

Utah's Emergency Department Annual Report: 2009



UTAH DEPARTMENT OF
HEALTH

Utah Emergency Department Encounter Data
Emergency Department Annual Report (EDAR-2009)

Utah Emergency Department
Utilization and Charges Profile
Statewide Summary
2009

Released by

Utah Department of Health

Bureau of Emergency Medical Services and Preparedness

www.health.utah.gov/ems/

and

Office of Health Care Statistics

www.health.utah.gov/hda

P. O. Box 142004
Salt Lake City, Utah 84114-2004

Suggested Citation

Bureau of Emergency Medical Services & Preparedness and Office of Health Care Statistics (2012). Utah Emergency Department Utilization and Charges Profile Statewide Summary (2009 Utah Emergency Department Encounter Data, Emergency Department Annual Report EDAR-2009). Salt Lake City, Utah: Utah Department of Health.

Acknowledgments

This report was developed under the joint direction of the Bureau of Emergency Medical Services and Preparedness and the Office of Health Care Statistics, Utah Department of Health. The mission of the Bureau of Emergency Medical Services and Preparedness is to promote a statewide system of emergency and trauma care to reduce morbidity and mortality through prevention, awareness and quality intervention.

Numerous individuals contributed to the report. The participation of Utah hospitals and their staffs in providing emergency department encounter data is gratefully acknowledged.

Division of Family Health and Preparedness

Marc E. Babitz, MD, Director

Bureau of Emergency Medical Services & Preparedness

Paul R. Patrick, Director

Jolene Whitney, MPH, Deputy Director

Joshua Legler, MS, Data Manager

Diane Hartford, MS, Emergency Health Systems Analyst

Office of Health Care Statistics

Keely Cofrin Allen, PhD, Director

John Morgan, BS, Information Analyst Supervisor

This Report was developed and written by:

Diane Hartford, MS, Emergency Health Systems Analyst

Joshua Legler, MS, Data Manager

John Morgan, BS, Information Analyst Supervisor

Table of Contents

| | |
|--|-----|
| Acknowledgments | 3 |
| Table of Contents..... | 4 |
| List of Tables..... | 5 |
| List of Figures | 6 |
| Section I—Introduction..... | 7 |
| Section II—Summary of Findings..... | 9 |
| Section III—Data | 18 |
| Section IV—Technical Notes and Limitations..... | 20 |
| Section V—Appendices | 25 |
| Appendix A: Table Description | 25 |
| Appendix B: Electronic Resource Documents | 29 |
| Appendix C: Hospital Characteristics, 2009 | 31 |
| Section VI—Tables | 33 |
| ED Encounter Tables | 34 |
| ED Outpatient Visits Tables | 217 |
| ED Inpatient Admissions Tables | 393 |

List of Tables

| | | |
|-----------|--|-----|
| Table 1. | Emergency Department Encounters, Outpatient Visits, and Inpatient Admissions by Hospital and Geographic Region: Utah, 2009 | 34 |
| Table 2. | Utah ED Encounters Profile: State Summary | 37 |
| Table 3. | ED Encounters by Major Disease Category: State Summary | 38 |
| Table 4. | ED Encounters Due to Injury or Poisoning: State Summary | 39 |
| Table 5. | ED Encounters by Top-Volume Categories: State Summary | 40 |
| Table 6. | Utah Hospital ED—Encounters Profile..... | 41 |
| Table 7. | ED Encounters by Major Disease Category..... | 85 |
| Table 8. | ED Encounters Due to Injury or Poisoning..... | 129 |
| Table 9. | ED Encounters by Top-Volume Diagnostic Categories..... | 173 |
| Table 10. | Utah Hospital ED—Outpatient Visits Profile: State Summary | 217 |
| Table 11. | ED Outpatient Visits by Major Disease Category: State Summary | 218 |
| Table 12. | ED Outpatient Visits Due to Injury or Poisoning: State Summary | 219 |
| Table 13. | ED Outpatient Visits by Top-Volume Categories: State Summary | 220 |
| Table 14. | Utah Hospital ED—Outpatient Profile | 221 |
| Table 15. | ED Outpatient Visits by Major Disease Category | 264 |
| Table 16. | ED Outpatient Visits Due to Injury or Poisoning..... | 307 |
| Table 17. | ED Outpatient Visits by Top-Volume Diagnostic Categories..... | 350 |
| Table 18. | Utah Hospital ED—Inpatient Profile: State Summary | 393 |
| Table 19. | ED Inpatient Admissions by Major Disease Category: State Summary | 394 |
| Table 20. | ED Inpatient Admissions Due to Injury or Poisoning: State Summary | 395 |
| Table 21. | ED Inpatient Admissions by Top-Volume Categories: State Summary | 396 |
| Table 22. | Utah Hospital ED—Inpatient Profile..... | 397 |
| Table 23. | ED Inpatient Admissions by Major Disease Category | 417 |
| Table 24. | ED Inpatient Admissions Due to Injury or Poisoning..... | 483 |
| Table 25. | ED Inpatient Admissions by Top-Volume Diagnostic Categories..... | 525 |

List of Figures

| | | |
|-----------|--|----|
| Figure 1. | Total ED Encounters in Utah: 2000-2009 | 9 |
| Figure 2. | Total ED Encounters by Type: Utah, 2009..... | 10 |
| Figure 3. | Percent Distribution of ED Encounters by Region and Charges: Utah, 2009 | 10 |
| Figure 4. | Percent Distribution of ED Encounters by Gender: Utah, 2009..... | 11 |
| Figure 5. | Distribution of ED Encounters by Patient's Age Group: Utah, 2009 | 12 |
| Figure 6. | Percent Distribution of ED Encounters by Major Disease Category: Utah, 2009 | 13 |
| Figure 7. | ED Encounters Due to Injury or Poisoning: Utah, 2009 | 14 |
| Figure 8. | ED Encounters by Cause of Unintentional Injury: Utah, 2009..... | 15 |
| Figure 9. | Percent Distribution of ED Encounters by Primary Payer: Utah, 2009 .. | 16 |

Section I—Introduction

The Hospital Emergency Department Annual Report 2009 (EDAR-2009) contains information about patient encounters with Utah hospital emergency departments. This Report is released by the Bureau of Emergency Medical Services and Preparedness (BEMSP) and the Office of Health Care Statistics (OHCS), Utah Department of Health (UDOH).

Background

Encounters by patients with hospital emergency departments (EDs) are a significant segment in the continuum of emergency medical care. ED encounter data provide a measure of outcomes of pre-hospital emergency services as well as a starting point for evaluating in-hospital trauma care and subsequent rehabilitation services. Consumers, employers, payers, policymakers, and providers can use encounter data to better understand the health care needs of Utah citizens, patterns of ED utilization, and the burden of injury and illness throughout the state.

The Utah Hospital Emergency Department 2009 Annual Report is a statewide ED utilization report prepared by the Utah Department of Health. This report contains data about all ED encounters. The accompanying tables contain ED encounter data as well as outpatient ED visits (i.e., patient encounters that did not result in a hospital admission) and data that describe inpatient admissions (i.e., those leading to a hospital admission). Utah participates in the national Healthcare Cost and Utilization Project (HCUP), which maintains health care databases including ED encounter data.

The 2009 Utah database consists of 770,211 records of ED encounters at 43 acute care hospitals in Utah. The data were compiled, edited, and analyzed according to the methodology described in appendices to this report.

Organization and Scope of the Report

The Report is organized into seven sections.

Section I - Introduction: includes a brief background of the ED annual report series.

Section II - Summary of Findings: consists of summary highlights and charts describing the following data source: ED encounter data, which include the combined data on all ED visits

Section III - Data: presents information about data collection, submission, and editing routines, and a discussion of privacy, confidentiality, and access to data.

Section IV - Technical Notes and Limitations: presents information useful for interpreting the data, limitations of the data, and references.

Section V - Appendices: contains table descriptions, electronic resource documents, and characteristics of reporting hospitals.

Section I—Introduction

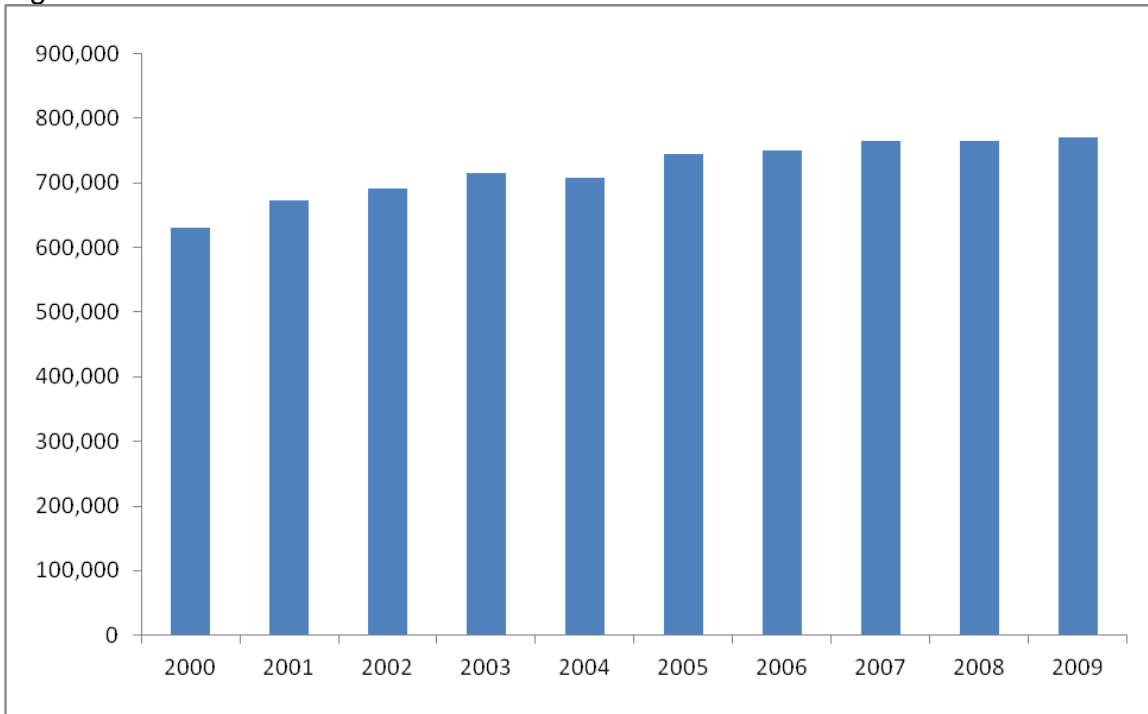
Section VI - Tables: contains tabulated descriptions of ED encounters, ED outpatient visits, and ED inpatient admissions.

Section II—Summary of Findings

ED Encounters

During 2009, there were 770,211 encounters with Utah hospital EDs for a rate of 27.5 encounters per 100 persons in the state. The number of Utah hospital ED encounters has increased steadily over the last ten years.

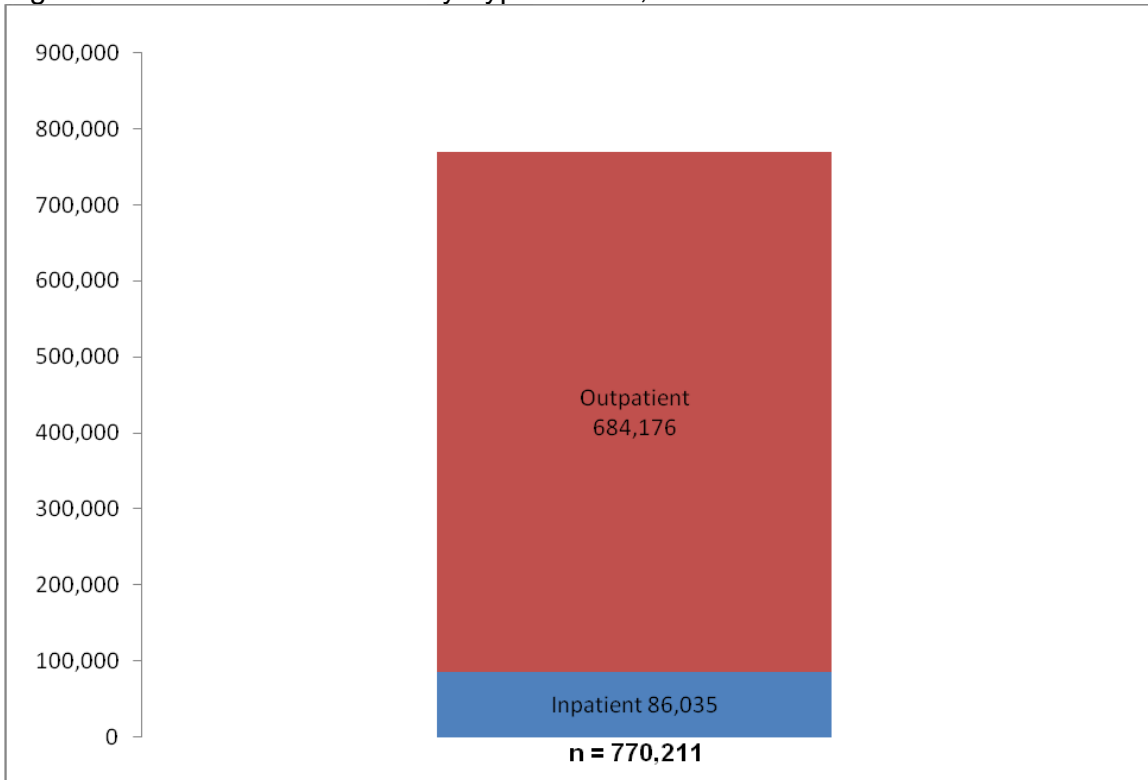
Figure 1. Total ED Encounters in Utah: 2000-2009



Total charges for the 770,211 visits in 2009 were \$2,999,970,489 (see Table 1). Of the total encounters, 684,176 (89%) required no subsequent admission to the hospital, while 86,035 (11%) did require a subsequent admission. Total charge for the outpatient visits was \$1,078,133,031 and for the inpatient admissions was \$1,915,837,459.

Section II—Summary of Findings—ED Encounters

Figure 2. Total ED Encounters by Type in Utah, 2009

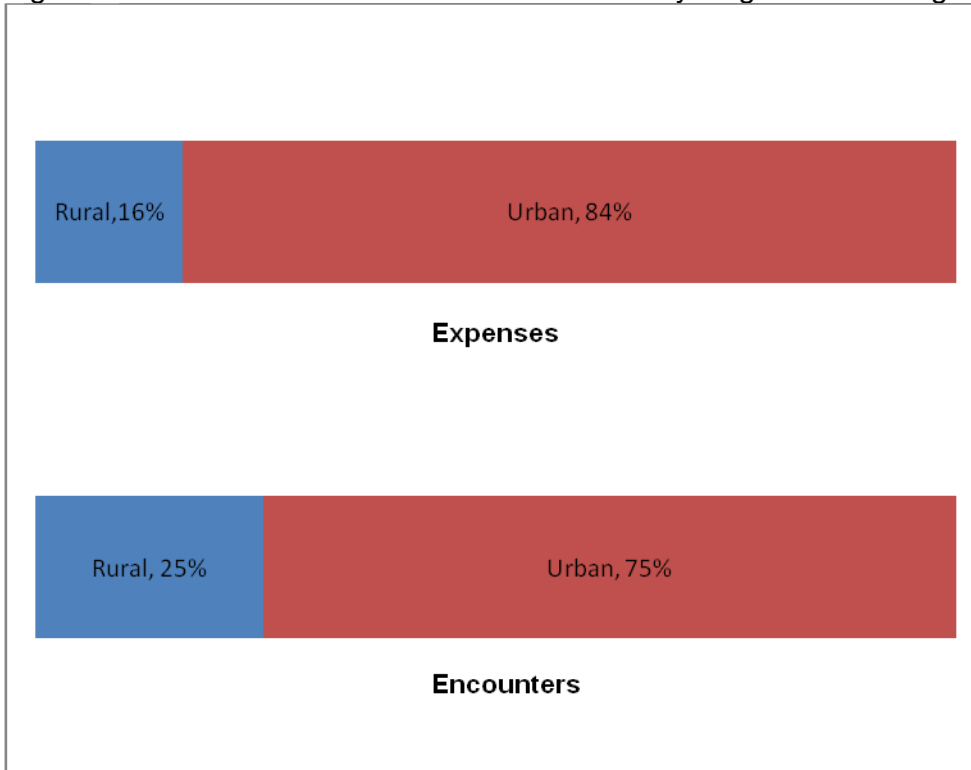


Geographic Region

There were 579,950 visits (75% of total) to urban hospitals and 190,261 (25%) to rural hospitals. However, there was a greater difference in charges, with urban hospital charges totaling \$2,567,859,799 (84%) and rural hospital charges totaling \$426,110,690 (16%). Figure 3 illustrates these data.

Section II—Summary of Findings—ED Encounters

Figure 3. Percent Distribution of ED Encounters by Region and Charges: Utah, 2009

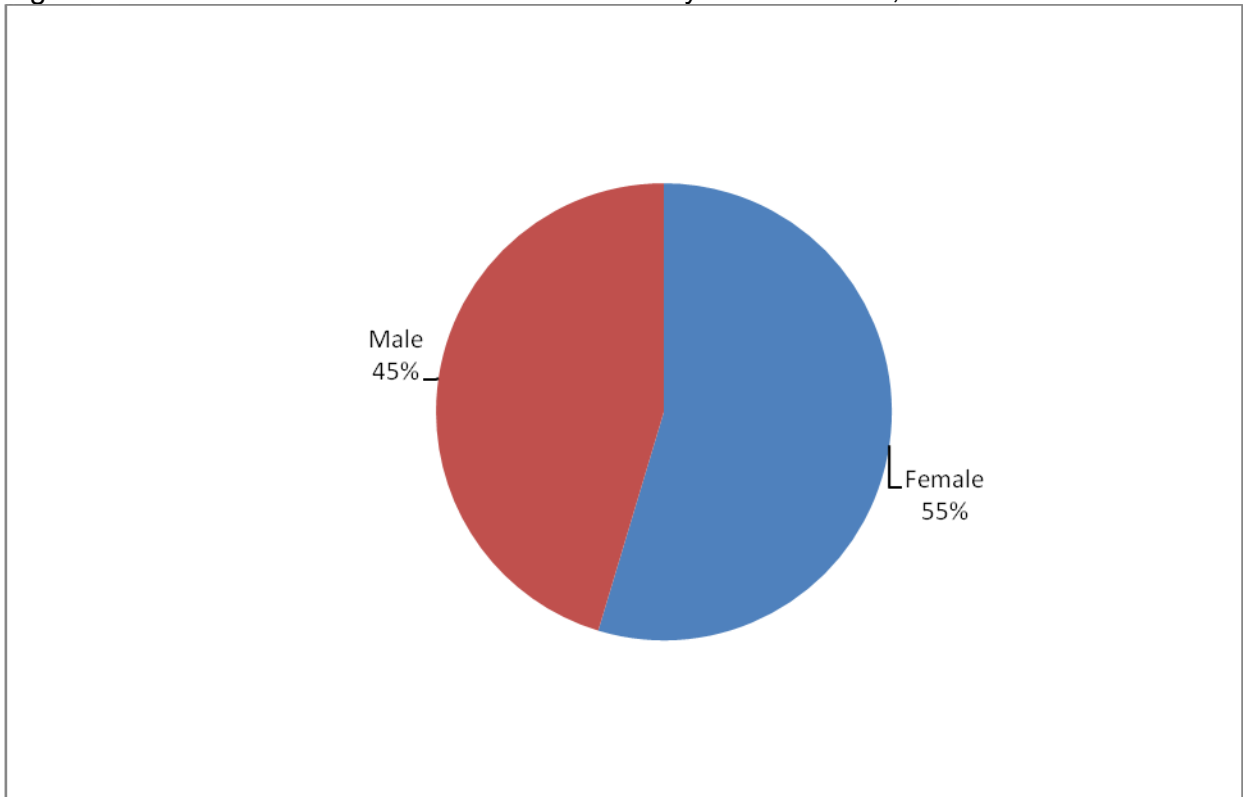


Patient Characteristics

As in prior years, more women (55%) than men (45%) had ED encounters during 2009 (Figure 4). The distribution of ED encounters by age group is shown in Figure 4. People aged 1 to 4 years, 20 to 24 years, and 25 to 29 years had higher numbers of encounters than those in other age groups. Please see Table 2 for more information.

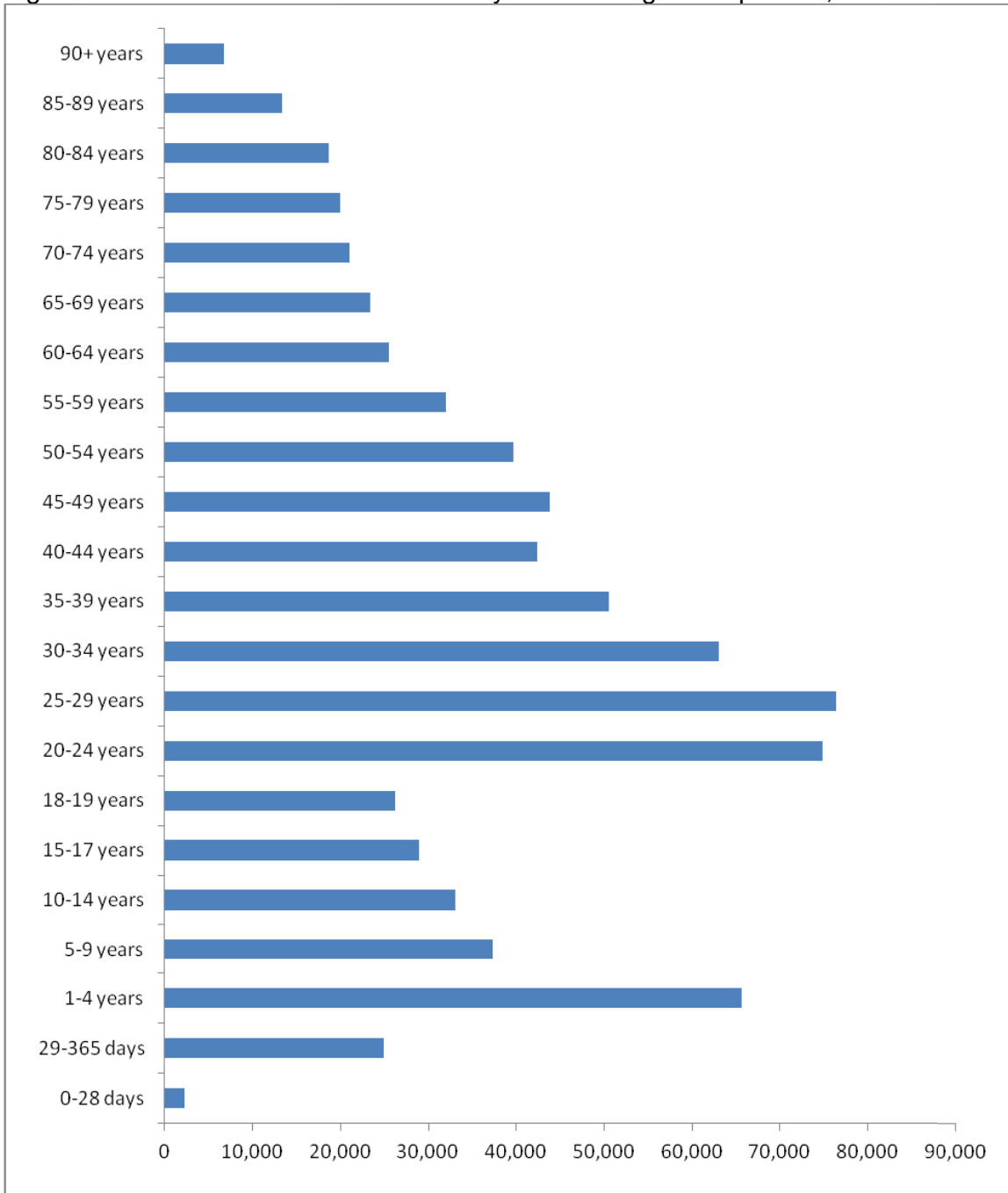
Section II—Summary of Findings—ED Encounters

Figure 4. Percent Distribution of ED Encounters by Gender: Utah, 2009



Section II—Summary of Findings—ED Encounters

Figure 5. Distribution of ED Encounters by Patient's Age Group: Utah, 2009

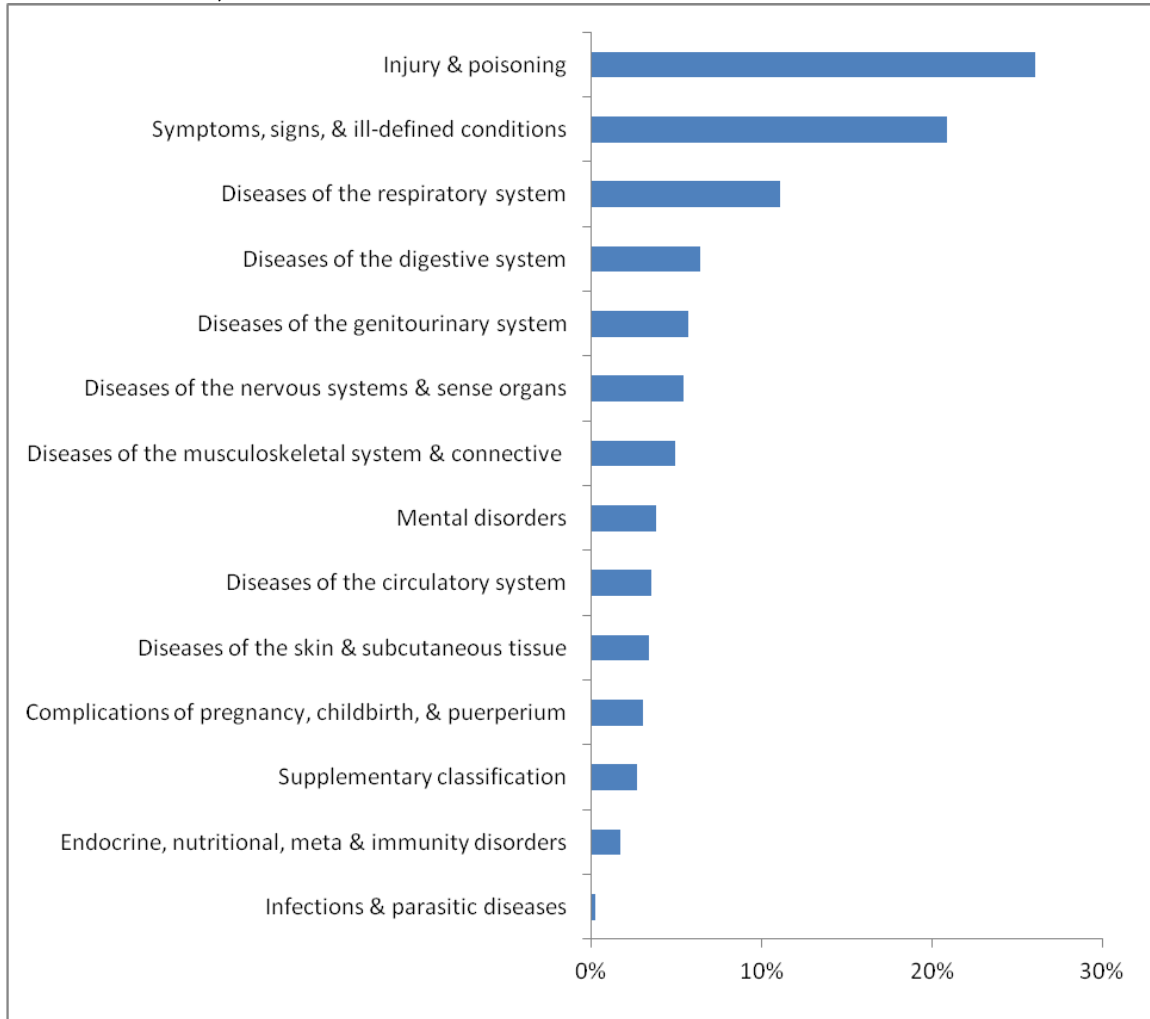


Encounter Characteristics

Major disease category. Injury and poisoning represented the most frequent disease category (196,138 or 22%) of all ED encounters in 2009 and resulted in total charges of \$660,255,755. Encounters due to symptoms, signs, and ill-defined conditions (21%) and diseases of the respiratory system (11%) were the second and third most frequent causes, respectively. Statewide average charges per encounter were highest for neoplasms (\$21,402) and diseases of the circulatory system (\$14,921). Please see Figure 6 and Table 3 for additional information.

Section II—Summary of Findings—ED Encounters

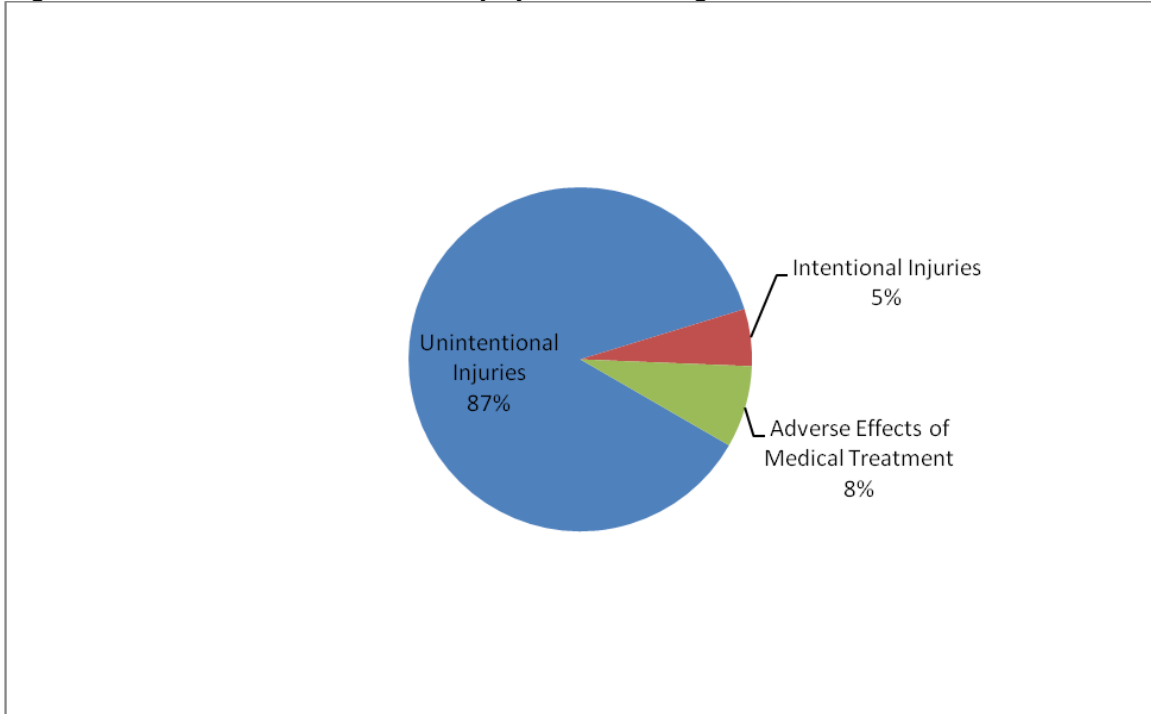
Figure 6. Percent Distribution of ED Encounters by Major Disease Category: Utah, 2009



Unintentional injuries represented 87% of all encounters due to injury and poisoning, with charges totaling \$527,622,906. Intentional injuries accounted for 5% of injury and poisoning encounters and \$56,409,673 in charges. There were 16,875 encounters in 2009 coded as visits due to adverse effects of medical treatment, or 7% of all injury and poisoning encounters, which resulted in charges totaling \$166,309,907. The average statewide charge per encounter for unintentional injuries, intentional injuries, and adverse effects of medical treatment were \$2,468, \$4,261 and \$8,737, respectively. Please see Figure 7 and Table 4 for additional information.

Section II—Summary of Findings—ED Encounters

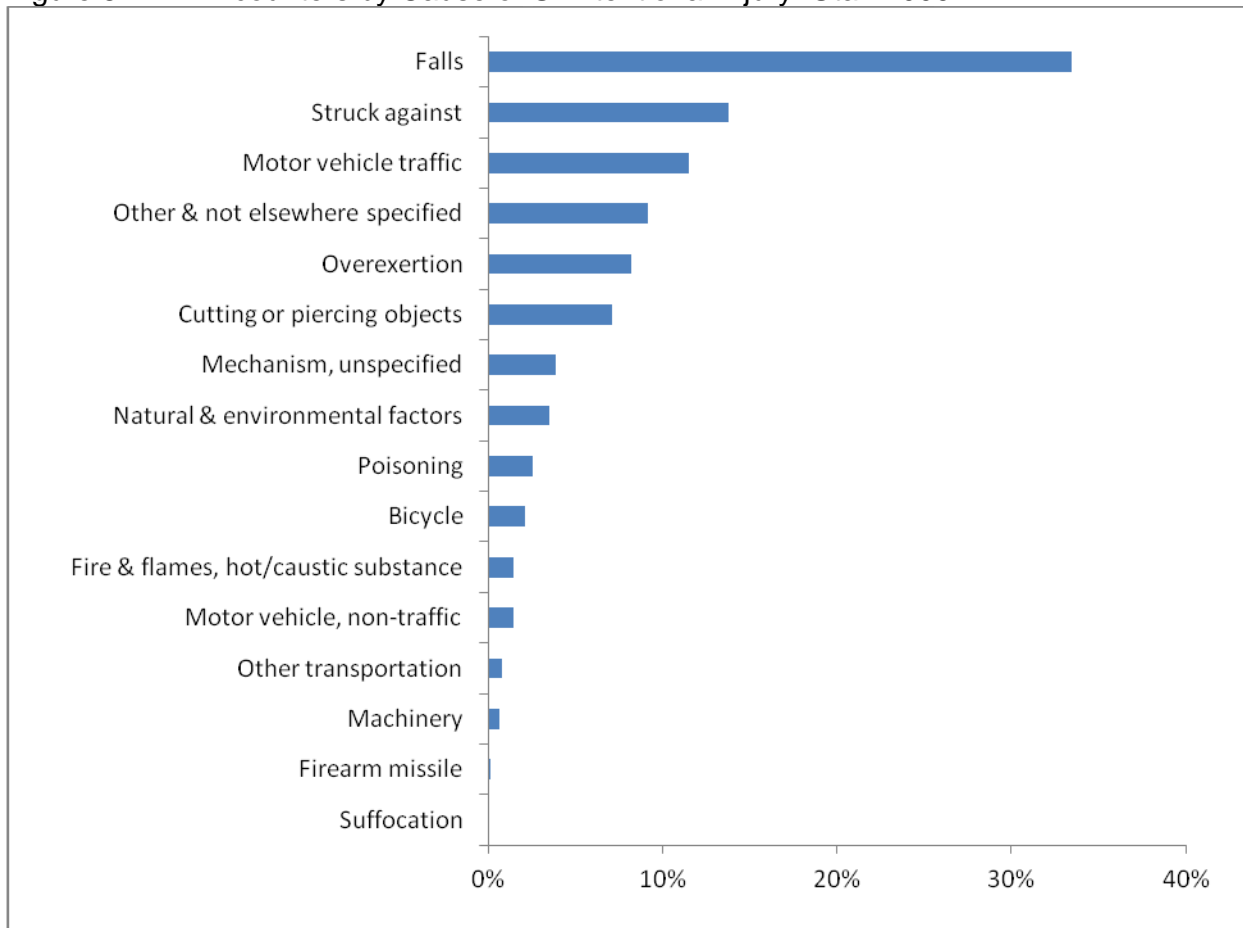
Figure 7. ED Encounters Due to Injury or Poisoning: Utah, 2009



Among ED encounters due to unintentional injury, the most frequent causes of injury were falls (33%), striking against or struck accidentally by objects or persons (14%), and traffic-related motor vehicle injuries (12%). The percent distribution of ED encounters due to unintentional injury is shown in Figure 8. Table 4 presents additional information.

Section II—Summary of Findings—ED Encounters

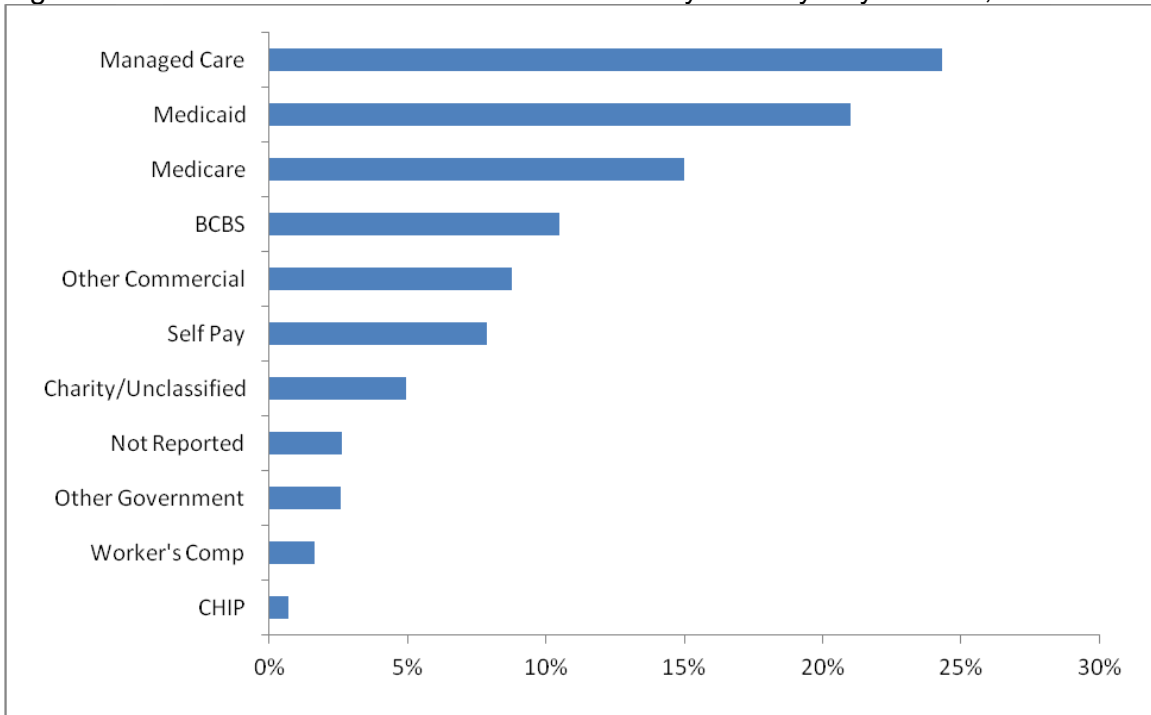
Figure 8. ED Encounters by Cause of Unintentional Injury: Utah 2009



Primary payers. The primary source of payment for ED encounters in 2009 was managed care. Blue Cross/Blue Shield and 'Other commercial care' paid for 19% of encounters. Encounters paid by Medicare, Medicaid, and 'Other government sources' combined to equal 39% of encounters in 2009. Encounters with 'Self-pay' as payment source made up 8%. Please see Figure 9 and Table 2 for additional information.

Section II—Summary of Findings—ED Encounters

Figure 9. Percent Distribution of ED Encounters by Primary Payer: Utah, 2009



Section III—Data

Data Collection

The Utah Emergency Medical Services Systems Act, 26-8a-203, Utah Code Annotated, authorizes the Bureau of Emergency Medical Services and Preparedness (BEMSP) to establish an emergency medical services data system. The data elements are defined by the Utah State Emergency Medical Services Committee (Committee), relating to the treatment and care of patients who use, or have used, the emergency medical services system (26-8a-203(2) and 26-8a-104(5)). In addition, 26-8a-203(3) states the following:

Persons (defined as “any individual, firm, partnership, association, corporation, company, group of individuals acting together for a common purpose, agency or organization of any kind, public or private”) providing emergency medical services, shall provide to the department information for the emergency medical services information system established pursuant to Subsection 26-8a-203(2).

Administrative Rule R426-7-3(l) mandates that all Utah licensed hospitals report information on ED patient encounters. The rule defines the data elements which hospitals are required to submit to EMS under statute and administrative rules specifically for the purpose of constructing a statewide Emergency Department Patient Database (EDPD).

Data Submission

Patient data records are to be submitted to the Bureau as specified in the Submittal Manual. The data elements to be submitted are based on the encounter occurring in a calendar quarter.

System Edits

Data are validated through a process of automated editing and report verification. Each record is subjected to a series of edits for accuracy, consistency, completeness, and conformity with the definitions specified in the submittal manual. Records failing the edit check are returned to the data supplier for correction and/or comment.

Privacy, Confidentiality, and Access

Privacy

The individual's right to privacy refers to a patient's capacity to control identifiable information about him/her that could be disclosed under certain conditions. Ensuring patient privacy is carefully considered in the management of BEMSP data files.

Public disclosure of individual hospital data is to be carefully guarded by use of calculated or aggregated values. Release of a hospital's identifiable data occurs only if: the hospital is allowed time to verify the accuracy of the information, submit corrections with supporting evidence, and submit comments or alternate interpretations to the release, and; BEMSP has corrected any data records found to be in error.

Confidentiality

Care will be taken to ensure that access to the BEMSP raw data files is by authorized personnel only. BEMSP and the UDOH manage all data files in compliance with protective policies and procedures. All personnel having any access to BEMSP data files are required to sign a Confidentiality Pledge, which outlines their responsibilities and notifies them of the possible penalties for breach of the agreement.

Access

It is the policy of BEMSP to support legitimate access to its ED data while protecting the patient and hospital right of privacy. This policy governs the administration of confidential data in the custody of BEMSP. Aggregated values are released in designated BEMSP Resource Documents or User Friendly Reports.

Section IV—Technical Notes and Limitations

Sources of Hospital Variation in Volume and Outcome of ED Encounters

Users of this report should remember that several factors, such as volume of patient encounters, coding inconsistencies, and severity of patient illness can influence comparisons among hospitals. When interpreting the information shown in this report, the reader is advised to keep in mind the following:

Volume - If a hospital released only a few types of certain cases, comparing data with other hospitals would not be especially meaningful because a small number of cases is not sufficient to establish a pattern of treatment. The reader must exercise caution when interpreting measures shown in this report that were based on fewer than five releases.

Coding - Inter-hospital data variations may be a reflection of differences in coding practices and quality of data.

The ED Submittal Manual provides data element definitions and standards to ensure that all hospitals will report similar data. Additionally, each hospital is provided with a 35-day review period to validate the data against its hospital records. Despite the validation process, data quality is still a concern, but it is expected to improve over time as hospitals become accustomed to reporting data for public dissemination. Any comparative analysis or decision-making based on this data should take into account issues of data quality.

Severity of Illness - Patient encounters with EDs for the same treatment and conditions often vary in the severity of illness. Factors such as age, gender, and secondary illnesses account for differences in severity. Treating severely ill patients is the most resource-intensive and expensive for any hospital. For instance, patients who are severely ill may need to be admitted to intensive care units, require high-technology equipment, or need to stay longer in hospitals than less ill patients.

Some hospitals, especially regional referral centers like Primary Children's Medical Center and LDS Hospital, treat more acutely ill patients because of the specialized care available at the facility. The University of Utah Hospital, a regional referral center as well as a major teaching hospital, treats more patients with complex medical conditions than other hospitals. Because of services offered and the condition of patients served, charges for patient care at these hospitals may be higher than at other hospitals.

Rural hospitals often admit a mix of patients who may be chronically ill, uninsured, or elderly. The elderly are often more severely ill because of chronic and multiple health problems than younger patients.

Size - Larger hospitals typically provide a more extensive array of services that are more sophisticated and resource-intensive than smaller rural hospitals (e.g., specialized intensive care units).

Location – When compared to rural hospitals, urban facilities have higher costs and revenues for a variety of reasons. Cost of labor may be among the most important reasons that urban hospitals incur higher costs. Hospitals in urban labor markets must typically pay more to employ nurses, administrators, hospital-based physicians, and nearly all other hospital personnel.

Teaching Status -Teaching hospitals are those that provide medical education, primarily at the graduate level. The most prominent differences between teaching and non-teaching hospitals occur as a result of the contemporaneous provision of teaching and patient care.

The second major difference between teaching and non-teaching facilities is the broader and more complex scope of services offered by teaching hospitals.

Strategies to Improve Comparability

Outlier Cases - Some patients have exceptionally low or high total facility charges. Hospital charges can be affected by just a few unusually expensive (or inexpensive) cases. These high or low values could be a result of coding or data submittal errors, particularly in total charges. Other reasons for exceptionally low charges could be death or transfer to another facility. Exceptionally high charges could be due to a catastrophic condition. Whatever the reason, these values (referred to as “outliers”) distort the averages and were excluded from calculations. The high total facility charge outliers are defined in this and succeeding reports as values above 2.5 standard deviations from the mean. Mean and standard deviations are All Patient Refined Diagnosis Related Group (APR-DRG) specific and are calculated on a statewide basis. The low outliers were defined as non-newborn or non-normal delivery encounters with less than a \$300 charge. The calculations in this report do not, however, exclude low outliers. A preliminary analysis showed that of the encounters meeting this definition, a high proportion are in the DRG “other factors influencing health status,” for which it was difficult to determine whether they were true outliers.

Hospital Peer Groups - Comparing summary outcome measures (length of stay, total charges, readmission rates, and mortality rates) among hospitals has always been controversial because of the difficulty in defining what makes hospitals “comparable.” As discussed previously, summary outcome measures vary among hospitals depending on various factors like location, number of beds, ownership, affiliation, and teaching status. If all these factors were to be considered in defining peer groups, each hospital might end up in a group by itself.

It was determined that this report would contain summary statistics for a hospital’s peer group as well as for the hospital and the state. The next issue was the basis for the grouping, which is discussed below.

Among various factors affecting a hospital's average charges, location and case-mix indicators play important roles in determining the complexity of patient treatment in

Section IV—Technical Notes and Limitations

the hospital. Therefore, the basis for the 2009 hospital grouping is location (urban/rural) and the all-patient case-mix index, except for psychiatric and substance abuse hospitals and non-comparable hospitals.

In order to be comparable with other reports on hospital utilization, the hospitals are assigned to peer groups according to the 1996 Utah Hospital Discharge Database (UHDDDB) all-patient case-mix index (CMI), in which the peer group classification was derived using 1996 hospital discharge data. The 2009 UHDDDB all-patient CMI is shown below.

Hospital Peer Groups and Case-mix Indexes

| Peer Group | Hospital | Location U/R | 2009 |
|------------|-------------------------------------|--------------|--------|
| 1 | Intermountain Medical Center | Urban | 1.2396 |
| 1 | UHC University of Utah Hospital | Urban | 1.5848 |
| 2 | McKay-Dee Hospital Center | Urban | 1.0091 |
| 2 | Salt Lake Regional Medical Center | Urban | 1.0722 |
| 2 | St. Mark's Hospital | Urban | 1.0957 |
| 2 | Utah Valley Regional Medical Center | Urban | 1.1396 |
| 3 | Cottonwood Hospital | Urban | |
| 3 | Davis Hospital and Medical Center | Urban | 0.6870 |
| 3 | LDS Hospital | Urban | 0.8918 |
| 3 | Lakeview Hospital | Urban | 1.0992 |
| 3 | Mountain View Hospital | Urban | 0.7951 |
| 3 | Ogden Regional Medical Center | Urban | 0.8116 |
| 3 | Pioneer Valley Hospital | Urban | 0.9730 |
| 4 | Alta View Hospital | Urban | 0.6607 |
| 4 | American Fork Hospital | Urban | 0.5183 |
| 4 | Jordan Valley Hospital | Urban | 0.6522 |
| 4 | Orem Community Hospital | Urban | 0.2791 |
| 4 | Riverton Hospital | Urban | 0.4305 |
| 4 | Timpanogos Regional Hospital | Urban | 0.8157 |
| 5 | Ashley Valley Medical Center | Rural | 0.5644 |
| 5 | Brigham City Community Hospital | Rural | 0.5704 |
| 5 | Castleview Hospital | Rural | 0.7368 |
| 5 | Dixie Regional Medical Center | Rural | 1.1491 |
| 5 | Logan Regional Hospital | Rural | 0.6371 |
| 5 | Park City Medical Center | Rural | 1.1731 |
| 5 | Valley View Medical Center | Rural | 0.6653 |
| 6 | Allen Memorial Hospital-CAH | Rural | 0.6863 |
| 6 | Bear River Valley Hospital | Rural | 0.7424 |
| 6 | Beaver Valley Hospital | Rural | 0.5380 |
| 6 | Central Valley Medical Center-CAH | Rural | 0.5410 |
| 6 | Delta Community Medical Center-CAH | Rural | 0.5048 |
| 6 | Fillmore Community Medical | Rural | 0.4662 |

Section IV—Technical Notes and Limitations

| Center-CAH | | | |
|------------|--|-------|--------|
| 6 | Garfield Memorial Hospital | Rural | 0.5467 |
| 6 | Gunnison Valley Hospital | Rural | 0.4597 |
| 6 | Heber Valley Medical Center | Rural | 0.6812 |
| 6 | Kane County Hospital | Rural | 0.4382 |
| 6 | Milford Valley Memorial Hospital- CAH | Rural | 0.5586 |
| 6 | Mountain West Medical Center | Rural | 0.6596 |
| 6 | San Juan Hospital-CAH | Rural | 0.5001 |
| 6 | Sanpete Valley Hospital-CAH | Rural | 0.5082 |
| 6 | Sevier Valley Medical Center | Rural | 0.5127 |
| 6 | Uintah Basin Medical Center | Rural | 0.5129 |

*CAH = Critical Access Hospitals

Limitations

This report shows the total billed ED charges. Billed charges are used as one indicator of hospital ED performance. Not all patients or insurance plans pay the same amount for similar treatments, supplies, services, and procedures even though they may be billed the same amount. Hospitals offer a variety of contracts, many with discount arrangements based on volume.

This report can be used to compare broad measures of ED utilization for all hospitals, but more detailed data are needed to look at specific performance comparisons among hospitals. This report addresses ED utilization issues but does not directly measure the quality of medical care. This information serves as an important step toward targeting prevention programs and educating Utahns about their health.

The authors eagerly await your comments and constructive criticism to help shape future reports.

Additional ED Data Resources

EDAR-2008 Tables in Electronic Form—The tables included in this report can be made available in electronic form upon request. Patient-level data are also available in electronic form. (See Appendix B)

Future Reports—The EDAR-2009 contains extensive data that can serve as the basis for other consumer-friendly reports. Standard documents will be published and distributed to a wide range of audiences.

Electronic Data—BEMSP supports legitimate access to its emergency department database while protecting the patient and hospital right of privacy.

Public Data Sets (PDS)—These are available with minimal control. Different data files are designed to provide general health care data to a wide spectrum of users.

User Defined Data Set (UDDS)—These are available through the “Request for Data Release” process. Researchers may request, in writing, a research-oriented database for *bona fide* research and statistical purposes. BEMS&P will forward these requests for review and approval to the Utah Department of Health Institutional Review Board.

Special Data Requests—These will be reviewed jointly by OHCS and BEMSP.

Section V— Appendices

Appendix A: Table Description

There are 25 tables contained in the report, the descriptions for which are included below. The groupings for the tables are derived from the hospital geographic location, patient demographic background, or principal diagnosis coded by the hospital in the patient record. Each patient's ED billing record contains patient demographics, clinical coding classifications based on the International Classification of Diseases, 9th Revision Clinical Modification (ICD-9-CM), payer, and utilization data for each visit. Categories shown in this report were based on ICD-9-CM coding ranges defined in the National Hospital Ambulatory Medical Care Survey: 2006 Emergency Department Summary developed by the National Center for Health Statistics.

The tables present the distribution, composition, and outcome measures of all ED encounters, ED outpatient visits, and ED inpatient admissions by selected characteristics. The information is presented by hospital and arranged in sequence according to peer groups. Where appropriate, comparative statistics are shown between the hospital peer group and the entire state totals.

Table 1 Presents the state level volume of ED encounters, outpatients and inpatients with reported total ED charges by hospital and geographic region.

Table 2 Presents the state level ED encounter profile: gender, age, type of admission, discharge status, and primary payer.

Table 3 Presents the state level volume of ED encounters, average and total ED charges by major disease category and ICD-9-CM code range.

Table 4 Presents the state level ED encounters, average and total ED charges by the categories of intent and mechanism of injury or poisoning.

Table 5 Presents the state level ED encounters, average and total ED charges by principal diagnosis group and ICD-9-CM codes for selected categories.

Table 6 Presents the individual hospital level ED encounter profile: gender, age, type of admission, discharge status, and primary payer.

Table 7 Presents the individual hospital level volume of ED encounters and total ED charges by major disease category and ICD-9-CM code range.

Table 8 Presents the individual hospital level volume of ED encounters, average and total ED charges, by intent and mechanism of injury categories [(E-codes, or external causes of injury codes) as listed in the ICD-9-CM and type of

Section V —Appendix A: Table Description

injury categories (ICD-9-CM code range 800-989)], grouped to highlight the interaction between intent of the injury and the mechanism that produced the injury.

Table 9 Presents the individual hospital level ED encounters and average ED charges by principal diagnosis grouping and ICD-9-CM codes for selected categories.

Table 10 Presents the state level ED outpatient profile: gender, age, type of admission, discharge status, and primary payer.

Table 11 Presents the state level volume of ED outpatient visits, average and total ED charges by major disease category and ICD-9-CM code range.

Table 12 Presents the state level ED outpatient visits, average and total ED charges by the categories of intent and mechanism of injury or poisoning.

Table 13 Presents the state level ED outpatient visits, average and total ED charges by principal diagnosis group and ICD-9-CM codes for selected categories.

Table 14 Presents the individual hospital level ED outpatient profile: gender, age, type of admission, discharge status, and primary payer.

Table 15 Presents the individual hospital level volume of ED outpatient visits and total ED charges by major disease category and ICD-9-CM code range.

Table 16 Presents the individual hospital level volume of ED outpatient visits, average, and total ED charges by intent and mechanism of injury categories [(E-codes, or external causes of injury codes) as listed in the ICD-9-CM and type of injury categories (ICD-9-CM code range 800-989)], grouped to highlight the interaction between intent of the injury and the mechanism that produced the injury.

Table 17 Presents the individual hospital level ED outpatient visits and average ED charges by principal diagnosis grouping and ICD-9-CM codes for selected categories.

Table 18 Presents the state level ED inpatient profile: gender, age, discharge status, primary payer, and local health district.

Table 19 Presents the state level volume of ED inpatient admissions, average and total ED charges by major disease category and ICD-9-CM code range.

Table 20 Presents the state level ED inpatient volume, average and total ED charges by the general categories of intent and mechanism of injury or poisoning.

Table 21 Presents the state level ED inpatient volume, average and total ED charges by principal diagnosis group and ICD-9-CM codes for selected categories.

Table 22 Presents the individual hospital level ED inpatient profile: gender, age, type of admission, discharge status, and primary payer.

Section V —Appendix A: Table Description

Table 23 Presents the individual hospital level volume of ED inpatient admissions and total ED charges by major disease category and ICD-9-CM code range.

Table 24 Presents the individual hospital level volume of ED inpatient admissions, average, and total ED charges by intent and mechanism of injury categories [(E-codes or external causes of injury codes) as listed in the ICD-9-CM and type of injury categories (ICD-9-CM code range 800-989)], grouped to highlight the interaction between intent of the injury and the mechanism that produced the injury.

Table 25 Presents the individual hospital level ED inpatient volume and average ED charges by principal diagnosis grouping and ICD-9-CM codes for selected categories.

Description of Table Entries

Using health care data to affect decision-making requires a commitment on the part of users to understand the complex nature of health care. Decision-making is not simple and should not be based on a single indicator. The following will assist users in interpreting the data contained in this report.

Encounters/Visits - Number of ED encounters that occurred from January 1, 2009 to December 31, 2009. These include patients with out-of-state residencies.

Total Charges - Sum of all ED facility charges included in the billing form, excluding professional fees. *Total charges are different from cost of treatment or payment received by the hospital.*

Average Charges - Sum of total charges divided by number of releases. In the calculation of average charges, outliers that were above 2.5 standard deviations were excluded from the total charges. The arithmetic mean or average lends itself to further mathematical manipulation (i.e., by multiplying it with a projected number of releases to predict future resource use). Thus, it was chosen over other measures of central tendency, such as the median or mode, neither of which has this statistical property.

Major Disease Categories (MDC) - Mutually exclusive principal diagnosis categories. The diagnoses in each MDC correspond to a single organ system or etiology and, in general, are associated with a particular medical specialty.

Age - Derived from date of birth and date of encounter.

Appendix B: Electronic Resource Documents

Public Data Sets (PDS) are available with minimal control. Different data files are designed to provide general health care data to a wide spectrum of users. Although the data are at the patient level, considerable care has been taken to ensure that no individual patient could be identified from the data. The data elements included in the public use data files are:

| | | | |
|----|--|----|-----------------------------------|
| 1 | Provider identifier (Hospital) | 21 | Admission hour |
| 2 | Patient's age (in 5-yr. group) | 22 | Total charge |
| 3 | Patient's gender | 23 | ED charge |
| 4 | Source of admission | 24 | Primary payer category |
| 5 | Total hours stay | 25 | Secondary payer category |
| 6 | Patient's release status | 26 | Tertiary payer category |
| 7 | Patient's postal ZIP code | 27 | Patient's relationship to insured |
| 8 | Patient's residential county | 28 | Charge outlier |
| 9 | Patient's migrant status | 29 | Length of stay outlier |
| 10 | Patient's marital status | 30 | Release quarter |
| 11 | Patient's race & ethnicity | 31 | Record identifier |
| 12 | Principal diagnosis | 32 | Secondary diagnosis code 5 |
| 13 | Secondary diagnosis code 1 | 33 | Secondary diagnosis code 6 |
| 14 | Secondary diagnosis code 2 | 34 | Secondary diagnosis code 7 |
| 15 | Secondary diagnosis code 3 | 35 | Secondary diagnosis code 8 |
| 16 | Secondary diagnosis code 4 | 36 | Secondary procedure code 3 |
| 17 | Principal procedure | 37 | Secondary procedure code 4 |
| 18 | Secondary procedure code 1 | 38 | Secondary procedure code 5 |
| 19 | Secondary procedure code 2 | 39 | Major disease category (MDC) |
| 20 | External causes of injury and poisoning code | 40 | Principal diagnostic category |
| | | 41 | Encounter type |

To get complete descriptions of data elements included in the public user data files, point your browser to www.health.utah.gov/ems/. You can also request a copy of the description of PDS data elements by writing or sending an email to BEMSP. Contact information is available on the next page.

Section V—Appendix B: Electronic Resource Documents

User Defined Data Set (UDDS) is available through the “Request for Data Release” process. BEMSP supports legitimate access to its ED database while protecting the patient and hospital right of privacy. To ensure patient privacy, all requests for data release not in aggregated form shall be submitted in letter form specifically stating the purposes for which the data release is requested. Researchers may request, in writing, a research-oriented database for *bona fide* research and statistical purposes. BEMSP will forward these requests for review and approval to the Utah Department of Health Institutional Review Board.

Please send data requests to:

Diane Hartford, MS
Bureau of Emergency Medical Services and Preparedness
Utah Department of Health
PO Box 142004
Salt Lake City, UT 84114-2004
(801) 273-6667
email: dhartfor@utah.gov

or to:

John Morgan
Office of Health Care Statistics
Utah Department of Health
PO Box 144004
Salt Lake City, UT 84114-4004
(801) 538-6700
email: johnmorgan@utah.gov

Appendix C Hospital Characteristics, 2009

| ID ¹ | Hospital Name | Own ² | Affiliation | Type ³ | County | City | U/R ⁴ | Teach ⁵ | Beds |
|-----------------|---|------------------|----------------------------|-------------------|------------|----------------|------------------|--------------------|------|
| 111 | Allen Memorial Hospital-CAH | G | Rural Health Management | Acute | Grand | Moab | R | N | 25 |
| 118 | Alta View Hospital | N | Intermountain Health Care | Acute | Salt Lake | Sandy | U | N | 80 |
| 136 | American Fork Hospital | N | Intermountain Health Care | Acute | Utah | American Fork | U | N | 89 |
| 134 | Ashley Regional Medical Center | I | LifePoint Hospitals | Acute | Uintah | Vernal | R | N | 39 |
| 104 | Bear River Valley Hospital | N | Intermountain Health Care | Acute | Box Elder | Tremonton | R | N | 16 |
| 101 | Beaver Valley Hospital | G | Freestanding | Acute | Beaver | Beaver | R | N | 49 |
| 201 | Benchmark Behavioral Health Systems | I | Ramsey Health Care | SP/Psych | Davis | Woods Cross | U | N | 84 |
| 103 | Brigham City Community Hospital | I | MountainStar Healthcare | Acute | Box Elder | Brigham City | R | N | 49 |
| 145 | Cache Valley Specialty Hospital | I | National Surgical Hospital | SP/Surg | Cach | North Logan | R | N | 22 |
| 106 | Castleview Hospital | I | LifePoint Hospitals | Acute | Carbon | Price | R | N | 84 |
| 113 | Central Valley Medical Center-CAH | N | Rural Health Management | Acute | Juab | Nephi | R | N | 25 |
| 119 | Cottonwood Hospital (closed) | N | Intermountain Health Care | Acute | Salt Lake | Murray | U | N | 213 |
| 108 | Davis Hospital and Medical Center | I | IASIS Health Care | Acute | Davis | Layton | U | N | 225 |
| 116 | Delta Community Medical Center-CAH | N | Intermountain Health Care | Acute | Millard | Delta | R | N | 18 |
| 140 | Dixie Regional Medical Center | N | Intermountain Health Care | Acute | Washington | St. George | R | N | 245 |
| 115 | Fillmore Community Medical Center-CAH | N | Intermountain Health Care | Acute | Millard | Fillmore | R | N | 20 |
| 110 | Garfield Memorial Hospital | N | Intermountain Health Care | Acute | Garfield | Panguitch | R | N | 41 |
| 129 | Gunnison Valley Hospital - CAH | G | Rural Health Management | Acute | Sanpete | Gunnison | R | N | 25 |
| 306 | HealthSouth Rehabilitation Hospital of Utah | I | HealthSouth | SP/Rehab | Salt Lake | Sandy | U | Y | 63 |
| 139 | Heber Valley Medical Center - CAH | N | Intermountain Health Care | Acute | Wasatch | Heber | R | N | 19 |
| 302 | Highland Ridge Hospital | I | Am Intl Health Systems | SP/Psych | Salt Lake | Salt Lake City | U | N | 41 |
| 146 | Intermountain Medical Center | N | Intermountain Health Care | Acute | Salt Lake | Murray | U | Y | 472 |
| 117 | Jordan Valley Medical Center | I | IASIS Health Care | Acute | Salt Lake | West Jordan | U | N | 183 |
| 114 | Kane County Hospital | G | Freestanding | Acute | Kane | Kanab | R | N | 25 |
| 107 | Lakeview Hospital | I | MountainStar Healthcare | Acute | Davis | Bountiful | U | N | 128 |
| 121 | LDS Hospital | N | Intermountain Health Care | Acute | Salt Lake | Salt Lake City | U | Y | 266 |
| 105 | Logan Regional Hospital | N | Intermountain Health Care | Acute | Cache | Logan | R | N | 146 |
| 141 | McKay-Dee Hospital Center | N | Intermountain Health Care | Acute | Weber | Ogden | U | Y | 304 |
| 102 | Milford Valley Memorial Hospital-CAH | G | Rural Health Management | Acute | Beaver | Milford | R | N | 23 |
| 137 | Mountain View Hospital | I | MountainStar Healthcare | Acute | Utah | Payson | U | N | 114 |

| ID ¹ | Hospital Name | Own ² | Affiliation | Type ³ | County | City | U/R ⁴ | Teach ⁵ | Beds |
|-----------------|---|------------------|---------------------------|-------------------|-----------|----------------|------------------|--------------------|------|
| 133 | Mountain West Medical Center | I | Community Health Sys | Acute | Tooele | Tooele | R | N | 44 |
| 142 | Ogden Regional Medical Center | I | MountainStar Healthcare | Acute | Weber | Ogden | U | N | 223 |
| 135 | Orem Community Hospital | N | Intermountain Health Care | Acute | Utah | Orem | U | N | 24 |
| 147 | Park City Medical Center | N | Intermountain Health Care | Acute | Summit | Park City | R | N | 26 |
| 126 | Pioneer Valley Hospital | I | IASIS Health Care | Acute | Salt Lake | West Valley | U | Y | 139 |
| 122 | Primary Children's Medical Center | N | Intermountain Health Care | Acute | Salt Lake | Salt Lake City | U | N | 271 |
| 308 | Promise Hospital of Salt Lake, INC West | I | Camelot Health Care | SP/LT | Salt Lake | West Valley | U | N | 41 |
| 148 | Riverton Hospital | N | Intermountain Health Care | Acute | Salt Lake | Riverton | U | N | 67 |
| 120 | Salt Lake Regional Medical Center | I | IASIS Health Care | Acute | Salt Lake | Salt Lake City | U | Y | 158 |
| 128 | San Juan Hospital-CAH | G | Managed | Acute | San Juan | Monticello | R | N | 25 |
| 130 | Sanpete Valley Hospital-CAH | N | Intermountain Health Care | Acute | Sanpete | Mt. Pleasant | R | N | 18 |
| 132 | Sevier Valley Medical Center | N | Intermountain Health Care | Acute | Sevier | Richfield | R | N | 42 |
| 301 | South Davis Community Hospital | G | Freestanding | SP/LT | Davis | Bountiful | U | N | 16 |
| 124 | St. Mark's Hospital | I | MountainStar Healthcare | Acute | Salt Lake | Salt Lake City | U | Y | 294 |
| 307 | The Orthopedic Specialty Hospital | I | Intermountain Health Care | SP/Surg | Salt Lake | Salt Lake City | U | N | 36 |
| 144 | Timpanogos Regional Hospital | I | MountainStar Healthcare | Acute | Utah | Orem | U | N | 105 |
| 109 | Uintah Basin Medical Center | G | Freestanding | Acute | Duchesne | Roosevelt | R | N | 49 |
| 125 | UHC University Hospitals & Clinics | G | University Healthcare | Acute | Salt Lake | Salt Lake City | U | Y | 508 |
| 310 | UHC Univ. of Utah Huntsman Cancer Hospital | G | University Healthcare | SP/Cancer | Salt Lake | Salt Lake City | U | Y | N/A |
| 309 | UHC Univ. of Utah Orthopaedic Center | G | University Healthcare | SP/Surg | Salt Lake | Salt Lake City | U | Y | N/A |
| 126 | University of Utah Neuropsychiatric Institute | G | Psych Inst Svcs | SP/Psych | Salt Lake | Salt Lake City | U | Y | 90 |
| 138 | Utah Valley Regional Medical Center | N | Intermountain Health Care | Acute | Utah | Provo | U | N | 395 |
| 311 | Utah Valley Specialty Hospital | I | Ernest Health | SP/LT | Utah | Provo | U | N | 40 |
| 112 | Valley View Medical Center | N | Intermountain Health Care | Acute | Iron | Cedar City | R | N | 48 |
| 801 | Veterans Administration Medical Center | G | Freestanding | Acute | Salt Lake | Salt Lake City | U | N | 121 |

¹Facility ID Number

²Owner: G=Government, I=Investor-Owned, N=Not for Profit

³Hospital Type: Acute=Acute Care including Critical Access Hospitals (CAH), SP/Cancer= Specialty Cancer, SP/Psych=Speciality/Psychiatric, SP/Rehab=Speciality/Rehabilitation, SP/Surg=Speciality/Surgical, SP/LT=Specialty/Long-term Care

⁴Urban or Rural Hospital Location

⁵Teaching hospital: Yes/No

Section VI—Tables

Table 1
 UTAH ED UTILIZATION PROFILE
 Emergency Department Encounters
 January 1, 2009 to December 31, 2009

| Hospital Name | Urban | Encounters | Charges |
|-------------------------------------|-------|------------|-----------------|
| | Rural | 190,261 | \$426,110,690 |
| DIXIE REGIONAL MEDICAL CENTER | Rural | 38,481 | \$162,179,862 |
| LOGAN REGIONAL HOSPITAL | Rural | 23,918 | \$57,241,408 |
| CASTLEVIEW HOSPITAL | Rural | 14,412 | \$27,505,197 |
| VALLEY VIEW MEDICAL CENTER | Rural | 14,279 | \$24,464,774 |
| UINTAH BASIN MEDICAL CENTER | Rural | 13,485 | \$12,747,778 |
| MOUNTAIN WEST MEDICAL CENTER | Rural | 12,304 | \$40,057,250 |
| ASHLEY VALLEY MEDICAL CENTER | Rural | 12,208 | \$20,128,704 |
| BRIGHAM CITY COMMUNITY HOSPITAL | Rural | 7,952 | \$14,220,730 |
| SEVIER VALLEY HOSPITAL | Rural | 7,357 | \$9,317,121 |
| HEBER VALLEY MEDICAL CENTER | Rural | 5,930 | \$5,893,364 |
| BEAR RIVER VALLEY HOSPITAL | Rural | 5,579 | \$7,139,747 |
| CENTRAL VALLEY MEDICAL CENTER | Rural | 4,625 | \$8,271,463 |
| GUNNISON VALLEY HOSPITAL | Rural | 4,590 | \$3,793,520 |
| SANPETE VALLEY HOSPITAL | Rural | 4,451 | \$5,424,932 |
| ALLEN MEMORIAL HOSPITAL | Rural | 4,194 | \$5,049,830 |
| DELTA COMMUNITY MEDICAL CENTER | Rural | 3,026 | \$2,993,658 |
| BEAVER VALLEY HOSPITAL | Rural | 2,803 | \$4,387,027 |
| KANE COUNTY HOSPITAL | Rural | 2,769 | \$1,690,637 |
| GARFIELD MEMORIAL HOSPITAL | Rural | 2,112 | \$3,253,230 |
| PARK CITY MEDICAL CENTER | Rural | 1,685 | \$4,794,268 |
| FILLMORE COMMUNITY MEDICAL CENTER | Rural | 1,458 | \$1,811,041 |
| SAN JUAN HOSPITAL | Rural | 1,457 | \$2,773,127 |
| CACHE VALLEY SPECIALTY HOSPITAL | Rural | 961 | \$812,038 |
| MILFORD VALLEY MEMORIAL HOSPITAL | Rural | 225 | \$159,985 |
| | Urban | 579,950 | \$2,567,859,799 |
| INTERMOUNTAIN MEDICAL CENTER | Urban | 82,150 | \$453,904,476 |
| MCKAY-DEE HOSPITAL CENTER | Urban | 60,635 | \$274,588,149 |
| ST. MARK'S HOSPITAL | Urban | 42,580 | \$234,856,744 |
| PRIMARY CHILDREN'S MEDICAL CENTER | Urban | 42,234 | \$130,392,580 |
| UTAH VALLEY REGIONAL MEDICAL CENTER | Urban | 42,230 | \$201,226,683 |
| UNIVERSITY OF UTAH HOSPITAL | Urban | 38,406 | \$290,073,930 |
| JORDAN VALLEY HOSPITAL | Urban | 33,506 | \$136,930,105 |
| ALTA VIEW HOSPITAL | Urban | 30,421 | \$68,922,963 |
| DAVIS HOSPITAL & MEDICAL CENTER | Urban | 30,091 | \$104,793,481 |
| PIONEER VALLEY HOSPITAL | Urban | 28,501 | \$113,567,466 |
| AMERICAN FORK HOSPITAL | Urban | 26,326 | \$62,379,278 |
| LDS HOSPITAL | Urban | 26,120 | \$103,806,797 |
| OGDEN REGIONAL MEDICAL CENTER | Urban | 25,373 | \$125,077,651 |
| TIMPANOGOS REGIONAL HOSPITAL | Urban | 17,394 | \$60,360,931 |
| MOUNTAIN VIEW HOSPITAL | Urban | 16,662 | \$52,603,814 |
| LAKEVIEW HOSPITAL | Urban | 15,338 | \$74,180,762 |
| SALT LAKE REGIONAL MEDICAL CENTER | Urban | 9,910 | \$55,494,710 |
| OREM COMMUNITY HOSPITAL | Urban | 9,228 | \$8,650,687 |
| RIVERTON HOSPITAL | Urban | 2,408 | \$5,111,138 |
| UNIVERSITY HUNTSMAN CANCER HOSPITAL | Urban | 437 | \$10,937,455 |
| | Total | 770,211 | \$2,993,970,489 |

Table 1 Outpatient
 UTAH ED UTILIZATION PROFILE
 Emergency Department Outpatient Encounters
 January 1, 2009 to December 31, 2009

| Hospital Name | Urban | Encounters | Charges |
|-------------------------------------|-------|------------|-----------------|
| | Rural | 174,145 | \$186,597,296 |
| DIXIE REGIONAL MEDICAL CENTER | Rural | 32,056 | \$38,654,592 |
| LOGAN REGIONAL HOSPITAL | Rural | 21,812 | \$25,594,735 |
| CASTLEVIEW HOSPITAL | Rural | 13,418 | \$14,253,956 |
| VALLEY VIEW MEDICAL CENTER | Rural | 13,219 | \$12,038,450 |
| UINTAH BASIN MEDICAL CENTER | Rural | 12,887 | \$8,187,920 |
| ASHLEY VALLEY MEDICAL CENTER | Rural | 11,589 | \$11,942,124 |
| MOUNTAIN WEST MEDICAL CENTER | Rural | 11,225 | \$21,300,671 |
| BRIGHAM CITY COMMUNITY HOSPITAL | Rural | 7,651 | \$9,974,709 |
| SEVIER VALLEY HOSPITAL | Rural | 6,919 | \$5,517,240 |
| HEBER VALLEY MEDICAL CENTER | Rural | 5,805 | \$4,691,159 |
| BEAR RIVER VALLEY HOSPITAL | Rural | 5,396 | \$5,355,934 |
| CENTRAL VALLEY MEDICAL CENTER | Rural | 4,255 | \$4,570,077 |
| SANPETE VALLEY HOSPITAL | Rural | 4,250 | \$3,782,525 |
| GUNNISON VALLEY HOSPITAL | Rural | 4,243 | \$2,137,912 |
| ALLEN MEMORIAL HOSPITAL | Rural | 3,935 | \$3,235,874 |
| DELTA COMMUNITY MEDICAL CENTER | Rural | 2,925 | \$2,347,489 |
| KANE COUNTY HOSPITAL | Rural | 2,704 | \$1,173,385 |
| BEAVER VALLEY HOSPITAL | Rural | 2,528 | \$2,488,709 |
| GARFIELD MEMORIAL HOSPITAL | Rural | 1,887 | \$1,734,689 |
| PARK CITY MEDICAL CENTER | Rural | 1,596 | \$3,640,749 |
| FILLMORE COMMUNITY MEDICAL CENTER | Rural | 1,389 | \$1,367,092 |
| SAN JUAN HOSPITAL | Rural | 1,274 | \$1,653,725 |
| CACHE VALLEY SPECIALTY HOSPITAL | Rural | 961 | \$812,038 |
| MILFORD VALLEY MEMORIAL HOSPITAL | Rural | 221 | \$141,544 |
| | Urban | 510,031 | \$891,535,735 |
| INTERMOUNTAIN MEDICAL CENTER | Urban | 70,876 | \$130,349,437 |
| MCKAY-DEE HOSPITAL CENTER | Urban | 52,624 | \$90,295,959 |
| ST. MARK'S HOSPITAL | Urban | 37,407 | \$97,239,738 |
| UTAH VALLEY REGIONAL MEDICAL CENTER | Urban | 36,624 | \$50,535,858 |
| PRIMARY CHILDREN'S MEDICAL CENTER | Urban | 34,856 | \$22,203,020 |
| JORDAN VALLEY HOSPITAL | Urban | 30,330 | \$64,121,358 |
| UNIVERSITY OF UTAH HOSPITAL | Urban | 29,554 | \$44,014,217 |
| ALTA VIEW HOSPITAL | Urban | 28,465 | \$41,057,446 |
| DAVIS HOSPITAL & MEDICAL CENTER | Urban | 28,018 | \$56,866,191 |
| PIONEER VALLEY HOSPITAL | Urban | 26,436 | \$56,816,399 |
| AMERICAN FORK HOSPITAL | Urban | 24,246 | \$32,806,537 |
| LDS HOSPITAL | Urban | 22,798 | \$40,057,956 |
| OGDEN REGIONAL MEDICAL CENTER | Urban | 22,729 | \$50,113,664 |
| TIMPANOGOS REGIONAL HOSPITAL | Urban | 16,126 | \$26,413,575 |
| MOUNTAIN VIEW HOSPITAL | Urban | 15,346 | \$25,997,291 |
| LAKEVIEW HOSPITAL | Urban | 13,405 | \$27,842,933 |
| OREM COMMUNITY HOSPITAL | Urban | 9,211 | \$8,506,659 |
| SALT LAKE REGIONAL MEDICAL CENTER | Urban | 8,689 | \$22,556,330 |
| RIVERTON HOSPITAL | Urban | 2,291 | \$3,741,166 |
| | Total | 684,176 | \$1,078,133,031 |

Table 1 Inpatient
 UTAH ED UTILIZATION PROFILE
 Emergency Department Inpatient Encounters
 January 1, 2009 to December 31, 2009

| Hospital Name | Urban | Encounters | Charges |
|-------------------------------------|-------|------------|-----------------|
| | Rural | 16,116 | \$239,513,394 |
| DIXIE REGIONAL MEDICAL CENTER | Rural | 6,425 | \$123,525,270 |
| LOGAN REGIONAL HOSPITAL | Rural | 2,106 | \$31,646,673 |
| MOUNTAIN WEST MEDICAL CENTER | Rural | 1,079 | \$18,756,579 |
| VALLEY VIEW MEDICAL CENTER | Rural | 1,060 | \$12,426,323 |
| CASTLEVIEW HOSPITAL | Rural | 994 | \$13,251,241 |
| ASHLEY VALLEY MEDICAL CENTER | Rural | 619 | \$8,186,580 |
| UINTAH BASIN MEDICAL CENTER | Rural | 598 | \$4,559,858 |
| SEVIER VALLEY HOSPITAL | Rural | 438 | \$3,799,881 |
| CENTRAL VALLEY MEDICAL CENTER | Rural | 370 | \$3,701,387 |
| GUNNISON VALLEY HOSPITAL | Rural | 347 | \$1,655,608 |
| BRIGHAM CITY COMMUNITY HOSPITAL | Rural | 301 | \$4,246,021 |
| BEAVER VALLEY HOSPITAL | Rural | 275 | \$1,898,318 |
| ALLEN MEMORIAL HOSPITAL | Rural | 259 | \$1,813,956 |
| GARFIELD MEMORIAL HOSPITAL | Rural | 225 | \$1,518,541 |
| SANPETE VALLEY HOSPITAL | Rural | 201 | \$1,642,407 |
| BEAR RIVER VALLEY HOSPITAL | Rural | 183 | \$1,783,813 |
| SAN JUAN HOSPITAL | Rural | 183 | \$1,119,402 |
| HEBER VALLEY MEDICAL CENTER | Rural | 125 | \$1,202,204 |
| DELTA COMMUNITY MEDICAL CENTER | Rural | 101 | \$646,169 |
| PARK CITY MEDICAL CENTER | Rural | 89 | \$1,153,520 |
| FILLMORE COMMUNITY MEDICAL CENTER | Rural | 69 | \$443,949 |
| KANE COUNTY HOSPITAL | Rural | 65 | \$517,252 |
| MILFORD VALLEY MEMORIAL HOSPITAL | Rural | 4 | \$18,441 |
| | Urban | 69,919 | \$1,676,324,065 |
| INTERMOUNTAIN MEDICAL CENTER | Urban | 11,274 | \$323,555,038 |
| UNIVERSITY OF UTAH HOSPITAL | Urban | 8,852 | \$246,059,713 |
| MCKAY-DEE HOSPITAL CENTER | Urban | 8,011 | \$184,292,190 |
| PRIMARY CHILDREN'S MEDICAL CENTER | Urban | 7,378 | \$108,189,560 |
| UTAH VALLEY REGIONAL MEDICAL CENTER | Urban | 5,606 | \$150,690,825 |
| ST. MARK'S HOSPITAL | Urban | 5,173 | \$137,617,006 |
| LDS HOSPITAL | Urban | 3,322 | \$63,748,840 |
| JORDAN VALLEY HOSPITAL | Urban | 3,176 | \$72,808,747 |
| OGDEN REGIONAL MEDICAL CENTER | Urban | 2,644 | \$74,963,987 |
| AMERICAN FORK HOSPITAL | Urban | 2,080 | \$29,572,741 |
| DAVIS HOSPITAL & MEDICAL CENTER | Urban | 2,073 | \$47,927,290 |
| PIONEER VALLEY HOSPITAL | Urban | 2,065 | \$56,751,067 |
| ALTA VIEW HOSPITAL | Urban | 1,956 | \$27,865,518 |
| LAKEVIEW HOSPITAL | Urban | 1,933 | \$46,337,829 |
| MOUNTAIN VIEW HOSPITAL | Urban | 1,316 | \$26,606,523 |
| TIMPANOGOS REGIONAL HOSPITAL | Urban | 1,268 | \$33,947,356 |
| SALT LAKE REGIONAL MEDICAL CENTER | Urban | 1,221 | \$32,938,380 |
| UNIVERSITY HUNTSMAN CANCER HOSPITAL | Urban | 437 | \$10,937,455 |
| RIVERTON HOSPITAL | Urban | 117 | \$1,369,971 |
| OREM COMMUNITY HOSPITAL | Urban | 17 | \$144,028 |
| | Total | 86,035 | \$1,915,837,458 |

Table 2
Utah Hospital ED - Encounters Profile
January 1 to December 31, 2009

| Patient Profile | Encounters | |
|----------------------------------|------------|---------|
| | Number | Percent |
| GENDER | | |
| Female | 420,956 | 54.7 |
| Male | 349,224 | 45.3 |
| Unknown | 16 | 0.0 |
| Not reported | 15 | 0.0 |
| AGE | | |
| 1-28 days | 2,231 | 0.3 |
| 29-365 days | 24,888 | 3.2 |
| 1-4 years | 65,676 | 8.5 |
| 5-9 | 37,346 | 4.8 |
| 10-14 | 33,095 | 4.3 |
| 15-17 | 28,978 | 3.8 |
| 18-19 | 26,241 | 3.4 |
| 20-24 | 74,850 | 9.7 |
| 25-29 | 76,408 | 9.9 |
| 30-34 | 63,120 | 8.2 |
| 35-39 | 50,598 | 6.6 |
| 40-44 | 42,455 | 5.5 |
| 45-49 | 43,874 | 5.7 |
| 50-54 | 39,672 | 5.2 |
| 55-59 | 32,056 | 4.2 |
| 60-64 | 25,537 | 3.3 |
| 65-69 | 23,432 | 3.0 |
| 70-74 | 20,981 | 2.7 |
| 75-79 | 19,974 | 2.6 |
| 80-84 | 18,653 | 2.4 |
| 85-89 | 13,396 | 1.7 |
| 90 + | 6,724 | 0.9 |
| Unknown | 26 | 0.0 |
| DISCHARGE STATUS | | |
| Home self care | 726,186 | 94.3 |
| Another hospital | 8,597 | 1.1 |
| Skilled nursing facility | 9,966 | 1.3 |
| Intermediate care | 375 | 0.0 |
| Another type of institution | 7,784 | 1.0 |
| Under care of home service | 8,180 | 1.1 |
| Left against medical advice | 4,242 | 0.6 |
| Under care of a home iv provider | 12 | 0.0 |
| Expired | 2,910 | 0.4 |
| Not reported | 1,959 | 0.3 |
| PRIMARY PAYER | | |
| Medicare | 115,470 | 15.0 |
| Medicaid | 161,928 | 21.0 |
| Other government | 19,920 | 2.6 |
| Blue Cross/Blue Shield | 80,692 | 10.5 |
| Other commercial | 67,544 | 8.8 |
| Managed care | 187,437 | 24.3 |
| Self pay | 60,726 | 7.9 |
| Industrial/Worker's Comp | 12,728 | 1.7 |
| Charity | 38,059 | 4.9 |
| Children's Health Insurance Plan | 5,335 | 0.7 |
| Not reported | 20,372 | 2.6 |
| LOCAL HEALTH DISTRICT | | |
| Bear River | 37,719 | 4.9 |
| Central Utah | 25,343 | 3.3 |
| Davis County | 63,930 | 8.3 |
| Salt Lake County | 298,859 | 38.8 |
| Southeastern Utah | 18,684 | 2.4 |
| Southwest Utah | 52,312 | 6.8 |
| Summit County | 5,264 | 0.7 |
| Tooele County | 15,361 | 2.0 |
| TriCounty | 25,560 | 3.3 |
| Utah County | 110,008 | 14.3 |
| Wasatch County | 5,059 | 0.7 |
| Weber/Morgan | 75,423 | 9.8 |
| Unknown Utah | 127 | 0.0 |
| Outside Utah | 34,742 | 4.5 |
| Unknown | 1,820 | 0.2 |

Table 3
ED Encounters by Major Disease Category
January 1, 2009 to December 31, 2009

| Major disease category and ICD-9 code range* | | Number of Encounters | State Average*** | Total Charges**** |
|---|---------|----------------------|------------------|-------------------|
| Infectious and parasitic diseases | 001-139 | 21,210 | \$7,952 | \$188,730,008 |
| Neoplasms | 140-239 | 1,829 | \$21,402 | \$44,665,464 |
| Endocrine, nutritional, metab. & immunity disorders | 240-279 | 12,696 | \$4,514 | \$65,466,891 |
| Diseases of the Blood and Blood-Forming Organs | 280-289 | 2,014 | \$7,133 | \$17,129,941 |
| Mental disorders | 290-319 | 28,629 | \$3,517 | \$120,209,968 |
| Diseases of the nervous system and sense organs | 320-389 | 40,662 | \$1,647 | \$79,871,561 |
| Diseases of the circulatory system | 390-459 | 26,852 | \$14,921 | \$434,605,126 |
| Diseases of the respiratory system | 460-519 | 83,334 | \$3,118 | \$295,918,091 |
| Diseases of the digestive system | 520-579 | 48,383 | \$6,062 | \$330,651,351 |
| Diseases of the genitourinary system | 580-629 | 42,704 | \$3,183 | \$150,038,255 |
| Complications of pregn., childbirth, & puerperium | 630-677 | 23,008 | \$2,508 | \$65,050,854 |
| Diseases of the skin and subcutaneous tissue | 680-709 | 25,631 | \$1,336 | \$42,073,992 |
| Diseases of the musculoskeletal sys. & conn. tissue | 710-739 | 37,369 | \$1,806 | \$77,115,390 |
| Congenital Anomalies | 740-759 | 366 | \$13,828 | \$6,197,833 |
| Certain conditions orig. in the perinatal period | 760-779 | 1,450 | \$2,638 | \$4,898,682 |
| Symptoms, signs, and ill-defined conditions | 780-799 | 157,027 | \$2,342 | \$399,448,598 |
| Injury and poisoning ** | 800-999 | 196,138 | \$2,933 | \$660,255,755 |
| Supplementary classification | V01-V82 | 20,232 | \$450 | \$10,775,579 |
| All other diagnoses | | 677 | \$1,209 | \$867,151 |

* Based on Principal Diagnosis.

** See Table 4 for subcategories of injury and poisoning.

*** Outliers were excluded in the calculation of average charges.

**** Excludes professional fees.

Table 4
ED Encounters Due to Injury or Poisoning
January 1, 2009 to December 31, 2009

| Intent and Mechanism of Injury* | Number of Encounters | State Average** | Total Charges*** |
|---|---|-----------------|------------------|
| All Injury Encounters | 221,320 | \$3,037 | \$758,282,045 |
| Unintentional injuries | E800-E869, E880-E929 190,714 | \$2,468 | \$527,622,906 |
| Falls | E880.0-E886.9, E888 63,783 | \$3,266 | \$228,221,466 |
| Motor vehicle traffic | E810-E819 21,934 | \$4,096 | \$105,312,338 |
| Struck against or accidentally by object or persons | E916-E917 26,325 | \$1,221 | \$34,029,311 |
| Overexertion and strenuous movements | E927 15,696 | \$1,143 | \$18,505,943 |
| Cutting or piercing instruments or objects | E920 13,533 | \$903 | \$12,477,156 |
| Natural and environmental factors | E900-E909, E928.0-E928.2 6,758 | \$1,228 | \$9,620,020 |
| Poisoning | E850-E869 4,905 | \$3,358 | \$18,774,203 |
| Fire and flames, hot subst/object caustic | E890-E899, E924 2,835 | \$1,398 | \$4,578,295 |
| Machinery | E919 1,213 | \$2,872 | \$3,859,358 |
| Pedal cyc, nontraffic/other | E800-7(.3), E820-5(.6), E826.1, E826.9 4,110 | \$2,443 | \$11,271,890 |
| Motor vehicle, nontraffic | E820-5(.0, .5, .7, .9) 2,802 | \$4,123 | \$12,987,760 |
| Other trans. [(E800-7, E826)(.0-.2, .8, .9)], E827-9, E831, E833-45 | 1,572 | \$4,617 | \$8,421,112 |
| Suffocation | E911-E913 138 | \$8,927 | \$1,464,605 |
| Firearm missile | E922 292 | \$6,654 | \$2,074,651 |
| Other and not elsewhere classified | 17,430 | \$2,034 | \$40,504,295 |
| Mechanism unspecified | E887, E928.9, E929.8, E929.9 7,388 | \$1,934 | \$15,520,502 |
| Intentional injuries | E950-9, E960-9, E970-8, E990-9 11,765 | \$4,261 | \$56,409,673 |
| Assault | E960-E969 6,209 | \$2,956 | \$21,168,641 |
| Unarmed fight, striking by blunt/thrown object | E960.0, E968.2 3,030 | \$2,581 | \$8,978,090 |
| Cutting or piercing instrument | E966 363 | \$6,665 | \$2,725,233 |
| Firearm | E965.0-E965.4 66 | \$20,130 | \$1,278,682 |
| Other mechanism | 2,750 | \$2,602 | \$8,186,636 |
| Self-inflicted | E950-E959 5,363 | \$5,793 | \$34,611,099 |
| Poisoning | E950-E952 3,754 | \$5,871 | \$24,583,005 |
| Cutting and piercing instrument | E956 1,215 | \$3,715 | \$4,914,022 |
| Suffocation | E953 93 | \$6,626 | \$915,770 |
| Other mechanism | 301 | \$13,316 | \$4,198,302 |
| Other cause of violence | E970-E978, E990-E999 193 | \$3,059 | \$629,933 |
| Injuries of undetermined intent | E980-E989 1,249 | \$4,774 | \$6,740,556 |
| Adverse effects of medical treatment | E870-E879, E930-E949 16,875 | \$8,737 | \$166,309,907 |
| Unknown | 717 | \$1,461 | \$1,199,003 |

* Based on ICD-9 E-code.

** Outliers were excluded in the calculation of average charges.

*** Excludes professional fees.

Table 5
ED Encounters by Top-Volume Categories
January 1, 2009 to December 31, 2009

| Principle Diagnosis Group and ICD-9 codes | | Number of Encounters | State Average* | Total Charges** |
|---|---|----------------------|----------------|-----------------|
| Diabetes | 250.0-250.9 | 4,211 | \$5,862 | \$27,862,327 |
| Otitis media and Eustachian tube disorders | 381-382 | 10,928 | \$505 | \$5,739,676 |
| Heart dis. excl. ischemic | 391-392.0,393-398,402,404,415,416,420-429 | 11,154 | \$12,712 | \$154,146,562 |
| Acute upper respiratory inf., excl. pharyngitis | 460-461,463-466 | 30,262 | \$1,101 | \$39,998,412 |
| Acute pharyngitis | 462 | 6,888 | \$694 | \$5,018,423 |
| Pneumonia | 480-486 | 11,766 | \$6,940 | \$92,495,796 |
| Chronic and unspedified bronchitis | 490-491 | 7,244 | \$3,042 | \$24,636,870 |
| Asthma | 493 | 7,634 | \$2,485 | \$22,630,257 |
| Noninfectious enteritis and colitis | 555-558 | 7,786 | \$3,462 | \$31,565,873 |
| Urinary tract infection, site not specified | 599.0 | 10,736 | \$2,604 | \$31,155,670 |
| Dorsopathies | 720-724 | 16,124 | \$1,670 | \$29,648,408 |
| Rheumatism, excluding back | 725-729 | 10,923 | \$1,354 | \$19,264,976 |
| Convulsions | 780.3 | 3,608 | \$2,702 | \$10,475,870 |
| Headache and migraine | 784.0,346.90 | 19,376 | \$1,613 | \$34,109,141 |
| Chest pain | 786.5 | 26,863 | \$3,163 | \$93,506,809 |
| Abdominal pain | 789.0 | 42,937 | \$2,722 | \$122,471,083 |
| Fractures, excluding lower limb | 800-819 | 22,428 | \$5,858 | \$150,358,417 |
| Fracture of lower limb | 820-829 | 9,154 | \$10,632 | \$102,905,513 |
| Sprains and strains, excluding ankle and back | 840-844,845.1,848 | 13,251 | \$931 | \$13,123,225 |
| Sprains and strains of ankle | 845.0 | 6,569 | \$925 | \$6,193,031 |
| Sprains and strains of back | 846-847 | 17,773 | \$1,321 | \$24,613,927 |
| Open wound of head | 870-873 | 19,553 | \$1,072 | \$23,987,426 |
| Open wound, excluding head | 874-897 | 23,272 | \$1,071 | \$28,004,513 |
| Superficial injury | 910-919 | 5,890 | \$756 | \$5,327,519 |
| Contusion with intact skin surface | 920-924 | 23,793 | \$1,089 | \$31,545,160 |
| All other | | 400,088 | \$4,103 | \$1,863,185,606 |

* Outliers were excluded in the calculation of average charges.

** Excludes professional fees.

Table 6
ED Encounters - Patient Profile
January 1 to December 31, 2009

ALLEN MEMORIAL HOSPITAL-CAH # OF ENCOUNTERS: 4,194
PEER GROUP: Acute, rural, low CMI (n=16) COUNTY: Grand
AFFILIATION: Management E.R. BEDS: 3

| Patient Profile | Encounters | | | |
|----------------------------------|---------------|---------------|-----------|-------------|
| | Hospital # | Hospital % | Peer % | State* % |
| GENDER | | | | |
| Female | 2,079 | 49.6 | 53.4 | 55.2 |
| Male | 2,115 | 50.4 | 46.6 | 44.8 |
| Unknown | . | . | 0.0 | 0.0 |
| Not reported | . | . | 0.0 | 0.0 |
| AGE | | | | |
| 1-28 days | 11 | 0.3 | 0.3 | 0.2 |
| 29-365 days | 124 | 3.0 | 3.2 | 2.3 |
| 1-4 years | 300 | 7.2 | 9.6 | 6.8 |
| 5-9 | 235 | 5.6 | 6.0 | 4.0 |
| 10-14 | 231 | 5.5 | 5.6 | 3.7 |
| 15-17 | 173 | 4.1 | 5.0 | 3.7 |
| 18-19 | 127 | 3.0 | 3.5 | 3.6 |
| 20-24 | 278 | 6.6 | 8.1 | 10.3 |
| 25-29 | 218 | 5.2 | 8.5 | 10.5 |
| 30-34 | 253 | 6.0 | 7.6 | 8.7 |
| 35-39 | 283 | 6.7 | 5.9 | 6.9 |
| 40-44 | 229 | 5.5 | 4.9 | 5.8 |
| 45-49 | 282 | 6.7 | 5.4 | 6.0 |
| 50-54 | 251 | 6.0 | 5.2 | 5.4 |
| 55-59 | 247 | 5.9 | 4.2 | 4.4 |
| 60-64 | 208 | 5.0 | 3.4 | 3.5 |
| 65-69 | 198 | 4.7 | 3.4 | 3.2 |
| 70-74 | 156 | 3.7 | 2.9 | 2.9 |
| 75-79 | 160 | 3.8 | 2.7 | 2.7 |
| 80-84 | 116 | 2.8 | 2.3 | 2.6 |
| 85-89 | 66 | 1.6 | 1.5 | 1.8 |
| 90 + | 48 | 1.1 | 0.9 | 0.9 |
| Unknown | . | . | 0.0 | 0.0 |
| DISCHARGE STATUS | | | | |
| Home self care | 3,935 | 93.8 | 94.5 | 94.2 |
| Another hospital | 194 | 4.6 | 3.2 | 1.2 |
| Skilled nursing facility | 3 | 0.1 | 0.3 | 1.4 |
| Intermediate care | . | . | 0.2 | 0.1 |
| Another type of institution | 35 | 0.8 | 0.6 | 1.0 |
| Under care of home service | 1 | 0.0 | 0.3 | 1.0 |
| Left against medical advice | 15 | 0.4 | 0.3 | 0.5 |
| Under care of a home iv provider | . | . | . | 0.0 |
| Expired | 11 | 0.3 | 0.2 | 0.4 |
| Not reported | . | . | 0.2 | 0.3 |
| PRIMARY PAYER | | | | |
| Medicare | 726 | 17.3 | 15.0 | 15.8 |
| Medicaid | 805 | 19.2 | 21.0 | 19.9 |
| Other government | 64 | 1.5 | 3.0 | 2.7 |
| Blue Cross/Blue Shield | 813 | 19.4 | 11.2 | 10.3 |
| Other commercial | 788 | 18.8 | 11.4 | 8.9 |
| Managed care | 808 | 19.3 | 20.3 | 24.0 |
| Self pay | 2 | 0.0 | 13.1 | 7.9 |
| Industrial/Worker's Comp | 116 | 2.8 | 2.3 | 1.7 |
| Charity | . | . | 1.2 | 5.2 |
| Children's Health Insurance Plan | 53 | 1.3 | 1.2 | 0.6 |
| Not reported | 19 | 0.5 | 0.2 | 2.8 |
| LOCAL HEALTH DISTRICT | | | | |
| Bear River | 17 | 0.4 | 6.8 | 5.0 |
| Central Utah | 9 | 0.2 | 29.5 | 3.5 |
| Davis County | 30 | 0.7 | 0.5 | 8.3 |
| Salt Lake County | 105 | 2.5 | 2.3 | 36.7 |
| Southeastern Utah | 2,903 | 69.2 | 5.5 | 2.6 |
| Southwest Utah | 22 | 0.5 | 7.6 | 7.2 |
| Summit County | 19 | 0.5 | 1.0 | 0.6 |
| Tooele County | 2 | 0.0 | 14.7 | 2.0 |
| TriCounty | 9 | 0.2 | 17.2 | 3.5 |
| Utah County | 49 | 1.2 | 1.7 | 14.9 |
| Wasatch County | 2 | 0.0 | 5.2 | 0.7 |
| Weber/Morgan | 18 | 0.4 | 0.4 | 10.3 |
| Unknown Utah | . | . | 0.0 | 0.0 |
| Outside Utah | 1,007 | 24.0 | 7.5 | 4.5 |
| Unknown | 2 | 0.0 | 0.3 | 0.2 |

* All general acute care hospitals only.

Table 6
ED Encounters - Patient Profile
January 1 to December 31, 2009

ALTA VIEW HOSPITAL # OF ENCOUNTERS: 30,421
PEER GROUP: Acute, urban, low CMI (n=5) COUNTY: Salt Lake
AFFILIATION: Intermountain Healthcare E.R. BEDS: 17

| Patient Profile | Encounters | | | |
|----------------------------------|------------|------------|--------|----------|
| | Hospital # | Hospital % | Peer % | State* % |
| GENDER | | | | |
| Female | 17,089 | 56.2 | 56.2 | 55.2 |
| Male | 13,332 | 43.8 | 43.8 | 44.8 |
| Unknown | . | . | . | 0.0 |
| Not reported | . | . | . | 0.0 |
| AGE | | | | |
| 1-28 days | 26 | 0.1 | 0.2 | 0.2 |
| 29-365 days | 437 | 1.4 | 2.6 | 2.3 |
| 1-4 years | 1,797 | 5.9 | 8.3 | 6.8 |
| 5-9 | 1,241 | 4.1 | 4.9 | 4.0 |
| 10-14 | 1,367 | 4.5 | 4.7 | 3.7 |
| 15-17 | 1,335 | 4.4 | 4.2 | 3.7 |
| 18-19 | 1,121 | 3.7 | 3.5 | 3.6 |
| 20-24 | 3,029 | 10.0 | 10.1 | 10.3 |
| 25-29 | 3,028 | 10.0 | 10.9 | 10.5 |
| 30-34 | 2,625 | 8.6 | 9.7 | 8.7 |
| 35-39 | 2,253 | 7.4 | 7.6 | 6.9 |
| 40-44 | 1,891 | 6.2 | 5.8 | 5.8 |
| 45-49 | 1,823 | 6.0 | 5.3 | 6.0 |
| 50-54 | 1,586 | 5.2 | 4.5 | 5.4 |
| 55-59 | 1,397 | 4.6 | 3.7 | 4.4 |
| 60-64 | 1,105 | 3.6 | 2.8 | 3.5 |
| 65-69 | 1,110 | 3.6 | 2.8 | 3.2 |
| 70-74 | 819 | 2.7 | 2.2 | 2.9 |
| 75-79 | 811 | 2.7 | 2.1 | 2.7 |
| 80-84 | 773 | 2.5 | 2.0 | 2.6 |
| 85-89 | 588 | 1.9 | 1.5 | 1.8 |
| 90 + | 259 | 0.9 | 0.7 | 0.9 |
| Unknown | . | . | . | 0.0 |
| DISCHARGE STATUS | | | | |
| Home self care | 29,027 | 95.4 | 95.0 | 94.2 |
| Another hospital | 652 | 2.1 | 1.6 | 1.2 |
| Skilled nursing facility | 247 | 0.8 | 0.9 | 1.4 |
| Intermediate care | 1 | 0.0 | 0.1 | 0.1 |
| Another type of institution | 241 | 0.8 | 0.8 | 1.0 |
| Under care of home service | 125 | 0.4 | 0.6 | 1.0 |
| Left against medical advice | 43 | 0.1 | 0.3 | 0.5 |
| Under care of a home iv provider | . | . | . | 0.0 |
| Expired | 72 | 0.2 | 0.3 | 0.4 |
| Not reported | 13 | 0.0 | 0.5 | 0.3 |
| PRIMARY PAYER | | | | |
| Medicare | 4,287 | 14.1 | 12.3 | 15.8 |
| Medicaid | 3,647 | 12.0 | 18.1 | 19.9 |
| Other government | 489 | 1.6 | 2.2 | 2.7 |
| Blue Cross/Blue Shield | 2,706 | 8.9 | 11.3 | 10.3 |
| Other commercial | 2,222 | 7.3 | 9.0 | 8.9 |
| Managed care | 11,349 | 37.3 | 30.5 | 24.0 |
| Self pay | 2,878 | 9.5 | 6.1 | 7.9 |
| Industrial/Worker's Comp | 495 | 1.6 | 1.4 | 1.7 |
| Charity | 1,913 | 6.3 | 4.0 | 5.2 |
| Children's Health Insurance Plan | 246 | 0.8 | 0.9 | 0.6 |
| Not reported | 189 | 0.6 | 4.3 | 2.8 |
| LOCAL HEALTH DISTRICT | | | | |
| Bear River | 34 | 0.1 | 0.1 | 5.0 |
| Central Utah | 47 | 0.2 | 0.3 | 3.5 |
| Davis County | 162 | 0.5 | 0.4 | 8.3 |
| Salt Lake County | 28,183 | 92.6 | 52.7 | 36.7 |
| Southeastern Utah | 32 | 0.1 | 0.2 | 2.6 |
| Southwest Utah | 76 | 0.2 | 0.2 | 7.2 |
| Summit County | 52 | 0.2 | 0.1 | 0.6 |
| Tooele County | 68 | 0.2 | 0.2 | 2.0 |
| TriCounty | 15 | 0.0 | 0.1 | 3.5 |
| Utah County | 678 | 2.2 | 42.5 | 14.9 |
| Wasatch County | 14 | 0.0 | 0.1 | 0.7 |
| Weber/Morgan | 65 | 0.2 | 0.1 | 10.3 |
| Unknown Utah | 1 | 0.0 | 0.0 | 0.0 |
| Outside Utah | 896 | 2.9 | 2.7 | 4.5 |
| Unknown | 98 | 0.3 | 0.2 | 0.2 |

* All general acute care hospitals only.

Table 6
ED Encounters - Patient Profile
January 1 to December 31, 2009

AMERICAN FORK HOSPITAL # OF ENCOUNTERS: 26,326
PEER GROUP: Acute, urban, low CMI (n=5) COUNTY: Utah
AFFILIATION: Intermountain Healthcare E.R. BEDS: 11

| Patient Profile | Encounters | | | |
|----------------------------------|---------------|---------------|-----------|-------------|
| | Hospital # | Hospital % | Peer % | State* % |
| GENDER | | | | |
| Female | 14,454 | 54.9 | 56.2 | 55.2 |
| Male | 11,872 | 45.1 | 43.8 | 44.8 |
| Unknown | . | . | . | 0.0 |
| Not reported | . | . | . | 0.0 |
| AGE | | | | |
| 1-28 days | 74 | 0.3 | 0.2 | 0.2 |
| 29-365 days | 794 | 3.0 | 2.6 | 2.3 |
| 1-4 years | 2,605 | 9.9 | 8.3 | 6.8 |
| 5-9 | 1,600 | 6.1 | 4.9 | 4.0 |
| 10-14 | 1,416 | 5.4 | 4.7 | 3.7 |
| 15-17 | 1,063 | 4.0 | 4.2 | 3.7 |
| 18-19 | 777 | 3.0 | 3.5 | 3.6 |
| 20-24 | 2,331 | 8.9 | 10.1 | 10.3 |
| 25-29 | 2,687 | 10.2 | 10.9 | 10.5 |
| 30-34 | 2,457 | 9.3 | 9.7 | 8.7 |
| 35-39 | 1,928 | 7.3 | 7.6 | 6.9 |
| 40-44 | 1,550 | 5.9 | 5.8 | 5.8 |
| 45-49 | 1,268 | 4.8 | 5.3 | 6.0 |
| 50-54 | 1,079 | 4.1 | 4.5 | 5.4 |
| 55-59 | 900 | 3.4 | 3.7 | 4.4 |
| 60-64 | 689 | 2.6 | 2.8 | 3.5 |
| 65-69 | 661 | 2.5 | 2.8 | 3.2 |
| 70-74 | 698 | 2.7 | 2.2 | 2.9 |
| 75-79 | 623 | 2.4 | 2.1 | 2.7 |
| 80-84 | 573 | 2.2 | 2.0 | 2.6 |
| 85-89 | 398 | 1.5 | 1.5 | 1.8 |
| 90 + | 155 | 0.6 | 0.7 | 0.9 |
| Unknown | . | . | . | 0.0 |
| DISCHARGE STATUS | | | | |
| Home self care | 24,997 | 95.0 | 95.0 | 94.2 |
| Another hospital | 494 | 1.9 | 1.6 | 1.2 |
| Skilled nursing facility | 241 | 0.9 | 0.9 | 1.4 |
| Intermediate care | 72 | 0.3 | 0.1 | 0.1 |
| Another type of institution | 231 | 0.9 | 0.8 | 1.0 |
| Under care of home service | 144 | 0.5 | 0.6 | 1.0 |
| Left against medical advice | 32 | 0.1 | 0.3 | 0.5 |
| Under care of a home iv provider | . | . | . | 0.0 |
| Expired | 74 | 0.3 | 0.3 | 0.4 |
| Not reported | 41 | 0.2 | 0.5 | 0.3 |
| PRIMARY PAYER | | | | |
| Medicare | 3,441 | 13.1 | 12.3 | 15.8 |
| Medicaid | 4,498 | 17.1 | 18.1 | 19.9 |
| Other government | 810 | 3.1 | 2.2 | 2.7 |
| Blue Cross/Blue Shield | 1,727 | 6.6 | 11.3 | 10.3 |
| Other commercial | 2,098 | 8.0 | 9.0 | 8.9 |
| Managed care | 10,143 | 38.5 | 30.5 | 24.0 |
| Self pay | 1,097 | 4.2 | 6.1 | 7.9 |
| Industrial/Worker's Comp | 370 | 1.4 | 1.4 | 1.7 |
| Charity | 1,744 | 6.6 | 4.0 | 5.2 |
| Children's Health Insurance Plan | 345 | 1.3 | 0.9 | 0.6 |
| Not reported | 53 | 0.2 | 4.3 | 2.8 |
| LOCAL HEALTH DISTRICT | | | | |
| Bear River | 30 | 0.1 | 0.1 | 5.0 |
| Central Utah | 93 | 0.4 | 0.3 | 3.5 |
| Davis County | 49 | 0.2 | 0.4 | 8.3 |
| Salt Lake County | 655 | 2.5 | 52.7 | 36.7 |
| Southeastern Utah | 35 | 0.1 | 0.2 | 2.6 |
| Southwest Utah | 65 | 0.2 | 0.2 | 7.2 |
| Summit County | 7 | 0.0 | 0.1 | 0.6 |
| Tooele County | 33 | 0.1 | 0.2 | 2.0 |
| TriCounty | 40 | 0.2 | 0.1 | 3.5 |
| Utah County | 24,581 | 93.4 | 42.5 | 14.9 |
| Wasatch County | 25 | 0.1 | 0.1 | 0.7 |
| Weber/Morgan | 32 | 0.1 | 0.1 | 10.3 |
| Unknown Utah | . | . | 0.0 | 0.0 |
| Outside Utah | 653 | 2.5 | 2.7 | 4.5 |
| Unknown | 28 | 0.1 | 0.2 | 0.2 |

* All general acute care hospitals only.

Table 6
ED Encounters - Patient Profile
January 1 to December 31, 2009

ASHLEY REGIONAL MEDICAL CENTER # OF ENCOUNTERS: 12,208
PEER GROUP: Acute, rural, high CMI (n=6) COUNTY: Uintah
AFFILIATION: LifePoint Hospitals, Inc. E.R. BEDS: 5

| Patient Profile | Encounters | | | |
|----------------------------------|---------------|---------------|-----------|-------------|
| | Hospital # | Hospital % | Peer % | State* % |
| GENDER | | | | |
| Female | 6,479 | 53.1 | 52.9 | 55.2 |
| Male | 5,729 | 46.9 | 47.1 | 44.8 |
| Unknown | . | . | 0.0 | 0.0 |
| Not reported | . | . | . | 0.0 |
| AGE | | | | |
| 1-28 days | 35 | 0.3 | 0.3 | 0.2 |
| 29-365 days | 426 | 3.5 | 2.9 | 2.3 |
| 1-4 years | 1,136 | 9.3 | 8.6 | 6.8 |
| 5-9 | 635 | 5.2 | 5.0 | 4.0 |
| 10-14 | 528 | 4.3 | 4.5 | 3.7 |
| 15-17 | 504 | 4.1 | 4.0 | 3.7 |
| 18-19 | 359 | 2.9 | 3.7 | 3.6 |
| 20-24 | 1,393 | 11.4 | 9.2 | 10.3 |
| 25-29 | 1,388 | 11.4 | 8.9 | 10.5 |
| 30-34 | 1,064 | 8.7 | 7.0 | 8.7 |
| 35-39 | 754 | 6.2 | 5.6 | 6.9 |
| 40-44 | 651 | 5.3 | 4.8 | 5.8 |
| 45-49 | 689 | 5.6 | 5.2 | 6.0 |
| 50-54 | 593 | 4.9 | 4.9 | 5.4 |
| 55-59 | 435 | 3.6 | 4.1 | 4.4 |
| 60-64 | 376 | 3.1 | 3.7 | 3.5 |
| 65-69 | 281 | 2.3 | 3.6 | 3.2 |
| 70-74 | 288 | 2.4 | 3.7 | 2.9 |
| 75-79 | 259 | 2.1 | 3.5 | 2.7 |
| 80-84 | 202 | 1.7 | 3.3 | 2.6 |
| 85-89 | 148 | 1.2 | 2.3 | 1.8 |
| 90 + | 63 | 0.5 | 1.1 | 0.9 |
| Unknown | 1 | 0.0 | 0.0 | 0.0 |
| DISCHARGE STATUS | | | | |
| Home self care | 11,688 | 95.7 | 94.7 | 94.2 |
| Another hospital | 249 | 2.0 | 1.3 | 1.2 |
| Skilled nursing facility | 52 | 0.4 | 1.6 | 1.4 |
| Intermediate care | . | . | 0.0 | 0.1 |
| Another type of institution | 65 | 0.5 | 0.7 | 1.0 |
| Under care of home service | 14 | 0.1 | 0.8 | 1.0 |
| Left against medical advice | 106 | 0.9 | 0.5 | 0.5 |
| Under care of a home iv provider | . | . | 0.0 | 0.0 |
| Expired | 29 | 0.2 | 0.4 | 0.4 |
| Not reported | 5 | 0.0 | 0.0 | 0.3 |
| PRIMARY PAYER | | | | |
| Medicare | 1,430 | 11.7 | 18.8 | 15.8 |
| Medicaid | 1,816 | 14.9 | 19.8 | 19.9 |
| Other government | 120 | 1.0 | 2.0 | 2.7 |
| Blue Cross/Blue Shield | 2,321 | 19.0 | 11.8 | 10.3 |
| Other commercial | 1,225 | 10.0 | 11.1 | 8.9 |
| Managed care | 1,880 | 15.4 | 19.3 | 24.0 |
| Self pay | 2,863 | 23.5 | 8.2 | 7.9 |
| Industrial/Worker's Comp | 468 | 3.8 | 2.1 | 1.7 |
| Charity | . | . | 5.4 | 5.2 |
| Children's Health Insurance Plan | 85 | 0.7 | 1.0 | 0.6 |
| Not reported | . | . | 0.4 | 2.8 |
| LOCAL HEALTH DISTRICT | | | | |
| Bear River | 9 | 0.1 | 25.2 | 5.0 |
| Central Utah | 16 | 0.1 | 0.3 | 3.5 |
| Davis County | 24 | 0.2 | 0.5 | 8.3 |
| Salt Lake County | 151 | 1.2 | 1.5 | 36.7 |
| Southeastern Utah | 23 | 0.2 | 11.8 | 2.6 |
| Southwest Utah | 29 | 0.2 | 40.0 | 7.2 |
| Summit County | 9 | 0.1 | 1.1 | 0.6 |
| Tooele County | 7 | 0.1 | 0.1 | 2.0 |
| TriCounty | 11,222 | 91.9 | 10.1 | 3.5 |
| Utah County | 91 | 0.7 | 0.8 | 14.9 |
| Wasatch County | 8 | 0.1 | 0.1 | 0.7 |
| Weber/Morgan | 23 | 0.2 | 0.7 | 10.3 |
| Unknown Utah | 1 | 0.0 | 0.0 | 0.0 |
| Outside Utah | 595 | 4.9 | 7.4 | 4.5 |
| Unknown | . | . | 0.4 | 0.2 |

* All general acute care hospitals only.

Table 6
ED Encounters - Patient Profile
January 1 to December 31, 2009

BEAR RIVER VALLEY HOSPITAL # OF ENCOUNTERS: 5,579
PEER GROUP: Acute, rural, low CMI (n=16) COUNTY: Box Elder
AFFILIATION: Intermountain Healthcare E.R. BEDS: 3

| Patient Profile | Encounters | | | |
|----------------------------------|------------|------------|--------|----------|
| | Hospital # | Hospital % | Peer % | State* % |
| GENDER | | | | |
| Female | 2,882 | 51.7 | 53.4 | 55.2 |
| Male | 2,697 | 48.3 | 46.6 | 44.8 |
| Unknown | . | . | 0.0 | 0.0 |
| Not reported | . | . | 0.0 | 0.0 |
| AGE | | | | |
| 1-28 days | 6 | 0.1 | 0.3 | 0.2 |
| 29-365 days | 207 | 3.7 | 3.2 | 2.3 |
| 1-4 years | 663 | 11.9 | 9.6 | 6.8 |
| 5-9 | 369 | 6.6 | 6.0 | 4.0 |
| 10-14 | 381 | 6.8 | 5.6 | 3.7 |
| 15-17 | 253 | 4.5 | 5.0 | 3.7 |
| 18-19 | 223 | 4.0 | 3.5 | 3.6 |
| 20-24 | 390 | 7.0 | 8.1 | 10.3 |
| 25-29 | 442 | 7.9 | 8.5 | 10.5 |
| 30-34 | 498 | 8.9 | 7.6 | 8.7 |
| 35-39 | 383 | 6.9 | 5.9 | 6.9 |
| 40-44 | 256 | 4.6 | 4.9 | 5.8 |
| 45-49 | 312 | 5.6 | 5.4 | 6.0 |
| 50-54 | 294 | 5.3 | 5.2 | 5.4 |
| 55-59 | 227 | 4.1 | 4.2 | 4.4 |
| 60-64 | 141 | 2.5 | 3.4 | 3.5 |
| 65-69 | 144 | 2.6 | 3.4 | 3.2 |
| 70-74 | 122 | 2.2 | 2.9 | 2.9 |
| 75-79 | 83 | 1.5 | 2.7 | 2.7 |
| 80-84 | 76 | 1.4 | 2.3 | 2.6 |
| 85-89 | 61 | 1.1 | 1.5 | 1.8 |
| 90 + | 48 | 0.9 | 0.9 | 0.9 |
| Unknown | . | . | 0.0 | 0.0 |
| DISCHARGE STATUS | | | | |
| Home self care | 5,312 | 95.2 | 94.5 | 94.2 |
| Another hospital | 170 | 3.0 | 3.2 | 1.2 |
| Skilled nursing facility | 26 | 0.5 | 0.3 | 1.4 |
| Intermediate care | 1 | 0.0 | 0.2 | 0.1 |
| Another type of institution | 37 | 0.7 | 0.6 | 1.0 |
| Under care of home service | 6 | 0.1 | 0.3 | 1.0 |
| Left against medical advice | 17 | 0.3 | 0.3 | 0.5 |
| Under care of a home iv provider | . | . | . | 0.0 |
| Expired | 8 | 0.1 | 0.2 | 0.4 |
| Not reported | 2 | 0.0 | 0.2 | 0.3 |
| PRIMARY PAYER | | | | |
| Medicare | 640 | 11.5 | 15.0 | 15.8 |
| Medicaid | 1,134 | 20.3 | 21.0 | 19.9 |
| Other government | 123 | 2.2 | 3.0 | 2.7 |
| Blue Cross/Blue Shield | 858 | 15.4 | 11.2 | 10.3 |
| Other commercial | 515 | 9.2 | 11.4 | 8.9 |
| Managed care | 1,462 | 26.2 | 20.3 | 24.0 |
| Self pay | 581 | 10.4 | 13.1 | 7.9 |
| Industrial/Worker's Comp | 102 | 1.8 | 2.3 | 1.7 |
| Charity | 105 | 1.9 | 1.2 | 5.2 |
| Children's Health Insurance Plan | 55 | 1.0 | 1.2 | 0.6 |
| Not reported | 4 | 0.1 | 0.2 | 2.8 |
| LOCAL HEALTH DISTRICT | | | | |
| Bear River | 5,010 | 89.8 | 6.8 | 5.0 |
| Central Utah | 4 | 0.1 | 29.5 | 3.5 |
| Davis County | 45 | 0.8 | 0.5 | 8.3 |
| Salt Lake County | 48 | 0.9 | 2.3 | 36.7 |
| Southeastern Utah | 1 | 0.0 | 5.5 | 2.6 |
| Southwest Utah | 13 | 0.2 | 7.6 | 7.2 |
| Summit County | 1 | 0.0 | 1.0 | 0.6 |
| Tooele County | 3 | 0.1 | 14.7 | 2.0 |
| TriCounty | 4 | 0.1 | 17.2 | 3.5 |
| Utah County | 20 | 0.4 | 1.7 | 14.9 |
| Wasatch County | . | . | 5.2 | 0.7 |
| Weber/Morgan | 74 | 1.3 | 0.4 | 10.3 |
| Unknown Utah | 1 | 0.0 | 0.0 | 0.0 |
| Outside Utah | 343 | 6.1 | 7.5 | 4.5 |
| Unknown | 12 | 0.2 | 0.3 | 0.2 |

* All general acute care hospitals only.

Table 6
ED Encounters - Patient Profile
January 1 to December 31, 2009

BEAVER VALLEY HOSPITAL # OF ENCOUNTERS: 2,803
PEER GROUP: Acute, rural, low CMI (n=16) COUNTY: Beaver
AFFILIATION: Freestanding E.R. BEDS: 2

| Patient Profile | Encounters | | | |
|----------------------------------|------------|------------|--------|----------|
| | Hospital # | Hospital % | Peer % | State* % |
| GENDER | | | | |
| Female | 1,473 | 52.6 | 53.4 | 55.2 |
| Male | 1,328 | 47.4 | 46.6 | 44.8 |
| Unknown | . | . | 0.0 | 0.0 |
| Not reported | 2 | 0.1 | 0.0 | 0.0 |
| AGE | | | | |
| 1-28 days | 7 | 0.2 | 0.3 | 0.2 |
| 29-365 days | 109 | 3.9 | 3.2 | 2.3 |
| 1-4 years | 243 | 8.7 | 9.6 | 6.8 |
| 5-9 | 159 | 5.7 | 6.0 | 4.0 |
| 10-14 | 150 | 5.4 | 5.6 | 3.7 |
| 15-17 | 133 | 4.7 | 5.0 | 3.7 |
| 18-19 | 98 | 3.5 | 3.5 | 3.6 |
| 20-24 | 275 | 9.8 | 8.1 | 10.3 |
| 25-29 | 223 | 8.0 | 8.5 | 10.5 |
| 30-34 | 175 | 6.2 | 7.6 | 8.7 |
| 35-39 | 167 | 6.0 | 5.9 | 6.9 |
| 40-44 | 129 | 4.6 | 4.9 | 5.8 |
| 45-49 | 127 | 4.5 | 5.4 | 6.0 |
| 50-54 | 141 | 5.0 | 5.2 | 5.4 |
| 55-59 | 111 | 4.0 | 4.2 | 4.4 |
| 60-64 | 96 | 3.4 | 3.4 | 3.5 |
| 65-69 | 122 | 4.4 | 3.4 | 3.2 |
| 70-74 | 73 | 2.6 | 2.9 | 2.9 |
| 75-79 | 104 | 3.7 | 2.7 | 2.7 |
| 80-84 | 74 | 2.6 | 2.3 | 2.6 |
| 85-89 | 57 | 2.0 | 1.5 | 1.8 |
| 90 + | 29 | 1.0 | 0.9 | 0.9 |
| Unknown | 1 | 0.0 | 0.0 | 0.0 |
| DISCHARGE STATUS | | | | |
| Home self care | 2,581 | 92.1 | 94.5 | 94.2 |
| Another hospital | 160 | 5.7 | 3.2 | 1.2 |
| Skilled nursing facility | 1 | 0.0 | 0.3 | 1.4 |
| Intermediate care | . | . | 0.2 | 0.1 |
| Another type of institution | 38 | 1.4 | 0.6 | 1.0 |
| Under care of home service | 16 | 0.6 | 0.3 | 1.0 |
| Left against medical advice | . | . | 0.3 | 0.5 |
| Under care of a home iv provider | . | . | . | 0.0 |
| Expired | 7 | 0.2 | 0.2 | 0.4 |
| Not reported | . | . | 0.2 | 0.3 |
| PRIMARY PAYER | | | | |
| Medicare | 519 | 18.5 | 15.0 | 15.8 |
| Medicaid | 528 | 18.8 | 21.0 | 19.9 |
| Other government | 58 | 2.1 | 3.0 | 2.7 |
| Blue Cross/Blue Shield | 372 | 13.3 | 11.2 | 10.3 |
| Other commercial | 315 | 11.2 | 11.4 | 8.9 |
| Managed care | 389 | 13.9 | 20.3 | 24.0 |
| Self pay | 429 | 15.3 | 13.1 | 7.9 |
| Industrial/Worker's Comp | 65 | 2.3 | 2.3 | 1.7 |
| Charity | . | . | 1.2 | 5.2 |
| Children's Health Insurance Plan | 14 | 0.5 | 1.2 | 0.6 |
| Not reported | 114 | 4.1 | 0.2 | 2.8 |
| LOCAL HEALTH DISTRICT | | | | |
| Bear River | 6 | 0.2 | 6.8 | 5.0 |
| Central Utah | 39 | 1.4 | 29.5 | 3.5 |
| Davis County | 12 | 0.4 | 0.5 | 8.3 |
| Salt Lake County | 56 | 2.0 | 2.3 | 36.7 |
| Southeastern Utah | 5 | 0.2 | 5.5 | 2.6 |
| Southwest Utah | 2,251 | 80.3 | 7.6 | 7.2 |
| Summit County | 1 | 0.0 | 1.0 | 0.6 |
| Tooele County | 8 | 0.3 | 14.7 | 2.0 |
| TriCounty | 4 | 0.1 | 17.2 | 3.5 |
| Utah County | 40 | 1.4 | 1.7 | 14.9 |
| Wasatch County | 2 | 0.1 | 5.2 | 0.7 |
| Weber/Morgan | 8 | 0.3 | 0.4 | 10.3 |
| Unknown Utah | . | . | 0.0 | 0.0 |
| Outside Utah | 371 | 13.2 | 7.5 | 4.5 |
| Unknown | . | . | 0.3 | 0.2 |

* All general acute care hospitals only.

Table 6
ED Encounters - Patient Profile
January 1 to December 31, 2009

BRIGHAM CITY COMMUNITY HOSPITAL # OF ENCOUNTERS: 7,952
PEER GROUP: Acute, rural, high CMI (n=6) COUNTY: Box Elder
AFFILIATION: Mountainstar Healthcare E.R. BEDS: 5

| Patient Profile | Encounters | | | |
|----------------------------------|------------|------------|--------|----------|
| | Hospital # | Hospital % | Peer % | State* % |
| GENDER | | | | |
| Female | 4,230 | 53.2 | 52.9 | 55.2 |
| Male | 3,722 | 46.8 | 47.1 | 44.8 |
| Unknown | . | . | 0.0 | 0.0 |
| Not reported | . | . | . | 0.0 |
| AGE | | | | |
| 1-28 days | 22 | 0.3 | 0.3 | 0.2 |
| 29-365 days | 250 | 3.1 | 2.9 | 2.3 |
| 1-4 years | 716 | 9.0 | 8.6 | 6.8 |
| 5-9 | 458 | 5.8 | 5.0 | 4.0 |
| 10-14 | 417 | 5.2 | 4.5 | 3.7 |
| 15-17 | 353 | 4.4 | 4.0 | 3.7 |
| 18-19 | 239 | 3.0 | 3.7 | 3.6 |
| 20-24 | 590 | 7.4 | 9.2 | 10.3 |
| 25-29 | 651 | 8.2 | 8.9 | 10.5 |
| 30-34 | 601 | 7.6 | 7.0 | 8.7 |
| 35-39 | 544 | 6.8 | 5.6 | 6.9 |
| 40-44 | 436 | 5.5 | 4.8 | 5.8 |
| 45-49 | 450 | 5.7 | 5.2 | 6.0 |
| 50-54 | 395 | 5.0 | 4.9 | 5.4 |
| 55-59 | 302 | 3.8 | 4.1 | 4.4 |
| 60-64 | 238 | 3.0 | 3.7 | 3.5 |
| 65-69 | 218 | 2.7 | 3.6 | 3.2 |
| 70-74 | 276 | 3.5 | 3.7 | 2.9 |
| 75-79 | 309 | 3.9 | 3.5 | 2.7 |
| 80-84 | 231 | 2.9 | 3.3 | 2.6 |
| 85-89 | 169 | 2.1 | 2.3 | 1.8 |
| 90 + | 87 | 1.1 | 1.1 | 0.9 |
| Unknown | . | . | 0.0 | 0.0 |
| DISCHARGE STATUS | | | | |
| Home self care | 7,723 | 97.1 | 94.7 | 94.2 |
| Another hospital | 53 | 0.7 | 1.3 | 1.2 |
| Skilled nursing facility | 53 | 0.7 | 1.6 | 1.4 |
| Intermediate care | 1 | 0.0 | 0.0 | 0.1 |
| Another type of institution | 64 | 0.8 | 0.7 | 1.0 |
| Under care of home service | 21 | 0.3 | 0.8 | 1.0 |
| Left against medical advice | 7 | 0.1 | 0.5 | 0.5 |
| Under care of a home iv provider | . | . | 0.0 | 0.0 |
| Expired | 23 | 0.3 | 0.4 | 0.4 |
| Not reported | 7 | 0.1 | 0.0 | 0.3 |
| PRIMARY PAYER | | | | |
| Medicare | 1,502 | 18.9 | 18.8 | 15.8 |
| Medicaid | 1,695 | 21.3 | 19.8 | 19.9 |
| Other government | 220 | 2.8 | 2.0 | 2.7 |
| Blue Cross/Blue Shield | 1,032 | 13.0 | 11.8 | 10.3 |
| Other commercial | 654 | 8.2 | 11.1 | 8.9 |
| Managed care | 1,707 | 21.5 | 19.3 | 24.0 |
| Self pay | 738 | 9.3 | 8.2 | 7.9 |
| Industrial/Worker's Comp | 233 | 2.9 | 2.1 | 1.7 |
| Charity | 171 | 2.2 | 5.4 | 5.2 |
| Children's Health Insurance Plan | . | . | 1.0 | 0.6 |
| Not reported | . | . | 0.4 | 2.8 |
| LOCAL HEALTH DISTRICT | | | | |
| Bear River | 6,985 | 87.8 | 25.2 | 5.0 |
| Central Utah | 4 | 0.1 | 0.3 | 3.5 |
| Davis County | 103 | 1.3 | 0.5 | 8.3 |
| Salt Lake County | 68 | 0.9 | 1.5 | 36.7 |
| Southeastern Utah | 4 | 0.1 | 11.8 | 2.6 |
| Southwest Utah | 13 | 0.2 | 40.0 | 7.2 |
| Summit County | . | . | 1.1 | 0.6 |
| Tooele County | 5 | 0.1 | 0.1 | 2.0 |
| TriCounty | 6 | 0.1 | 10.1 | 3.5 |
| Utah County | 15 | 0.2 | 0.8 | 14.9 |
| Wasatch County | 1 | 0.0 | 0.1 | 0.7 |
| Weber/Morgan | 416 | 5.2 | 0.7 | 10.3 |
| Unknown Utah | 2 | 0.0 | 0.0 | 0.0 |
| Outside Utah | 328 | 4.1 | 7.4 | 4.5 |
| Unknown | 2 | 0.0 | 0.4 | 0.2 |

* All general acute care hospitals only.

Table 6
ED Encounters - Patient Profile
January 1 to December 31, 2009

CACHE VALLEY SPECIALTY HOSPITAL # OF ENCOUNTERS: 961
PEER GROUP: None (n=4) COUNTY: Cache
AFFILIATION: Nat. Surgical Hosp. E.R. BEDS: 2

| Patient Profile | Encounters | | | |
|----------------------------------|------------|------------|--------|----------|
| | Hospital # | Hospital % | Peer % | State* % |
| GENDER | | | | |
| Female | 550 | 57.2 | . | 55.2 |
| Male | 411 | 42.8 | . | 44.8 |
| Unknown | . | . | . | 0.0 |
| Not reported | . | . | . | 0.0 |
| AGE | | | | |
| 1-28 days | . | . | . | 0.2 |
| 29-365 days | 14 | 1.5 | . | 2.3 |
| 1-4 years | 46 | 4.8 | . | 6.8 |
| 5-9 | 36 | 3.7 | . | 4.0 |
| 10-14 | 42 | 4.4 | . | 3.7 |
| 15-17 | 53 | 5.5 | . | 3.7 |
| 18-19 | 33 | 3.4 | . | 3.6 |
| 20-24 | 100 | 10.4 | . | 10.3 |
| 25-29 | 87 | 9.1 | . | 10.5 |
| 30-34 | 94 | 9.8 | . | 8.7 |
| 35-39 | 101 | 10.5 | . | 6.9 |
| 40-44 | 55 | 5.7 | . | 5.8 |
| 45-49 | 60 | 6.2 | . | 6.0 |
| 50-54 | 57 | 5.9 | . | 5.4 |
| 55-59 | 45 | 4.7 | . | 4.4 |
| 60-64 | 36 | 3.7 | . | 3.5 |
| 65-69 | 19 | 2.0 | . | 3.2 |
| 70-74 | 22 | 2.3 | . | 2.9 |
| 75-79 | 20 | 2.1 | . | 2.7 |
| 80-84 | 19 | 2.0 | . | 2.6 |
| 85-89 | 14 | 1.5 | . | 1.8 |
| 90 + | 8 | 0.8 | . | 0.9 |
| Unknown | . | . | . | 0.0 |
| DISCHARGE STATUS | | | | |
| Home self care | 961 | 100.0 | . | 94.2 |
| Another hospital | . | . | . | 1.2 |
| Skilled nursing facility | . | . | . | 1.4 |
| Intermediate care | . | . | . | 0.1 |
| Another type of institution | . | . | . | 1.0 |
| Under care of home service | . | . | . | 1.0 |
| Left against medical advice | . | . | . | 0.5 |
| Under care of a home iv provider | . | . | . | 0.0 |
| Expired | . | . | . | 0.4 |
| Not reported | . | . | . | 0.3 |
| PRIMARY PAYER | | | | |
| Medicare | 112 | 11.7 | . | 15.8 |
| Medicaid | 105 | 10.9 | . | 19.9 |
| Other government | 19 | 2.0 | . | 2.7 |
| Blue Cross/Blue Shield | 281 | 29.2 | . | 10.3 |
| Other commercial | 105 | 10.9 | . | 8.9 |
| Managed care | 217 | 22.6 | . | 24.0 |
| Self pay | . | . | . | 7.9 |
| Industrial/Worker's Comp | 11 | 1.1 | . | 1.7 |
| Charity | . | . | . | 5.2 |
| Children's Health Insurance Plan | 1 | 0.1 | . | 0.6 |
| Not reported | 110 | 11.4 | . | 2.8 |
| LOCAL HEALTH DISTRICT | | | | |
| Bear River | 828 | 86.2 | . | 5.0 |
| Central Utah | 2 | 0.2 | . | 3.5 |
| Davis County | 8 | 0.8 | . | 8.3 |
| Salt Lake County | 8 | 0.8 | . | 36.7 |
| Southeastern Utah | . | . | . | 2.6 |
| Southwest Utah | . | . | . | 7.2 |
| Summit County | . | . | . | 0.6 |
| Tooele County | 3 | 0.3 | . | 2.0 |
| TriCounty | 1 | 0.1 | . | 3.5 |
| Utah County | 3 | 0.3 | . | 14.9 |
| Wasatch County | . | . | . | 0.7 |
| Weber/Morgan | 6 | 0.6 | . | 10.3 |
| Unknown Utah | 2 | 0.2 | . | 0.0 |
| Outside Utah | 99 | 10.3 | . | 4.5 |
| Unknown | 1 | 0.1 | . | 0.2 |

* All general acute care hospitals only.

Table 6
ED Encounters - Patient Profile
January 1 to December 31, 2009

CASTLEVIEW HOSPITAL # OF ENCOUNTERS: 14,412
PEER GROUP: Acute, rural, high CMI (n=6) COUNTY: Carbon
AFFILIATION: LifePoint Hospitals, Inc. E.R. BEDS: 9

| Patient Profile | Encounters | | | |
|----------------------------------|---------------|---------------|-----------|-------------|
| | Hospital # | Hospital % | Peer % | State* % |
| GENDER | | | | |
| Female | 7,693 | 53.4 | 52.9 | 55.2 |
| Male | 6,719 | 46.6 | 47.1 | 44.8 |
| Unknown | . | . | 0.0 | 0.0 |
| Not reported | . | . | . | 0.0 |
| AGE | | | | |
| 1-28 days | 29 | 0.2 | 0.3 | 0.2 |
| 29-365 days | 382 | 2.7 | 2.9 | 2.3 |
| 1-4 years | 1,171 | 8.1 | 8.6 | 6.8 |
| 5-9 | 726 | 5.0 | 5.0 | 4.0 |
| 10-14 | 684 | 4.7 | 4.5 | 3.7 |
| 15-17 | 567 | 3.9 | 4.0 | 3.7 |
| 18-19 | 529 | 3.7 | 3.7 | 3.6 |
| 20-24 | 1,186 | 8.2 | 9.2 | 10.3 |
| 25-29 | 1,329 | 9.2 | 8.9 | 10.5 |
| 30-34 | 989 | 6.9 | 7.0 | 8.7 |
| 35-39 | 797 | 5.5 | 5.6 | 6.9 |
| 40-44 | 764 | 5.3 | 4.8 | 5.8 |
| 45-49 | 825 | 5.7 | 5.2 | 6.0 |
| 50-54 | 887 | 6.2 | 4.9 | 5.4 |
| 55-59 | 639 | 4.4 | 4.1 | 4.4 |
| 60-64 | 514 | 3.6 | 3.7 | 3.5 |
| 65-69 | 492 | 3.4 | 3.6 | 3.2 |
| 70-74 | 449 | 3.1 | 3.7 | 2.9 |
| 75-79 | 467 | 3.2 | 3.5 | 2.7 |
| 80-84 | 513 | 3.6 | 3.3 | 2.6 |
| 85-89 | 295 | 2.0 | 2.3 | 1.8 |
| 90 + | 177 | 1.2 | 1.1 | 0.9 |
| Unknown | 1 | 0.0 | 0.0 | 0.0 |
| DISCHARGE STATUS | | | | |
| Home self care | 13,441 | 93.3 | 94.7 | 94.2 |
| Another hospital | 421 | 2.9 | 1.3 | 1.2 |
| Skilled nursing facility | 123 | 0.9 | 1.6 | 1.4 |
| Intermediate care | 18 | 0.1 | 0.0 | 0.1 |
| Another type of institution | 209 | 1.5 | 0.7 | 1.0 |
| Under care of home service | 96 | 0.7 | 0.8 | 1.0 |
| Left against medical advice | 30 | 0.2 | 0.5 | 0.5 |
| Under care of a home iv provider | . | . | 0.0 | 0.0 |
| Expired | 52 | 0.4 | 0.4 | 0.4 |
| Not reported | 22 | 0.2 | 0.0 | 0.3 |
| PRIMARY PAYER | | | | |
| Medicare | 3,001 | 20.8 | 18.8 | 15.8 |
| Medicaid | 3,249 | 22.5 | 19.8 | 19.9 |
| Other government | 261 | 1.8 | 2.0 | 2.7 |
| Blue Cross/Blue Shield | 1,762 | 12.2 | 11.8 | 10.3 |
| Other commercial | 2,543 | 17.6 | 11.1 | 8.9 |
| Managed care | 1,643 | 11.4 | 19.3 | 24.0 |
| Self pay | 1,416 | 9.8 | 8.2 | 7.9 |
| Industrial/Worker's Comp | 348 | 2.4 | 2.1 | 1.7 |
| Charity | . | . | 5.4 | 5.2 |
| Children's Health Insurance Plan | 189 | 1.3 | 1.0 | 0.6 |
| Not reported | . | . | 0.4 | 2.8 |
| LOCAL HEALTH DISTRICT | | | | |
| Bear River | 29 | 0.2 | 25.2 | 5.0 |
| Central Utah | 56 | 0.4 | 0.3 | 3.5 |
| Davis County | 30 | 0.2 | 0.5 | 8.3 |
| Salt Lake County | 185 | 1.3 | 1.5 | 36.7 |
| Southeastern Utah | 13,193 | 91.5 | 11.8 | 2.6 |
| Southwest Utah | 38 | 0.3 | 40.0 | 7.2 |
| Summit County | 3 | 0.0 | 1.1 | 0.6 |
| Tooele County | 6 | 0.0 | 0.1 | 2.0 |
| TriCounty | 59 | 0.4 | 10.1 | 3.5 |
| Utah County | 137 | 1.0 | 0.8 | 14.9 |
| Wasatch County | 1 | 0.0 | 0.1 | 0.7 |
| Weber/Morgan | 27 | 0.2 | 0.7 | 10.3 |
| Unknown Utah | 1 | 0.0 | 0.0 | 0.0 |
| Outside Utah | 438 | 3.0 | 7.4 | 4.5 |
| Unknown | 209 | 1.5 | 0.4 | 0.2 |

* All general acute care hospitals only.

Table 6
ED Encounters - Patient Profile
January 1 to December 31, 2009

CENTRAL VALLEY MEDICAL CENTER-CAH # OF ENCOUNTERS: 4,625
PEER GROUP: Acute, rural, low CMI (n=16) COUNTY: Juab
AFFILIATION: Freestanding E.R. BEDS: 2

| Patient Profile | Encounters | | | |
|----------------------------------|---------------|---------------|-----------|-------------|
| | Hospital # | Hospital % | Peer % | State* % |
| GENDER | | | | |
| Female | 2,459 | 53.2 | 53.4 | 55.2 |
| Male | 2,166 | 46.8 | 46.6 | 44.8 |
| Unknown | . | . | 0.0 | 0.0 |
| Not reported | . | . | 0.0 | 0.0 |
| AGE | | | | |
| 1-28 days | 9 | 0.2 | 0.3 | 0.2 |
| 29-365 days | 128 | 2.8 | 3.2 | 2.3 |
| 1-4 years | 421 | 9.1 | 9.6 | 6.8 |
| 5-9 | 252 | 5.4 | 6.0 | 4.0 |
| 10-14 | 249 | 5.4 | 5.6 | 3.7 |
| 15-17 | 265 | 5.7 | 5.0 | 3.7 |
| 18-19 | 169 | 3.7 | 3.5 | 3.6 |
| 20-24 | 378 | 8.2 | 8.1 | 10.3 |
| 25-29 | 323 | 7.0 | 8.5 | 10.5 |
| 30-34 | 396 | 8.6 | 7.6 | 8.7 |
| 35-39 | 259 | 5.6 | 5.9 | 6.9 |
| 40-44 | 210 | 4.5 | 4.9 | 5.8 |
| 45-49 | 199 | 4.3 | 5.4 | 6.0 |
| 50-54 | 224 | 4.8 | 5.2 | 5.4 |
| 55-59 | 200 | 4.3 | 4.2 | 4.4 |
| 60-64 | 190 | 4.1 | 3.4 | 3.5 |
| 65-69 | 184 | 4.0 | 3.4 | 3.2 |
| 70-74 | 176 | 3.8 | 2.9 | 2.9 |
| 75-79 | 131 | 2.8 | 2.7 | 2.7 |
| 80-84 | 114 | 2.5 | 2.3 | 2.6 |
| 85-89 | 90 | 1.9 | 1.5 | 1.8 |
| 90 + | 58 | 1.3 | 0.9 | 0.9 |
| Unknown | . | . | 0.0 | 0.0 |
| DISCHARGE STATUS | | | | |
| Home self care | 4,170 | 90.2 | 94.5 | 94.2 |
| Another hospital | 58 | 1.3 | 3.2 | 1.2 |
| Skilled nursing facility | 18 | 0.4 | 0.3 | 1.4 |
| Intermediate care | 147 | 3.2 | 0.2 | 0.1 |
| Another type of institution | 49 | 1.1 | 0.6 | 1.0 |
| Under care of home service | 31 | 0.7 | 0.3 | 1.0 |
| Left against medical advice | 9 | 0.2 | 0.3 | 0.5 |
| Under care of a home iv provider | . | . | . | 0.0 |
| Expired | 17 | 0.4 | 0.2 | 0.4 |
| Not reported | 126 | 2.7 | 0.2 | 0.3 |
| PRIMARY PAYER | | | | |
| Medicare | 895 | 19.4 | 15.0 | 15.8 |
| Medicaid | 1,113 | 24.1 | 21.0 | 19.9 |
| Other government | 90 | 1.9 | 3.0 | 2.7 |
| Blue Cross/Blue Shield | 486 | 10.5 | 11.2 | 10.3 |
| Other commercial | 595 | 12.9 | 11.4 | 8.9 |
| Managed care | 1,061 | 22.9 | 20.3 | 24.0 |
| Self pay | 248 | 5.4 | 13.1 | 7.9 |
| Industrial/Worker's Comp | 93 | 2.0 | 2.3 | 1.7 |
| Charity | . | . | 1.2 | 5.2 |
| Children's Health Insurance Plan | 44 | 1.0 | 1.2 | 0.6 |
| Not reported | . | . | 0.2 | 2.8 |
| LOCAL HEALTH DISTRICT | | | | |
| Bear River | 16 | 0.3 | 6.8 | 5.0 |
| Central Utah | 3,933 | 85.0 | 29.5 | 3.5 |
| Davis County | 31 | 0.7 | 0.5 | 8.3 |
| Salt Lake County | 129 | 2.8 | 2.3 | 36.7 |
| Southeastern Utah | 17 | 0.4 | 5.5 | 2.6 |
| Southwest Utah | 33 | 0.7 | 7.6 | 7.2 |
| Summit County | 2 | 0.0 | 1.0 | 0.6 |
| Tooele County | 10 | 0.2 | 14.7 | 2.0 |
| TriCounty | 3 | 0.1 | 17.2 | 3.5 |
| Utah County | 294 | 6.4 | 1.7 | 14.9 |
| Wasatch County | 6 | 0.1 | 5.2 | 0.7 |
| Weber/Morgan | 25 | 0.5 | 0.4 | 10.3 |
| Unknown Utah | . | . | 0.0 | 0.0 |
| Outside Utah | 126 | 2.7 | 7.5 | 4.5 |
| Unknown | . | . | 0.3 | 0.2 |

* All general acute care hospitals only.

Table 6
ED Encounters - Patient Profile
January 1 to December 31, 2009

DAVIS HOSPITAL & MEDICAL CENTER # OF ENCOUNTERS: 30,091
PEER GROUP: Acute, urban, lower medium CMI (n=6) COUNTY: Davis
AFFILIATION: IASIS Healthcare E.R. BEDS: 21

| Patient Profile | Encounters | | | |
|----------------------------------|------------|------------|--------|----------|
| | Hospital # | Hospital % | Peer % | State* % |
| GENDER | | | | |
| Female | 16,695 | 55.5 | 55.7 | 55.2 |
| Male | 13,396 | 44.5 | 44.3 | 44.8 |
| Unknown | . | . | 0.0 | 0.0 |
| Not reported | . | . | . | 0.0 |
| AGE | | | | |
| 1-28 days | 48 | 0.2 | 0.2 | 0.2 |
| 29-365 days | 633 | 2.1 | 2.3 | 2.3 |
| 1-4 years | 2,409 | 8.0 | 6.8 | 6.8 |
| 5-9 | 1,506 | 5.0 | 4.0 | 4.0 |
| 10-14 | 1,389 | 4.6 | 3.6 | 3.7 |
| 15-17 | 1,302 | 4.3 | 3.6 | 3.7 |
| 18-19 | 1,131 | 3.8 | 3.5 | 3.6 |
| 20-24 | 3,295 | 11.0 | 10.2 | 10.3 |
| 25-29 | 3,324 | 11.0 | 11.0 | 10.5 |
| 30-34 | 2,786 | 9.3 | 9.1 | 8.7 |
| 35-39 | 2,169 | 7.2 | 7.4 | 6.9 |
| 40-44 | 1,727 | 5.7 | 6.1 | 5.8 |
| 45-49 | 1,664 | 5.5 | 6.2 | 6.0 |
| 50-54 | 1,410 | 4.7 | 5.4 | 5.4 |
| 55-59 | 1,069 | 3.6 | 4.2 | 4.4 |
| 60-64 | 945 | 3.1 | 3.4 | 3.5 |
| 65-69 | 786 | 2.6 | 2.9 | 3.2 |
| 70-74 | 686 | 2.3 | 2.5 | 2.9 |
| 75-79 | 606 | 2.0 | 2.5 | 2.7 |
| 80-84 | 611 | 2.0 | 2.4 | 2.6 |
| 85-89 | 399 | 1.3 | 1.7 | 1.8 |
| 90 + | 196 | 0.7 | 0.9 | 0.9 |
| Unknown | . | . | 0.0 | 0.0 |
| DISCHARGE STATUS | | | | |
| Home self care | 28,571 | 94.9 | 94.3 | 94.2 |
| Another hospital | 289 | 1.0 | 1.1 | 1.2 |
| Skilled nursing facility | 269 | 0.9 | 1.2 | 1.4 |
| Intermediate care | . | . | 0.0 | 0.1 |
| Another type of institution | 314 | 1.0 | 1.1 | 1.0 |
| Under care of home service | 204 | 0.7 | 0.8 | 1.0 |
| Left against medical advice | 125 | 0.4 | 0.5 | 0.5 |
| Under care of a home iv provider | . | . | 0.0 | 0.0 |
| Expired | 91 | 0.3 | 0.4 | 0.4 |
| Not reported | 228 | 0.8 | 0.5 | 0.3 |
| PRIMARY PAYER | | | | |
| Medicare | 3,693 | 12.3 | 14.6 | 15.8 |
| Medicaid | 5,156 | 17.1 | 22.1 | 19.9 |
| Other government | 4,232 | 14.1 | 4.4 | 2.7 |
| Blue Cross/Blue Shield | 3,579 | 11.9 | 10.2 | 10.3 |
| Other commercial | 2,197 | 7.3 | 7.6 | 8.9 |
| Managed care | 6,763 | 22.5 | 22.0 | 24.0 |
| Self pay | 116 | 0.4 | 6.2 | 7.9 |
| Industrial/Worker's Comp | 236 | 0.8 | 1.6 | 1.7 |
| Charity | 5 | 0.0 | 3.4 | 5.2 |
| Children's Health Insurance Plan | 91 | 0.3 | 0.3 | 0.6 |
| Not reported | 4,023 | 13.4 | 7.6 | 2.8 |
| LOCAL HEALTH DISTRICT | | | | |
| Bear River | 162 | 0.5 | 0.6 | 5.0 |
| Central Utah | 14 | 0.0 | 0.5 | 3.5 |
| Davis County | 24,770 | 82.3 | 31.4 | 8.3 |
| Salt Lake County | 424 | 1.4 | 34.4 | 36.7 |
| Southeastern Utah | 9 | 0.0 | 0.1 | 2.6 |
| Southwest Utah | 34 | 0.1 | 0.2 | 7.2 |
| Summit County | 12 | 0.0 | 0.2 | 0.6 |
| Tooele County | 32 | 0.1 | 0.5 | 2.0 |
| TriCounty | 27 | 0.1 | 0.1 | 3.5 |
| Utah County | 78 | 0.3 | 11.2 | 14.9 |
| Wasatch County | . | . | 0.0 | 0.7 |
| Weber/Morgan | 3,606 | 12.0 | 17.5 | 10.3 |
| Unknown Utah | 5 | 0.0 | 0.0 | 0.0 |
| Outside Utah | 897 | 3.0 | 3.0 | 4.5 |
| Unknown | 21 | 0.1 | 0.3 | 0.2 |

* All general acute care hospitals only.

Table 6
ED Encounters - Patient Profile
January 1 to December 31, 2009

DELTA COMMUNITY MEDICAL CENTER-CAH # OF ENCOUNTERS: 3,026
PEER GROUP: Acute, rural, low CMI (n=16) COUNTY: Millard
AFFILIATION: Intermountain Healthcare E.R. BEDS: 6

| Patient Profile | Encounters | | | |
|----------------------------------|---------------|---------------|-----------|-------------|
| | Hospital # | Hospital % | Peer % | State* % |
| GENDER | | | | |
| Female | 1,544 | 51.0 | 53.4 | 55.2 |
| Male | 1,482 | 49.0 | 46.6 | 44.8 |
| Unknown | . | . | 0.0 | 0.0 |
| Not reported | . | . | 0.0 | 0.0 |
| AGE | | | | |
| 1-28 days | 9 | 0.3 | 0.3 | 0.2 |
| 29-365 days | 142 | 4.7 | 3.2 | 2.3 |
| 1-4 years | 370 | 12.2 | 9.6 | 6.8 |
| 5-9 | 239 | 7.9 | 6.0 | 4.0 |
| 10-14 | 199 | 6.6 | 5.6 | 3.7 |
| 15-17 | 189 | 6.2 | 5.0 | 3.7 |
| 18-19 | 75 | 2.5 | 3.5 | 3.6 |
| 20-24 | 188 | 6.2 | 8.1 | 10.3 |
| 25-29 | 235 | 7.8 | 8.5 | 10.5 |
| 30-34 | 178 | 5.9 | 7.6 | 8.7 |
| 35-39 | 160 | 5.3 | 5.9 | 6.9 |
| 40-44 | 117 | 3.9 | 4.9 | 5.8 |
| 45-49 | 162 | 5.4 | 5.4 | 6.0 |
| 50-54 | 124 | 4.1 | 5.2 | 5.4 |
| 55-59 | 122 | 4.0 | 4.2 | 4.4 |
| 60-64 | 101 | 3.3 | 3.4 | 3.5 |
| 65-69 | 89 | 2.9 | 3.4 | 3.2 |
| 70-74 | 86 | 2.8 | 2.9 | 2.9 |
| 75-79 | 84 | 2.8 | 2.7 | 2.7 |
| 80-84 | 94 | 3.1 | 2.3 | 2.6 |
| 85-89 | 47 | 1.6 | 1.5 | 1.8 |
| 90 + | 16 | 0.5 | 0.9 | 0.9 |
| Unknown | . | . | 0.0 | 0.0 |
| DISCHARGE STATUS | | | | |
| Home self care | 2,878 | 95.1 | 94.5 | 94.2 |
| Another hospital | 113 | 3.7 | 3.2 | 1.2 |
| Skilled nursing facility | 7 | 0.2 | 0.3 | 1.4 |
| Intermediate care | 4 | 0.1 | 0.2 | 0.1 |
| Another type of institution | 5 | 0.2 | 0.6 | 1.0 |
| Under care of home service | 2 | 0.1 | 0.3 | 1.0 |
| Left against medical advice | 2 | 0.1 | 0.3 | 0.5 |
| Under care of a home iv provider | . | . | . | 0.0 |
| Expired | 11 | 0.4 | 0.2 | 0.4 |
| Not reported | 4 | 0.1 | 0.2 | 0.3 |
| PRIMARY PAYER | | | | |
| Medicare | 428 | 14.1 | 15.0 | 15.8 |
| Medicaid | 878 | 29.0 | 21.0 | 19.9 |
| Other government | 27 | 0.9 | 3.0 | 2.7 |
| Blue Cross/Blue Shield | 374 | 12.4 | 11.2 | 10.3 |
| Other commercial | 348 | 11.5 | 11.4 | 8.9 |
| Managed care | 395 | 13.1 | 20.3 | 24.0 |
| Self pay | 255 | 8.4 | 13.1 | 7.9 |
| Industrial/Worker's Comp | 78 | 2.6 | 2.3 | 1.7 |
| Charity | 123 | 4.1 | 1.2 | 5.2 |
| Children's Health Insurance Plan | 117 | 3.9 | 1.2 | 0.6 |
| Not reported | 3 | 0.1 | 0.2 | 2.8 |
| LOCAL HEALTH DISTRICT | | | | |
| Bear River | 5 | 0.2 | 6.8 | 5.0 |
| Central Utah | 2,684 | 88.7 | 29.5 | 3.5 |
| Davis County | 13 | 0.4 | 0.5 | 8.3 |
| Salt Lake County | 57 | 1.9 | 2.3 | 36.7 |
| Southeastern Utah | 5 | 0.2 | 5.5 | 2.6 |
| Southwest Utah | 38 | 1.3 | 7.6 | 7.2 |
| Summit County | 1 | 0.0 | 1.0 | 0.6 |
| Tooele County | 33 | 1.1 | 14.7 | 2.0 |
| TriCounty | 4 | 0.1 | 17.2 | 3.5 |
| Utah County | 47 | 1.6 | 1.7 | 14.9 |
| Wasatch County | 3 | 0.1 | 5.2 | 0.7 |
| Weber/Morgan | 11 | 0.4 | 0.4 | 10.3 |
| Unknown Utah | 1 | 0.0 | 0.0 | 0.0 |
| Outside Utah | 123 | 4.1 | 7.5 | 4.5 |
| Unknown | 1 | 0.0 | 0.3 | 0.2 |

* All general acute care hospitals only.

Table 6
ED Encounters - Patient Profile
January 1 to December 31, 2009

DIXIE REGIONAL MEDICAL CENTER # OF ENCOUNTERS: 38,481
PEER GROUP: Acute, rural, high CMI (n=6) COUNTY: Washington
AFFILIATION: Intermountain Healthcare E.R. BEDS: 12

| Patient Profile | Encounters | | | |
|----------------------------------|---------------|---------------|-----------|-------------|
| | Hospital # | Hospital % | Peer % | State* % |
| GENDER | | | | |
| Female | 20,237 | 52.6 | 52.9 | 55.2 |
| Male | 18,241 | 47.4 | 47.1 | 44.8 |
| Unknown | 3 | 0.0 | 0.0 | 0.0 |
| Not reported | . | . | . | 0.0 |
| AGE | | | | |
| 1-28 days | 99 | 0.3 | 0.3 | 0.2 |
| 29-365 days | 999 | 2.6 | 2.9 | 2.3 |
| 1-4 years | 2,978 | 7.7 | 8.6 | 6.8 |
| 5-9 | 1,745 | 4.5 | 5.0 | 4.0 |
| 10-14 | 1,521 | 4.0 | 4.5 | 3.7 |
| 15-17 | 1,317 | 3.4 | 4.0 | 3.7 |
| 18-19 | 1,226 | 3.2 | 3.7 | 3.6 |
| 20-24 | 2,943 | 7.6 | 9.2 | 10.3 |
| 25-29 | 3,070 | 8.0 | 8.9 | 10.5 |
| 30-34 | 2,396 | 6.2 | 7.0 | 8.7 |
| 35-39 | 1,986 | 5.2 | 5.6 | 6.9 |
| 40-44 | 1,663 | 4.3 | 4.8 | 5.8 |
| 45-49 | 1,946 | 5.1 | 5.2 | 6.0 |
| 50-54 | 1,802 | 4.7 | 4.9 | 5.4 |
| 55-59 | 1,631 | 4.2 | 4.1 | 4.4 |
| 60-64 | 1,704 | 4.4 | 3.7 | 3.5 |
| 65-69 | 1,814 | 4.7 | 3.6 | 3.2 |
| 70-74 | 2,032 | 5.3 | 3.7 | 2.9 |
| 75-79 | 1,910 | 5.0 | 3.5 | 2.7 |
| 80-84 | 1,812 | 4.7 | 3.3 | 2.6 |
| 85-89 | 1,278 | 3.3 | 2.3 | 1.8 |
| 90 + | 588 | 1.5 | 1.1 | 0.9 |
| Unknown | 21 | 0.1 | 0.0 | 0.0 |
| DISCHARGE STATUS | | | | |
| Home self care | 35,816 | 93.1 | 94.7 | 94.2 |
| Another hospital | 178 | 0.5 | 1.3 | 1.2 |
| Skilled nursing facility | 1,074 | 2.8 | 1.6 | 1.4 |
| Intermediate care | 1 | 0.0 | 0.0 | 0.1 |
| Another type of institution | 351 | 0.9 | 0.7 | 1.0 |
| Under care of home service | 553 | 1.4 | 0.8 | 1.0 |
| Left against medical advice | 283 | 0.7 | 0.5 | 0.5 |
| Under care of a home iv provider | . | . | 0.0 | 0.0 |
| Expired | 218 | 0.6 | 0.4 | 0.4 |
| Not reported | 7 | 0.0 | 0.0 | 0.3 |
| PRIMARY PAYER | | | | |
| Medicare | 9,097 | 23.6 | 18.8 | 15.8 |
| Medicaid | 7,068 | 18.4 | 19.8 | 19.9 |
| Other government | 732 | 1.9 | 2.0 | 2.7 |
| Blue Cross/Blue Shield | 3,373 | 8.8 | 11.8 | 10.3 |
| Other commercial | 3,617 | 9.4 | 11.1 | 8.9 |
| Managed care | 7,594 | 19.7 | 19.3 | 24.0 |
| Self pay | 1,634 | 4.2 | 8.2 | 7.9 |
| Industrial/Worker's Comp | 606 | 1.6 | 2.1 | 1.7 |
| Charity | 4,177 | 10.9 | 5.4 | 5.2 |
| Children's Health Insurance Plan | 353 | 0.9 | 1.0 | 0.6 |
| Not reported | 230 | 0.6 | 0.4 | 2.8 |
| LOCAL HEALTH DISTRICT | | | | |
| Bear River | 106 | 0.3 | 25.2 | 5.0 |
| Central Utah | 158 | 0.4 | 0.3 | 3.5 |
| Davis County | 218 | 0.6 | 0.5 | 8.3 |
| Salt Lake County | 678 | 1.8 | 1.5 | 36.7 |
| Southeastern Utah | 31 | 0.1 | 11.8 | 2.6 |
| Southwest Utah | 32,629 | 84.8 | 40.0 | 7.2 |
| Summit County | 24 | 0.1 | 1.1 | 0.6 |
| Tooele County | 37 | 0.1 | 0.1 | 2.0 |
| TriCounty | 35 | 0.1 | 10.1 | 3.5 |
| Utah County | 384 | 1.0 | 0.8 | 14.9 |
| Wasatch County | 26 | 0.1 | 0.1 | 0.7 |
| Weber/Morgan | 133 | 0.3 | 0.7 | 10.3 |
| Unknown Utah | 2 | 0.0 | 0.0 | 0.0 |
| Outside Utah | 3,907 | 10.2 | 7.4 | 4.5 |
| Unknown | 113 | 0.3 | 0.4 | 0.2 |

* All general acute care hospitals only.

Table 6
ED Encounters - Patient Profile
January 1 to December 31, 2009

FILLMORE COMMUNITY MEDICAL CENTER-CAH # OF ENCOUNTERS: 1,458
PEER GROUP: Acute, rural, low CMI (n=16) COUNTY: Millard
AFFILIATION: Intermountain Healthcare E.R. BEDS: 3

| Patient Profile | Encounters | | | |
|----------------------------------|---------------|------|-----------|-------------|
| | Hospital # | % | Peer % | State* % |
| GENDER | | | | |
| Female | 735 | 50.4 | 53.4 | 55.2 |
| Male | 723 | 49.6 | 46.6 | 44.8 |
| Unknown | . | . | 0.0 | 0.0 |
| Not reported | . | . | 0.0 | 0.0 |
| AGE | | | | |
| 1-28 days | 1 | 0.1 | 0.3 | 0.2 |
| 29-365 days | 39 | 2.7 | 3.2 | 2.3 |
| 1-4 years | 144 | 9.9 | 9.6 | 6.8 |
| 5-9 | 94 | 6.4 | 6.0 | 4.0 |
| 10-14 | 74 | 5.1 | 5.6 | 3.7 |
| 15-17 | 92 | 6.3 | 5.0 | 3.7 |
| 18-19 | 36 | 2.5 | 3.5 | 3.6 |
| 20-24 | 83 | 5.7 | 8.1 | 10.3 |
| 25-29 | 87 | 6.0 | 8.5 | 10.5 |
| 30-34 | 105 | 7.2 | 7.6 | 8.7 |
| 35-39 | 101 | 6.9 | 5.9 | 6.9 |
| 40-44 | 66 | 4.5 | 4.9 | 5.8 |
| 45-49 | 62 | 4.3 | 5.4 | 6.0 |
| 50-54 | 97 | 6.7 | 5.2 | 5.4 |
| 55-59 | 70 | 4.8 | 4.2 | 4.4 |
| 60-64 | 67 | 4.6 | 3.4 | 3.5 |
| 65-69 | 70 | 4.8 | 3.4 | 3.2 |
| 70-74 | 49 | 3.4 | 2.9 | 2.9 |
| 75-79 | 37 | 2.5 | 2.7 | 2.7 |
| 80-84 | 43 | 2.9 | 2.3 | 2.6 |
| 85-89 | 32 | 2.2 | 1.5 | 1.8 |
| 90 + | 9 | 0.6 | 0.9 | 0.9 |
| Unknown | . | . | 0.0 | 0.0 |
| DISCHARGE STATUS | | | | |
| Home self care | 1,363 | 93.5 | 94.5 | 94.2 |
| Another hospital | 74 | 5.1 | 3.2 | 1.2 |
| Skilled nursing facility | 2 | 0.1 | 0.3 | 1.4 |
| Intermediate care | . | . | 0.2 | 0.1 |
| Another type of institution | 1 | 0.1 | 0.6 | 1.0 |
| Under care of home service | 1 | 0.1 | 0.3 | 1.0 |
| Left against medical advice | 10 | 0.7 | 0.3 | 0.5 |
| Under care of a home iv provider | . | . | . | 0.0 |
| Expired | 7 | 0.5 | 0.2 | 0.4 |
| Not reported | . | . | 0.2 | 0.3 |
| PRIMARY PAYER | | | | |
| Medicare | 262 | 18.0 | 15.0 | 15.8 |
| Medicaid | 300 | 20.6 | 21.0 | 19.9 |
| Other government | 35 | 2.4 | 3.0 | 2.7 |
| Blue Cross/Blue Shield | 177 | 12.1 | 11.2 | 10.3 |
| Other commercial | 145 | 9.9 | 11.4 | 8.9 |
| Managed care | 346 | 23.7 | 20.3 | 24.0 |
| Self pay | 92 | 6.3 | 13.1 | 7.9 |
| Industrial/Worker's Comp | 35 | 2.4 | 2.3 | 1.7 |
| Charity | 45 | 3.1 | 1.2 | 5.2 |
| Children's Health Insurance Plan | 14 | 1.0 | 1.2 | 0.6 |
| Not reported | 7 | 0.5 | 0.2 | 2.8 |
| LOCAL HEALTH DISTRICT | | | | |
| Bear River | 7 | 0.5 | 6.8 | 5.0 |
| Central Utah | 1,154 | 79.1 | 29.5 | 3.5 |
| Davis County | 4 | 0.3 | 0.5 | 8.3 |
| Salt Lake County | 52 | 3.6 | 2.3 | 36.7 |
| Southeastern Utah | 1 | 0.1 | 5.5 | 2.6 |
| Southwest Utah | 52 | 3.6 | 7.6 | 7.2 |
| Summit County | . | . | 1.0 | 0.6 |
| Tooele County | 5 | 0.3 | 14.7 | 2.0 |
| TriCounty | 4 | 0.3 | 17.2 | 3.5 |
| Utah County | 55 | 3.8 | 1.7 | 14.9 |
| Wasatch County | 2 | 0.1 | 5.2 | 0.7 |
| Weber/Morgan | 12 | 0.8 | 0.4 | 10.3 |
| Unknown Utah | . | . | 0.0 | 0.0 |
| Outside Utah | 106 | 7.3 | 7.5 | 4.5 |
| Unknown | 4 | 0.3 | 0.3 | 0.2 |

* All general acute care hospitals only.

Table 6
ED Encounters - Patient Profile
January 1 to December 31, 2009

GARFIELD MEMORIAL HOSPITAL # OF ENCOUNTERS: 2,112
PEER GROUP: Acute, rural, low CMI (n=16) COUNTY: Garfield
AFFILIATION: Intermountain Healthcare E.R. BEDS: 2

| Patient Profile | Encounters | | | |
|----------------------------------|------------|------------|--------|----------|
| | Hospital # | Hospital % | Peer % | State* % |
| GENDER | | | | |
| Female | 1,059 | 50.1 | 53.4 | 55.2 |
| Male | 1,053 | 49.9 | 46.6 | 44.8 |
| Unknown | . | . | 0.0 | 0.0 |
| Not reported | . | . | 0.0 | 0.0 |
| AGE | | | | |
| 1-28 days | 3 | 0.1 | 0.3 | 0.2 |
| 29-365 days | 60 | 2.8 | 3.2 | 2.3 |
| 1-4 years | 187 | 8.9 | 9.6 | 6.8 |
| 5-9 | 132 | 6.3 | 6.0 | 4.0 |
| 10-14 | 142 | 6.7 | 5.6 | 3.7 |
| 15-17 | 109 | 5.2 | 5.0 | 3.7 |
| 18-19 | 57 | 2.7 | 3.5 | 3.6 |
| 20-24 | 97 | 4.6 | 8.1 | 10.3 |
| 25-29 | 108 | 5.1 | 8.5 | 10.5 |
| 30-34 | 112 | 5.3 | 7.6 | 8.7 |
| 35-39 | 106 | 5.0 | 5.9 | 6.9 |
| 40-44 | 78 | 3.7 | 4.9 | 5.8 |
| 45-49 | 130 | 6.2 | 5.4 | 6.0 |
| 50-54 | 123 | 5.8 | 5.2 | 5.4 |
| 55-59 | 130 | 6.2 | 4.2 | 4.4 |
| 60-64 | 112 | 5.3 | 3.4 | 3.5 |
| 65-69 | 117 | 5.5 | 3.4 | 3.2 |
| 70-74 | 93 | 4.4 | 2.9 | 2.9 |
| 75-79 | 80 | 3.8 | 2.7 | 2.7 |
| 80-84 | 76 | 3.6 | 2.3 | 2.6 |
| 85-89 | 39 | 1.8 | 1.5 | 1.8 |
| 90 + | 21 | 1.0 | 0.9 | 0.9 |
| Unknown | . | . | 0.0 | 0.0 |
| DISCHARGE STATUS | | | | |
| Home self care | 1,995 | 94.5 | 94.5 | 94.2 |
| Another hospital | 61 | 2.9 | 3.2 | 1.2 |
| Skilled nursing facility | . | . | 0.3 | 1.4 |
| Intermediate care | 5 | 0.2 | 0.2 | 0.1 |
| Another type of institution | 17 | 0.8 | 0.6 | 1.0 |
| Under care of home service | 27 | 1.3 | 0.3 | 1.0 |
| Left against medical advice | 2 | 0.1 | 0.3 | 0.5 |
| Under care of a home iv provider | . | . | . | 0.0 |
| Expired | 5 | 0.2 | 0.2 | 0.4 |
| Not reported | . | . | 0.2 | 0.3 |
| PRIMARY PAYER | | | | |
| Medicare | 406 | 19.2 | 15.0 | 15.8 |
| Medicaid | 332 | 15.7 | 21.0 | 19.9 |
| Other government | 19 | 0.9 | 3.0 | 2.7 |
| Blue Cross/Blue Shield | 239 | 11.3 | 11.2 | 10.3 |
| Other commercial | 246 | 11.6 | 11.4 | 8.9 |
| Managed care | 482 | 22.8 | 20.3 | 24.0 |
| Self pay | 230 | 10.9 | 13.1 | 7.9 |
| Industrial/Worker's Comp | 55 | 2.6 | 2.3 | 1.7 |
| Charity | 81 | 3.8 | 1.2 | 5.2 |
| Children's Health Insurance Plan | 21 | 1.0 | 1.2 | 0.6 |
| Not reported | 1 | 0.0 | 0.2 | 2.8 |
| LOCAL HEALTH DISTRICT | | | | |
| Bear River | 3 | 0.1 | 6.8 | 5.0 |
| Central Utah | 189 | 8.9 | 29.5 | 3.5 |
| Davis County | 11 | 0.5 | 0.5 | 8.3 |
| Salt Lake County | 51 | 2.4 | 2.3 | 36.7 |
| Southeastern Utah | 5 | 0.2 | 5.5 | 2.6 |
| Southwest Utah | 1,237 | 58.6 | 7.6 | 7.2 |
| Summit County | 2 | 0.1 | 1.0 | 0.6 |
| Tooele County | 2 | 0.1 | 14.7 | 2.0 |
| TriCounty | 4 | 0.2 | 17.2 | 3.5 |
| Utah County | 26 | 1.2 | 1.7 | 14.9 |
| Wasatch County | 1 | 0.0 | 5.2 | 0.7 |
| Weber/Morgan | 8 | 0.4 | 0.4 | 10.3 |
| Unknown Utah | . | . | 0.0 | 0.0 |
| Outside Utah | 464 | 22.0 | 7.5 | 4.5 |
| Unknown | 109 | 5.2 | 0.3 | 0.2 |

* All general acute care hospitals only.

Table 6
ED Encounters - Patient Profile
January 1 to December 31, 2009

GUNNISON VALLEY HOSPITAL (CAH) # OF ENCOUNTERS: 4,590
PEER GROUP: Acute, rural, low CMI (n=16) COUNTY: Sanpete
AFFILIATION: Freestanding E.R. BEDS: 3

| Patient Profile | Encounters | | | |
|----------------------------------|------------|------------|--------|----------|
| | Hospital # | Hospital % | Peer % | State* % |
| GENDER | | | | |
| Female | 2,556 | 55.7 | 53.4 | 55.2 |
| Male | 2,034 | 44.3 | 46.6 | 44.8 |
| Unknown | . | . | 0.0 | 0.0 |
| Not reported | . | . | 0.0 | 0.0 |
| AGE | | | | |
| 1-28 days | 36 | 0.8 | 0.3 | 0.2 |
| 29-365 days | 185 | 4.0 | 3.2 | 2.3 |
| 1-4 years | 589 | 12.8 | 9.6 | 6.8 |
| 5-9 | 342 | 7.5 | 6.0 | 4.0 |
| 10-14 | 273 | 5.9 | 5.6 | 3.7 |
| 15-17 | 237 | 5.2 | 5.0 | 3.7 |
| 18-19 | 165 | 3.6 | 3.5 | 3.6 |
| 20-24 | 360 | 7.8 | 8.1 | 10.3 |
| 25-29 | 378 | 8.2 | 8.5 | 10.5 |
| 30-34 | 324 | 7.1 | 7.6 | 8.7 |
| 35-39 | 205 | 4.5 | 5.9 | 6.9 |
| 40-44 | 176 | 3.8 | 4.9 | 5.8 |
| 45-49 | 200 | 4.4 | 5.4 | 6.0 |
| 50-54 | 240 | 5.2 | 5.2 | 5.4 |
| 55-59 | 139 | 3.0 | 4.2 | 4.4 |
| 60-64 | 118 | 2.6 | 3.4 | 3.5 |
| 65-69 | 132 | 2.9 | 3.4 | 3.2 |
| 70-74 | 147 | 3.2 | 2.9 | 2.9 |
| 75-79 | 120 | 2.6 | 2.7 | 2.7 |
| 80-84 | 118 | 2.6 | 2.3 | 2.6 |
| 85-89 | 71 | 1.5 | 1.5 | 1.8 |
| 90 + | 35 | 0.8 | 0.9 | 0.9 |
| Unknown | . | . | 0.0 | 0.0 |
| DISCHARGE STATUS | | | | |
| Home self care | 4,523 | 98.5 | 94.5 | 94.2 |
| Another hospital | 21 | 0.5 | 3.2 | 1.2 |
| Skilled nursing facility | 8 | 0.2 | 0.3 | 1.4 |
| Intermediate care | 13 | 0.3 | 0.2 | 0.1 |
| Another type of institution | 20 | 0.4 | 0.6 | 1.0 |
| Under care of home service | 1 | 0.0 | 0.3 | 1.0 |
| Left against medical advice | . | . | 0.3 | 0.5 |
| Under care of a home iv provider | . | . | . | 0.0 |
| Expired | 4 | 0.1 | 0.2 | 0.4 |
| Not reported | . | . | 0.2 | 0.3 |
| PRIMARY PAYER | | | | |
| Medicare | 626 | 13.6 | 15.0 | 15.8 |
| Medicaid | 1,068 | 23.3 | 21.0 | 19.9 |
| Other government | 85 | 1.9 | 3.0 | 2.7 |
| Blue Cross/Blue Shield | 309 | 6.7 | 11.2 | 10.3 |
| Other commercial | 472 | 10.3 | 11.4 | 8.9 |
| Managed care | 1,220 | 26.6 | 20.3 | 24.0 |
| Self pay | 618 | 13.5 | 13.1 | 7.9 |
| Industrial/Worker's Comp | 67 | 1.5 | 2.3 | 1.7 |
| Charity | . | . | 1.2 | 5.2 |
| Children's Health Insurance Plan | 125 | 2.7 | 1.2 | 0.6 |
| Not reported | . | . | 0.2 | 2.8 |
| LOCAL HEALTH DISTRICT | | | | |
| Bear River | 4 | 0.1 | 6.8 | 5.0 |
| Central Utah | 4,290 | 93.5 | 29.5 | 3.5 |
| Davis County | 8 | 0.2 | 0.5 | 8.3 |
| Salt Lake County | 78 | 1.7 | 2.3 | 36.7 |
| Southeastern Utah | 36 | 0.8 | 5.5 | 2.6 |
| Southwest Utah | 35 | 0.8 | 7.6 | 7.2 |
| Summit County | 2 | 0.0 | 1.0 | 0.6 |
| Tooele County | 4 | 0.1 | 14.7 | 2.0 |
| TriCounty | 4 | 0.1 | 17.2 | 3.5 |
| Utah County | 51 | 1.1 | 1.7 | 14.9 |
| Wasatch County | 1 | 0.0 | 5.2 | 0.7 |
| Weber/Morgan | 6 | 0.1 | 0.4 | 10.3 |
| Unknown Utah | . | . | 0.0 | 0.0 |
| Outside Utah | 71 | 1.5 | 7.5 | 4.5 |
| Unknown | . | . | 0.3 | 0.2 |

* All general acute care hospitals only.

Table 6
ED Encounters - Patient Profile
January 1 to December 31, 2009

HEBER VALLEY MEDICAL CENTER (CAH) # OF ENCOUNTERS: 5,930
 PEER GROUP: Acute, rural, low CMI (n=16) COUNTY: Wasatch
 AFFILIATION: Intermountain Healthcare E.R. BEDS: 5

| Patient Profile | Encounters | | | |
|----------------------------------|---------------|---------------|-----------|-------------|
| | Hospital # | Hospital % | Peer % | State* % |
| GENDER | | | | |
| Female | 3,104 | 52.3 | 53.4 | 55.2 |
| Male | 2,826 | 47.7 | 46.6 | 44.8 |
| Unknown | . | . | 0.0 | 0.0 |
| Not reported | . | . | 0.0 | 0.0 |
| AGE | | | | |
| 1-28 days | 16 | 0.3 | 0.3 | 0.2 |
| 29-365 days | 181 | 3.1 | 3.2 | 2.3 |
| 1-4 years | 578 | 9.7 | 9.6 | 6.8 |
| 5-9 | 378 | 6.4 | 6.0 | 4.0 |
| 10-14 | 371 | 6.3 | 5.6 | 3.7 |
| 15-17 | 299 | 5.0 | 5.0 | 3.7 |
| 18-19 | 176 | 3.0 | 3.5 | 3.6 |
| 20-24 | 437 | 7.4 | 8.1 | 10.3 |
| 25-29 | 479 | 8.1 | 8.5 | 10.5 |
| 30-34 | 428 | 7.2 | 7.6 | 8.7 |
| 35-39 | 427 | 7.2 | 5.9 | 6.9 |
| 40-44 | 327 | 5.5 | 4.9 | 5.8 |
| 45-49 | 329 | 5.5 | 5.4 | 6.0 |
| 50-54 | 326 | 5.5 | 5.2 | 5.4 |
| 55-59 | 235 | 4.0 | 4.2 | 4.4 |
| 60-64 | 210 | 3.5 | 3.4 | 3.5 |
| 65-69 | 168 | 2.8 | 3.4 | 3.2 |
| 70-74 | 154 | 2.6 | 2.9 | 2.9 |
| 75-79 | 149 | 2.5 | 2.7 | 2.7 |
| 80-84 | 129 | 2.2 | 2.3 | 2.6 |
| 85-89 | 69 | 1.2 | 1.5 | 1.8 |
| 90 + | 64 | 1.1 | 0.9 | 0.9 |
| Unknown | . | . | 0.0 | 0.0 |
| DISCHARGE STATUS | | | | |
| Home self care | 5,732 | 96.7 | 94.5 | 94.2 |
| Another hospital | 120 | 2.0 | 3.2 | 1.2 |
| Skilled nursing facility | 8 | 0.1 | 0.3 | 1.4 |
| Intermediate care | 3 | 0.1 | 0.2 | 0.1 |
| Another type of institution | 25 | 0.4 | 0.6 | 1.0 |
| Under care of home service | 11 | 0.2 | 0.3 | 1.0 |
| Left against medical advice | 14 | 0.2 | 0.3 | 0.5 |
| Under care of a home iv provider | . | . | . | 0.0 |
| Expired | 9 | 0.2 | 0.2 | 0.4 |
| Not reported | 8 | 0.1 | 0.2 | 0.3 |
| PRIMARY PAYER | | | | |
| Medicare | 817 | 13.8 | 15.0 | 15.8 |
| Medicaid | 930 | 15.7 | 21.0 | 19.9 |
| Other government | 84 | 1.4 | 3.0 | 2.7 |
| Blue Cross/Blue Shield | 670 | 11.3 | 11.2 | 10.3 |
| Other commercial | 469 | 7.9 | 11.4 | 8.9 |
| Managed care | 1,833 | 30.9 | 20.3 | 24.0 |
| Self pay | 604 | 10.2 | 13.1 | 7.9 |
| Industrial/Worker's Comp | 134 | 2.3 | 2.3 | 1.7 |
| Charity | 282 | 4.8 | 1.2 | 5.2 |
| Children's Health Insurance Plan | 100 | 1.7 | 1.2 | 0.6 |
| Not reported | 7 | 0.1 | 0.2 | 2.8 |
| LOCAL HEALTH DISTRICT | | | | |
| Bear River | 21 | 0.4 | 6.8 | 5.0 |
| Central Utah | 15 | 0.3 | 29.5 | 3.5 |
| Davis County | 62 | 1.0 | 0.5 | 8.3 |
| Salt Lake County | 344 | 5.8 | 2.3 | 36.7 |
| Southeastern Utah | 8 | 0.1 | 5.5 | 2.6 |
| Southwest Utah | 27 | 0.5 | 7.6 | 7.2 |
| Summit County | 724 | 12.2 | 1.0 | 0.6 |
| Tooele County | 16 | 0.3 | 14.7 | 2.0 |
| TriCounty | 164 | 2.8 | 17.2 | 3.5 |
| Utah County | 231 | 3.9 | 1.7 | 14.9 |
| Wasatch County | 3,928 | 66.2 | 5.2 | 0.7 |
| Weber/Morgan | 42 | 0.7 | 0.4 | 10.3 |
| Unknown Utah | 4 | 0.1 | 0.0 | 0.0 |
| Outside Utah | 322 | 5.4 | 7.5 | 4.5 |
| Unknown | 22 | 0.4 | 0.3 | 0.2 |

* All general acute care hospitals only.

Table 6
ED Encounters - Patient Profile
January 1 to December 31, 2009

INTERMOUNTAIN MEDICAL CENTER # OF ENCOUNTERS: 82,150
PEER GROUP: Acute, urban, high CMI (n=3) COUNTY: Salt Lake
AFFILIATION: Intermountain Healthcare E.R. BEDS: 54

| Patient Profile | Encounters | | | |
|----------------------------------|---------------|---------------|-----------|-------------|
| | Hospital # | Hospital % | Peer % | State* % |
| GENDER | | | | |
| Female | 46,731 | 56.9 | 55.8 | 55.2 |
| Male | 35,419 | 43.1 | 44.2 | 44.8 |
| Unknown | . | . | . | 0.0 |
| Not reported | . | . | . | 0.0 |
| AGE | | | | |
| 1-28 days | 67 | 0.1 | 0.1 | 0.2 |
| 29-365 days | 1,220 | 1.5 | 1.1 | 2.3 |
| 1-4 years | 3,400 | 4.1 | 3.0 | 6.8 |
| 5-9 | 1,941 | 2.4 | 1.8 | 4.0 |
| 10-14 | 2,012 | 2.4 | 1.9 | 3.7 |
| 15-17 | 2,400 | 2.9 | 2.7 | 3.7 |
| 18-19 | 2,658 | 3.2 | 3.5 | 3.6 |
| 20-24 | 9,000 | 11.0 | 11.6 | 10.3 |
| 25-29 | 9,369 | 11.4 | 12.2 | 10.5 |
| 30-34 | 7,632 | 9.3 | 9.9 | 8.7 |
| 35-39 | 6,301 | 7.7 | 8.1 | 6.9 |
| 40-44 | 5,401 | 6.6 | 6.9 | 5.8 |
| 45-49 | 5,780 | 7.0 | 7.4 | 6.0 |
| 50-54 | 5,319 | 6.5 | 6.7 | 5.4 |
| 55-59 | 4,464 | 5.4 | 5.5 | 4.4 |
| 60-64 | 3,307 | 4.0 | 4.1 | 3.5 |
| 65-69 | 2,969 | 3.6 | 3.5 | 3.2 |
| 70-74 | 2,499 | 3.0 | 2.9 | 2.9 |
| 75-79 | 2,320 | 2.8 | 2.6 | 2.7 |
| 80-84 | 2,043 | 2.5 | 2.3 | 2.6 |
| 85-89 | 1,391 | 1.7 | 1.6 | 1.8 |
| 90 + | 657 | 0.8 | 0.7 | 0.9 |
| Unknown | . | . | . | 0.0 |
| DISCHARGE STATUS | | | | |
| Home self care | 76,725 | 93.4 | 93.4 | 94.2 |
| Another hospital | 402 | 0.5 | 0.4 | 1.2 |
| Skilled nursing facility | 1,392 | 1.7 | 1.9 | 1.4 |
| Intermediate care | 14 | 0.0 | 0.0 | 0.1 |
| Another type of institution | 1,263 | 1.5 | 1.5 | 1.0 |
| Under care of home service | 1,554 | 1.9 | 1.8 | 1.0 |
| Left against medical advice | 344 | 0.4 | 0.4 | 0.5 |
| Under care of a home iv provider | 3 | 0.0 | 0.0 | 0.0 |
| Expired | 388 | 0.5 | 0.5 | 0.4 |
| Not reported | 65 | 0.1 | 0.1 | 0.3 |
| PRIMARY PAYER | | | | |
| Medicare | 12,931 | 15.7 | 15.9 | 15.8 |
| Medicaid | 12,933 | 15.7 | 16.7 | 19.9 |
| Other government | 1,011 | 1.2 | 1.5 | 2.7 |
| Blue Cross/Blue Shield | 4,441 | 5.4 | 8.6 | 10.3 |
| Other commercial | 6,748 | 8.2 | 8.5 | 8.9 |
| Managed care | 27,421 | 33.4 | 27.8 | 24.0 |
| Self pay | 5,725 | 7.0 | 11.1 | 7.9 |
| Industrial/Worker's Comp | 1,343 | 1.6 | 1.9 | 1.7 |
| Charity | 8,812 | 10.7 | 7.3 | 5.2 |
| Children's Health Insurance Plan | 259 | 0.3 | 0.2 | 0.6 |
| Not reported | 526 | 0.6 | 0.5 | 2.8 |
| LOCAL HEALTH DISTRICT | | | | |
| Bear River | 181 | 0.2 | 0.3 | 5.0 |
| Central Utah | 164 | 0.2 | 0.2 | 3.5 |
| Davis County | 1,696 | 2.1 | 3.3 | 8.3 |
| Salt Lake County | 74,021 | 90.1 | 84.4 | 36.7 |
| Southeastern Utah | 107 | 0.1 | 0.2 | 2.6 |
| Southwest Utah | 257 | 0.3 | 0.3 | 7.2 |
| Summit County | 677 | 0.8 | 1.4 | 0.6 |
| Tooele County | 774 | 0.9 | 1.3 | 2.0 |
| TriCounty | 148 | 0.2 | 0.4 | 3.5 |
| Utah County | 1,373 | 1.7 | 1.8 | 14.9 |
| Wasatch County | 124 | 0.2 | 0.2 | 0.7 |
| Weber/Morgan | 329 | 0.4 | 0.8 | 10.3 |
| Unknown Utah | 9 | 0.0 | 0.0 | 0.0 |
| Outside Utah | 2,154 | 2.6 | 5.1 | 4.5 |
| Unknown | 136 | 0.2 | 0.1 | 0.2 |

* All general acute care hospitals only.

Table 6
ED Encounters - Patient Profile
January 1 to December 31, 2009

JORDAN VALLEY MEDICAL CENTER # OF ENCOUNTERS: 33,506
PEER GROUP: Acute, urban, low CMI (n=5) COUNTY: Salt Lake
AFFILIATION: IASIS Healthcare E.R. BEDS: 10

| Patient Profile | Encounters | | | |
|----------------------------------|---------------|---------------|-----------|-------------|
| | Hospital # | Hospital % | Peer % | State* % |
| GENDER | | | | |
| Female | 19,124 | 57.1 | 56.2 | 55.2 |
| Male | 14,382 | 42.9 | 43.8 | 44.8 |
| Unknown | . | . | . | 0.0 |
| Not reported | . | . | . | 0.0 |
| AGE | | | | |
| 1-28 days | 95 | 0.3 | 0.2 | 0.2 |
| 29-365 days | 1,111 | 3.3 | 2.6 | 2.3 |
| 1-4 years | 2,951 | 8.8 | 8.3 | 6.8 |
| 5-9 | 1,677 | 5.0 | 4.9 | 4.0 |
| 10-14 | 1,489 | 4.4 | 4.7 | 3.7 |
| 15-17 | 1,477 | 4.4 | 4.2 | 3.7 |
| 18-19 | 1,192 | 3.6 | 3.5 | 3.6 |
| 20-24 | 3,504 | 10.5 | 10.1 | 10.3 |
| 25-29 | 3,740 | 11.2 | 10.9 | 10.5 |
| 30-34 | 3,360 | 10.0 | 9.7 | 8.7 |
| 35-39 | 2,698 | 8.1 | 7.6 | 6.9 |
| 40-44 | 1,929 | 5.8 | 5.8 | 5.8 |
| 45-49 | 1,822 | 5.4 | 5.3 | 6.0 |
| 50-54 | 1,478 | 4.4 | 4.5 | 5.4 |
| 55-59 | 1,168 | 3.5 | 3.7 | 4.4 |
| 60-64 | 838 | 2.5 | 2.8 | 3.5 |
| 65-69 | 857 | 2.6 | 2.8 | 3.2 |
| 70-74 | 559 | 1.7 | 2.2 | 2.9 |
| 75-79 | 500 | 1.5 | 2.1 | 2.7 |
| 80-84 | 491 | 1.5 | 2.0 | 2.6 |
| 85-89 | 404 | 1.2 | 1.5 | 1.8 |
| 90 + | 166 | 0.5 | 0.7 | 0.9 |
| Unknown | . | . | . | 0.0 |
| DISCHARGE STATUS | | | | |
| Home self care | 31,514 | 94.1 | 95.0 | 94.2 |
| Another hospital | 267 | 0.8 | 1.6 | 1.2 |
| Skilled nursing facility | 339 | 1.0 | 0.9 | 1.4 |
| Intermediate care | 4 | 0.0 | 0.1 | 0.1 |
| Another type of institution | 366 | 1.1 | 0.8 | 1.0 |
| Under care of home service | 277 | 0.8 | 0.6 | 1.0 |
| Left against medical advice | 111 | 0.3 | 0.3 | 0.5 |
| Under care of a home iv provider | . | . | . | 0.0 |
| Expired | 120 | 0.4 | 0.3 | 0.4 |
| Not reported | 508 | 1.5 | 0.5 | 0.3 |
| PRIMARY PAYER | | | | |
| Medicare | 3,490 | 10.4 | 12.3 | 15.8 |
| Medicaid | 7,076 | 21.1 | 18.1 | 19.9 |
| Other government | 757 | 2.3 | 2.2 | 2.7 |
| Blue Cross/Blue Shield | 5,487 | 16.4 | 11.3 | 10.3 |
| Other commercial | 4,195 | 12.5 | 9.0 | 8.9 |
| Managed care | 6,795 | 20.3 | 30.5 | 24.0 |
| Self pay | 249 | 0.7 | 6.1 | 7.9 |
| Industrial/Worker's Comp | 238 | 0.7 | 1.4 | 1.7 |
| Charity | 91 | 0.3 | 4.0 | 5.2 |
| Children's Health Insurance Plan | 308 | 0.9 | 0.9 | 0.6 |
| Not reported | 4,820 | 14.4 | 4.3 | 2.8 |
| LOCAL HEALTH DISTRICT | | | | |
| Bear River | 26 | 0.1 | 0.1 | 5.0 |
| Central Utah | 34 | 0.1 | 0.3 | 3.5 |
| Davis County | 171 | 0.5 | 0.4 | 8.3 |
| Salt Lake County | 31,409 | 93.7 | 52.7 | 36.7 |
| Southeastern Utah | 35 | 0.1 | 0.2 | 2.6 |
| Southwest Utah | 51 | 0.2 | 0.2 | 7.2 |
| Summit County | 32 | 0.1 | 0.1 | 0.6 |
| Tooele County | 143 | 0.4 | 0.2 | 2.0 |
| TriCounty | 28 | 0.1 | 0.1 | 3.5 |
| Utah County | 705 | 2.1 | 42.5 | 14.9 |
| Wasatch County | 8 | 0.0 | 0.1 | 0.7 |
| Weber/Morgan | 52 | 0.2 | 0.1 | 10.3 |
| Unknown Utah | 1 | 0.0 | 0.0 | 0.0 |
| Outside Utah | 775 | 2.3 | 2.7 | 4.5 |
| Unknown | 36 | 0.1 | 0.2 | 0.2 |

* All general acute care hospitals only.

Table 6
ED Encounters - Patient Profile
January 1 to December 31, 2009

KANE COUNTY HOSPITAL # OF ENCOUNTERS: 2,769
PEER GROUP: Acute, rural, low CMI (n=16) COUNTY: Kane
AFFILIATION: Management E.R. BEDS: 1

| Patient Profile | Encounters | | | |
|----------------------------------|---------------|---------------|-----------|-------------|
| | Hospital # | Hospital % | Peer % | State* % |
| GENDER | | | | |
| Female | 1,459 | 52.7 | 53.4 | 55.2 |
| Male | 1,310 | 47.3 | 46.6 | 44.8 |
| Unknown | . | . | 0.0 | 0.0 |
| Not reported | . | . | 0.0 | 0.0 |
| AGE | | | | |
| 1-28 days | 6 | 0.2 | 0.3 | 0.2 |
| 29-365 days | 38 | 1.4 | 3.2 | 2.3 |
| 1-4 years | 195 | 7.0 | 9.6 | 6.8 |
| 5-9 | 100 | 3.6 | 6.0 | 4.0 |
| 10-14 | 136 | 4.9 | 5.6 | 3.7 |
| 15-17 | 143 | 5.2 | 5.0 | 3.7 |
| 18-19 | 89 | 3.2 | 3.5 | 3.6 |
| 20-24 | 223 | 8.1 | 8.1 | 10.3 |
| 25-29 | 174 | 6.3 | 8.5 | 10.5 |
| 30-34 | 150 | 5.4 | 7.6 | 8.7 |
| 35-39 | 136 | 4.9 | 5.9 | 6.9 |
| 40-44 | 121 | 4.4 | 4.9 | 5.8 |
| 45-49 | 145 | 5.2 | 5.4 | 6.0 |
| 50-54 | 157 | 5.7 | 5.2 | 5.4 |
| 55-59 | 186 | 6.7 | 4.2 | 4.4 |
| 60-64 | 159 | 5.7 | 3.4 | 3.5 |
| 65-69 | 182 | 6.6 | 3.4 | 3.2 |
| 70-74 | 128 | 4.6 | 2.9 | 2.9 |
| 75-79 | 119 | 4.3 | 2.7 | 2.7 |
| 80-84 | 93 | 3.4 | 2.3 | 2.6 |
| 85-89 | 62 | 2.2 | 1.5 | 1.8 |
| 90 + | 27 | 1.0 | 0.9 | 0.9 |
| Unknown | . | . | 0.0 | 0.0 |
| DISCHARGE STATUS | | | | |
| Home self care | 2,536 | 91.6 | 94.5 | 94.2 |
| Another hospital | 187 | 6.8 | 3.2 | 1.2 |
| Skilled nursing facility | . | . | 0.3 | 1.4 |
| Intermediate care | 1 | 0.0 | 0.2 | 0.1 |
| Another type of institution | 6 | 0.2 | 0.6 | 1.0 |
| Under care of home service | 5 | 0.2 | 0.3 | 1.0 |
| Left against medical advice | 11 | 0.4 | 0.3 | 0.5 |
| Under care of a home iv provider | . | . | . | 0.0 |
| Expired | 5 | 0.2 | 0.2 | 0.4 |
| Not reported | 18 | 0.7 | 0.2 | 0.3 |
| PRIMARY PAYER | | | | |
| Medicare | 662 | 23.9 | 15.0 | 15.8 |
| Medicaid | 519 | 18.7 | 21.0 | 19.9 |
| Other government | 50 | 1.8 | 3.0 | 2.7 |
| Blue Cross/Blue Shield | 247 | 8.9 | 11.2 | 10.3 |
| Other commercial | 864 | 31.2 | 11.4 | 8.9 |
| Managed care | . | . | 20.3 | 24.0 |
| Self pay | 328 | 11.8 | 13.1 | 7.9 |
| Industrial/Worker's Comp | 99 | 3.6 | 2.3 | 1.7 |
| Charity | . | . | 1.2 | 5.2 |
| Children's Health Insurance Plan | . | . | 1.2 | 0.6 |
| Not reported | . | . | 0.2 | 2.8 |
| LOCAL HEALTH DISTRICT | | | | |
| Bear River | 6 | 0.2 | 6.8 | 5.0 |
| Central Utah | 13 | 0.5 | 29.5 | 3.5 |
| Davis County | 16 | 0.6 | 0.5 | 8.3 |
| Salt Lake County | 31 | 1.1 | 2.3 | 36.7 |
| Southeastern Utah | . | . | 5.5 | 2.6 |
| Southwest Utah | 1,626 | 58.7 | 7.6 | 7.2 |
| Summit County | 2 | 0.1 | 1.0 | 0.6 |
| Tooele County | 2 | 0.1 | 14.7 | 2.0 |
| TriCounty | . | . | 17.2 | 3.5 |
| Utah County | 14 | 0.5 | 1.7 | 14.9 |
| Wasatch County | 3 | 0.1 | 5.2 | 0.7 |
| Weber/Morgan | 12 | 0.4 | 0.4 | 10.3 |
| Unknown Utah | . | . | 0.0 | 0.0 |
| Outside Utah | 1,044 | 37.7 | 7.5 | 4.5 |
| Unknown | . | . | 0.3 | 0.2 |

* All general acute care hospitals only.

Table 6
ED Encounters - Patient Profile
January 1 to December 31, 2009

LAKEVIEW HOSPITAL # OF ENCOUNTERS: 15,338
PEER GROUP: Acute, urban, lower medium CMI (n=6) COUNTY: Davis
AFFILIATION: Mountainstar Healthcare E.R. BEDS: 11

| Patient Profile | Encounters | | | |
|----------------------------------|------------|------------|--------|----------|
| | Hospital # | Hospital % | Peer % | State* % |
| GENDER | | | | |
| Female | 8,491 | 55.4 | 55.7 | 55.2 |
| Male | 6,847 | 44.6 | 44.3 | 44.8 |
| Unknown | . | . | 0.0 | 0.0 |
| Not reported | . | . | . | 0.0 |
| AGE | | | | |
| 1-28 days | 22 | 0.1 | 0.2 | 0.2 |
| 29-365 days | 203 | 1.3 | 2.3 | 2.3 |
| 1-4 years | 749 | 4.9 | 6.8 | 6.8 |
| 5-9 | 460 | 3.0 | 4.0 | 4.0 |
| 10-14 | 510 | 3.3 | 3.6 | 3.7 |
| 15-17 | 561 | 3.7 | 3.6 | 3.7 |
| 18-19 | 466 | 3.0 | 3.5 | 3.6 |
| 20-24 | 1,369 | 8.9 | 10.2 | 10.3 |
| 25-29 | 1,385 | 9.0 | 11.0 | 10.5 |
| 30-34 | 1,178 | 7.7 | 9.1 | 8.7 |
| 35-39 | 970 | 6.3 | 7.4 | 6.9 |
| 40-44 | 817 | 5.3 | 6.1 | 5.8 |
| 45-49 | 975 | 6.4 | 6.2 | 6.0 |
| 50-54 | 844 | 5.5 | 5.4 | 5.4 |
| 55-59 | 676 | 4.4 | 4.2 | 4.4 |
| 60-64 | 589 | 3.8 | 3.4 | 3.5 |
| 65-69 | 644 | 4.2 | 2.9 | 3.2 |
| 70-74 | 582 | 3.8 | 2.5 | 2.9 |
| 75-79 | 733 | 4.8 | 2.5 | 2.7 |
| 80-84 | 699 | 4.6 | 2.4 | 2.6 |
| 85-89 | 595 | 3.9 | 1.7 | 1.8 |
| 90 + | 311 | 2.0 | 0.9 | 0.9 |
| Unknown | . | . | 0.0 | 0.0 |
| DISCHARGE STATUS | | | | |
| Home self care | 14,051 | 91.6 | 94.3 | 94.2 |
| Another hospital | 229 | 1.5 | 1.1 | 1.2 |
| Skilled nursing facility | 344 | 2.2 | 1.2 | 1.4 |
| Intermediate care | 19 | 0.1 | 0.0 | 0.1 |
| Another type of institution | 345 | 2.2 | 1.1 | 1.0 |
| Under care of home service | 126 | 0.8 | 0.8 | 1.0 |
| Left against medical advice | 116 | 0.8 | 0.5 | 0.5 |
| Under care of a home iv provider | . | . | 0.0 | 0.0 |
| Expired | 93 | 0.6 | 0.4 | 0.4 |
| Not reported | 15 | 0.1 | 0.5 | 0.3 |
| PRIMARY PAYER | | | | |
| Medicare | 3,566 | 23.2 | 14.6 | 15.8 |
| Medicaid | 2,386 | 15.6 | 22.1 | 19.9 |
| Other government | 377 | 2.5 | 4.4 | 2.7 |
| Blue Cross/Blue Shield | 2,030 | 13.2 | 10.2 | 10.3 |
| Other commercial | 1,096 | 7.1 | 7.6 | 8.9 |
| Managed care | 3,829 | 25.0 | 22.0 | 24.0 |
| Self pay | 1,273 | 8.3 | 6.2 | 7.9 |
| Industrial/Worker's Comp | 470 | 3.1 | 1.6 | 1.7 |
| Charity | 289 | 1.9 | 3.4 | 5.2 |
| Children's Health Insurance Plan | . | . | 0.3 | 0.6 |
| Not reported | 22 | 0.1 | 7.6 | 2.8 |
| LOCAL HEALTH DISTRICT | | | | |
| Bear River | 36 | 0.2 | 0.6 | 5.0 |
| Central Utah | 17 | 0.1 | 0.5 | 3.5 |
| Davis County | 13,149 | 85.7 | 31.4 | 8.3 |
| Salt Lake County | 1,094 | 7.1 | 34.4 | 36.7 |
| Southeastern Utah | 9 | 0.1 | 0.1 | 2.6 |
| Southwest Utah | 39 | 0.3 | 0.2 | 7.2 |
| Summit County | 15 | 0.1 | 0.2 | 0.6 |
| Tooele County | 25 | 0.2 | 0.5 | 2.0 |
| TriCounty | 20 | 0.1 | 0.1 | 3.5 |
| Utah County | 100 | 0.7 | 11.2 | 14.9 |
| Wasatch County | 4 | 0.0 | 0.0 | 0.7 |
| Weber/Morgan | 316 | 2.1 | 17.5 | 10.3 |
| Unknown Utah | 6 | 0.0 | 0.0 | 0.0 |
| Outside Utah | 494 | 3.2 | 3.0 | 4.5 |
| Unknown | 14 | 0.1 | 0.3 | 0.2 |

* All general acute care hospitals only.

Table 6
ED Encounters - Patient Profile
January 1 to December 31, 2009

LDS HOSPITAL # OF ENCOUNTERS: 26,120
PEER GROUP: Acute, urban, lower medium CMI (n=6) COUNTY: Salt Lake
AFFILIATION: Intermountain Healthcare E.R. BEDS: 24

| Patient Profile | Encounters | | | |
|----------------------------------|------------|------------|--------|----------|
| | Hospital # | Hospital % | Peer % | State* % |
| GENDER | | | | |
| Female | 14,427 | 55.2 | 55.7 | 55.2 |
| Male | 11,693 | 44.8 | 44.3 | 44.8 |
| Unknown | . | . | 0.0 | 0.0 |
| Not reported | . | . | . | 0.0 |
| AGE | | | | |
| 1-28 days | 18 | 0.1 | 0.2 | 0.2 |
| 29-365 days | 217 | 0.8 | 2.3 | 2.3 |
| 1-4 years | 516 | 2.0 | 6.8 | 6.8 |
| 5-9 | 305 | 1.2 | 4.0 | 4.0 |
| 10-14 | 409 | 1.6 | 3.6 | 3.7 |
| 15-17 | 589 | 2.3 | 3.6 | 3.7 |
| 18-19 | 835 | 3.2 | 3.5 | 3.6 |
| 20-24 | 2,928 | 11.2 | 10.2 | 10.3 |
| 25-29 | 3,269 | 12.5 | 11.0 | 10.5 |
| 30-34 | 2,547 | 9.8 | 9.1 | 8.7 |
| 35-39 | 2,175 | 8.3 | 7.4 | 6.9 |
| 40-44 | 2,023 | 7.7 | 6.1 | 5.8 |
| 45-49 | 2,250 | 8.6 | 6.2 | 6.0 |
| 50-54 | 1,966 | 7.5 | 5.4 | 5.4 |
| 55-59 | 1,467 | 5.6 | 4.2 | 4.4 |
| 60-64 | 1,085 | 4.2 | 3.4 | 3.5 |
| 65-69 | 763 | 2.9 | 2.9 | 3.2 |
| 70-74 | 666 | 2.5 | 2.5 | 2.9 |
| 75-79 | 728 | 2.8 | 2.5 | 2.7 |
| 80-84 | 610 | 2.3 | 2.4 | 2.6 |
| 85-89 | 482 | 1.8 | 1.7 | 1.8 |
| 90 + | 272 | 1.0 | 0.9 | 0.9 |
| Unknown | . | . | 0.0 | 0.0 |
| DISCHARGE STATUS | | | | |
| Home self care | 24,709 | 94.6 | 94.3 | 94.2 |
| Another hospital | 426 | 1.6 | 1.1 | 1.2 |
| Skilled nursing facility | 314 | 1.2 | 1.2 | 1.4 |
| Intermediate care | 9 | 0.0 | 0.0 | 0.1 |
| Another type of institution | 216 | 0.8 | 1.1 | 1.0 |
| Under care of home service | 268 | 1.0 | 0.8 | 1.0 |
| Left against medical advice | 117 | 0.4 | 0.5 | 0.5 |
| Under care of a home iv provider | . | . | 0.0 | 0.0 |
| Expired | 53 | 0.2 | 0.4 | 0.4 |
| Not reported | 8 | 0.0 | 0.5 | 0.3 |
| PRIMARY PAYER | | | | |
| Medicare | 3,814 | 14.6 | 14.6 | 15.8 |
| Medicaid | 3,847 | 14.7 | 22.1 | 19.9 |
| Other government | 206 | 0.8 | 4.4 | 2.7 |
| Blue Cross/Blue Shield | 1,276 | 4.9 | 10.2 | 10.3 |
| Other commercial | 1,649 | 6.3 | 7.6 | 8.9 |
| Managed care | 7,854 | 30.1 | 22.0 | 24.0 |
| Self pay | 3,236 | 12.4 | 6.2 | 7.9 |
| Industrial/Worker's Comp | 491 | 1.9 | 1.6 | 1.7 |
| Charity | 3,496 | 13.4 | 3.4 | 5.2 |
| Children's Health Insurance Plan | 56 | 0.2 | 0.3 | 0.6 |
| Not reported | 195 | 0.7 | 7.6 | 2.8 |
| LOCAL HEALTH DISTRICT | | | | |
| Bear River | 64 | 0.2 | 0.6 | 5.0 |
| Central Utah | 51 | 0.2 | 0.5 | 3.5 |
| Davis County | 3,173 | 12.1 | 31.4 | 8.3 |
| Salt Lake County | 20,550 | 78.7 | 34.4 | 36.7 |
| Southeastern Utah | 18 | 0.1 | 0.1 | 2.6 |
| Southwest Utah | 72 | 0.3 | 0.2 | 7.2 |
| Summit County | 161 | 0.6 | 0.2 | 0.6 |
| Tooele County | 341 | 1.3 | 0.5 | 2.0 |
| TriCounty | 35 | 0.1 | 0.1 | 3.5 |
| Utah County | 367 | 1.4 | 11.2 | 14.9 |
| Wasatch County | 23 | 0.1 | 0.0 | 0.7 |
| Weber/Morgan | 214 | 0.8 | 17.5 | 10.3 |
| Unknown Utah | 2 | 0.0 | 0.0 | 0.0 |
| Outside Utah | 964 | 3.7 | 3.0 | 4.5 |
| Unknown | 85 | 0.3 | 0.3 | 0.2 |

* All general acute care hospitals only.

Table 6
ED Encounters - Patient Profile
January 1 to December 31, 2009

LOGAN REGIONAL HOSPITAL # OF ENCOUNTERS: 23,918
PEER GROUP: Acute, rural, high CMI (n=6) COUNTY: Cache
AFFILIATION: Intermountain Healthcare E.R. BEDS: 16

| Patient Profile | Encounters | | | |
|----------------------------------|------------|------------|--------|----------|
| | Hospital # | Hospital % | Peer % | State* % |
| GENDER | | | | |
| Female | 12,674 | 53.0 | 52.9 | 55.2 |
| Male | 11,244 | 47.0 | 47.1 | 44.8 |
| Unknown | . | . | 0.0 | 0.0 |
| Not reported | . | . | . | 0.0 |
| AGE | | | | |
| 1-28 days | 78 | 0.3 | 0.3 | 0.2 |
| 29-365 days | 777 | 3.2 | 2.9 | 2.3 |
| 1-4 years | 2,327 | 9.7 | 8.6 | 6.8 |
| 5-9 | 1,274 | 5.3 | 5.0 | 4.0 |
| 10-14 | 1,076 | 4.5 | 4.5 | 3.7 |
| 15-17 | 989 | 4.1 | 4.0 | 3.7 |
| 18-19 | 1,049 | 4.4 | 3.7 | 3.6 |
| 20-24 | 2,621 | 11.0 | 9.2 | 10.3 |
| 25-29 | 2,297 | 9.6 | 8.9 | 10.5 |
| 30-34 | 1,756 | 7.3 | 7.0 | 8.7 |
| 35-39 | 1,294 | 5.4 | 5.6 | 6.9 |
| 40-44 | 1,081 | 4.5 | 4.8 | 5.8 |
| 45-49 | 1,155 | 4.8 | 5.2 | 6.0 |
| 50-54 | 1,075 | 4.5 | 4.9 | 5.4 |
| 55-59 | 933 | 3.9 | 4.1 | 4.4 |
| 60-64 | 714 | 3.0 | 3.7 | 3.5 |
| 65-69 | 697 | 2.9 | 3.6 | 3.2 |
| 70-74 | 648 | 2.7 | 3.7 | 2.9 |
| 75-79 | 645 | 2.7 | 3.5 | 2.7 |
| 80-84 | 661 | 2.8 | 3.3 | 2.6 |
| 85-89 | 505 | 2.1 | 2.3 | 1.8 |
| 90 + | 266 | 1.1 | 1.1 | 0.9 |
| Unknown | . | . | 0.0 | 0.0 |
| DISCHARGE STATUS | | | | |
| Home self care | 23,005 | 96.2 | 94.7 | 94.2 |
| Another hospital | 242 | 1.0 | 1.3 | 1.2 |
| Skilled nursing facility | 289 | 1.2 | 1.6 | 1.4 |
| Intermediate care | 4 | 0.0 | 0.0 | 0.1 |
| Another type of institution | 113 | 0.5 | 0.7 | 1.0 |
| Under care of home service | 140 | 0.6 | 0.8 | 1.0 |
| Left against medical advice | 70 | 0.3 | 0.5 | 0.5 |
| Under care of a home iv provider | 2 | 0.0 | 0.0 | 0.0 |
| Expired | 49 | 0.2 | 0.4 | 0.4 |
| Not reported | 4 | 0.0 | 0.0 | 0.3 |
| PRIMARY PAYER | | | | |
| Medicare | 3,703 | 15.5 | 18.8 | 15.8 |
| Medicaid | 4,814 | 20.1 | 19.8 | 19.9 |
| Other government | 511 | 2.1 | 2.0 | 2.7 |
| Blue Cross/Blue Shield | 3,165 | 13.2 | 11.8 | 10.3 |
| Other commercial | 2,680 | 11.2 | 11.1 | 8.9 |
| Managed care | 5,814 | 24.3 | 19.3 | 24.0 |
| Self pay | 1,990 | 8.3 | 8.2 | 7.9 |
| Industrial/Worker's Comp | 466 | 1.9 | 2.1 | 1.7 |
| Charity | 404 | 1.7 | 5.4 | 5.2 |
| Children's Health Insurance Plan | 277 | 1.2 | 1.0 | 0.6 |
| Not reported | 94 | 0.4 | 0.4 | 2.8 |
| LOCAL HEALTH DISTRICT | | | | |
| Bear River | 21,326 | 89.2 | 25.2 | 5.0 |
| Central Utah | 32 | 0.1 | 0.3 | 3.5 |
| Davis County | 194 | 0.8 | 0.5 | 8.3 |
| Salt Lake County | 322 | 1.3 | 1.5 | 36.7 |
| Southeastern Utah | 8 | 0.0 | 11.8 | 2.6 |
| Southwest Utah | 52 | 0.2 | 40.0 | 7.2 |
| Summit County | 12 | 0.1 | 1.1 | 0.6 |
| Tooele County | 24 | 0.1 | 0.1 | 2.0 |
| TriCounty | 12 | 0.1 | 10.1 | 3.5 |
| Utah County | 132 | 0.6 | 0.8 | 14.9 |
| Wasatch County | 13 | 0.1 | 0.1 | 0.7 |
| Weber/Morgan | 182 | 0.8 | 0.7 | 10.3 |
| Unknown Utah | 1 | 0.0 | 0.0 | 0.0 |
| Outside Utah | 1,586 | 6.6 | 7.4 | 4.5 |
| Unknown | 22 | 0.1 | 0.4 | 0.2 |

* All general acute care hospitals only.

Table 6
ED Encounters - Patient Profile
January 1 to December 31, 2009

MCKAY-DEE HOSPITAL CENTER # OF ENCOUNTERS: 60,635
PEER GROUP: Acute, urban, upper medium CMI (n=4) COUNTY: Weber
AFFILIATION: Intermountain Healthcare E.R. BEDS: 23

| Patient Profile | Encounters | | | |
|----------------------------------|------------|------------|--------|----------|
| | Hospital # | Hospital % | Peer % | State* % |
| GENDER | | | | |
| Female | 33,516 | 55.3 | 56.0 | 55.2 |
| Male | 27,119 | 44.7 | 44.0 | 44.8 |
| Unknown | . | . | 0.0 | 0.0 |
| Not reported | . | . | . | 0.0 |
| AGE | | | | |
| 1-28 days | 139 | 0.2 | 0.2 | 0.2 |
| 29-365 days | 1,727 | 2.8 | 2.2 | 2.3 |
| 1-4 years | 4,376 | 7.2 | 5.8 | 6.8 |
| 5-9 | 2,613 | 4.3 | 3.3 | 4.0 |
| 10-14 | 2,421 | 4.0 | 3.1 | 3.7 |
| 15-17 | 2,195 | 3.6 | 3.2 | 3.7 |
| 18-19 | 2,190 | 3.6 | 3.7 | 3.6 |
| 20-24 | 6,361 | 10.5 | 11.3 | 10.3 |
| 25-29 | 5,807 | 9.6 | 10.5 | 10.5 |
| 30-34 | 4,873 | 8.0 | 8.3 | 8.7 |
| 35-39 | 3,765 | 6.2 | 6.6 | 6.9 |
| 40-44 | 3,512 | 5.8 | 5.9 | 5.8 |
| 45-49 | 3,691 | 6.1 | 6.2 | 6.0 |
| 50-54 | 3,490 | 5.8 | 5.7 | 5.4 |
| 55-59 | 2,676 | 4.4 | 4.6 | 4.4 |
| 60-64 | 2,062 | 3.4 | 3.6 | 3.5 |
| 65-69 | 1,918 | 3.2 | 3.2 | 3.2 |
| 70-74 | 1,745 | 2.9 | 3.0 | 2.9 |
| 75-79 | 1,800 | 3.0 | 3.0 | 2.7 |
| 80-84 | 1,529 | 2.5 | 3.0 | 2.6 |
| 85-89 | 1,204 | 2.0 | 2.2 | 1.8 |
| 90 + | 541 | 0.9 | 1.2 | 0.9 |
| Unknown | . | . | . | 0.0 |
| DISCHARGE STATUS | | | | |
| Home self care | 57,308 | 94.5 | 93.4 | 94.2 |
| Another hospital | 251 | 0.4 | 0.4 | 1.2 |
| Skilled nursing facility | 875 | 1.4 | 1.9 | 1.4 |
| Intermediate care | 1 | 0.0 | 0.0 | 0.1 |
| Another type of institution | 687 | 1.1 | 1.3 | 1.0 |
| Under care of home service | 901 | 1.5 | 1.4 | 1.0 |
| Left against medical advice | 315 | 0.5 | 1.0 | 0.5 |
| Under care of a home iv provider | 3 | 0.0 | 0.0 | 0.0 |
| Expired | 276 | 0.5 | 0.5 | 0.4 |
| Not reported | 18 | 0.0 | 0.2 | 0.3 |
| PRIMARY PAYER | | | | |
| Medicare | 10,088 | 16.6 | 17.9 | 15.8 |
| Medicaid | 13,051 | 21.5 | 21.3 | 19.9 |
| Other government | 2,533 | 4.2 | 2.7 | 2.7 |
| Blue Cross/Blue Shield | 4,773 | 7.9 | 9.4 | 10.3 |
| Other commercial | 4,690 | 7.7 | 7.7 | 8.9 |
| Managed care | 13,818 | 22.8 | 23.2 | 24.0 |
| Self pay | 2,290 | 3.8 | 5.7 | 7.9 |
| Industrial/Worker's Comp | 874 | 1.4 | 1.5 | 1.7 |
| Charity | 7,854 | 13.0 | 8.0 | 5.2 |
| Children's Health Insurance Plan | 410 | 0.7 | 0.6 | 0.6 |
| Not reported | 254 | 0.4 | 2.0 | 2.8 |
| LOCAL HEALTH DISTRICT | | | | |
| Bear River | 1,384 | 2.3 | 1.0 | 5.0 |
| Central Utah | 28 | 0.0 | 0.6 | 3.5 |
| Davis County | 9,507 | 15.7 | 6.8 | 8.3 |
| Salt Lake County | 622 | 1.0 | 31.8 | 36.7 |
| Southeastern Utah | 22 | 0.0 | 0.3 | 2.6 |
| Southwest Utah | 70 | 0.1 | 0.2 | 7.2 |
| Summit County | 112 | 0.2 | 0.4 | 0.6 |
| Tooele County | 41 | 0.1 | 0.3 | 2.0 |
| TriCounty | 32 | 0.1 | 0.2 | 3.5 |
| Utah County | 124 | 0.2 | 24.0 | 14.9 |
| Wasatch County | 9 | 0.0 | 0.2 | 0.7 |
| Weber/Morgan | 47,283 | 78.0 | 30.6 | 10.3 |
| Unknown Utah | 5 | 0.0 | 0.0 | 0.0 |
| Outside Utah | 1,325 | 2.2 | 3.4 | 4.5 |
| Unknown | 71 | 0.1 | 0.2 | 0.2 |

* All general acute care hospitals only.

Table 6
ED Encounters - Patient Profile
January 1 to December 31, 2009

MILFORD VALLEY MEMORIAL HOSPITAL-CAH # OF ENCOUNTERS: 225
PEER GROUP: Acute, rural, low CMI (n=16) COUNTY: Beaver
AFFILIATION: Freestanding E.R. BEDS: 1

| Patient Profile | Encounters | | | |
|----------------------------------|------------|------------|--------|----------|
| | Hospital # | Hospital % | Peer % | State* % |
| GENDER | | | | |
| Female | 136 | 60.4 | 53.4 | 55.2 |
| Male | 86 | 38.2 | 46.6 | 44.8 |
| Unknown | . | . | 0.0 | 0.0 |
| Not reported | 3 | 1.3 | 0.0 | 0.0 |
| AGE | | | | |
| 1-28 days | . | . | 0.3 | 0.2 |
| 29-365 days | 5 | 2.2 | 3.2 | 2.3 |
| 1-4 years | 18 | 8.0 | 9.6 | 6.8 |
| 5-9 | 11 | 4.9 | 6.0 | 4.0 |
| 10-14 | 10 | 4.4 | 5.6 | 3.7 |
| 15-17 | 11 | 4.9 | 5.0 | 3.7 |
| 18-19 | 5 | 2.2 | 3.5 | 3.6 |
| 20-24 | 10 | 4.4 | 8.1 | 10.3 |
| 25-29 | 16 | 7.1 | 8.5 | 10.5 |
| 30-34 | 18 | 8.0 | 7.6 | 8.7 |
| 35-39 | 23 | 10.2 | 5.9 | 6.9 |
| 40-44 | 12 | 5.3 | 4.9 | 5.8 |
| 45-49 | 25 | 11.1 | 5.4 | 6.0 |
| 50-54 | 22 | 9.8 | 5.2 | 5.4 |
| 55-59 | 11 | 4.9 | 4.2 | 4.4 |
| 60-64 | 6 | 2.7 | 3.4 | 3.5 |
| 65-69 | 8 | 3.6 | 3.4 | 3.2 |
| 70-74 | 2 | 0.9 | 2.9 | 2.9 |
| 75-79 | 3 | 1.3 | 2.7 | 2.7 |
| 80-84 | 4 | 1.8 | 2.3 | 2.6 |
| 85-89 | 2 | 0.9 | 1.5 | 1.8 |
| 90 + | 3 | 1.3 | 0.9 | 0.9 |
| Unknown | . | . | 0.0 | 0.0 |
| DISCHARGE STATUS | | | | |
| Home self care | 213 | 94.7 | 94.5 | 94.2 |
| Another hospital | 12 | 5.3 | 3.2 | 1.2 |
| Skilled nursing facility | . | . | 0.3 | 1.4 |
| Intermediate care | . | . | 0.2 | 0.1 |
| Another type of institution | . | . | 0.6 | 1.0 |
| Under care of home service | . | . | 0.3 | 1.0 |
| Left against medical advice | . | . | 0.3 | 0.5 |
| Under care of a home iv provider | . | . | . | 0.0 |
| Expired | . | . | 0.2 | 0.4 |
| Not reported | . | . | 0.2 | 0.3 |
| PRIMARY PAYER | | | | |
| Medicare | 27 | 12.0 | 15.0 | 15.8 |
| Medicaid | 21 | 9.3 | 21.0 | 19.9 |
| Other government | 5 | 2.2 | 3.0 | 2.7 |
| Blue Cross/Blue Shield | 41 | 18.2 | 11.2 | 10.3 |
| Other commercial | 44 | 19.6 | 11.4 | 8.9 |
| Managed care | 38 | 16.9 | 20.3 | 24.0 |
| Self pay | 38 | 16.9 | 13.1 | 7.9 |
| Industrial/Worker's Comp | 7 | 3.1 | 2.3 | 1.7 |
| Charity | . | . | 1.2 | 5.2 |
| Children's Health Insurance Plan | 4 | 1.8 | 1.2 | 0.6 |
| Not reported | . | . | 0.2 | 2.8 |
| LOCAL HEALTH DISTRICT | | | | |
| Bear River | . | . | 6.8 | 5.0 |
| Central Utah | 2 | 0.9 | 29.5 | 3.5 |
| Davis County | . | . | 0.5 | 8.3 |
| Salt Lake County | . | . | 2.3 | 36.7 |
| Southeastern Utah | . | . | 5.5 | 2.6 |
| Southwest Utah | 198 | 88.0 | 7.6 | 7.2 |
| Summit County | 1 | 0.4 | 1.0 | 0.6 |
| Tooele County | . | . | 14.7 | 2.0 |
| TriCounty | . | . | 17.2 | 3.5 |
| Utah County | 2 | 0.9 | 1.7 | 14.9 |
| Wasatch County | . | . | 5.2 | 0.7 |
| Weber/Morgan | 1 | 0.4 | 0.4 | 10.3 |
| Unknown Utah | . | . | 0.0 | 0.0 |
| Outside Utah | 18 | 8.0 | 7.5 | 4.5 |
| Unknown | 3 | 1.3 | 0.3 | 0.2 |

* All general acute care hospitals only.

Table 6
ED Encounters - Patient Profile
January 1 to December 31, 2009

MOUNTAIN VIEW HOSPITAL # OF ENCOUNTERS: 16,662
PEER GROUP: Acute, urban, lower medium CMI (n=6) COUNTY: Utah
AFFILIATION: Mountainstar Healthcare E.R. BEDS: 11

| Patient Profile | Encounters | | | |
|----------------------------------|---------------|------|-----------|-------------|
| | Hospital # | % | Peer % | State* % |
| GENDER | | | | |
| Female | 9,312 | 55.9 | 55.7 | 55.2 |
| Male | 7,349 | 44.1 | 44.3 | 44.8 |
| Unknown | 1 | 0.0 | 0.0 | 0.0 |
| Not reported | . | . | . | 0.0 |
| AGE | | | | |
| 1-28 days | 30 | 0.2 | 0.2 | 0.2 |
| 29-365 days | 410 | 2.5 | 2.3 | 2.3 |
| 1-4 years | 1,324 | 7.9 | 6.8 | 6.8 |
| 5-9 | 829 | 5.0 | 4.0 | 4.0 |
| 10-14 | 801 | 4.8 | 3.6 | 3.7 |
| 15-17 | 707 | 4.2 | 3.6 | 3.7 |
| 18-19 | 547 | 3.3 | 3.5 | 3.6 |
| 20-24 | 1,492 | 9.0 | 10.2 | 10.3 |
| 25-29 | 1,773 | 10.6 | 11.0 | 10.5 |
| 30-34 | 1,702 | 10.2 | 9.1 | 8.7 |
| 35-39 | 1,404 | 8.4 | 7.4 | 6.9 |
| 40-44 | 961 | 5.8 | 6.1 | 5.8 |
| 45-49 | 819 | 4.9 | 6.2 | 6.0 |
| 50-54 | 704 | 4.2 | 5.4 | 5.4 |
| 55-59 | 532 | 3.2 | 4.2 | 4.4 |
| 60-64 | 471 | 2.8 | 3.4 | 3.5 |
| 65-69 | 475 | 2.9 | 2.9 | 3.2 |
| 70-74 | 521 | 3.1 | 2.5 | 2.9 |
| 75-79 | 434 | 2.6 | 2.5 | 2.7 |
| 80-84 | 363 | 2.2 | 2.4 | 2.6 |
| 85-89 | 221 | 1.3 | 1.7 | 1.8 |
| 90 + | 142 | 0.9 | 0.9 | 0.9 |
| Unknown | . | . | 0.0 | 0.0 |
| DISCHARGE STATUS | | | | |
| Home self care | 15,886 | 95.3 | 94.3 | 94.2 |
| Another hospital | 173 | 1.0 | 1.1 | 1.2 |
| Skilled nursing facility | 183 | 1.1 | 1.2 | 1.4 |
| Intermediate care | 3 | 0.0 | 0.0 | 0.1 |
| Another type of institution | 197 | 1.2 | 1.1 | 1.0 |
| Under care of home service | 113 | 0.7 | 0.8 | 1.0 |
| Left against medical advice | 42 | 0.3 | 0.5 | 0.5 |
| Under care of a home iv provider | . | . | 0.0 | 0.0 |
| Expired | 52 | 0.3 | 0.4 | 0.4 |
| Not reported | 13 | 0.1 | 0.5 | 0.3 |
| PRIMARY PAYER | | | | |
| Medicare | 2,745 | 16.5 | 14.6 | 15.8 |
| Medicaid | 4,590 | 27.5 | 22.1 | 19.9 |
| Other government | 303 | 1.8 | 4.4 | 2.7 |
| Blue Cross/Blue Shield | 1,714 | 10.3 | 10.2 | 10.3 |
| Other commercial | 1,221 | 7.3 | 7.6 | 8.9 |
| Managed care | 3,672 | 22.0 | 22.0 | 24.0 |
| Self pay | 1,552 | 9.3 | 6.2 | 7.9 |
| Industrial/Worker's Comp | 432 | 2.6 | 1.6 | 1.7 |
| Charity | 432 | 2.6 | 3.4 | 5.2 |
| Children's Health Insurance Plan | . | . | 0.3 | 0.6 |
| Not reported | 1 | 0.0 | 7.6 | 2.8 |
| LOCAL HEALTH DISTRICT | | | | |
| Bear River | 7 | 0.0 | 0.6 | 5.0 |
| Central Utah | 656 | 3.9 | 0.5 | 3.5 |
| Davis County | 22 | 0.1 | 31.4 | 8.3 |
| Salt Lake County | 155 | 0.9 | 34.4 | 36.7 |
| Southeastern Utah | 69 | 0.4 | 0.1 | 2.6 |
| Southwest Utah | 51 | 0.3 | 0.2 | 7.2 |
| Summit County | 1 | 0.0 | 0.2 | 0.6 |
| Tooele County | 17 | 0.1 | 0.5 | 2.0 |
| TriCounty | 17 | 0.1 | 0.1 | 3.5 |
| Utah County | 15,271 | 91.7 | 11.2 | 14.9 |
| Wasatch County | 14 | 0.1 | 0.0 | 0.7 |
| Weber/Morgan | 16 | 0.1 | 17.5 | 10.3 |
| Unknown Utah | 16 | 0.1 | 0.0 | 0.0 |
| Outside Utah | 339 | 2.0 | 3.0 | 4.5 |
| Unknown | 11 | 0.1 | 0.3 | 0.2 |

* All general acute care hospitals only.

Table 6
ED Encounters - Patient Profile
January 1 to December 31, 2009

MOUNTAIN WEST MEDICAL CENTER # OF ENCOUNTERS: 12,304
PEER GROUP: Acute, rural, low CMI (n=16) COUNTY: Tooele
AFFILIATION: Community Health Sys. E.R. BEDS: 8

| Patient Profile | Encounters | | | |
|----------------------------------|---------------|---------------|-----------|-------------|
| | Hospital # | Hospital % | Peer % | State* % |
| GENDER | | | | |
| Female | 6,932 | 56.3 | 53.4 | 55.2 |
| Male | 5,368 | 43.6 | 46.6 | 44.8 |
| Unknown | 4 | 0.0 | 0.0 | 0.0 |
| Not reported | . | . | 0.0 | 0.0 |
| AGE | | | | |
| 1-28 days | 36 | 0.3 | 0.3 | 0.2 |
| 29-365 days | 293 | 2.4 | 3.2 | 2.3 |
| 1-4 years | 1,013 | 8.2 | 9.6 | 6.8 |
| 5-9 | 683 | 5.6 | 6.0 | 4.0 |
| 10-14 | 578 | 4.7 | 5.6 | 3.7 |
| 15-17 | 508 | 4.1 | 5.0 | 3.7 |
| 18-19 | 493 | 4.0 | 3.5 | 3.6 |
| 20-24 | 1,177 | 9.6 | 8.1 | 10.3 |
| 25-29 | 1,317 | 10.7 | 8.5 | 10.5 |
| 30-34 | 1,190 | 9.7 | 7.6 | 8.7 |
| 35-39 | 867 | 7.0 | 5.9 | 6.9 |
| 40-44 | 737 | 6.0 | 4.9 | 5.8 |
| 45-49 | 705 | 5.7 | 5.4 | 6.0 |
| 50-54 | 595 | 4.8 | 5.2 | 5.4 |
| 55-59 | 472 | 3.8 | 4.2 | 4.4 |
| 60-64 | 356 | 2.9 | 3.4 | 3.5 |
| 65-69 | 319 | 2.6 | 3.4 | 3.2 |
| 70-74 | 276 | 2.2 | 2.9 | 2.9 |
| 75-79 | 214 | 1.7 | 2.7 | 2.7 |
| 80-84 | 223 | 1.8 | 2.3 | 2.6 |
| 85-89 | 176 | 1.4 | 1.5 | 1.8 |
| 90 + | 76 | 0.6 | 0.9 | 0.9 |
| Unknown | . | . | 0.0 | 0.0 |
| DISCHARGE STATUS | | | | |
| Home self care | 11,443 | 93.0 | 94.5 | 94.2 |
| Another hospital | 416 | 3.4 | 3.2 | 1.2 |
| Skilled nursing facility | 55 | 0.4 | 0.3 | 1.4 |
| Intermediate care | 3 | 0.0 | 0.2 | 0.1 |
| Another type of institution | 164 | 1.3 | 0.6 | 1.0 |
| Under care of home service | 77 | 0.6 | 0.3 | 1.0 |
| Left against medical advice | 104 | 0.8 | 0.3 | 0.5 |
| Under care of a home iv provider | . | . | . | 0.0 |
| Expired | 34 | 0.3 | 0.2 | 0.4 |
| Not reported | 8 | 0.1 | 0.2 | 0.3 |
| PRIMARY PAYER | | | | |
| Medicare | 1,458 | 11.8 | 15.0 | 15.8 |
| Medicaid | 2,464 | 20.0 | 21.0 | 19.9 |
| Other government | 409 | 3.3 | 3.0 | 2.7 |
| Blue Cross/Blue Shield | 1,731 | 14.1 | 11.2 | 10.3 |
| Other commercial | 1,168 | 9.5 | 11.4 | 8.9 |
| Managed care | 2,490 | 20.2 | 20.3 | 24.0 |
| Self pay | 2,357 | 19.2 | 13.1 | 7.9 |
| Industrial/Worker's Comp | 222 | 1.8 | 2.3 | 1.7 |
| Charity | 3 | 0.0 | 1.2 | 5.2 |
| Children's Health Insurance Plan | . | . | 1.2 | 0.6 |
| Not reported | 2 | 0.0 | 0.2 | 2.8 |
| LOCAL HEALTH DISTRICT | | | | |
| Bear River | 25 | 0.2 | 6.8 | 5.0 |
| Central Utah | 24 | 0.2 | 29.5 | 3.5 |
| Davis County | 41 | 0.3 | 0.5 | 8.3 |
| Salt Lake County | 370 | 3.0 | 2.3 | 36.7 |
| Southeastern Utah | 5 | 0.0 | 5.5 | 2.6 |
| Southwest Utah | 24 | 0.2 | 7.6 | 7.2 |
| Summit County | 5 | 0.0 | 1.0 | 0.6 |
| Tooele County | 11,115 | 90.3 | 14.7 | 2.0 |
| TriCounty | 15 | 0.1 | 17.2 | 3.5 |
| Utah County | 70 | 0.6 | 1.7 | 14.9 |
| Wasatch County | 1 | 0.0 | 5.2 | 0.7 |
| Weber/Morgan | 17 | 0.1 | 0.4 | 10.3 |
| Unknown Utah | . | . | 0.0 | 0.0 |
| Outside Utah | 583 | 4.7 | 7.5 | 4.5 |
| Unknown | 9 | 0.1 | 0.3 | 0.2 |

* All general acute care hospitals only.

Table 6
ED Encounters - Patient Profile
January 1 to December 31, 2009

OGDEN REGIONAL MEDICAL CENTER # OF ENCOUNTERS: 25,373
PEER GROUP: Acute, urban, lower medium CMI (n=6) COUNTY: Weber
AFFILIATION: Mountainstar Healthcare E.R. BEDS: 17

| Patient Profile | Encounters | | | |
|----------------------------------|---------------|---------------|-----------|-------------|
| | Hospital # | Hospital % | Peer % | State* % |
| GENDER | | | | |
| Female | 14,276 | 56.3 | 55.7 | 55.2 |
| Male | 11,094 | 43.7 | 44.3 | 44.8 |
| Unknown | 3 | 0.0 | 0.0 | 0.0 |
| Not reported | . | . | . | 0.0 |
| AGE | | | | |
| 1-28 days | 75 | 0.3 | 0.2 | 0.2 |
| 29-365 days | 893 | 3.5 | 2.3 | 2.3 |
| 1-4 years | 2,050 | 8.1 | 6.8 | 6.8 |
| 5-9 | 1,103 | 4.3 | 4.0 | 4.0 |
| 10-14 | 943 | 3.7 | 3.6 | 3.7 |
| 15-17 | 848 | 3.3 | 3.6 | 3.7 |
| 18-19 | 773 | 3.0 | 3.5 | 3.6 |
| 20-24 | 2,444 | 9.6 | 10.2 | 10.3 |
| 25-29 | 2,601 | 10.3 | 11.0 | 10.5 |
| 30-34 | 2,033 | 8.0 | 9.1 | 8.7 |
| 35-39 | 1,648 | 6.5 | 7.4 | 6.9 |
| 40-44 | 1,465 | 5.8 | 6.1 | 5.8 |
| 45-49 | 1,465 | 5.8 | 6.2 | 6.0 |
| 50-54 | 1,504 | 5.9 | 5.4 | 5.4 |
| 55-59 | 1,203 | 4.7 | 4.2 | 4.4 |
| 60-64 | 927 | 3.7 | 3.4 | 3.5 |
| 65-69 | 723 | 2.8 | 2.9 | 3.2 |
| 70-74 | 634 | 2.5 | 2.5 | 2.9 |
| 75-79 | 662 | 2.6 | 2.5 | 2.7 |
| 80-84 | 683 | 2.7 | 2.4 | 2.6 |
| 85-89 | 457 | 1.8 | 1.7 | 1.8 |
| 90 + | 239 | 0.9 | 0.9 | 0.9 |
| Unknown | . | . | 0.0 | 0.0 |
| DISCHARGE STATUS | | | | |
| Home self care | 24,063 | 94.8 | 94.3 | 94.2 |
| Another hospital | 94 | 0.4 | 1.1 | 1.2 |
| Skilled nursing facility | 410 | 1.6 | 1.2 | 1.4 |
| Intermediate care | 2 | 0.0 | 0.0 | 0.1 |
| Another type of institution | 265 | 1.0 | 1.1 | 1.0 |
| Under care of home service | 298 | 1.2 | 0.8 | 1.0 |
| Left against medical advice | 117 | 0.5 | 0.5 | 0.5 |
| Under care of a home iv provider | . | . | 0.0 | 0.0 |
| Expired | 121 | 0.5 | 0.4 | 0.4 |
| Not reported | 3 | 0.0 | 0.5 | 0.3 |
| PRIMARY PAYER | | | | |
| Medicare | 3,835 | 15.1 | 14.6 | 15.8 |
| Medicaid | 6,245 | 24.6 | 22.1 | 19.9 |
| Other government | 703 | 2.8 | 4.4 | 2.7 |
| Blue Cross/Blue Shield | 3,859 | 15.2 | 10.2 | 10.3 |
| Other commercial | 1,893 | 7.5 | 7.6 | 8.9 |
| Managed care | 5,577 | 22.0 | 22.0 | 24.0 |
| Self pay | 2,355 | 9.3 | 6.2 | 7.9 |
| Industrial/Worker's Comp | 406 | 1.6 | 1.6 | 1.7 |
| Charity | 490 | 1.9 | 3.4 | 5.2 |
| Children's Health Insurance Plan | . | . | 0.3 | 0.6 |
| Not reported | 10 | 0.0 | 7.6 | 2.8 |
| LOCAL HEALTH DISTRICT | | | | |
| Bear River | 590 | 2.3 | 0.6 | 5.0 |
| Central Utah | 8 | 0.0 | 0.5 | 3.5 |
| Davis County | 3,241 | 12.8 | 31.4 | 8.3 |
| Salt Lake County | 222 | 0.9 | 34.4 | 36.7 |
| Southeastern Utah | 11 | 0.0 | 0.1 | 2.6 |
| Southwest Utah | 25 | 0.1 | 0.2 | 7.2 |
| Summit County | 30 | 0.1 | 0.2 | 0.6 |
| Tooele County | 10 | 0.0 | 0.5 | 2.0 |
| TriCounty | 13 | 0.1 | 0.1 | 3.5 |
| Utah County | 31 | 0.1 | 11.2 | 14.9 |
| Wasatch County | 7 | 0.0 | 0.0 | 0.7 |
| Weber/Morgan | 20,598 | 81.2 | 17.5 | 10.3 |
| Unknown Utah | 6 | 0.0 | 0.0 | 0.0 |
| Outside Utah | 552 | 2.2 | 3.0 | 4.5 |
| Unknown | 29 | 0.1 | 0.3 | 0.2 |

* All general acute care hospitals only.

Table 6
ED Encounters - Patient Profile
January 1 to December 31, 2009

OREM COMMUNITY HOSPITAL # OF ENCOUNTERS: 9,228
PEER GROUP: Acute, urban, low CMI (n=5) COUNTY: Utah
AFFILIATION: Intermountain Healthcare E.R. BEDS: 9

| Patient Profile | Encounters | | | |
|----------------------------------|------------|------------|--------|----------|
| | Hospital # | Hospital % | Peer % | State* % |
| GENDER | | | | |
| Female | 5,266 | 57.1 | 56.2 | 55.2 |
| Male | 3,962 | 42.9 | 43.8 | 44.8 |
| Unknown | . | . | . | 0.0 |
| Not reported | . | . | . | 0.0 |
| AGE | | | | |
| 1-28 days | 10 | 0.1 | 0.2 | 0.2 |
| 29-365 days | 274 | 3.0 | 2.6 | 2.3 |
| 1-4 years | 946 | 10.3 | 8.3 | 6.8 |
| 5-9 | 482 | 5.2 | 4.9 | 4.0 |
| 10-14 | 483 | 5.2 | 4.7 | 3.7 |
| 15-17 | 438 | 4.7 | 4.2 | 3.7 |
| 18-19 | 377 | 4.1 | 3.5 | 3.6 |
| 20-24 | 1,085 | 11.8 | 10.1 | 10.3 |
| 25-29 | 1,208 | 13.1 | 10.9 | 10.5 |
| 30-34 | 1,033 | 11.2 | 9.7 | 8.7 |
| 35-39 | 675 | 7.3 | 7.6 | 6.9 |
| 40-44 | 490 | 5.3 | 5.8 | 5.8 |
| 45-49 | 411 | 4.5 | 5.3 | 6.0 |
| 50-54 | 341 | 3.7 | 4.5 | 5.4 |
| 55-59 | 277 | 3.0 | 3.7 | 4.4 |
| 60-64 | 169 | 1.8 | 2.8 | 3.5 |
| 65-69 | 166 | 1.8 | 2.8 | 3.2 |
| 70-74 | 99 | 1.1 | 2.2 | 2.9 |
| 75-79 | 113 | 1.2 | 2.1 | 2.7 |
| 80-84 | 61 | 0.7 | 2.0 | 2.6 |
| 85-89 | 55 | 0.6 | 1.5 | 1.8 |
| 90 + | 35 | 0.4 | 0.7 | 0.9 |
| Unknown | . | . | . | 0.0 |
| DISCHARGE STATUS | | | | |
| Home self care | 8,888 | 96.3 | 95.0 | 94.2 |
| Another hospital | 277 | 3.0 | 1.6 | 1.2 |
| Skilled nursing facility | 1 | 0.0 | 0.9 | 1.4 |
| Intermediate care | 2 | 0.0 | 0.1 | 0.1 |
| Another type of institution | 1 | 0.0 | 0.8 | 1.0 |
| Under care of home service | . | . | 0.6 | 1.0 |
| Left against medical advice | 58 | 0.6 | 0.3 | 0.5 |
| Under care of a home iv provider | . | . | . | 0.0 |
| Expired | 1 | 0.0 | 0.3 | 0.4 |
| Not reported | . | . | 0.5 | 0.3 |
| PRIMARY PAYER | | | | |
| Medicare | 660 | 7.2 | 12.3 | 15.8 |
| Medicaid | 2,694 | 29.2 | 18.1 | 19.9 |
| Other government | 153 | 1.7 | 2.2 | 2.7 |
| Blue Cross/Blue Shield | 301 | 3.3 | 11.3 | 10.3 |
| Other commercial | 593 | 6.4 | 9.0 | 8.9 |
| Managed care | 2,965 | 32.1 | 30.5 | 24.0 |
| Self pay | 662 | 7.2 | 6.1 | 7.9 |
| Industrial/Worker's Comp | 266 | 2.9 | 1.4 | 1.7 |
| Charity | 758 | 8.2 | 4.0 | 5.2 |
| Children's Health Insurance Plan | 126 | 1.4 | 0.9 | 0.6 |
| Not reported | 50 | 0.5 | 4.3 | 2.8 |
| LOCAL HEALTH DISTRICT | | | | |
| Bear River | 12 | 0.1 | 0.1 | 5.0 |
| Central Utah | 35 | 0.4 | 0.3 | 3.5 |
| Davis County | 14 | 0.2 | 0.4 | 8.3 |
| Salt Lake County | 96 | 1.0 | 52.7 | 36.7 |
| Southeastern Utah | 9 | 0.1 | 0.2 | 2.6 |
| Southwest Utah | 17 | 0.2 | 0.2 | 7.2 |
| Summit County | 3 | 0.0 | 0.1 | 0.6 |
| Tooele County | 4 | 0.0 | 0.2 | 2.0 |
| TriCounty | 10 | 0.1 | 0.1 | 3.5 |
| Utah County | 8,759 | 94.9 | 42.5 | 14.9 |
| Wasatch County | 15 | 0.2 | 0.1 | 0.7 |
| Weber/Morgan | 5 | 0.1 | 0.1 | 10.3 |
| Unknown Utah | . | . | 0.0 | 0.0 |
| Outside Utah | 211 | 2.3 | 2.7 | 4.5 |
| Unknown | 38 | 0.4 | 0.2 | 0.2 |

* All general acute care hospitals only.

Table 6
ED Encounters - Patient Profile
January 1 to December 31, 2009

PARK CITY MEDICAL CENTER # OF ENCOUNTERS: 1,685
PEER GROUP: Acute, rural, high CMI (n=6) COUNTY: Summit
AFFILIATION: Intermountain Healthcare E.R. BEDS: .

| Patient Profile | Encounters | | | |
|----------------------------------|------------|------------|--------|----------|
| | Hospital # | Hospital % | Peer % | State* % |
| GENDER | | | | |
| Female | 861 | 51.1 | 52.9 | 55.2 |
| Male | 824 | 48.9 | 47.1 | 44.8 |
| Unknown | . | . | 0.0 | 0.0 |
| Not reported | . | . | . | 0.0 |
| AGE | | | | |
| 1-28 days | 2 | 0.1 | 0.3 | 0.2 |
| 29-365 days | 37 | 2.2 | 2.9 | 2.3 |
| 1-4 years | 145 | 8.6 | 8.6 | 6.8 |
| 5-9 | 104 | 6.2 | 5.0 | 4.0 |
| 10-14 | 95 | 5.6 | 4.5 | 3.7 |
| 15-17 | 106 | 6.3 | 4.0 | 3.7 |
| 18-19 | 64 | 3.8 | 3.7 | 3.6 |
| 20-24 | 121 | 7.2 | 9.2 | 10.3 |
| 25-29 | 119 | 7.1 | 8.9 | 10.5 |
| 30-34 | 81 | 4.8 | 7.0 | 8.7 |
| 35-39 | 110 | 6.5 | 5.6 | 6.9 |
| 40-44 | 113 | 6.7 | 4.8 | 5.8 |
| 45-49 | 124 | 7.4 | 5.2 | 6.0 |
| 50-54 | 116 | 6.9 | 4.9 | 5.4 |
| 55-59 | 99 | 5.9 | 4.1 | 4.4 |
| 60-64 | 78 | 4.6 | 3.7 | 3.5 |
| 65-69 | 73 | 4.3 | 3.6 | 3.2 |
| 70-74 | 30 | 1.8 | 3.7 | 2.9 |
| 75-79 | 21 | 1.2 | 3.5 | 2.7 |
| 80-84 | 28 | 1.7 | 3.3 | 2.6 |
| 85-89 | 12 | 0.7 | 2.3 | 1.8 |
| 90 + | 7 | 0.4 | 1.1 | 0.9 |
| Unknown | . | . | 0.0 | 0.0 |
| DISCHARGE STATUS | | | | |
| Home self care | 1,558 | 92.5 | 94.7 | 94.2 |
| Another hospital | 84 | 5.0 | 1.3 | 1.2 |
| Skilled nursing facility | 3 | 0.2 | 1.6 | 1.4 |
| Intermediate care | . | . | 0.0 | 0.1 |
| Another type of institution | 19 | 1.1 | 0.7 | 1.0 |
| Under care of home service | 10 | 0.6 | 0.8 | 1.0 |
| Left against medical advice | 10 | 0.6 | 0.5 | 0.5 |
| Under care of a home iv provider | . | . | 0.0 | 0.0 |
| Expired | 1 | 0.1 | 0.4 | 0.4 |
| Not reported | . | . | 0.0 | 0.3 |
| PRIMARY PAYER | | | | |
| Medicare | 164 | 9.7 | 18.8 | 15.8 |
| Medicaid | 154 | 9.1 | 19.8 | 19.9 |
| Other government | 24 | 1.4 | 2.0 | 2.7 |
| Blue Cross/Blue Shield | 357 | 21.2 | 11.8 | 10.3 |
| Other commercial | 191 | 11.3 | 11.1 | 8.9 |
| Managed care | 603 | 35.8 | 19.3 | 24.0 |
| Self pay | 92 | 5.5 | 8.2 | 7.9 |
| Industrial/Worker's Comp | 42 | 2.5 | 2.1 | 1.7 |
| Charity | 20 | 1.2 | 5.4 | 5.2 |
| Children's Health Insurance Plan | 19 | 1.1 | 1.0 | 0.6 |
| Not reported | 19 | 1.1 | 0.4 | 2.8 |
| LOCAL HEALTH DISTRICT | | | | |
| Bear River | 4 | 0.2 | 25.2 | 5.0 |
| Central Utah | 1 | 0.1 | 0.3 | 3.5 |
| Davis County | 6 | 0.4 | 0.5 | 8.3 |
| Salt Lake County | 92 | 5.5 | 1.5 | 36.7 |
| Southeastern Utah | . | . | 11.8 | 2.6 |
| Southwest Utah | 6 | 0.4 | 40.0 | 7.2 |
| Summit County | 1,135 | 67.4 | 1.1 | 0.6 |
| Tooele County | 1 | 0.1 | 0.1 | 2.0 |
| TriCounty | 5 | 0.3 | 10.1 | 3.5 |
| Utah County | 31 | 1.8 | 0.8 | 14.9 |
| Wasatch County | 98 | 5.8 | 0.1 | 0.7 |
| Weber/Morgan | 11 | 0.7 | 0.7 | 10.3 |
| Unknown Utah | . | . | 0.0 | 0.0 |
| Outside Utah | 267 | 15.8 | 7.4 | 4.5 |
| Unknown | 28 | 1.7 | 0.4 | 0.2 |

* All general acute care hospitals only.

Table 6
ED Encounters - Patient Profile
January 1 to December 31, 2009

PIONEER VALLEY HOSPITAL # OF ENCOUNTERS: 28,501
PEER GROUP: Acute, urban, lower medium CMI (n=6) COUNTY: Salt Lake
AFFILIATION: IASIS Healthcare E.R. BEDS: 18

| Patient Profile | Encounters | | | |
|----------------------------------|------------|------------|--------|----------|
| | Hospital # | Hospital % | Peer % | State* % |
| GENDER | | | | |
| Female | 15,908 | 55.8 | 55.7 | 55.2 |
| Male | 12,593 | 44.2 | 44.3 | 44.8 |
| Unknown | . | . | 0.0 | 0.0 |
| Not reported | . | . | . | 0.0 |
| AGE | | | | |
| 1-28 days | 46 | 0.2 | 0.2 | 0.2 |
| 29-365 days | 975 | 3.4 | 2.3 | 2.3 |
| 1-4 years | 2,611 | 9.2 | 6.8 | 6.8 |
| 5-9 | 1,483 | 5.2 | 4.0 | 4.0 |
| 10-14 | 1,107 | 3.9 | 3.6 | 3.7 |
| 15-17 | 1,129 | 4.0 | 3.6 | 3.7 |
| 18-19 | 1,151 | 4.0 | 3.5 | 3.6 |
| 20-24 | 2,997 | 10.5 | 10.2 | 10.3 |
| 25-29 | 3,348 | 11.7 | 11.0 | 10.5 |
| 30-34 | 2,707 | 9.5 | 9.1 | 8.7 |
| 35-39 | 2,079 | 7.3 | 7.4 | 6.9 |
| 40-44 | 1,728 | 6.1 | 6.1 | 5.8 |
| 45-49 | 1,673 | 5.9 | 6.2 | 6.0 |
| 50-54 | 1,257 | 4.4 | 5.4 | 5.4 |
| 55-59 | 980 | 3.4 | 4.2 | 4.4 |
| 60-64 | 758 | 2.7 | 3.4 | 3.5 |
| 65-69 | 689 | 2.4 | 2.9 | 3.2 |
| 70-74 | 534 | 1.9 | 2.5 | 2.9 |
| 75-79 | 448 | 1.6 | 2.5 | 2.7 |
| 80-84 | 442 | 1.6 | 2.4 | 2.6 |
| 85-89 | 277 | 1.0 | 1.7 | 1.8 |
| 90 + | 81 | 0.3 | 0.9 | 0.9 |
| Unknown | 1 | 0.0 | 0.0 | 0.0 |
| DISCHARGE STATUS | | | | |
| Home self care | 26,764 | 93.9 | 94.3 | 94.2 |
| Another hospital | 419 | 1.5 | 1.1 | 1.2 |
| Skilled nursing facility | 183 | 0.6 | 1.2 | 1.4 |
| Intermediate care | 1 | 0.0 | 0.0 | 0.1 |
| Another type of institution | 233 | 0.8 | 1.1 | 1.0 |
| Under care of home service | 144 | 0.5 | 0.8 | 1.0 |
| Left against medical advice | 243 | 0.9 | 0.5 | 0.5 |
| Under care of a home iv provider | 1 | 0.0 | 0.0 | 0.0 |
| Expired | 113 | 0.4 | 0.4 | 0.4 |
| Not reported | 400 | 1.4 | 0.5 | 0.3 |
| PRIMARY PAYER | | | | |
| Medicare | 3,139 | 11.0 | 14.6 | 15.8 |
| Medicaid | 9,147 | 32.1 | 22.1 | 19.9 |
| Other government | 435 | 1.5 | 4.4 | 2.7 |
| Blue Cross/Blue Shield | 2,031 | 7.1 | 10.2 | 10.3 |
| Other commercial | 2,735 | 9.6 | 7.6 | 8.9 |
| Managed care | 3,625 | 12.7 | 22.0 | 24.0 |
| Self pay | 238 | 0.8 | 6.2 | 7.9 |
| Industrial/Worker's Comp | 187 | 0.7 | 1.6 | 1.7 |
| Charity | 107 | 0.4 | 3.4 | 5.2 |
| Children's Health Insurance Plan | 293 | 1.0 | 0.3 | 0.6 |
| Not reported | 6,564 | 23.0 | 7.6 | 2.8 |
| LOCAL HEALTH DISTRICT | | | | |
| Bear River | 28 | 0.1 | 0.6 | 5.0 |
| Central Utah | 16 | 0.1 | 0.5 | 3.5 |
| Davis County | 194 | 0.7 | 31.4 | 8.3 |
| Salt Lake County | 26,389 | 92.6 | 34.4 | 36.7 |
| Southeastern Utah | 16 | 0.1 | 0.1 | 2.6 |
| Southwest Utah | 17 | 0.1 | 0.2 | 7.2 |
| Summit County | 16 | 0.1 | 0.2 | 0.6 |
| Tooele County | 313 | 1.1 | 0.5 | 2.0 |
| TriCounty | 31 | 0.1 | 0.1 | 3.5 |
| Utah County | 131 | 0.5 | 11.2 | 14.9 |
| Wasatch County | 5 | 0.0 | 0.0 | 0.7 |
| Weber/Morgan | 77 | 0.3 | 17.5 | 10.3 |
| Unknown Utah | 1 | 0.0 | 0.0 | 0.0 |
| Outside Utah | 952 | 3.3 | 3.0 | 4.5 |
| Unknown | 315 | 1.1 | 0.3 | 0.2 |

* All general acute care hospitals only.

Table 6
ED Encounters - Patient Profile
January 1 to December 31, 2009

PRIMARY CHILDRENS MEDICAL CENTER # OF ENCOUNTERS: 42,234
PEER GROUP: None (n=4) COUNTY: Salt Lake
AFFILIATION: Intermountain Healthcare E.R. BEDS: 13

| Patient Profile | Encounters | | | |
|----------------------------------|---------------|---------------|-----------|-------------|
| | Hospital # | Hospital % | Peer % | State* % |
| GENDER | | | | |
| Female | 19,253 | 45.6 | . | 55.2 |
| Male | 22,981 | 54.4 | . | 44.8 |
| Unknown | . | . | . | 0.0 |
| Not reported | . | . | . | 0.0 |
| AGE | | | | |
| 1-28 days | 850 | 2.0 | . | 0.2 |
| 29-365 days | 8,017 | 19.0 | . | 2.3 |
| 1-4 years | 16,364 | 38.7 | . | 6.8 |
| 5-9 | 8,336 | 19.7 | . | 4.0 |
| 10-14 | 5,855 | 13.9 | . | 3.7 |
| 15-17 | 2,295 | 5.4 | . | 3.7 |
| 18-19 | 251 | 0.6 | . | 3.6 |
| 20-24 | 147 | 0.3 | . | 10.3 |
| 25-29 | 36 | 0.1 | . | 10.5 |
| 30-34 | 32 | 0.1 | . | 8.7 |
| 35-39 | 13 | 0.0 | . | 6.9 |
| 40-44 | 8 | 0.0 | . | 5.8 |
| 45-49 | 8 | 0.0 | . | 6.0 |
| 50-54 | 10 | 0.0 | . | 5.4 |
| 55-59 | 7 | 0.0 | . | 4.4 |
| 60-64 | 3 | 0.0 | . | 3.5 |
| 65-69 | 2 | 0.0 | . | 3.2 |
| 70-74 | . | . | . | 2.9 |
| 75-79 | . | . | . | 2.7 |
| 80-84 | . | . | . | 2.6 |
| 85-89 | . | . | . | 1.8 |
| 90 + | . | . | . | 0.9 |
| Unknown | . | . | . | 0.0 |
| DISCHARGE STATUS | | | | |
| Home self care | 40,839 | 96.7 | . | 94.2 |
| Another hospital | 53 | 0.1 | . | 1.2 |
| Skilled nursing facility | 12 | 0.0 | . | 1.4 |
| Intermediate care | 2 | 0.0 | . | 0.1 |
| Another type of institution | 189 | 0.4 | . | 1.0 |
| Under care of home service | 695 | 1.6 | . | 1.0 |
| Left against medical advice | 384 | 0.9 | . | 0.5 |
| Under care of a home iv provider | . | . | . | 0.0 |
| Expired | 57 | 0.1 | . | 0.4 |
| Not reported | 3 | 0.0 | . | 0.3 |
| PRIMARY PAYER | | | | |
| Medicare | 31 | 0.1 | . | 15.8 |
| Medicaid | 17,336 | 41.0 | . | 19.9 |
| Other government | 545 | 1.3 | . | 2.7 |
| Blue Cross/Blue Shield | 5,395 | 12.8 | . | 10.3 |
| Other commercial | 2,488 | 5.9 | . | 8.9 |
| Managed care | 12,557 | 29.7 | . | 24.0 |
| Self pay | 2,984 | 7.1 | . | 7.9 |
| Industrial/Worker's Comp | 13 | 0.0 | . | 1.7 |
| Charity | 197 | 0.5 | . | 5.2 |
| Children's Health Insurance Plan | 673 | 1.6 | . | 0.6 |
| Not reported | 15 | 0.0 | . | 2.8 |
| LOCAL HEALTH DISTRICT | | | | |
| Bear River | 291 | 0.7 | . | 5.0 |
| Central Utah | 161 | 0.4 | . | 3.5 |
| Davis County | 3,449 | 8.2 | . | 8.3 |
| Salt Lake County | 32,311 | 76.5 | . | 36.7 |
| Southeastern Utah | 92 | 0.2 | . | 2.6 |
| Southwest Utah | 110 | 0.3 | . | 7.2 |
| Summit County | 661 | 1.6 | . | 0.6 |
| Tooele County | 900 | 2.1 | . | 2.0 |
| TriCounty | 112 | 0.3 | . | 3.5 |
| Utah County | 1,703 | 4.0 | . | 14.9 |
| Wasatch County | 131 | 0.3 | . | 0.7 |
| Weber/Morgan | 736 | 1.7 | . | 10.3 |
| Unknown Utah | 3 | 0.0 | . | 0.0 |
| Outside Utah | 1,533 | 3.6 | . | 4.5 |
| Unknown | 41 | 0.1 | . | 0.2 |

* All general acute care hospitals only.

Table 6
ED Encounters - Patient Profile
January 1 to December 31, 2009

RIVERTON HOSPITAL # OF ENCOUNTERS: 2,408
PEER GROUP: Acute, urban, low CMI (n=5) COUNTY: Salt Lake
AFFILIATION: Intermountain Healthcare E.R. BEDS: .

| Patient Profile | Encounters | | | |
|----------------------------------|------------|------------|--------|----------|
| | Hospital # | Hospital % | Peer % | State* % |
| GENDER | | | | |
| Female | 1,334 | 55.4 | 56.2 | 55.2 |
| Male | 1,074 | 44.6 | 43.8 | 44.8 |
| Unknown | . | . | . | 0.0 |
| Not reported | . | . | . | 0.0 |
| AGE | | | | |
| 1-28 days | 7 | 0.3 | 0.2 | 0.2 |
| 29-365 days | 70 | 2.9 | 2.6 | 2.3 |
| 1-4 years | 296 | 12.3 | 8.3 | 6.8 |
| 5-9 | 145 | 6.0 | 4.9 | 4.0 |
| 10-14 | 112 | 4.7 | 4.7 | 3.7 |
| 15-17 | 83 | 3.4 | 4.2 | 3.7 |
| 18-19 | 71 | 2.9 | 3.5 | 3.6 |
| 20-24 | 182 | 7.6 | 10.1 | 10.3 |
| 25-29 | 221 | 9.2 | 10.9 | 10.5 |
| 30-34 | 269 | 11.2 | 9.7 | 8.7 |
| 35-39 | 214 | 8.9 | 7.6 | 6.9 |
| 40-44 | 150 | 6.2 | 5.8 | 5.8 |
| 45-49 | 120 | 5.0 | 5.3 | 6.0 |
| 50-54 | 101 | 4.2 | 4.5 | 5.4 |
| 55-59 | 85 | 3.5 | 3.7 | 4.4 |
| 60-64 | 61 | 2.5 | 2.8 | 3.5 |
| 65-69 | 58 | 2.4 | 2.8 | 3.2 |
| 70-74 | 38 | 1.6 | 2.2 | 2.9 |
| 75-79 | 54 | 2.2 | 2.1 | 2.7 |
| 80-84 | 36 | 1.5 | 2.0 | 2.6 |
| 85-89 | 23 | 1.0 | 1.5 | 1.8 |
| 90 + | 12 | 0.5 | 0.7 | 0.9 |
| Unknown | . | . | . | 0.0 |
| DISCHARGE STATUS | | | | |
| Home self care | 2,250 | 93.4 | 95.0 | 94.2 |
| Another hospital | 116 | 4.8 | 1.6 | 1.2 |
| Skilled nursing facility | 4 | 0.2 | 0.9 | 1.4 |
| Intermediate care | . | . | 0.1 | 0.1 |
| Another type of institution | 19 | 0.8 | 0.8 | 1.0 |
| Under care of home service | 6 | 0.2 | 0.6 | 1.0 |
| Left against medical advice | 9 | 0.4 | 0.3 | 0.5 |
| Under care of a home iv provider | . | . | . | 0.0 |
| Expired | 1 | 0.0 | 0.3 | 0.4 |
| Not reported | 3 | 0.1 | 0.5 | 0.3 |
| PRIMARY PAYER | | | | |
| Medicare | 213 | 8.8 | 12.3 | 15.8 |
| Medicaid | 285 | 11.8 | 18.1 | 19.9 |
| Other government | 73 | 3.0 | 2.2 | 2.7 |
| Blue Cross/Blue Shield | 226 | 9.4 | 11.3 | 10.3 |
| Other commercial | 190 | 7.9 | 9.0 | 8.9 |
| Managed care | 1,139 | 47.3 | 30.5 | 24.0 |
| Self pay | 101 | 4.2 | 6.1 | 7.9 |
| Industrial/Worker's Comp | 42 | 1.7 | 1.4 | 1.7 |
| Charity | 125 | 5.2 | 4.0 | 5.2 |
| Children's Health Insurance Plan | 10 | 0.4 | 0.9 | 0.6 |
| Not reported | 4 | 0.2 | 4.3 | 2.8 |
| LOCAL HEALTH DISTRICT | | | | |
| Bear River | 4 | 0.2 | 0.1 | 5.0 |
| Central Utah | 4 | 0.2 | 0.3 | 3.5 |
| Davis County | 12 | 0.5 | 0.4 | 8.3 |
| Salt Lake County | 2,164 | 89.9 | 52.7 | 36.7 |
| Southeastern Utah | 3 | 0.1 | 0.2 | 2.6 |
| Southwest Utah | 7 | 0.3 | 0.2 | 7.2 |
| Summit County | 5 | 0.2 | 0.1 | 0.6 |
| Tooele County | 1 | 0.0 | 0.2 | 2.0 |
| TriCounty | 2 | 0.1 | 0.1 | 3.5 |
| Utah County | 142 | 5.9 | 42.5 | 14.9 |
| Wasatch County | 1 | 0.0 | 0.1 | 0.7 |
| Weber/Morgan | 3 | 0.1 | 0.1 | 10.3 |
| Unknown Utah | . | . | 0.0 | 0.0 |
| Outside Utah | 58 | 2.4 | 2.7 | 4.5 |
| Unknown | 2 | 0.1 | 0.2 | 0.2 |

* All general acute care hospitals only.

Table 6
ED Encounters - Patient Profile
January 1 to December 31, 2009

SAN JUAN HOSPITAL-CAH # OF ENCOUNTERS: 1,457
PEER GROUP: Acute, rural, low CMI (n=16) COUNTY: San Juan
AFFILIATION: Management E.R. BEDS: 6

| Patient Profile | Encounters | | | |
|----------------------------------|------------|------------|--------|----------|
| | Hospital # | Hospital % | Peer % | State* % |
| GENDER | | | | |
| Female | 732 | 50.2 | 53.4 | 55.2 |
| Male | 719 | 49.3 | 46.6 | 44.8 |
| Unknown | . | . | 0.0 | 0.0 |
| Not reported | 6 | 0.4 | 0.0 | 0.0 |
| AGE | | | | |
| 1-28 days | 6 | 0.4 | 0.3 | 0.2 |
| 29-365 days | 44 | 3.0 | 3.2 | 2.3 |
| 1-4 years | 100 | 6.9 | 9.6 | 6.8 |
| 5-9 | 82 | 5.6 | 6.0 | 4.0 |
| 10-14 | 80 | 5.5 | 5.6 | 3.7 |
| 15-17 | 64 | 4.4 | 5.0 | 3.7 |
| 18-19 | 35 | 2.4 | 3.5 | 3.6 |
| 20-24 | 94 | 6.5 | 8.1 | 10.3 |
| 25-29 | 98 | 6.7 | 8.5 | 10.5 |
| 30-34 | 90 | 6.2 | 7.6 | 8.7 |
| 35-39 | 80 | 5.5 | 5.9 | 6.9 |
| 40-44 | 79 | 5.4 | 4.9 | 5.8 |
| 45-49 | 108 | 7.4 | 5.4 | 6.0 |
| 50-54 | 91 | 6.2 | 5.2 | 5.4 |
| 55-59 | 64 | 4.4 | 4.2 | 4.4 |
| 60-64 | 60 | 4.1 | 3.4 | 3.5 |
| 65-69 | 71 | 4.9 | 3.4 | 3.2 |
| 70-74 | 57 | 3.9 | 2.9 | 2.9 |
| 75-79 | 62 | 4.3 | 2.7 | 2.7 |
| 80-84 | 35 | 2.4 | 2.3 | 2.6 |
| 85-89 | 39 | 2.7 | 1.5 | 1.8 |
| 90 + | 18 | 1.2 | 0.9 | 0.9 |
| Unknown | . | . | 0.0 | 0.0 |
| DISCHARGE STATUS | | | | |
| Home self care | 1,265 | 86.8 | 94.5 | 94.2 |
| Another hospital | 149 | 10.2 | 3.2 | 1.2 |
| Skilled nursing facility | 12 | 0.8 | 0.3 | 1.4 |
| Intermediate care | 1 | 0.1 | 0.2 | 0.1 |
| Another type of institution | 4 | 0.3 | 0.6 | 1.0 |
| Under care of home service | . | . | 0.3 | 1.0 |
| Left against medical advice | 11 | 0.8 | 0.3 | 0.5 |
| Under care of a home iv provider | . | . | . | 0.0 |
| Expired | 5 | 0.3 | 0.2 | 0.4 |
| Not reported | 10 | 0.7 | 0.2 | 0.3 |
| PRIMARY PAYER | | | | |
| Medicare | 276 | 18.9 | 15.0 | 15.8 |
| Medicaid | 220 | 15.1 | 21.0 | 19.9 |
| Other government | 42 | 2.9 | 3.0 | 2.7 |
| Blue Cross/Blue Shield | 234 | 16.1 | 11.2 | 10.3 |
| Other commercial | 154 | 10.6 | 11.4 | 8.9 |
| Managed care | 235 | 16.1 | 20.3 | 24.0 |
| Self pay | 273 | 18.7 | 13.1 | 7.9 |
| Industrial/Worker's Comp | 23 | 1.6 | 2.3 | 1.7 |
| Charity | . | . | 1.2 | 5.2 |
| Children's Health Insurance Plan | . | . | 1.2 | 0.6 |
| Not reported | . | . | 0.2 | 2.8 |
| LOCAL HEALTH DISTRICT | | | | |
| Bear River | 2 | 0.1 | 6.8 | 5.0 |
| Central Utah | 9 | 0.6 | 29.5 | 3.5 |
| Davis County | 5 | 0.3 | 0.5 | 8.3 |
| Salt Lake County | 15 | 1.0 | 2.3 | 36.7 |
| Southeastern Utah | 1,102 | 75.6 | 5.5 | 2.6 |
| Southwest Utah | 6 | 0.4 | 7.6 | 7.2 |
| Summit County | 1 | 0.1 | 1.0 | 0.6 |
| Tooele County | . | . | 14.7 | 2.0 |
| TriCounty | 1 | 0.1 | 17.2 | 3.5 |
| Utah County | 9 | 0.6 | 1.7 | 14.9 |
| Wasatch County | 1 | 0.1 | 5.2 | 0.7 |
| Weber/Morgan | 1 | 0.1 | 0.4 | 10.3 |
| Unknown Utah | . | . | 0.0 | 0.0 |
| Outside Utah | 304 | 20.9 | 7.5 | 4.5 |
| Unknown | 1 | 0.1 | 0.3 | 0.2 |

* All general acute care hospitals only.

Table 6
ED Encounters - Patient Profile
January 1 to December 31, 2009

SANPETE VALLEY HOSPITAL-CAH # OF ENCOUNTERS: 4,451
PEER GROUP: Acute, rural, low CMI (n=16) COUNTY: Sanpete
AFFILIATION: Intermountain Healthcare E.R. BEDS: 3

| Patient Profile | Encounters | | | |
|----------------------------------|------------|------------|--------|----------|
| | Hospital # | Hospital % | Peer % | State* % |
| GENDER | | | | |
| Female | 2,261 | 50.8 | 53.4 | 55.2 |
| Male | 2,189 | 49.2 | 46.6 | 44.8 |
| Unknown | 1 | 0.0 | 0.0 | 0.0 |
| Not reported | . | . | 0.0 | 0.0 |
| AGE | | | | |
| 1-28 days | 10 | 0.2 | 0.3 | 0.2 |
| 29-365 days | 145 | 3.3 | 3.2 | 2.3 |
| 1-4 years | 503 | 11.3 | 9.6 | 6.8 |
| 5-9 | 306 | 6.9 | 6.0 | 4.0 |
| 10-14 | 268 | 6.0 | 5.6 | 3.7 |
| 15-17 | 329 | 7.4 | 5.0 | 3.7 |
| 18-19 | 250 | 5.6 | 3.5 | 3.6 |
| 20-24 | 376 | 8.4 | 8.1 | 10.3 |
| 25-29 | 298 | 6.7 | 8.5 | 10.5 |
| 30-34 | 305 | 6.9 | 7.6 | 8.7 |
| 35-39 | 214 | 4.8 | 5.9 | 6.9 |
| 40-44 | 178 | 4.0 | 4.9 | 5.8 |
| 45-49 | 202 | 4.5 | 5.4 | 6.0 |
| 50-54 | 172 | 3.9 | 5.2 | 5.4 |
| 55-59 | 164 | 3.7 | 4.2 | 4.4 |
| 60-64 | 155 | 3.5 | 3.4 | 3.5 |
| 65-69 | 147 | 3.3 | 3.4 | 3.2 |
| 70-74 | 117 | 2.6 | 2.9 | 2.9 |
| 75-79 | 129 | 2.9 | 2.7 | 2.7 |
| 80-84 | 95 | 2.1 | 2.3 | 2.6 |
| 85-89 | 61 | 1.4 | 1.5 | 1.8 |
| 90 + | 27 | 0.6 | 0.9 | 0.9 |
| Unknown | . | . | 0.0 | 0.0 |
| DISCHARGE STATUS | | | | |
| Home self care | 4,203 | 94.4 | 94.5 | 94.2 |
| Another hospital | 200 | 4.5 | 3.2 | 1.2 |
| Skilled nursing facility | 6 | 0.1 | 0.3 | 1.4 |
| Intermediate care | 1 | 0.0 | 0.2 | 0.1 |
| Another type of institution | 14 | 0.3 | 0.6 | 1.0 |
| Under care of home service | 1 | 0.0 | 0.3 | 1.0 |
| Left against medical advice | 18 | 0.4 | 0.3 | 0.5 |
| Under care of a home iv provider | . | . | . | 0.0 |
| Expired | 8 | 0.2 | 0.2 | 0.4 |
| Not reported | . | . | 0.2 | 0.3 |
| PRIMARY PAYER | | | | |
| Medicare | 658 | 14.8 | 15.0 | 15.8 |
| Medicaid | 1,187 | 26.7 | 21.0 | 19.9 |
| Other government | 85 | 1.9 | 3.0 | 2.7 |
| Blue Cross/Blue Shield | 255 | 5.7 | 11.2 | 10.3 |
| Other commercial | 436 | 9.8 | 11.4 | 8.9 |
| Managed care | 1,062 | 23.9 | 20.3 | 24.0 |
| Self pay | 492 | 11.1 | 13.1 | 7.9 |
| Industrial/Worker's Comp | 97 | 2.2 | 2.3 | 1.7 |
| Charity | 56 | 1.3 | 1.2 | 5.2 |
| Children's Health Insurance Plan | 111 | 2.5 | 1.2 | 0.6 |
| Not reported | 12 | 0.3 | 0.2 | 2.8 |
| LOCAL HEALTH DISTRICT | | | | |
| Bear River | 19 | 0.4 | 6.8 | 5.0 |
| Central Utah | 3,759 | 84.5 | 29.5 | 3.5 |
| Davis County | 30 | 0.7 | 0.5 | 8.3 |
| Salt Lake County | 162 | 3.6 | 2.3 | 36.7 |
| Southeastern Utah | 25 | 0.6 | 5.5 | 2.6 |
| Southwest Utah | 40 | 0.9 | 7.6 | 7.2 |
| Summit County | 4 | 0.1 | 1.0 | 0.6 |
| Tooele County | 10 | 0.2 | 14.7 | 2.0 |
| TriCounty | 24 | 0.5 | 17.2 | 3.5 |
| Utah County | 211 | 4.7 | 1.7 | 14.9 |
| Wasatch County | 6 | 0.1 | 5.2 | 0.7 |
| Weber/Morgan | 18 | 0.4 | 0.4 | 10.3 |
| Unknown Utah | . | . | 0.0 | 0.0 |
| Outside Utah | 138 | 3.1 | 7.5 | 4.5 |
| Unknown | 5 | 0.1 | 0.3 | 0.2 |

* All general acute care hospitals only.

Table 6
ED Encounters - Patient Profile
January 1 to December 31, 2009

SEVIER VALLEY MEDICAL CENTER # OF ENCOUNTERS: 7,357
PEER GROUP: Acute, rural, low CMI (n=16) COUNTY: Sevier
AFFILIATION: Intermountain Healthcare E.R. BEDS: 3

| Patient Profile | Encounters | | | |
|----------------------------------|------------|------------|--------|----------|
| | Hospital # | Hospital % | Peer % | State* % |
| GENDER | | | | |
| Female | 4,069 | 55.3 | 53.4 | 55.2 |
| Male | 3,288 | 44.7 | 46.6 | 44.8 |
| Unknown | . | . | 0.0 | 0.0 |
| Not reported | . | . | 0.0 | 0.0 |
| AGE | | | | |
| 1-28 days | 22 | 0.3 | 0.3 | 0.2 |
| 29-365 days | 213 | 2.9 | 3.2 | 2.3 |
| 1-4 years | 719 | 9.8 | 9.6 | 6.8 |
| 5-9 | 438 | 6.0 | 6.0 | 4.0 |
| 10-14 | 441 | 6.0 | 5.6 | 3.7 |
| 15-17 | 385 | 5.2 | 5.0 | 3.7 |
| 18-19 | 266 | 3.6 | 3.5 | 3.6 |
| 20-24 | 542 | 7.4 | 8.1 | 10.3 |
| 25-29 | 508 | 6.9 | 8.5 | 10.5 |
| 30-34 | 438 | 6.0 | 7.6 | 8.7 |
| 35-39 | 375 | 5.1 | 5.9 | 6.9 |
| 40-44 | 332 | 4.5 | 4.9 | 5.8 |
| 45-49 | 421 | 5.7 | 5.4 | 6.0 |
| 50-54 | 373 | 5.1 | 5.2 | 5.4 |
| 55-59 | 293 | 4.0 | 4.2 | 4.4 |
| 60-64 | 260 | 3.5 | 3.4 | 3.5 |
| 65-69 | 324 | 4.4 | 3.4 | 3.2 |
| 70-74 | 268 | 3.6 | 2.9 | 2.9 |
| 75-79 | 304 | 4.1 | 2.7 | 2.7 |
| 80-84 | 215 | 2.9 | 2.3 | 2.6 |
| 85-89 | 124 | 1.7 | 1.5 | 1.8 |
| 90 + | 96 | 1.3 | 0.9 | 0.9 |
| Unknown | . | . | 0.0 | 0.0 |
| DISCHARGE STATUS | | | | |
| Home self care | 6,907 | 93.9 | 94.5 | 94.2 |
| Another hospital | 276 | 3.8 | 3.2 | 1.2 |
| Skilled nursing facility | 55 | 0.7 | 0.3 | 1.4 |
| Intermediate care | . | . | 0.2 | 0.1 |
| Another type of institution | 31 | 0.4 | 0.6 | 1.0 |
| Under care of home service | 55 | 0.7 | 0.3 | 1.0 |
| Left against medical advice | 9 | 0.1 | 0.3 | 0.5 |
| Under care of a home iv provider | . | . | . | 0.0 |
| Expired | 23 | 0.3 | 0.2 | 0.4 |
| Not reported | 1 | 0.0 | 0.2 | 0.3 |
| PRIMARY PAYER | | | | |
| Medicare | 1,413 | 19.2 | 15.0 | 15.8 |
| Medicaid | 1,848 | 25.1 | 21.0 | 19.9 |
| Other government | 144 | 2.0 | 3.0 | 2.7 |
| Blue Cross/Blue Shield | 495 | 6.7 | 11.2 | 10.3 |
| Other commercial | 738 | 10.0 | 11.4 | 8.9 |
| Managed care | 1,553 | 21.1 | 20.3 | 24.0 |
| Self pay | 605 | 8.2 | 13.1 | 7.9 |
| Industrial/Worker's Comp | 184 | 2.5 | 2.3 | 1.7 |
| Charity | 202 | 2.7 | 1.2 | 5.2 |
| Children's Health Insurance Plan | 161 | 2.2 | 1.2 | 0.6 |
| Not reported | 14 | 0.2 | 0.2 | 2.8 |
| LOCAL HEALTH DISTRICT | | | | |
| Bear River | 14 | 0.2 | 6.8 | 5.0 |
| Central Utah | 6,370 | 86.6 | 29.5 | 3.5 |
| Davis County | 30 | 0.4 | 0.5 | 8.3 |
| Salt Lake County | 147 | 2.0 | 2.3 | 36.7 |
| Southeastern Utah | 41 | 0.6 | 5.5 | 2.6 |
| Southwest Utah | 146 | 2.0 | 7.6 | 7.2 |
| Summit County | 3 | 0.0 | 1.0 | 0.6 |
| Tooele County | 7 | 0.1 | 14.7 | 2.0 |
| TriCounty | 10 | 0.1 | 17.2 | 3.5 |
| Utah County | 84 | 1.1 | 1.7 | 14.9 |
| Wasatch County | 1 | 0.0 | 5.2 | 0.7 |
| Weber/Morgan | 22 | 0.3 | 0.4 | 10.3 |
| Unknown Utah | 8 | 0.1 | 0.0 | 0.0 |
| Outside Utah | 451 | 6.1 | 7.5 | 4.5 |
| Unknown | 23 | 0.3 | 0.3 | 0.2 |

* All general acute care hospitals only.

Table 6
ED Encounters - Patient Profile
January 1 to December 31, 2009

SALT LAKE REGIONAL MEDICAL CENTER # OF ENCOUNTERS: 9,910
PEER GROUP: Acute, urban, upper medium CMI (n=4) COUNTY: Salt Lake
AFFILIATION: IASIS Healthcare E.R. BEDS: 15

| Patient Profile | Encounters | | | |
|----------------------------------|------------|------------|--------|----------|
| | Hospital # | Hospital % | Peer % | State* % |
| GENDER | | | | |
| Female | 5,574 | 56.2 | 56.0 | 55.2 |
| Male | 4,336 | 43.8 | 44.0 | 44.8 |
| Unknown | . | . | 0.0 | 0.0 |
| Not reported | . | . | . | 0.0 |
| AGE | | | | |
| 1-28 days | 4 | 0.0 | 0.2 | 0.2 |
| 29-365 days | 67 | 0.7 | 2.2 | 2.3 |
| 1-4 years | 189 | 1.9 | 5.8 | 6.8 |
| 5-9 | 110 | 1.1 | 3.3 | 4.0 |
| 10-14 | 148 | 1.5 | 3.1 | 3.7 |
| 15-17 | 163 | 1.6 | 3.2 | 3.7 |
| 18-19 | 288 | 2.9 | 3.7 | 3.6 |
| 20-24 | 979 | 9.9 | 11.3 | 10.3 |
| 25-29 | 1,142 | 11.5 | 10.5 | 10.5 |
| 30-34 | 969 | 9.8 | 8.3 | 8.7 |
| 35-39 | 907 | 9.2 | 6.6 | 6.9 |
| 40-44 | 840 | 8.5 | 5.9 | 5.8 |
| 45-49 | 844 | 8.5 | 6.2 | 6.0 |
| 50-54 | 716 | 7.2 | 5.7 | 5.4 |
| 55-59 | 576 | 5.8 | 4.6 | 4.4 |
| 60-64 | 424 | 4.3 | 3.6 | 3.5 |
| 65-69 | 333 | 3.4 | 3.2 | 3.2 |
| 70-74 | 309 | 3.1 | 3.0 | 2.9 |
| 75-79 | 221 | 2.2 | 3.0 | 2.7 |
| 80-84 | 286 | 2.9 | 3.0 | 2.6 |
| 85-89 | 222 | 2.2 | 2.2 | 1.8 |
| 90 + | 173 | 1.7 | 1.2 | 0.9 |
| Unknown | . | . | . | 0.0 |
| DISCHARGE STATUS | | | | |
| Home self care | 9,105 | 91.9 | 93.4 | 94.2 |
| Another hospital | 18 | 0.2 | 0.4 | 1.2 |
| Skilled nursing facility | 201 | 2.0 | 1.9 | 1.4 |
| Intermediate care | 3 | 0.0 | 0.0 | 0.1 |
| Another type of institution | 128 | 1.3 | 1.3 | 1.0 |
| Under care of home service | 141 | 1.4 | 1.4 | 1.0 |
| Left against medical advice | 102 | 1.0 | 1.0 | 0.5 |
| Under care of a home iv provider | . | . | 0.0 | 0.0 |
| Expired | 36 | 0.4 | 0.5 | 0.4 |
| Not reported | 176 | 1.8 | 0.2 | 0.3 |
| PRIMARY PAYER | | | | |
| Medicare | 2,008 | 20.3 | 17.9 | 15.8 |
| Medicaid | 2,206 | 22.3 | 21.3 | 19.9 |
| Other government | 184 | 1.9 | 2.7 | 2.7 |
| Blue Cross/Blue Shield | 974 | 9.8 | 9.4 | 10.3 |
| Other commercial | 816 | 8.2 | 7.7 | 8.9 |
| Managed care | 982 | 9.9 | 23.2 | 24.0 |
| Self pay | 129 | 1.3 | 5.7 | 7.9 |
| Industrial/Worker's Comp | 140 | 1.4 | 1.5 | 1.7 |
| Charity | 25 | 0.3 | 8.0 | 5.2 |
| Children's Health Insurance Plan | 24 | 0.2 | 0.6 | 0.6 |
| Not reported | 2,422 | 24.4 | 2.0 | 2.8 |
| LOCAL HEALTH DISTRICT | | | | |
| Bear River | 18 | 0.2 | 1.0 | 5.0 |
| Central Utah | 12 | 0.1 | 0.6 | 3.5 |
| Davis County | 290 | 2.9 | 6.8 | 8.3 |
| Salt Lake County | 8,593 | 86.7 | 31.8 | 36.7 |
| Southeastern Utah | 13 | 0.1 | 0.3 | 2.6 |
| Southwest Utah | 23 | 0.2 | 0.2 | 7.2 |
| Summit County | 57 | 0.6 | 0.4 | 0.6 |
| Tooele County | 85 | 0.9 | 0.3 | 2.0 |
| TriCounty | 22 | 0.2 | 0.2 | 3.5 |
| Utah County | 101 | 1.0 | 24.0 | 14.9 |
| Wasatch County | 6 | 0.1 | 0.2 | 0.7 |
| Weber/Morgan | 71 | 0.7 | 30.6 | 10.3 |
| Unknown Utah | 4 | 0.0 | 0.0 | 0.0 |
| Outside Utah | 538 | 5.4 | 3.4 | 4.5 |
| Unknown | 77 | 0.8 | 0.2 | 0.2 |

* All general acute care hospitals only.

Table 6
ED Encounters - Patient Profile
January 1 to December 31, 2009

ST MARKS HOSPITAL # OF ENCOUNTERS: 42,580
PEER GROUP: Acute, urban, upper medium CMI (n=4) COUNTY: Salt Lake
AFFILIATION: Mountainstar Healthcare E.R. BEDS: 21

| Patient Profile | Encounters | | | |
|----------------------------------|------------|------------|--------|----------|
| | Hospital # | Hospital % | Peer % | State* % |
| GENDER | | | | |
| Female | 25,232 | 59.3 | 56.0 | 55.2 |
| Male | 17,347 | 40.7 | 44.0 | 44.8 |
| Unknown | 1 | 0.0 | 0.0 | 0.0 |
| Not reported | . | . | . | 0.0 |
| AGE | | | | |
| 1-28 days | 31 | 0.1 | 0.2 | 0.2 |
| 29-365 days | 477 | 1.1 | 2.2 | 2.3 |
| 1-4 years | 1,324 | 3.1 | 5.8 | 6.8 |
| 5-9 | 838 | 2.0 | 3.3 | 4.0 |
| 10-14 | 863 | 2.0 | 3.1 | 3.7 |
| 15-17 | 1,035 | 2.4 | 3.2 | 3.7 |
| 18-19 | 1,231 | 2.9 | 3.7 | 3.6 |
| 20-24 | 4,304 | 10.1 | 11.3 | 10.3 |
| 25-29 | 4,779 | 11.2 | 10.5 | 10.5 |
| 30-34 | 3,852 | 9.0 | 8.3 | 8.7 |
| 35-39 | 3,172 | 7.4 | 6.6 | 6.9 |
| 40-44 | 2,955 | 6.9 | 5.9 | 5.8 |
| 45-49 | 2,985 | 7.0 | 6.2 | 6.0 |
| 50-54 | 2,575 | 6.0 | 5.7 | 5.4 |
| 55-59 | 2,239 | 5.3 | 4.6 | 4.4 |
| 60-64 | 1,688 | 4.0 | 3.6 | 3.5 |
| 65-69 | 1,480 | 3.5 | 3.2 | 3.2 |
| 70-74 | 1,501 | 3.5 | 3.0 | 2.9 |
| 75-79 | 1,457 | 3.4 | 3.0 | 2.7 |
| 80-84 | 1,665 | 3.9 | 3.0 | 2.6 |
| 85-89 | 1,356 | 3.2 | 2.2 | 1.8 |
| 90 + | 773 | 1.8 | 1.2 | 0.9 |
| Unknown | . | . | . | 0.0 |
| DISCHARGE STATUS | | | | |
| Home self care | 39,522 | 92.8 | 93.4 | 94.2 |
| Another hospital | 132 | 0.3 | 0.4 | 1.2 |
| Skilled nursing facility | 1,132 | 2.7 | 1.9 | 1.4 |
| Intermediate care | 2 | 0.0 | 0.0 | 0.1 |
| Another type of institution | 686 | 1.6 | 1.3 | 1.0 |
| Under care of home service | 616 | 1.4 | 1.4 | 1.0 |
| Left against medical advice | 217 | 0.5 | 1.0 | 0.5 |
| Under care of a home iv provider | . | . | 0.0 | 0.0 |
| Expired | 242 | 0.6 | 0.5 | 0.4 |
| Not reported | 31 | 0.1 | 0.2 | 0.3 |
| PRIMARY PAYER | | | | |
| Medicare | 9,154 | 21.5 | 17.9 | 15.8 |
| Medicaid | 9,158 | 21.5 | 21.3 | 19.9 |
| Other government | 644 | 1.5 | 2.7 | 2.7 |
| Blue Cross/Blue Shield | 6,617 | 15.5 | 9.4 | 10.3 |
| Other commercial | 2,743 | 6.4 | 7.7 | 8.9 |
| Managed care | 7,501 | 17.6 | 23.2 | 24.0 |
| Self pay | 4,694 | 11.0 | 5.7 | 7.9 |
| Industrial/Worker's Comp | 724 | 1.7 | 1.5 | 1.7 |
| Charity | 1,196 | 2.8 | 8.0 | 5.2 |
| Children's Health Insurance Plan | 108 | 0.3 | 0.6 | 0.6 |
| Not reported | 41 | 0.1 | 2.0 | 2.8 |
| LOCAL HEALTH DISTRICT | | | | |
| Bear River | 48 | 0.1 | 1.0 | 5.0 |
| Central Utah | 48 | 0.1 | 0.6 | 3.5 |
| Davis County | 517 | 1.2 | 6.8 | 8.3 |
| Salt Lake County | 39,366 | 92.5 | 31.8 | 36.7 |
| Southeastern Utah | 45 | 0.1 | 0.3 | 2.6 |
| Southwest Utah | 52 | 0.1 | 0.2 | 7.2 |
| Summit County | 332 | 0.8 | 0.4 | 0.6 |
| Tooele County | 358 | 0.8 | 0.3 | 2.0 |
| TriCounty | 62 | 0.1 | 0.2 | 3.5 |
| Utah County | 416 | 1.0 | 24.0 | 14.9 |
| Wasatch County | 65 | 0.2 | 0.2 | 0.7 |
| Weber/Morgan | 156 | 0.4 | 30.6 | 10.3 |
| Unknown Utah | 26 | 0.1 | 0.0 | 0.0 |
| Outside Utah | 1,056 | 2.5 | 3.4 | 4.5 |
| Unknown | 33 | 0.1 | 0.2 | 0.2 |

* All general acute care hospitals only.

Table 6
ED Encounters - Patient Profile
January 1 to December 31, 2009

TIMPANOGOS REGIONAL HOSPITAL # OF ENCOUNTERS: 17,394
PEER GROUP: Acute, urban, low CMI (n=5) COUNTY: Utah
AFFILIATION: Mountainstar Healthcare E.R. BEDS: 6

| Patient Profile | Encounters | | | |
|----------------------------------|------------|------------|--------|----------|
| | Hospital # | Hospital % | Peer % | State* % |
| GENDER | | | | |
| Female | 9,821 | 56.5 | 56.2 | 55.2 |
| Male | 7,573 | 43.5 | 43.8 | 44.8 |
| Unknown | . | . | . | 0.0 |
| Not reported | . | . | . | 0.0 |
| AGE | | | | |
| 1-28 days | 44 | 0.3 | 0.2 | 0.2 |
| 29-365 days | 396 | 2.3 | 2.6 | 2.3 |
| 1-4 years | 1,342 | 7.7 | 8.3 | 6.8 |
| 5-9 | 728 | 4.2 | 4.9 | 4.0 |
| 10-14 | 694 | 4.0 | 4.7 | 3.7 |
| 15-17 | 651 | 3.7 | 4.2 | 3.7 |
| 18-19 | 595 | 3.4 | 3.5 | 3.6 |
| 20-24 | 1,875 | 10.8 | 10.1 | 10.3 |
| 25-29 | 2,087 | 12.0 | 10.9 | 10.5 |
| 30-34 | 1,773 | 10.2 | 9.7 | 8.7 |
| 35-39 | 1,346 | 7.7 | 7.6 | 6.9 |
| 40-44 | 953 | 5.5 | 5.8 | 5.8 |
| 45-49 | 894 | 5.1 | 5.3 | 6.0 |
| 50-54 | 828 | 4.8 | 4.5 | 5.4 |
| 55-59 | 574 | 3.3 | 3.7 | 4.4 |
| 60-64 | 495 | 2.8 | 2.8 | 3.5 |
| 65-69 | 435 | 2.5 | 2.8 | 3.2 |
| 70-74 | 438 | 2.5 | 2.2 | 2.9 |
| 75-79 | 363 | 2.1 | 2.1 | 2.7 |
| 80-84 | 399 | 2.3 | 2.0 | 2.6 |
| 85-89 | 315 | 1.8 | 1.5 | 1.8 |
| 90 + | 169 | 1.0 | 0.7 | 0.9 |
| Unknown | . | . | . | 0.0 |
| DISCHARGE STATUS | | | | |
| Home self care | 16,681 | 95.9 | 95.0 | 94.2 |
| Another hospital | 142 | 0.8 | 1.6 | 1.2 |
| Skilled nursing facility | 192 | 1.1 | 0.9 | 1.4 |
| Intermediate care | 1 | 0.0 | 0.1 | 0.1 |
| Another type of institution | 112 | 0.6 | 0.8 | 1.0 |
| Under care of home service | 167 | 1.0 | 0.6 | 1.0 |
| Left against medical advice | 46 | 0.3 | 0.3 | 0.5 |
| Under care of a home iv provider | . | . | . | 0.0 |
| Expired | 49 | 0.3 | 0.3 | 0.4 |
| Not reported | 4 | 0.0 | 0.5 | 0.3 |
| PRIMARY PAYER | | | | |
| Medicare | 2,545 | 14.6 | 12.3 | 15.8 |
| Medicaid | 3,335 | 19.2 | 18.1 | 19.9 |
| Other government | 298 | 1.7 | 2.2 | 2.7 |
| Blue Cross/Blue Shield | 3,024 | 17.4 | 11.3 | 10.3 |
| Other commercial | 1,386 | 8.0 | 9.0 | 8.9 |
| Managed care | 3,942 | 22.7 | 30.5 | 24.0 |
| Self pay | 2,346 | 13.5 | 6.1 | 7.9 |
| Industrial/Worker's Comp | 317 | 1.8 | 1.4 | 1.7 |
| Charity | 175 | 1.0 | 4.0 | 5.2 |
| Children's Health Insurance Plan | . | . | 0.9 | 0.6 |
| Not reported | 26 | 0.1 | 4.3 | 2.8 |
| LOCAL HEALTH DISTRICT | | | | |
| Bear River | 43 | 0.2 | 0.1 | 5.0 |
| Central Utah | 98 | 0.6 | 0.3 | 3.5 |
| Davis County | 42 | 0.2 | 0.4 | 8.3 |
| Salt Lake County | 353 | 2.0 | 52.7 | 36.7 |
| Southeastern Utah | 97 | 0.6 | 0.2 | 2.6 |
| Southwest Utah | 48 | 0.3 | 0.2 | 7.2 |
| Summit County | 17 | 0.1 | 0.1 | 0.6 |
| Tooele County | 12 | 0.1 | 0.2 | 2.0 |
| TriCounty | 52 | 0.3 | 0.1 | 3.5 |
| Utah County | 15,825 | 91.0 | 42.5 | 14.9 |
| Wasatch County | 82 | 0.5 | 0.1 | 0.7 |
| Weber/Morgan | 19 | 0.1 | 0.1 | 10.3 |
| Unknown Utah | 2 | 0.0 | 0.0 | 0.0 |
| Outside Utah | 677 | 3.9 | 2.7 | 4.5 |
| Unknown | 27 | 0.2 | 0.2 | 0.2 |

* All general acute care hospitals only.

Table 6
ED Encounters - Patient Profile
January 1 to December 31, 2009

UINTAH BASIN MEDICAL CENTER # OF ENCOUNTERS: 13,485
PEER GROUP: Acute, rural, low CMI (n=16) COUNTY: Duchesne
AFFILIATION: Freestanding E.R. BEDS: 7

| Patient Profile | Encounters | | | |
|----------------------------------|---------------|---------------|-----------|-------------|
| | Hospital # | Hospital % | Peer % | State* % |
| GENDER | | | | |
| Female | 7,272 | 53.9 | 53.4 | 55.2 |
| Male | 6,206 | 46.0 | 46.6 | 44.8 |
| Unknown | 3 | 0.0 | 0.0 | 0.0 |
| Not reported | 4 | 0.0 | 0.0 | 0.0 |
| AGE | | | | |
| 1-28 days | 43 | 0.3 | 0.3 | 0.2 |
| 29-365 days | 524 | 3.9 | 3.2 | 2.3 |
| 1-4 years | 1,280 | 9.5 | 9.6 | 6.8 |
| 5-9 | 773 | 5.7 | 6.0 | 4.0 |
| 10-14 | 673 | 5.0 | 5.6 | 3.7 |
| 15-17 | 604 | 4.5 | 5.0 | 3.7 |
| 18-19 | 390 | 2.9 | 3.5 | 3.6 |
| 20-24 | 1,248 | 9.3 | 8.1 | 10.3 |
| 25-29 | 1,563 | 11.6 | 8.5 | 10.5 |
| 30-34 | 1,173 | 8.7 | 7.6 | 8.7 |
| 35-39 | 747 | 5.5 | 5.9 | 6.9 |
| 40-44 | 713 | 5.3 | 4.9 | 5.8 |
| 45-49 | 728 | 5.4 | 5.4 | 6.0 |
| 50-54 | 703 | 5.2 | 5.2 | 5.4 |
| 55-59 | 501 | 3.7 | 4.2 | 4.4 |
| 60-64 | 375 | 2.8 | 3.4 | 3.5 |
| 65-69 | 356 | 2.6 | 3.4 | 3.2 |
| 70-74 | 314 | 2.3 | 2.9 | 2.9 |
| 75-79 | 274 | 2.0 | 2.7 | 2.7 |
| 80-84 | 270 | 2.0 | 2.3 | 2.6 |
| 85-89 | 152 | 1.1 | 1.5 | 1.8 |
| 90 + | 80 | 0.6 | 0.9 | 0.9 |
| Unknown | 1 | 0.0 | 0.0 | 0.0 |
| DISCHARGE STATUS | | | | |
| Home self care | 13,087 | 97.0 | 94.5 | 94.2 |
| Another hospital | 229 | 1.7 | 3.2 | 1.2 |
| Skilled nursing facility | 47 | 0.3 | 0.3 | 1.4 |
| Intermediate care | 1 | 0.0 | 0.2 | 0.1 |
| Another type of institution | 50 | 0.4 | 0.6 | 1.0 |
| Under care of home service | 3 | 0.0 | 0.3 | 1.0 |
| Left against medical advice | 43 | 0.3 | 0.3 | 0.5 |
| Under care of a home iv provider | . | . | . | 0.0 |
| Expired | 22 | 0.2 | 0.2 | 0.4 |
| Not reported | 3 | 0.0 | 0.2 | 0.3 |
| PRIMARY PAYER | | | | |
| Medicare | 1,648 | 12.2 | 15.0 | 15.8 |
| Medicaid | 2,673 | 19.8 | 21.0 | 19.9 |
| Other government | 968 | 7.2 | 3.0 | 2.7 |
| Blue Cross/Blue Shield | 1,277 | 9.5 | 11.2 | 10.3 |
| Other commercial | 1,379 | 10.2 | 11.4 | 8.9 |
| Managed care | 2,160 | 16.0 | 20.3 | 24.0 |
| Self pay | 2,887 | 21.4 | 13.1 | 7.9 |
| Industrial/Worker's Comp | 383 | 2.8 | 2.3 | 1.7 |
| Charity | 1 | 0.0 | 1.2 | 5.2 |
| Children's Health Insurance Plan | 108 | 0.8 | 1.2 | 0.6 |
| Not reported | 1 | 0.0 | 0.2 | 2.8 |
| LOCAL HEALTH DISTRICT | | | | |
| Bear River | 10 | 0.1 | 6.8 | 5.0 |
| Central Utah | 16 | 0.1 | 29.5 | 3.5 |
| Davis County | 29 | 0.2 | 0.5 | 8.3 |
| Salt Lake County | 146 | 1.1 | 2.3 | 36.7 |
| Southeastern Utah | 31 | 0.2 | 5.5 | 2.6 |
| Southwest Utah | 18 | 0.1 | 7.6 | 7.2 |
| Summit County | 12 | 0.1 | 1.0 | 0.6 |
| Tooele County | 11 | 0.1 | 14.7 | 2.0 |
| TriCounty | 12,859 | 95.4 | 17.2 | 3.5 |
| Utah County | 67 | 0.5 | 1.7 | 14.9 |
| Wasatch County | 10 | 0.1 | 5.2 | 0.7 |
| Weber/Morgan | 19 | 0.1 | 0.4 | 10.3 |
| Unknown Utah | . | . | 0.0 | 0.0 |
| Outside Utah | 254 | 1.9 | 7.5 | 4.5 |
| Unknown | 3 | 0.0 | 0.3 | 0.2 |

* All general acute care hospitals only.

Table 6
ED Encounters - Patient Profile
January 1 to December 31, 2009

UHC UNIVERSITY HOSPITALS & CLINICS # OF ENCOUNTERS: 38,406
PEER GROUP: Acute, urban, high CMI (n=3) COUNTY: Salt Lake
AFFILIATION: University Healthcare E.R. BEDS: 28

| Patient Profile | Encounters | | | |
|----------------------------------|------------|------------|--------|----------|
| | Hospital # | Hospital % | Peer % | State* % |
| GENDER | | | | |
| Female | 20,572 | 53.6 | 55.8 | 55.2 |
| Male | 17,834 | 46.4 | 44.2 | 44.8 |
| Unknown | . | . | . | 0.0 |
| Not reported | . | . | . | 0.0 |
| AGE | | | | |
| 1-28 days | 16 | 0.0 | 0.1 | 0.2 |
| 29-365 days | 86 | 0.2 | 1.1 | 2.3 |
| 1-4 years | 245 | 0.6 | 3.0 | 6.8 |
| 5-9 | 169 | 0.4 | 1.8 | 4.0 |
| 10-14 | 305 | 0.8 | 1.9 | 3.7 |
| 15-17 | 864 | 2.2 | 2.7 | 3.7 |
| 18-19 | 1,606 | 4.2 | 3.5 | 3.6 |
| 20-24 | 4,939 | 12.9 | 11.6 | 10.3 |
| 25-29 | 5,311 | 13.8 | 12.2 | 10.5 |
| 30-34 | 4,277 | 11.1 | 9.9 | 8.7 |
| 35-39 | 3,498 | 9.1 | 8.1 | 6.9 |
| 40-44 | 2,940 | 7.7 | 6.9 | 5.8 |
| 45-49 | 3,087 | 8.0 | 7.4 | 6.0 |
| 50-54 | 2,796 | 7.3 | 6.7 | 5.4 |
| 55-59 | 2,155 | 5.6 | 5.5 | 4.4 |
| 60-64 | 1,618 | 4.2 | 4.1 | 3.5 |
| 65-69 | 1,243 | 3.2 | 3.5 | 3.2 |
| 70-74 | 996 | 2.6 | 2.9 | 2.9 |
| 75-79 | 818 | 2.1 | 2.6 | 2.7 |
| 80-84 | 712 | 1.9 | 2.3 | 2.6 |
| 85-89 | 529 | 1.4 | 1.6 | 1.8 |
| 90 + | 196 | 0.5 | 0.7 | 0.9 |
| Unknown | . | . | . | 0.0 |
| DISCHARGE STATUS | | | | |
| Home self care | 35,873 | 93.4 | 93.4 | 94.2 |
| Another hospital | 44 | 0.1 | 0.4 | 1.2 |
| Skilled nursing facility | 865 | 2.3 | 1.9 | 1.4 |
| Intermediate care | 32 | 0.1 | 0.0 | 0.1 |
| Another type of institution | 495 | 1.3 | 1.5 | 1.0 |
| Under care of home service | 627 | 1.6 | 1.8 | 1.0 |
| Left against medical advice | 124 | 0.3 | 0.4 | 0.5 |
| Under care of a home iv provider | . | . | 0.0 | 0.0 |
| Expired | 266 | 0.7 | 0.5 | 0.4 |
| Not reported | 80 | 0.2 | 0.1 | 0.3 |
| PRIMARY PAYER | | | | |
| Medicare | 6,211 | 16.2 | 15.9 | 15.8 |
| Medicaid | 7,175 | 18.7 | 16.7 | 19.9 |
| Other government | 766 | 2.0 | 1.5 | 2.7 |
| Blue Cross/Blue Shield | 5,954 | 15.5 | 8.6 | 10.3 |
| Other commercial | 3,551 | 9.2 | 8.5 | 8.9 |
| Managed care | 6,095 | 15.9 | 27.8 | 24.0 |
| Self pay | 7,654 | 19.9 | 11.1 | 7.9 |
| Industrial/Worker's Comp | 913 | 2.4 | 1.9 | 1.7 |
| Charity | 43 | 0.1 | 7.3 | 5.2 |
| Children's Health Insurance Plan | 25 | 0.1 | 0.2 | 0.6 |
| Not reported | 19 | 0.0 | 0.5 | 2.8 |
| LOCAL HEALTH DISTRICT | | | | |
| Bear River | 202 | 0.5 | 0.3 | 5.0 |
| Central Utah | 131 | 0.3 | 0.2 | 3.5 |
| Davis County | 2,245 | 5.8 | 3.3 | 8.3 |
| Salt Lake County | 27,781 | 72.3 | 84.4 | 36.7 |
| Southeastern Utah | 168 | 0.4 | 0.2 | 2.6 |
| Southwest Utah | 148 | 0.4 | 0.3 | 7.2 |
| Summit County | 1,041 | 2.7 | 1.4 | 0.6 |
| Tooele County | 823 | 2.1 | 1.3 | 2.0 |
| TriCounty | 295 | 0.8 | 0.4 | 3.5 |
| Utah County | 806 | 2.1 | 1.8 | 14.9 |
| Wasatch County | 156 | 0.4 | 0.2 | 0.7 |
| Weber/Morgan | 609 | 1.6 | 0.8 | 10.3 |
| Unknown Utah | 1 | 0.0 | 0.0 | 0.0 |
| Outside Utah | 3,981 | 10.4 | 5.1 | 4.5 |
| Unknown | 19 | 0.0 | 0.1 | 0.2 |

* All general acute care hospitals only.

Table 6
ED Encounters - Patient Profile
January 1 to December 31, 2009

UHC HUNTSMAN CANCER HOSPITAL # OF ENCOUNTERS: 437
PEER GROUP: None (n=4) COUNTY: Salt Lake
AFFILIATION: University Healthcare E.R. BEDS: 0

| Patient Profile | Encounters | | | |
|----------------------------------|------------|------------|--------|----------|
| | Hospital # | Hospital % | Peer % | State* % |
| GENDER | | | | |
| Female | 212 | 48.5 | . | 55.2 |
| Male | 225 | 51.5 | . | 44.8 |
| Unknown | . | . | . | 0.0 |
| Not reported | . | . | . | 0.0 |
| AGE | | | | |
| 1-28 days | . | . | . | 0.2 |
| 29-365 days | . | . | . | 2.3 |
| 1-4 years | . | . | . | 6.8 |
| 5-9 | . | . | . | 4.0 |
| 10-14 | . | . | . | 3.7 |
| 15-17 | . | . | . | 3.7 |
| 18-19 | . | . | . | 3.6 |
| 20-24 | 7 | 1.6 | . | 10.3 |
| 25-29 | 20 | 4.6 | . | 10.5 |
| 30-34 | 20 | 4.6 | . | 8.7 |
| 35-39 | 14 | 3.2 | . | 6.9 |
| 40-44 | 15 | 3.4 | . | 5.8 |
| 45-49 | 32 | 7.3 | . | 6.0 |
| 50-54 | 48 | 11.0 | . | 5.4 |
| 55-59 | 42 | 9.6 | . | 4.4 |
| 60-64 | 53 | 12.1 | . | 3.5 |
| 65-69 | 65 | 14.9 | . | 3.2 |
| 70-74 | 49 | 11.2 | . | 2.9 |
| 75-79 | 38 | 8.7 | . | 2.7 |
| 80-84 | 19 | 4.3 | . | 2.6 |
| 85-89 | 14 | 3.2 | . | 1.8 |
| 90 + | 1 | 0.2 | . | 0.9 |
| Unknown | . | . | . | 0.0 |
| DISCHARGE STATUS | | | | |
| Home self care | 219 | 50.1 | . | 94.2 |
| Another hospital | 2 | 0.5 | . | 1.2 |
| Skilled nursing facility | 64 | 14.6 | . | 1.4 |
| Intermediate care | . | . | . | 0.1 |
| Another type of institution | 5 | 1.1 | . | 1.0 |
| Under care of home service | 130 | 29.7 | . | 1.0 |
| Left against medical advice | 1 | 0.2 | . | 0.5 |
| Under care of a home iv provider | . | . | . | 0.0 |
| Expired | 16 | 3.7 | . | 0.4 |
| Not reported | . | . | . | 0.3 |
| PRIMARY PAYER | | | | |
| Medicare | 167 | 38.2 | . | 15.8 |
| Medicaid | 47 | 10.8 | . | 19.9 |
| Other government | 3 | 0.7 | . | 2.7 |
| Blue Cross/Blue Shield | 71 | 16.2 | . | 10.3 |
| Other commercial | 43 | 9.8 | . | 8.9 |
| Managed care | 80 | 18.3 | . | 24.0 |
| Self pay | 24 | 5.5 | . | 7.9 |
| Industrial/Worker's Comp | . | . | . | 1.7 |
| Charity | 2 | 0.5 | . | 5.2 |
| Children's Health Insurance Plan | . | . | . | 0.6 |
| Not reported | . | . | . | 2.8 |
| LOCAL HEALTH DISTRICT | | | | |
| Bear River | 9 | 2.1 | . | 5.0 |
| Central Utah | 1 | 0.2 | . | 3.5 |
| Davis County | 59 | 13.5 | . | 8.3 |
| Salt Lake County | 220 | 50.3 | . | 36.7 |
| Southeastern Utah | 8 | 1.8 | . | 2.6 |
| Southwest Utah | 3 | 0.7 | . | 7.2 |
| Summit County | 19 | 4.3 | . | 0.6 |
| Tooele County | 11 | 2.5 | . | 2.0 |
| TriCounty | 9 | 2.1 | . | 3.5 |
| Utah County | 22 | 5.0 | . | 14.9 |
| Wasatch County | 1 | 0.2 | . | 0.7 |
| Weber/Morgan | 17 | 3.9 | . | 10.3 |
| Unknown Utah | . | . | . | 0.0 |
| Outside Utah | 58 | 13.3 | . | 4.5 |
| Unknown | . | . | . | 0.2 |

* All general acute care hospitals only.

Table 6
ED Encounters - Patient Profile
January 1 to December 31, 2009

UTAH VALLEY REGIONAL MEDICAL CENTER # OF ENCOUNTERS: 42,230
PEER GROUP: Acute, urban, upper medium CMI (n=4) COUNTY: Utah
AFFILIATION: Intermountain Healthcare E.R. BEDS: 20

| Patient Profile | Encounters | | | |
|----------------------------------|---------------|---------------|-----------|-------------|
| | Hospital # | Hospital % | Peer % | State* % |
| GENDER | | | | |
| Female | 22,630 | 53.6 | 56.0 | 55.2 |
| Male | 19,600 | 46.4 | 44.0 | 44.8 |
| Unknown | . | . | 0.0 | 0.0 |
| Not reported | . | . | . | 0.0 |
| AGE | | | | |
| 1-28 days | 119 | 0.3 | 0.2 | 0.2 |
| 29-365 days | 1,125 | 2.7 | 2.2 | 2.3 |
| 1-4 years | 3,115 | 7.4 | 5.8 | 6.8 |
| 5-9 | 1,528 | 3.6 | 3.3 | 4.0 |
| 10-14 | 1,391 | 3.3 | 3.1 | 3.7 |
| 15-17 | 1,515 | 3.6 | 3.2 | 3.7 |
| 18-19 | 2,110 | 5.0 | 3.7 | 3.6 |
| 20-24 | 5,988 | 14.2 | 11.3 | 10.3 |
| 25-29 | 4,632 | 11.0 | 10.5 | 10.5 |
| 30-34 | 3,157 | 7.5 | 8.3 | 8.7 |
| 35-39 | 2,434 | 5.8 | 6.6 | 6.9 |
| 40-44 | 1,885 | 4.5 | 5.9 | 5.8 |
| 45-49 | 2,150 | 5.1 | 6.2 | 6.0 |
| 50-54 | 2,067 | 4.9 | 5.7 | 5.4 |
| 55-59 | 1,686 | 4.0 | 4.6 | 4.4 |
| 60-64 | 1,463 | 3.5 | 3.6 | 3.5 |
| 65-69 | 1,309 | 3.1 | 3.2 | 3.2 |
| 70-74 | 1,170 | 2.8 | 3.0 | 2.9 |
| 75-79 | 1,198 | 2.8 | 3.0 | 2.7 |
| 80-84 | 1,120 | 2.7 | 3.0 | 2.6 |
| 85-89 | 683 | 1.6 | 2.2 | 1.8 |
| 90 + | 385 | 0.9 | 1.2 | 0.9 |
| Unknown | . | . | . | 0.0 |
| DISCHARGE STATUS | | | | |
| Home self care | 39,163 | 92.7 | 93.4 | 94.2 |
| Another hospital | 248 | 0.6 | 0.4 | 1.2 |
| Skilled nursing facility | 680 | 1.6 | 1.9 | 1.4 |
| Intermediate care | 3 | 0.0 | 0.0 | 0.1 |
| Another type of institution | 453 | 1.1 | 1.3 | 1.0 |
| Under care of home service | 468 | 1.1 | 1.4 | 1.0 |
| Left against medical advice | 894 | 2.1 | 1.0 | 0.5 |
| Under care of a home iv provider | 3 | 0.0 | 0.0 | 0.0 |
| Expired | 194 | 0.5 | 0.5 | 0.4 |
| Not reported | 124 | 0.3 | 0.2 | 0.3 |
| PRIMARY PAYER | | | | |
| Medicare | 6,610 | 15.7 | 17.9 | 15.8 |
| Medicaid | 8,668 | 20.5 | 21.3 | 19.9 |
| Other government | 796 | 1.9 | 2.7 | 2.7 |
| Blue Cross/Blue Shield | 2,274 | 5.4 | 9.4 | 10.3 |
| Other commercial | 3,689 | 8.7 | 7.7 | 8.9 |
| Managed care | 13,746 | 32.6 | 23.2 | 24.0 |
| Self pay | 1,776 | 4.2 | 5.7 | 7.9 |
| Industrial/Worker's Comp | 586 | 1.4 | 1.5 | 1.7 |
| Charity | 3,309 | 7.8 | 8.0 | 5.2 |
| Children's Health Insurance Plan | 338 | 0.8 | 0.6 | 0.6 |
| Not reported | 438 | 1.0 | 2.0 | 2.8 |
| LOCAL HEALTH DISTRICT | | | | |
| Bear River | 70 | 0.2 | 1.0 | 5.0 |
| Central Utah | 846 | 2.0 | 0.6 | 3.5 |
| Davis County | 177 | 0.4 | 6.8 | 8.3 |
| Salt Lake County | 809 | 1.9 | 31.8 | 36.7 |
| Southeastern Utah | 395 | 0.9 | 0.3 | 2.6 |
| Southwest Utah | 221 | 0.5 | 0.2 | 7.2 |
| Summit County | 47 | 0.1 | 0.4 | 0.6 |
| Tooele County | 47 | 0.1 | 0.3 | 2.0 |
| TriCounty | 127 | 0.3 | 0.2 | 3.5 |
| Utah County | 36,596 | 86.7 | 24.0 | 14.9 |
| Wasatch County | 246 | 0.6 | 0.2 | 0.7 |
| Weber/Morgan | 96 | 0.2 | 30.6 | 10.3 |
| Unknown Utah | 16 | 0.0 | 0.0 | 0.0 |
| Outside Utah | 2,409 | 5.7 | 3.4 | 4.5 |
| Unknown | 128 | 0.3 | 0.2 | 0.2 |

* All general acute care hospitals only.

Table 6
ED Encounters - Patient Profile
January 1 to December 31, 2009

VALLEY VIEW MEDICAL CENTER # OF ENCOUNTERS: 14,279
PEER GROUP: Acute, rural, high CMI (n=6) COUNTY: Iron
AFFILIATION: Intermountain Healthcare E.R. BEDS: 7

| Patient Profile | Encounters | | | |
|----------------------------------|------------|------------|--------|----------|
| | Hospital # | Hospital % | Peer % | State* % |
| GENDER | | | | |
| Female | 7,563 | 53.0 | 52.9 | 55.2 |
| Male | 6,716 | 47.0 | 47.1 | 44.8 |
| Unknown | . | . | 0.0 | 0.0 |
| Not reported | . | . | . | 0.0 |
| AGE | | | | |
| 1-28 days | 24 | 0.2 | 0.3 | 0.2 |
| 29-365 days | 434 | 3.0 | 2.9 | 2.3 |
| 1-4 years | 1,225 | 8.6 | 8.6 | 6.8 |
| 5-9 | 681 | 4.8 | 5.0 | 4.0 |
| 10-14 | 761 | 5.3 | 4.5 | 3.7 |
| 15-17 | 645 | 4.5 | 4.0 | 3.7 |
| 18-19 | 718 | 5.0 | 3.7 | 3.6 |
| 20-24 | 1,484 | 10.4 | 9.2 | 10.3 |
| 25-29 | 1,233 | 8.6 | 8.9 | 10.5 |
| 30-34 | 1,024 | 7.2 | 7.0 | 8.7 |
| 35-39 | 816 | 5.7 | 5.6 | 6.9 |
| 40-44 | 692 | 4.8 | 4.8 | 5.8 |
| 45-49 | 727 | 5.1 | 5.2 | 6.0 |
| 50-54 | 695 | 4.9 | 4.9 | 5.4 |
| 55-59 | 627 | 4.4 | 4.1 | 4.4 |
| 60-64 | 513 | 3.6 | 3.7 | 3.5 |
| 65-69 | 521 | 3.6 | 3.6 | 3.2 |
| 70-74 | 475 | 3.3 | 3.7 | 2.9 |
| 75-79 | 363 | 2.5 | 3.5 | 2.7 |
| 80-84 | 297 | 2.1 | 3.3 | 2.6 |
| 85-89 | 214 | 1.5 | 2.3 | 1.8 |
| 90 + | 110 | 0.8 | 1.1 | 0.9 |
| Unknown | . | . | 0.0 | 0.0 |
| DISCHARGE STATUS | | | | |
| Home self care | 13,696 | 95.9 | 94.7 | 94.2 |
| Another hospital | 202 | 1.4 | 1.3 | 1.2 |
| Skilled nursing facility | 176 | 1.2 | 1.6 | 1.4 |
| Intermediate care | . | . | 0.0 | 0.1 |
| Another type of institution | 21 | 0.1 | 0.7 | 1.0 |
| Under care of home service | 105 | 0.7 | 0.8 | 1.0 |
| Left against medical advice | 31 | 0.2 | 0.5 | 0.5 |
| Under care of a home iv provider | . | . | 0.0 | 0.0 |
| Expired | 47 | 0.3 | 0.4 | 0.4 |
| Not reported | 1 | 0.0 | 0.0 | 0.3 |
| PRIMARY PAYER | | | | |
| Medicare | 2,372 | 16.6 | 18.8 | 15.8 |
| Medicaid | 3,527 | 24.7 | 19.8 | 19.9 |
| Other government | 427 | 3.0 | 2.0 | 2.7 |
| Blue Cross/Blue Shield | 1,364 | 9.6 | 11.8 | 10.3 |
| Other commercial | 1,610 | 11.3 | 11.1 | 8.9 |
| Managed care | 2,592 | 18.2 | 19.3 | 24.0 |
| Self pay | 575 | 4.0 | 8.2 | 7.9 |
| Industrial/Worker's Comp | 251 | 1.8 | 2.1 | 1.7 |
| Charity | 1,326 | 9.3 | 5.4 | 5.2 |
| Children's Health Insurance Plan | 172 | 1.2 | 1.0 | 0.6 |
| Not reported | 63 | 0.4 | 0.4 | 2.8 |
| LOCAL HEALTH DISTRICT | | | | |
| Bear River | 28 | 0.2 | 25.2 | 5.0 |
| Central Utah | 100 | 0.7 | 0.3 | 3.5 |
| Davis County | 41 | 0.3 | 0.5 | 8.3 |
| Salt Lake County | 147 | 1.0 | 1.5 | 36.7 |
| Southeastern Utah | 47 | 0.3 | 11.8 | 2.6 |
| Southwest Utah | 12,393 | 86.8 | 40.0 | 7.2 |
| Summit County | 4 | 0.0 | 1.1 | 0.6 |
| Tooele County | 12 | 0.1 | 0.1 | 2.0 |
| TriCounty | 14 | 0.1 | 10.1 | 3.5 |
| Utah County | 136 | 1.0 | 0.8 | 14.9 |
| Wasatch County | 9 | 0.1 | 0.1 | 0.7 |
| Weber/Morgan | 31 | 0.2 | 0.7 | 10.3 |
| Unknown Utah | . | . | 0.0 | 0.0 |
| Outside Utah | 1,275 | 8.9 | 7.4 | 4.5 |
| Unknown | 42 | 0.3 | 0.4 | 0.2 |

* All general acute care hospitals only.

Table 7
ED Encounters by Major Disease Category
January 1, 2009 to December 31, 2009

Health District of Hospital: Southeastern Utah
Inpatient Peer group: Acute, rural, low CMI (n=16)

County: Grand
Ownership: Government

ED beds: 3
Affiliation: Management

| Major disease category and ICD-9 code range* | Number of Encounters | | | Percent of Encounters | | | Total Charges*** | | | |
|---|----------------------|-----------|------------|-----------------------|-----------|------------|------------------|---------------|-----------|------------|
| | Hospital # | Peer # | State # | Hospital % | Peer % | State % | Hospital \$ | Hospital % | Peer % | State % |
| All Encounters | 4,194 | 76,365 | 770,211 | 100.0 | 100.0 | 100.0 | \$5,049,830 | 100.0 | 100.0 | 100.0 |
| Infectious and parasitic diseases 001-139 | 160 | 2,295 | 21,210 | 3.8 | 3.0 | 2.8 | \$109,150 | 2.2 | 2.0 | 6.3 |
| Neoplasms 140-239 | 11 | 128 | 1,829 | 0.3 | 0.2 | 0.2 | \$20,229 | 0.4 | 0.4 | 1.5 |
| Endocrine, nutritional, metab. & immunity disorders 240-279 | 68 | 1,412 | 12,696 | 1.6 | 1.8 | 1.6 | \$170,430 | 3.4 | 3.2 | 2.2 |
| Diseases of the Blood and Blood-Forming Organs 280-289 | 2 | 170 | 2,014 | 0.0 | 0.2 | 0.3 | \$3,920 | 0.1 | 0.6 | 0.6 |
| Mental disorders 290-319 | 83 | 1,916 | 28,629 | 2.0 | 2.5 | 3.7 | \$92,092 | 1.8 | 2.1 | 4.0 |
| Diseases of the nervous system and sense organs 320-389 | 272 | 5,302 | 40,662 | 6.5 | 6.9 | 5.3 | \$138,969 | 2.8 | 2.9 | 2.7 |
| Diseases of the circulatory system 390-459 | 130 | 2,353 | 26,852 | 3.1 | 3.1 | 3.5 | \$443,825 | 8.8 | 8.3 | 14.5 |
| Diseases of the respiratory system 460-519 | 499 | 9,632 | 83,334 | 11.9 | 12.6 | 10.8 | \$593,967 | 11.8 | 13.0 | 9.9 |
| Diseases of the digestive system 520-579 | 201 | 5,056 | 48,383 | 4.8 | 6.6 | 6.3 | \$355,153 | 7.0 | 12.0 | 11.0 |
| Diseases of the genitourinary system 580-629 | 192 | 3,956 | 42,704 | 4.6 | 5.2 | 5.5 | \$276,813 | 5.5 | 7.2 | 5.0 |
| Complications of pregn., childbirth, & puerperium 630-677 | 97 | 2,231 | 23,008 | 2.3 | 2.9 | 3.0 | \$72,150 | 1.4 | 2.9 | 2.2 |
| Diseases of the skin and subcutaneous tissue 680-709 | 98 | 2,249 | 25,631 | 2.3 | 2.9 | 3.3 | \$47,541 | 0.9 | 1.8 | 1.4 |
| Diseases of the musculoskeletal sys. & conn. tissue 710-739 | 145 | 3,717 | 37,369 | 3.5 | 4.9 | 4.9 | \$171,038 | 3.4 | 3.2 | 2.6 |
| Congenital Anomalies 740-759 | 1 | 29 | 366 | 0.0 | 0.0 | 0.0 | \$146 | 0.0 | 0.0 | 0.2 |
| Certain conditions orig. in the perinatal period 760-779 | 1 | 89 | 1,450 | 0.0 | 0.1 | 0.2 | \$284 | 0.0 | 0.1 | 0.2 |
| Symptoms, signs, and ill-defined conditions 780-799 | 515 | 10,789 | 157,027 | 12.3 | 14.1 | 20.4 | \$669,420 | 13.3 | 16.1 | 13.3 |
| Injury and poisoning ** 800-999 | 1,506 | 22,889 | 196,138 | 35.9 | 30.0 | 25.5 | \$1,449,205 | 28.7 | 23.2 | 22.1 |
| Supplementary classification V01-V82 | 46 | 1,763 | 20,232 | 1.1 | 2.3 | 2.6 | \$13,970 | 0.3 | 0.6 | 0.4 |
| All other diagnoses | 167 | 389 | 677 | 4.0 | 0.5 | 0.1 | \$421,528 | 8.3 | 0.6 | 0.0 |

* Based on Principal Diagnosis.

** See Table 8 for subcategories of injury and poisoning.

*** Excludes professional fees.

Table 7
ED Encounters by Major Disease Category
January 1, 2009 to December 31, 2009

Health District of Hospital: Salt Lake County
Inpatient Peer group: Acute, urban, low CMI (n=6)

County: Salt Lake
Ownership: Not for profit

ED beds: 17
Affiliation: Intermountain Healthcare

| Major disease category and ICD-9 code range* | Number of Encounters | | | Percent of Encounters | | | Total Charges*** | | | |
|---|----------------------|-----------|------------|-----------------------|-----------|------------|------------------|---------------|-----------|------------|
| | Hospital # | Peer # | State # | Hospital % | Peer % | State % | Hospital \$ | Hospital % | Peer % | State % |
| All Encounters | 30,421 | 119,283 | 770,211 | 100.0 | 100.0 | 100.0 | \$68,922,963 | 100.0 | 100.0 | 100.0 |
| Infectious and parasitic diseases 001-139 | 582 | 2,897 | 21,210 | 1.9 | 2.4 | 2.8 | \$3,620,300 | 5.3 | 5.8 | 6.3 |
| Neoplasms 140-239 | 36 | 148 | 1,829 | 0.1 | 0.1 | 0.2 | \$453,610 | 0.7 | 0.6 | 1.5 |
| Endocrine, nutritional, metab. & immunity disorders 240-279 | 341 | 1,759 | 12,696 | 1.1 | 1.5 | 1.6 | \$1,516,360 | 2.2 | 2.4 | 2.2 |
| Diseases of the Blood and Blood-Forming Organs 280-289 | 71 | 246 | 2,014 | 0.2 | 0.2 | 0.3 | \$405,052 | 0.6 | 0.6 | 0.6 |
| Mental disorders 290-319 | 892 | 2,830 | 28,629 | 2.9 | 2.4 | 3.7 | \$1,706,989 | 2.5 | 1.6 | 4.0 |
| Diseases of the nervous system and sense organs 320-389 | 1,511 | 6,423 | 40,662 | 5.0 | 5.4 | 5.3 | \$2,101,776 | 3.0 | 2.8 | 2.7 |
| Diseases of the circulatory system 390-459 | 791 | 3,291 | 26,852 | 2.6 | 2.8 | 3.5 | \$4,060,514 | 5.9 | 11.5 | 14.5 |
| Diseases of the respiratory system 460-519 | 2,745 | 12,072 | 83,334 | 9.0 | 10.1 | 10.8 | \$7,095,333 | 10.3 | 10.0 | 9.9 |
| Diseases of the digestive system 520-579 | 1,628 | 7,366 | 48,383 | 5.4 | 6.2 | 6.3 | \$8,557,411 | 12.4 | 13.9 | 11.0 |
| Diseases of the genitourinary system 580-629 | 2,015 | 7,650 | 42,704 | 6.6 | 6.4 | 5.5 | \$5,815,907 | 8.4 | 7.6 | 5.0 |
| Complications of pregn., childbirth, & puerperium 630-677 | 798 | 4,210 | 23,008 | 2.6 | 3.5 | 3.0 | \$1,470,207 | 2.1 | 3.0 | 2.2 |
| Diseases of the skin and subcutaneous tissue 680-709 | 1,273 | 4,167 | 25,631 | 4.2 | 3.5 | 3.3 | \$1,325,878 | 1.9 | 1.7 | 1.4 |
| Diseases of the musculoskeletal sys. & conn. tissue 710-739 | 1,370 | 5,351 | 37,369 | 4.5 | 4.5 | 4.9 | \$1,965,543 | 2.9 | 2.5 | 2.6 |
| Congenital Anomalies 740-759 | 3 | 22 | 366 | 0.0 | 0.0 | 0.0 | \$26,585 | 0.0 | 0.1 | 0.2 |
| Certain conditions orig. in the perinatal period 760-779 | 10 | 109 | 1,450 | 0.0 | 0.1 | 0.2 | \$8,784 | 0.0 | 0.1 | 0.2 |
| Symptoms, signs, and ill-defined conditions 780-799 | 6,732 | 24,389 | 157,027 | 22.1 | 20.4 | 20.4 | \$14,196,067 | 20.6 | 17.1 | 13.3 |
| Injury and poisoning ** 800-999 | 8,229 | 33,379 | 196,138 | 27.1 | 28.0 | 25.5 | \$14,201,307 | 20.6 | 18.2 | 22.1 |
| Supplementary classification V01-V82 | 1,388 | 2,942 | 20,232 | 4.6 | 2.5 | 2.6 | \$384,263 | 0.6 | 0.4 | 0.4 |
| All other diagnoses | 6 | 32 | 677 | 0.0 | 0.0 | 0.1 | \$11,078 | 0.0 | 0.0 | 0.0 |

* Based on Principal Diagnosis.

** See Table 8 for subcategories of injury and poisoning.

*** Excludes professional fees.

Table 7
ED Encounters by Major Disease Category
January 1, 2009 to December 31, 2009

Health District of Hospital: Utah County
Inpatient Peer group: Acute, urban, low CMI (n=6)

County: Utah
Ownership: Not for profit

ED beds: 11
Affiliation: Intermountain Healthcare

| Major disease category and ICD-9 code range* | Number of Encounters | | | Percent of Encounters | | | Total Charges*** | | | |
|---|----------------------|---------|---------|-----------------------|--------|---------|------------------|------------|--------|---------|
| | Hospital # | Peer # | State # | Hospital % | Peer % | State % | Hospital \$ | Hospital % | Peer % | State % |
| All Encounters | 26,326 | 119,283 | 770,211 | 100.0 | 100.0 | 100.0 | \$62,379,278 | 100.0 | 100.0 | 100.0 |
| Infectious and parasitic diseases 001-139 | 609 | 2,897 | 21,210 | 2.3 | 2.4 | 2.8 | \$4,431,147 | 7.1 | 5.8 | 6.3 |
| Neoplasms 140-239 | 37 | 148 | 1,829 | 0.1 | 0.1 | 0.2 | \$503,295 | 0.8 | 0.6 | 1.5 |
| Endocrine, nutritional, metab. & immunity disorders 240-279 | 318 | 1,759 | 12,696 | 1.2 | 1.5 | 1.6 | \$1,355,544 | 2.2 | 2.4 | 2.2 |
| Diseases of the Blood and Blood-Forming Organs 280-289 | 68 | 246 | 2,014 | 0.3 | 0.2 | 0.3 | \$556,558 | 0.9 | 0.6 | 0.6 |
| Mental disorders 290-319 | 568 | 2,830 | 28,629 | 2.2 | 2.4 | 3.7 | \$966,039 | 1.5 | 1.6 | 4.0 |
| Diseases of the nervous system and sense organs 320-389 | 1,291 | 6,423 | 40,662 | 4.9 | 5.4 | 5.3 | \$1,953,843 | 3.1 | 2.8 | 2.7 |
| Diseases of the circulatory system 390-459 | 749 | 3,291 | 26,852 | 2.8 | 2.8 | 3.5 | \$4,753,956 | 7.6 | 11.5 | 14.5 |
| Diseases of the respiratory system 460-519 | 2,613 | 12,072 | 83,334 | 9.9 | 10.1 | 10.8 | \$6,144,860 | 9.9 | 10.0 | 9.9 |
| Diseases of the digestive system 520-579 | 1,488 | 7,366 | 48,383 | 5.7 | 6.2 | 6.3 | \$7,592,938 | 12.2 | 13.9 | 11.0 |
| Diseases of the genitourinary system 580-629 | 1,621 | 7,650 | 42,704 | 6.2 | 6.4 | 5.5 | \$4,854,247 | 7.8 | 7.6 | 5.0 |
| Complications of pregn., childbirth, & puerperium 630-677 | 954 | 4,210 | 23,008 | 3.6 | 3.5 | 3.0 | \$1,758,367 | 2.8 | 3.0 | 2.2 |
| Diseases of the skin and subcutaneous tissue 680-709 | 711 | 4,167 | 25,631 | 2.7 | 3.5 | 3.3 | \$838,194 | 1.3 | 1.7 | 1.4 |
| Diseases of the musculoskeletal sys. & conn. tissue 710-739 | 1,200 | 5,351 | 37,369 | 4.6 | 4.5 | 4.9 | \$1,698,246 | 2.7 | 2.5 | 2.6 |
| Congenital Anomalies 740-759 | 5 | 22 | 366 | 0.0 | 0.0 | 0.0 | \$22,692 | 0.0 | 0.1 | 0.2 |
| Certain conditions orig. in the perinatal period 760-779 | 34 | 109 | 1,450 | 0.1 | 0.1 | 0.2 | \$132,386 | 0.2 | 0.1 | 0.2 |
| Symptoms, signs, and ill-defined conditions 780-799 | 5,762 | 24,389 | 157,027 | 21.9 | 20.4 | 20.4 | \$11,804,343 | 18.9 | 17.1 | 13.3 |
| Injury and poisoning ** 800-999 | 8,005 | 33,379 | 196,138 | 30.4 | 28.0 | 25.5 | \$12,785,923 | 20.5 | 18.2 | 22.1 |
| Supplementary classification V01-V82 | 292 | 2,942 | 20,232 | 1.1 | 2.5 | 2.6 | \$226,295 | 0.4 | 0.4 | 0.4 |
| All other diagnoses | 1 | 32 | 677 | 0.0 | 0.0 | 0.1 | \$405 | 0.0 | 0.0 | 0.0 |

* Based on Principal Diagnosis.

** See Table 8 for subcategories of injury and poisoning.

*** Excludes professional fees.

Table 7
ED Encounters by Major Disease Category
January 1, 2009 to December 31, 2009

Health District of Hospital: TriCounty County: Uintah ED beds: 5
Inpatient Peer group: Acute, rural, high CMI (n=7) Ownership: Investor-owned Affiliation: Lifepoint Hospitals, Inc.

| Major disease category and ICD-9 code range* | Number of Encounters | | | Percent of Encounters | | | Total Charges*** | | | |
|---|----------------------|---------|---------|-----------------------|--------|---------|------------------|------------|--------|---------|
| | Hospital # | Peer # | State # | Hospital % | Peer % | State % | Hospital \$ | Hospital % | Peer % | State % |
| All Encounters | 12,208 | 112,935 | 770,211 | 100.0 | 100.0 | 100.0 | \$20,128,704 | 100.0 | 100.0 | 100.0 |
| Infectious and parasitic diseases 001-139 | 313 | 2,774 | 21,210 | 2.6 | 2.5 | 2.8 | \$642,594 | 3.2 | 7.1 | 6.3 |
| Neoplasms 140-239 | 11 | 220 | 1,829 | 0.1 | 0.2 | 0.2 | \$41,550 | 0.2 | 1.2 | 1.5 |
| Endocrine, nutritional, metab. & immunity disorders 240-279 | 146 | 1,665 | 12,696 | 1.2 | 1.5 | 1.6 | \$346,973 | 1.7 | 2.2 | 2.2 |
| Diseases of the Blood and Blood-Forming Organs 280-289 | 33 | 293 | 2,014 | 0.3 | 0.3 | 0.3 | \$74,245 | 0.4 | 0.7 | 0.6 |
| Mental disorders 290-319 | 219 | 3,264 | 28,629 | 1.8 | 2.9 | 3.7 | \$299,402 | 1.5 | 3.1 | 4.0 |
| Diseases of the nervous system and sense organs 320-389 | 892 | 6,195 | 40,662 | 7.3 | 5.5 | 5.3 | \$538,333 | 2.7 | 2.5 | 2.7 |
| Diseases of the circulatory system 390-459 | 335 | 4,337 | 26,852 | 2.7 | 3.8 | 3.5 | \$1,701,320 | 8.5 | 15.8 | 14.5 |
| Diseases of the respiratory system 460-519 | 1,679 | 12,025 | 83,334 | 13.8 | 10.6 | 10.8 | \$2,404,540 | 11.9 | 10.4 | 9.9 |
| Diseases of the digestive system 520-579 | 967 | 6,729 | 48,383 | 7.9 | 6.0 | 6.3 | \$2,940,877 | 14.6 | 12.4 | 11.0 |
| Diseases of the genitourinary system 580-629 | 769 | 6,542 | 42,704 | 6.3 | 5.8 | 5.5 | \$1,296,436 | 6.4 | 6.0 | 5.0 |
| Complications of pregn., childbirth, & puerperium 630-677 | 291 | 2,694 | 23,008 | 2.4 | 2.4 | 3.0 | \$316,904 | 1.6 | 1.5 | 2.2 |
| Diseases of the skin and subcutaneous tissue 680-709 | 597 | 4,267 | 25,631 | 4.9 | 3.8 | 3.3 | \$403,594 | 2.0 | 1.4 | 1.4 |
| Diseases of the musculoskeletal sys. & conn. tissue 710-739 | 667 | 5,475 | 37,369 | 5.5 | 4.8 | 4.9 | \$537,009 | 2.7 | 2.4 | 2.6 |
| Congenital Anomalies 740-759 | 3 | 23 | 366 | 0.0 | 0.0 | 0.0 | \$27,241 | 0.1 | 0.1 | 0.2 |
| Certain conditions orig. in the perinatal period 760-779 | 28 | 164 | 1,450 | 0.2 | 0.1 | 0.2 | \$42,509 | 0.2 | 0.1 | 0.2 |
| Symptoms, signs, and ill-defined conditions 780-799 | 1,558 | 22,774 | 157,027 | 12.8 | 20.2 | 20.4 | \$3,251,376 | 16.2 | 13.4 | 13.3 |
| Injury and poisoning ** 800-999 | 3,343 | 29,608 | 196,138 | 27.4 | 26.2 | 25.5 | \$5,175,618 | 25.7 | 19.3 | 22.1 |
| Supplementary classification V01-V82 | 356 | 3,872 | 20,232 | 2.9 | 3.4 | 2.6 | \$88,068 | 0.4 | 0.4 | 0.4 |
| All other diagnoses | 1 | 14 | 677 | 0.0 | 0.0 | 0.1 | \$115 | 0.0 | 0.0 | 0.0 |

* Based on Principal Diagnosis.

** See Table 8 for subcategories of injury and poisoning.

*** Excludes professional fees.

Health District of Hospital: Bear River
Inpatient Peer group: Acute, rural, low CMI (n=16)

County: Box Elder
Ownership: Not for profit

ED beds: 3
Affiliation: Intermountain Healthcare

| Major disease category and ICD-9 code range* | Number of Encounters | | | Percent of Encounters | | | Total Charges*** | | | |
|---|----------------------|-----------|------------|-----------------------|-----------|------------|------------------|---------------|-----------|------------|
| | Hospital # | Peer # | State # | Hospital % | Peer % | State % | Hospital \$ | Hospital % | Peer % | State % |
| All Encounters | 5,579 | 76,365 | 770,211 | 100.0 | 100.0 | 100.0 | \$7,139,747 | 100.0 | 100.0 | 100.0 |
| Infectious and parasitic diseases 001-139 | 128 | 2,295 | 21,210 | 2.3 | 3.0 | 2.8 | \$100,753 | 1.4 | 2.0 | 6.3 |
| Neoplasms 140-239 | 4 | 128 | 1,829 | 0.1 | 0.2 | 0.2 | \$17,628 | 0.2 | 0.4 | 1.5 |
| Endocrine, nutritional, metab. & immunity disorders 240-279 | 83 | 1,412 | 12,696 | 1.5 | 1.8 | 1.6 | \$236,055 | 3.3 | 3.2 | 2.2 |
| Diseases of the Blood and Blood-Forming Organs 280-289 | 10 | 170 | 2,014 | 0.2 | 0.2 | 0.3 | \$32,069 | 0.4 | 0.6 | 0.6 |
| Mental disorders 290-319 | 106 | 1,916 | 28,629 | 1.9 | 2.5 | 3.7 | \$129,991 | 1.8 | 2.1 | 4.0 |
| Diseases of the nervous system and sense organs 320-389 | 408 | 5,302 | 40,662 | 7.3 | 6.9 | 5.3 | \$252,380 | 3.5 | 2.9 | 2.7 |
| Diseases of the circulatory system 390-459 | 114 | 2,353 | 26,852 | 2.0 | 3.1 | 3.5 | \$358,371 | 5.0 | 8.3 | 14.5 |
| Diseases of the respiratory system 460-519 | 646 | 9,632 | 83,334 | 11.6 | 12.6 | 10.8 | \$762,598 | 10.7 | 13.0 | 9.9 |
| Diseases of the digestive system 520-579 | 266 | 5,056 | 48,383 | 4.8 | 6.6 | 6.3 | \$636,719 | 8.9 | 12.0 | 11.0 |
| Diseases of the genitourinary system 580-629 | 243 | 3,956 | 42,704 | 4.4 | 5.2 | 5.5 | \$475,258 | 6.7 | 7.2 | 5.0 |
| Complications of pregn., childbirth, & puerperium 630-677 | 108 | 2,231 | 23,008 | 1.9 | 2.9 | 3.0 | \$115,409 | 1.6 | 2.9 | 2.2 |
| Diseases of the skin and subcutaneous tissue 680-709 | 176 | 2,249 | 25,631 | 3.2 | 2.9 | 3.3 | \$114,191 | 1.6 | 1.8 | 1.4 |
| Diseases of the musculoskeletal sys. & conn. tissue 710-739 | 319 | 3,717 | 37,369 | 5.7 | 4.9 | 4.9 | \$268,888 | 3.8 | 3.2 | 2.6 |
| Congenital Anomalies 740-759 | 2 | 29 | 366 | 0.0 | 0.0 | 0.0 | \$3,551 | 0.0 | 0.0 | 0.2 |
| Certain conditions orig. in the perinatal period 760-779 | 12 | 89 | 1,450 | 0.2 | 0.1 | 0.2 | \$13,560 | 0.2 | 0.1 | 0.2 |
| Symptoms, signs, and ill-defined conditions 780-799 | 1,094 | 10,789 | 157,027 | 19.6 | 14.1 | 20.4 | \$1,528,385 | 21.4 | 16.1 | 13.3 |
| Injury and poisoning ** 800-999 | 1,578 | 22,889 | 196,138 | 28.3 | 30.0 | 25.5 | \$2,041,251 | 28.6 | 23.2 | 22.1 |
| Supplementary classification V01-V82 | 280 | 1,763 | 20,232 | 5.0 | 2.3 | 2.6 | \$51,191 | 0.7 | 0.6 | 0.4 |
| All other diagnoses | 2 | 389 | 677 | 0.0 | 0.5 | 0.1 | \$1,498 | 0.0 | 0.6 | 0.0 |

* Based on Principal Diagnosis.

** See Table 8 for subcategories of injury and poisoning.

*** Excludes professional fees.

Table 7
ED Encounters by Major Disease Category
January 1, 2009 to December 31, 2009

Health District of Hospital: Southwest Utah
Inpatient Peer group: Acute, rural, low CMI (n=16)

County: Beaver
Ownership: Government

ED beds: 2
Affiliation: Freestanding

| Major disease category and ICD-9 code range* | Number of Encounters | | | Percent of Encounters | | | Total Charges*** | | | |
|---|----------------------|--------|---------|-----------------------|--------|---------|------------------|------------|--------|---------|
| | Hospital # | Peer # | State # | Hospital % | Peer % | State % | Hospital \$ | Hospital % | Peer % | State % |
| All Encounters | 2,803 | 76,365 | 770,211 | 100.0 | 100.0 | 100.0 | \$4,387,027 | 100.0 | 100.0 | 100.0 |
| Infectious and parasitic diseases 001-139 | 91 | 2,295 | 21,210 | 3.2 | 3.0 | 2.8 | \$93,184 | 2.1 | 2.0 | 6.3 |
| Neoplasms 140-239 | 4 | 128 | 1,829 | 0.1 | 0.2 | 0.2 | \$3,898 | 0.1 | 0.4 | 1.5 |
| Endocrine, nutritional, metab. & immunity disorders 240-279 | 70 | 1,412 | 12,696 | 2.5 | 1.8 | 1.6 | \$147,712 | 3.4 | 3.2 | 2.2 |
| Diseases of the Blood and Blood-Forming Organs 280-289 | 7 | 170 | 2,014 | 0.2 | 0.2 | 0.3 | \$38,605 | 0.9 | 0.6 | 0.6 |
| Mental disorders 290-319 | 69 | 1,916 | 28,629 | 2.5 | 2.5 | 3.7 | \$62,993 | 1.4 | 2.1 | 4.0 |
| Diseases of the nervous system and sense organs 320-389 | 241 | 5,302 | 40,662 | 8.6 | 6.9 | 5.3 | \$151,987 | 3.5 | 2.9 | 2.7 |
| Diseases of the circulatory system 390-459 | 95 | 2,353 | 26,852 | 3.4 | 3.1 | 3.5 | \$369,805 | 8.4 | 8.3 | 14.5 |
| Diseases of the respiratory system 460-519 | 307 | 9,632 | 83,334 | 11.0 | 12.6 | 10.8 | \$621,593 | 14.2 | 13.0 | 9.9 |
| Diseases of the digestive system 520-579 | 189 | 5,056 | 48,383 | 6.7 | 6.6 | 6.3 | \$497,531 | 11.3 | 12.0 | 11.0 |
| Diseases of the genitourinary system 580-629 | 128 | 3,956 | 42,704 | 4.6 | 5.2 | 5.5 | \$248,811 | 5.7 | 7.2 | 5.0 |
| Complications of pregn., childbirth, & puerperium 630-677 | 141 | 2,231 | 23,008 | 5.0 | 2.9 | 3.0 | \$332,952 | 7.6 | 2.9 | 2.2 |
| Diseases of the skin and subcutaneous tissue 680-709 | 81 | 2,249 | 25,631 | 2.9 | 2.9 | 3.3 | \$98,781 | 2.3 | 1.8 | 1.4 |
| Diseases of the musculoskeletal sys. & conn. tissue 710-739 | 79 | 3,717 | 37,369 | 2.8 | 4.9 | 4.9 | \$62,174 | 1.4 | 3.2 | 2.6 |
| Congenital Anomalies 740-759 | 1 | 29 | 366 | 0.0 | 0.0 | 0.0 | \$105 | 0.0 | 0.0 | 0.2 |
| Certain conditions orig. in the perinatal period 760-779 | 1 | 89 | 1,450 | 0.0 | 0.1 | 0.2 | \$2,068 | 0.0 | 0.1 | 0.2 |
| Symptoms, signs, and ill-defined conditions 780-799 | 384 | 10,789 | 157,027 | 13.7 | 14.1 | 20.4 | \$532,548 | 12.1 | 16.1 | 13.3 |
| Injury and poisoning ** 800-999 | 884 | 22,889 | 196,138 | 31.5 | 30.0 | 25.5 | \$1,098,323 | 25.0 | 23.2 | 22.1 |
| Supplementary classification V01-V82 | 31 | 1,763 | 20,232 | 1.1 | 2.3 | 2.6 | \$23,959 | 0.5 | 0.6 | 0.4 |

* Based on Principal Diagnosis.

** See Table 8 for subcategories of injury and poisoning.

*** Excludes professional fees.

Health District of Hospital: Bear River
Inpatient Peer group: Acute, rural, high CMI (n=7)

County: Box Elder
Ownership: Investor-owned

ED beds: 5
Affiliation: Mountainstar Healthcare

| Major disease category and ICD-9 code range* | Number of Encounters | | | Percent of Encounters | | | Total Charges*** | | | |
|---|----------------------|-----------|------------|-----------------------|-----------|------------|------------------|---------------|-----------|------------|
| | Hospital # | Peer # | State # | Hospital % | Peer % | State % | Hospital \$ | Hospital % | Peer % | State % |
| All Encounters | 7,952 | 112,935 | 770,211 | 100.0 | 100.0 | 100.0 | \$14,220,730 | 100.0 | 100.0 | 100.0 |
| Infectious and parasitic diseases 001-139 | 282 | 2,774 | 21,210 | 3.5 | 2.5 | 2.8 | \$405,742 | 2.9 | 7.1 | 6.3 |
| Neoplasms 140-239 | 5 | 220 | 1,829 | 0.1 | 0.2 | 0.2 | \$68,402 | 0.5 | 1.2 | 1.5 |
| Endocrine, nutritional, metab. & immunity disorders 240-279 | 145 | 1,665 | 12,696 | 1.8 | 1.5 | 1.6 | \$309,527 | 2.2 | 2.2 | 2.2 |
| Diseases of the Blood and Blood-Forming Organs 280-289 | 13 | 293 | 2,014 | 0.2 | 0.3 | 0.3 | \$42,296 | 0.3 | 0.7 | 0.6 |
| Mental disorders 290-319 | 248 | 3,264 | 28,629 | 3.1 | 2.9 | 3.7 | \$348,532 | 2.5 | 3.1 | 4.0 |
| Diseases of the nervous system and sense organs 320-389 | 566 | 6,195 | 40,662 | 7.1 | 5.5 | 5.3 | \$564,369 | 4.0 | 2.5 | 2.7 |
| Diseases of the circulatory system 390-459 | 275 | 4,337 | 26,852 | 3.5 | 3.8 | 3.5 | \$891,629 | 6.3 | 15.8 | 14.5 |
| Diseases of the respiratory system 460-519 | 830 | 12,025 | 83,334 | 10.4 | 10.6 | 10.8 | \$1,153,836 | 8.1 | 10.4 | 9.9 |
| Diseases of the digestive system 520-579 | 412 | 6,729 | 48,383 | 5.2 | 6.0 | 6.3 | \$2,140,448 | 15.1 | 12.4 | 11.0 |
| Diseases of the genitourinary system 580-629 | 425 | 6,542 | 42,704 | 5.3 | 5.8 | 5.5 | \$916,748 | 6.4 | 6.0 | 5.0 |
| Complications of pregn., childbirth, & puerperium 630-677 | 138 | 2,694 | 23,008 | 1.7 | 2.4 | 3.0 | \$228,289 | 1.6 | 1.5 | 2.2 |
| Diseases of the skin and subcutaneous tissue 680-709 | 250 | 4,267 | 25,631 | 3.1 | 3.8 | 3.3 | \$192,435 | 1.4 | 1.4 | 1.4 |
| Diseases of the musculoskeletal sys. & conn. tissue 710-739 | 324 | 5,475 | 37,369 | 4.1 | 4.8 | 4.9 | \$377,997 | 2.7 | 2.4 | 2.6 |
| Congenital Anomalies 740-759 | 1 | 23 | 366 | 0.0 | 0.0 | 0.0 | \$13,785 | 0.1 | 0.1 | 0.2 |
| Certain conditions orig. in the perinatal period 760-779 | 5 | 164 | 1,450 | 0.1 | 0.1 | 0.2 | \$6,974 | 0.0 | 0.1 | 0.2 |
| Symptoms, signs, and ill-defined conditions 780-799 | 1,345 | 22,774 | 157,027 | 16.9 | 20.2 | 20.4 | \$2,284,665 | 16.1 | 13.4 | 13.3 |
| Injury and poisoning ** 800-999 | 2,539 | 29,608 | 196,138 | 31.9 | 26.2 | 25.5 | \$4,176,526 | 29.4 | 19.3 | 22.1 |
| Supplementary classification V01-V82 | 148 | 3,872 | 20,232 | 1.9 | 3.4 | 2.6 | \$98,224 | 0.7 | 0.4 | 0.4 |
| All other diagnoses | 1 | 14 | 677 | 0.0 | 0.0 | 0.1 | \$306 | 0.0 | 0.0 | 0.0 |

* Based on Principal Diagnosis.

** See Table 8 for subcategories of injury and poisoning.

*** Excludes professional fees.

Table 7
ED Encounters by Major Disease Category
January 1, 2009 to December 31, 2009

Health District of Hospital: Bear River
Inpatient Peer group: None (n=4)

County: Cache
Ownership: Investor-owned

ED beds: 2
Affiliation: Nat. Surgical Hosp.

| Major disease category and ICD-9 code range* | Number of Encounters | | | Percent of Encounters | | | Total Charges*** | | | |
|---|----------------------|--------|---------|-----------------------|--------|---------|------------------|------------|--------|---------|
| | Hospital # | Peer # | State # | Hospital % | Peer % | State % | Hospital \$ | Hospital % | Peer % | State % |
| All Encounters | 961 | . | 770,211 | 100.0 | . | 100.0 | \$812,038 | 100.0 | . | 100.0 |
| Infectious and parasitic diseases 001-139 | 23 | . | 21,210 | 2.4 | . | 2.8 | \$11,424 | 1.4 | . | 6.3 |
| Neoplasms 140-239 | 2 | . | 1,829 | 0.2 | . | 0.2 | \$1,998 | 0.2 | . | 1.5 |
| Endocrine, nutritional, metab. & immunity disorders 240-279 | 11 | . | 12,696 | 1.1 | . | 1.6 | \$8,267 | 1.0 | . | 2.2 |
| Diseases of the Blood and Blood-Forming Organs 280-289 | 3 | . | 2,014 | 0.3 | . | 0.3 | \$1,172 | 0.1 | . | 0.6 |
| Mental disorders 290-319 | 15 | . | 28,629 | 1.6 | . | 3.7 | \$8,648 | 1.1 | . | 4.0 |
| Diseases of the nervous system and sense organs 320-389 | 67 | . | 40,662 | 7.0 | . | 5.3 | \$35,775 | 4.4 | . | 2.7 |
| Diseases of the circulatory system 390-459 | 32 | . | 26,852 | 3.3 | . | 3.5 | \$37,490 | 4.6 | . | 14.5 |
| Diseases of the respiratory system 460-519 | 72 | . | 83,334 | 7.5 | . | 10.8 | \$49,228 | 6.1 | . | 9.9 |
| Diseases of the digestive system 520-579 | 71 | . | 48,383 | 7.4 | . | 6.3 | \$63,864 | 7.9 | . | 11.0 |
| Diseases of the genitourinary system 580-629 | 91 | . | 42,704 | 9.5 | . | 5.5 | \$84,759 | 10.4 | . | 5.0 |
| Complications of pregn., childbirth, & puerperium 630-677 | 6 | . | 23,008 | 0.6 | . | 3.0 | \$3,602 | 0.4 | . | 2.2 |
| Diseases of the skin and subcutaneous tissue 680-709 | 28 | . | 25,631 | 2.9 | . | 3.3 | \$13,801 | 1.7 | . | 1.4 |
| Diseases of the musculoskeletal sys. & conn. tissue 710-739 | 49 | . | 37,369 | 5.1 | . | 4.9 | \$36,558 | 4.5 | . | 2.6 |
| Congenital Anomalies 740-759 | 1 | . | 366 | 0.1 | . | 0.0 | \$2,338 | 0.3 | . | 0.2 |
| Certain conditions orig. in the perinatal period 760-779 | 1 | . | 1,450 | 0.1 | . | 0.2 | \$460 | 0.1 | . | 0.2 |
| Symptoms, signs, and ill-defined conditions 780-799 | 282 | . | 157,027 | 29.3 | . | 20.4 | \$272,521 | 33.6 | . | 13.3 |
| Injury and poisoning ** 800-999 | 186 | . | 196,138 | 19.4 | . | 25.5 | \$166,739 | 20.5 | . | 22.1 |
| Supplementary classification V01-V82 | 21 | . | 20,232 | 2.2 | . | 2.6 | \$13,395 | 1.6 | . | 0.4 |

* Based on Principal Diagnosis.

** See Table 8 for subcategories of injury and poisoning.

*** Excludes professional fees.

Table 7
ED Encounters by Major Disease Category
January 1, 2009 to December 31, 2009

Health District of Hospital: Southeastern Utah
Inpatient Peer group: Acute, rural, high CMI (n=7)

County: Carbon
Ownership: Investor-owned

ED beds: 9
Affiliation: Lifepoint Hospitals, Inc.

| Major disease category and ICD-9 code range* | Number of Encounters | | | Percent of Encounters | | | Total Charges*** | | | |
|---|----------------------|-----------|------------|-----------------------|-----------|------------|------------------|---------------|-----------|------------|
| | Hospital # | Peer # | State # | Hospital % | Peer % | State % | Hospital \$ | Hospital % | Peer % | State % |
| All Encounters | 14,412 | 112,935 | 770,211 | 100.0 | 100.0 | 100.0 | \$27,505,197 | 100.0 | 100.0 | 100.0 |
| Infectious and parasitic diseases 001-139 | 617 | 2,774 | 21,210 | 4.3 | 2.5 | 2.8 | \$1,661,187 | 6.0 | 7.1 | 6.3 |
| Neoplasms 140-239 | 26 | 220 | 1,829 | 0.2 | 0.2 | 0.2 | \$151,803 | 0.6 | 1.2 | 1.5 |
| Endocrine, nutritional, metab. & immunity disorders 240-279 | 264 | 1,665 | 12,696 | 1.8 | 1.5 | 1.6 | \$947,830 | 3.4 | 2.2 | 2.2 |
| Diseases of the Blood and Blood-Forming Organs 280-289 | 22 | 293 | 2,014 | 0.2 | 0.3 | 0.3 | \$110,266 | 0.4 | 0.7 | 0.6 |
| Mental disorders 290-319 | 238 | 3,264 | 28,629 | 1.7 | 2.9 | 3.7 | \$329,616 | 1.2 | 3.1 | 4.0 |
| Diseases of the nervous system and sense organs 320-389 | 963 | 6,195 | 40,662 | 6.7 | 5.5 | 5.3 | \$729,095 | 2.7 | 2.5 | 2.7 |
| Diseases of the circulatory system 390-459 | 446 | 4,337 | 26,852 | 3.1 | 3.8 | 3.5 | \$2,323,237 | 8.4 | 15.8 | 14.5 |
| Diseases of the respiratory system 460-519 | 1,788 | 12,025 | 83,334 | 12.4 | 10.6 | 10.8 | \$3,436,377 | 12.5 | 10.4 | 9.9 |
| Diseases of the digestive system 520-579 | 683 | 6,729 | 48,383 | 4.7 | 6.0 | 6.3 | \$3,640,821 | 13.2 | 12.4 | 11.0 |
| Diseases of the genitourinary system 580-629 | 731 | 6,542 | 42,704 | 5.1 | 5.8 | 5.5 | \$1,407,292 | 5.1 | 6.0 | 5.0 |
| Complications of pregn., childbirth, & puerperium 630-677 | 218 | 2,694 | 23,008 | 1.5 | 2.4 | 3.0 | \$298,892 | 1.1 | 1.5 | 2.2 |
| Diseases of the skin and subcutaneous tissue 680-709 | 465 | 4,267 | 25,631 | 3.2 | 3.8 | 3.3 | \$387,512 | 1.4 | 1.4 | 1.4 |
| Diseases of the musculoskeletal sys. & conn. tissue 710-739 | 797 | 5,475 | 37,369 | 5.5 | 4.8 | 4.9 | \$817,892 | 3.0 | 2.4 | 2.6 |
| Congenital Anomalies 740-759 | 3 | 23 | 366 | 0.0 | 0.0 | 0.0 | \$4,983 | 0.0 | 0.1 | 0.2 |
| Certain conditions orig. in the perinatal period 760-779 | 18 | 164 | 1,450 | 0.1 | 0.1 | 0.2 | \$30,706 | 0.1 | 0.1 | 0.2 |
| Symptoms, signs, and ill-defined conditions 780-799 | 2,699 | 22,774 | 157,027 | 18.7 | 20.2 | 20.4 | \$4,620,565 | 16.8 | 13.4 | 13.3 |
| Injury and poisoning ** 800-999 | 4,326 | 29,608 | 196,138 | 30.0 | 26.2 | 25.5 | \$6,559,806 | 23.8 | 19.3 | 22.1 |
| Supplementary classification V01-V82 | 107 | 3,872 | 20,232 | 0.7 | 3.4 | 2.6 | \$47,071 | 0.2 | 0.4 | 0.4 |
| All other diagnoses | 1 | 14 | 677 | 0.0 | 0.0 | 0.1 | \$246 | 0.0 | 0.0 | 0.0 |

* Based on Principal Diagnosis.

** See Table 8 for subcategories of injury and poisoning.

*** Excludes professional fees.

Table 7
ED Encounters by Major Disease Category
January 1, 2009 to December 31, 2009

Health District of Hospital: Central Utah
Inpatient Peer group: Acute, rural, low CMI (n=16)

County: Juab
Ownership: Not for profit

ED beds: 2
Affiliation: Freestanding

| Major disease category and ICD-9 code range* | Number of Encounters | | | Percent of Encounters | | | Total Charges*** | | | |
|---|----------------------|--------|---------|-----------------------|--------|---------|------------------|------------|--------|---------|
| | Hospital # | Peer # | State # | Hospital % | Peer % | State % | Hospital \$ | Hospital % | Peer % | State % |
| All Encounters | 4,625 | 76,365 | 770,211 | 100.0 | 100.0 | 100.0 | \$8,271,463 | 100.0 | 100.0 | 100.0 |
| Infectious and parasitic diseases 001-139 | 148 | 2,295 | 21,210 | 3.2 | 3.0 | 2.8 | \$200,036 | 2.4 | 2.0 | 6.3 |
| Neoplasms 140-239 | 12 | 128 | 1,829 | 0.3 | 0.2 | 0.2 | \$49,009 | 0.6 | 0.4 | 1.5 |
| Endocrine, nutritional, metab. & immunity disorders 240-279 | 89 | 1,412 | 12,696 | 1.9 | 1.8 | 1.6 | \$270,836 | 3.3 | 3.2 | 2.2 |
| Diseases of the Blood and Blood-Forming Organs 280-289 | 17 | 170 | 2,014 | 0.4 | 0.2 | 0.3 | \$65,724 | 0.8 | 0.6 | 0.6 |
| Mental disorders 290-319 | 75 | 1,916 | 28,629 | 1.6 | 2.5 | 3.7 | \$162,764 | 2.0 | 2.1 | 4.0 |
| Diseases of the nervous system and sense organs 320-389 | 306 | 5,302 | 40,662 | 6.6 | 6.9 | 5.3 | \$184,228 | 2.2 | 2.9 | 2.7 |
| Diseases of the circulatory system 390-459 | 157 | 2,353 | 26,852 | 3.4 | 3.1 | 3.5 | \$904,695 | 10.9 | 8.3 | 14.5 |
| Diseases of the respiratory system 460-519 | 449 | 9,632 | 83,334 | 9.7 | 12.6 | 10.8 | \$1,138,724 | 13.8 | 13.0 | 9.9 |
| Diseases of the digestive system 520-579 | 337 | 5,056 | 48,383 | 7.3 | 6.6 | 6.3 | \$886,560 | 10.7 | 12.0 | 11.0 |
| Diseases of the genitourinary system 580-629 | 235 | 3,956 | 42,704 | 5.1 | 5.2 | 5.5 | \$544,364 | 6.6 | 7.2 | 5.0 |
| Complications of pregn., childbirth, & puerperium 630-677 | 284 | 2,231 | 23,008 | 6.1 | 2.9 | 3.0 | \$333,080 | 4.0 | 2.9 | 2.2 |
| Diseases of the skin and subcutaneous tissue 680-709 | 118 | 2,249 | 25,631 | 2.6 | 2.9 | 3.3 | \$125,628 | 1.5 | 1.8 | 1.4 |
| Diseases of the musculoskeletal sys. & conn. tissue 710-739 | 257 | 3,717 | 37,369 | 5.6 | 4.9 | 4.9 | \$288,603 | 3.5 | 3.2 | 2.6 |
| Congenital Anomalies 740-759 | 10 | 29 | 366 | 0.2 | 0.0 | 0.0 | \$19,538 | 0.2 | 0.0 | 0.2 |
| Certain conditions orig. in the perinatal period 760-779 | 1 | 89 | 1,450 | 0.0 | 0.1 | 0.2 | \$200 | 0.0 | 0.1 | 0.2 |
| Symptoms, signs, and ill-defined conditions 780-799 | 665 | 10,789 | 157,027 | 14.4 | 14.1 | 20.4 | \$1,297,792 | 15.7 | 16.1 | 13.3 |
| Injury and poisoning ** 800-999 | 1,185 | 22,889 | 196,138 | 25.6 | 30.0 | 25.5 | \$1,480,003 | 17.9 | 23.2 | 22.1 |
| Supplementary classification V01-V82 | 77 | 1,763 | 20,232 | 1.7 | 2.3 | 2.6 | \$77,539 | 0.9 | 0.6 | 0.4 |
| All other diagnoses | 203 | 389 | 677 | 4.4 | 0.5 | 0.1 | \$242,140 | 2.9 | 0.6 | 0.0 |

* Based on Principal Diagnosis.

** See Table 8 for subcategories of injury and poisoning.

*** Excludes professional fees.

Table 7
ED Encounters by Major Disease Category
January 1, 2009 to December 31, 2009

Health District of Hospital: Davis County
Inpatient Peer group: Acute, urban, lower medium CMI (n=7)

County: Davis
Ownership: Investor-owned

ED beds: 21
Affiliation: IASIS Health Care

| Major disease category and ICD-9 code range* | Number of Encounters | | | Percent of Encounters | | | Total Charges*** | | | |
|---|----------------------|---------|---------|-----------------------|--------|---------|------------------|------------|--------|---------|
| | Hospital # | Peer # | State # | Hospital % | Peer % | State % | Hospital \$ | Hospital % | Peer % | State % |
| All Encounters | 30,091 | 142,085 | 770,211 | 100.0 | 100.0 | 100.0 | \$104,793,481 | 100.0 | 100.0 | 100.0 |
| Infectious and parasitic diseases 001-139 | 465 | 2,971 | 21,210 | 1.5 | 2.1 | 2.8 | \$4,521,040 | 4.3 | 5.6 | 6.3 |
| Neoplasms 140-239 | 46 | 217 | 1,829 | 0.2 | 0.2 | 0.2 | \$488,409 | 0.5 | 1.0 | 1.5 |
| Endocrine, nutritional, metab. & immunity disorders 240-279 | 411 | 2,128 | 12,696 | 1.4 | 1.5 | 1.6 | \$2,422,708 | 2.3 | 2.2 | 2.2 |
| Diseases of the Blood and Blood-Forming Organs 280-289 | 61 | 291 | 2,014 | 0.2 | 0.2 | 0.3 | \$600,461 | 0.6 | 0.4 | 0.6 |
| Mental disorders 290-319 | 1,056 | 6,811 | 28,629 | 3.5 | 4.8 | 3.7 | \$2,401,425 | 2.3 | 6.0 | 4.0 |
| Diseases of the nervous system and sense organs 320-389 | 1,331 | 7,866 | 40,662 | 4.4 | 5.5 | 5.3 | \$2,153,198 | 2.1 | 2.5 | 2.7 |
| Diseases of the circulatory system 390-459 | 1,075 | 4,945 | 26,852 | 3.6 | 3.5 | 3.5 | \$18,236,522 | 17.4 | 14.6 | 14.5 |
| Diseases of the respiratory system 460-519 | 3,043 | 15,148 | 83,334 | 10.1 | 10.7 | 10.8 | \$9,979,086 | 9.5 | 11.2 | 9.9 |
| Diseases of the digestive system 520-579 | 1,900 | 8,284 | 48,383 | 6.3 | 5.8 | 6.3 | \$12,309,959 | 11.7 | 11.4 | 11.0 |
| Diseases of the genitourinary system 580-629 | 1,691 | 7,859 | 42,704 | 5.6 | 5.5 | 5.5 | \$6,193,769 | 5.9 | 5.5 | 5.0 |
| Complications of pregn., childbirth, & puerperium 630-677 | 882 | 4,186 | 23,008 | 2.9 | 2.9 | 3.0 | \$2,145,540 | 2.0 | 2.0 | 2.2 |
| Diseases of the skin and subcutaneous tissue 680-709 | 786 | 4,848 | 25,631 | 2.6 | 3.4 | 3.3 | \$1,212,206 | 1.2 | 1.4 | 1.4 |
| Diseases of the musculoskeletal sys. & conn. tissue 710-739 | 1,082 | 5,993 | 37,369 | 3.6 | 4.2 | 4.9 | \$2,205,865 | 2.1 | 2.3 | 2.6 |
| Congenital Anomalies 740-759 | 10 | 29 | 366 | 0.0 | 0.0 | 0.0 | \$166,480 | 0.2 | 0.0 | 0.2 |
| Certain conditions orig. in the perinatal period 760-779 | 34 | 136 | 1,450 | 0.1 | 0.1 | 0.2 | \$79,152 | 0.1 | 0.0 | 0.2 |
| Symptoms, signs, and ill-defined conditions 780-799 | 6,516 | 30,229 | 157,027 | 21.7 | 21.3 | 20.4 | \$18,576,188 | 17.7 | 16.0 | 13.3 |
| Injury and poisoning ** 800-999 | 9,297 | 37,224 | 196,138 | 30.9 | 26.2 | 25.5 | \$20,713,237 | 19.8 | 17.4 | 22.1 |
| Supplementary classification V01-V82 | 371 | 2,873 | 20,232 | 1.2 | 2.0 | 2.6 | \$356,349 | 0.3 | 0.4 | 0.4 |
| All other diagnoses | 34 | 47 | 677 | 0.1 | 0.0 | 0.1 | \$31,887 | 0.0 | 0.0 | 0.0 |

* Based on Principal Diagnosis.

** See Table 8 for subcategories of injury and poisoning.

*** Excludes professional fees.

Table 7
ED Encounters by Major Disease Category
January 1, 2009 to December 31, 2009

Health District of Hospital: Central Utah
Inpatient Peer group: Acute, rural, low CMI (n=16)

County: Millard
Ownership: Not for profit

ED beds: 6
Affiliation: Intermountain Healthcare

| Major disease category and ICD-9 code range* | Number of Encounters | | | Percent of Encounters | | | Total Charges*** | | | |
|---|----------------------|-----------|------------|-----------------------|-----------|------------|------------------|---------------|-----------|------------|
| | Hospital # | Peer # | State # | Hospital % | Peer % | State % | Hospital \$ | Hospital % | Peer % | State % |
| All Encounters | 3,026 | 76,365 | 770,211 | 100.0 | 100.0 | 100.0 | \$2,993,658 | 100.0 | 100.0 | 100.0 |
| Infectious and parasitic diseases 001-139 | 100 | 2,295 | 21,210 | 3.3 | 3.0 | 2.8 | \$87,240 | 2.9 | 2.0 | 6.3 |
| Neoplasms 140-239 | 7 | 128 | 1,829 | 0.2 | 0.2 | 0.2 | \$7,983 | 0.3 | 0.4 | 1.5 |
| Endocrine, nutritional, metab. & immunity disorders 240-279 | 47 | 1,412 | 12,696 | 1.6 | 1.8 | 1.6 | \$95,054 | 3.2 | 3.2 | 2.2 |
| Diseases of the Blood and Blood-Forming Organs 280-289 | 11 | 170 | 2,014 | 0.4 | 0.2 | 0.3 | \$29,597 | 1.0 | 0.6 | 0.6 |
| Mental disorders 290-319 | 69 | 1,916 | 28,629 | 2.3 | 2.5 | 3.7 | \$47,824 | 1.6 | 2.1 | 4.0 |
| Diseases of the nervous system and sense organs 320-389 | 214 | 5,302 | 40,662 | 7.1 | 6.9 | 5.3 | \$115,096 | 3.8 | 2.9 | 2.7 |
| Diseases of the circulatory system 390-459 | 88 | 2,353 | 26,852 | 2.9 | 3.1 | 3.5 | \$218,590 | 7.3 | 8.3 | 14.5 |
| Diseases of the respiratory system 460-519 | 501 | 9,632 | 83,334 | 16.6 | 12.6 | 10.8 | \$356,732 | 11.9 | 13.0 | 9.9 |
| Diseases of the digestive system 520-579 | 204 | 5,056 | 48,383 | 6.7 | 6.6 | 6.3 | \$284,948 | 9.5 | 12.0 | 11.0 |
| Diseases of the genitourinary system 580-629 | 134 | 3,956 | 42,704 | 4.4 | 5.2 | 5.5 | \$222,201 | 7.4 | 7.2 | 5.0 |
| Complications of pregn., childbirth, & puerperium 630-677 | 65 | 2,231 | 23,008 | 2.1 | 2.9 | 3.0 | \$51,792 | 1.7 | 2.9 | 2.2 |
| Diseases of the skin and subcutaneous tissue 680-709 | 95 | 2,249 | 25,631 | 3.1 | 2.9 | 3.3 | \$47,540 | 1.6 | 1.8 | 1.4 |
| Diseases of the musculoskeletal sys. & conn. tissue 710-739 | 132 | 3,717 | 37,369 | 4.4 | 4.9 | 4.9 | \$85,816 | 2.9 | 3.2 | 2.6 |
| Congenital Anomalies 740-759 | 1 | 29 | 366 | 0.0 | 0.0 | 0.0 | \$3,121 | 0.1 | 0.0 | 0.2 |
| Certain conditions orig. in the perinatal period 760-779 | 7 | 89 | 1,450 | 0.2 | 0.1 | 0.2 | \$6,226 | 0.2 | 0.1 | 0.2 |
| Symptoms, signs, and ill-defined conditions 780-799 | 397 | 10,789 | 157,027 | 13.1 | 14.1 | 20.4 | \$454,149 | 15.2 | 16.1 | 13.3 |
| Injury and poisoning ** 800-999 | 938 | 22,889 | 196,138 | 31.0 | 30.0 | 25.5 | \$875,119 | 29.2 | 23.2 | 22.1 |
| Supplementary classification V01-V82 | 15 | 1,763 | 20,232 | 0.5 | 2.3 | 2.6 | \$4,382 | 0.1 | 0.6 | 0.4 |
| All other diagnoses | 1 | 389 | 677 | 0.0 | 0.5 | 0.1 | \$246 | 0.0 | 0.6 | 0.0 |

* Based on Principal Diagnosis.

** See Table 8 for subcategories of injury and poisoning.

*** Excludes professional fees.

Health District of Hospital: Southwest Utah
Inpatient Peer group: Acute, rural, high CMI (n=7)

County: Washington
Ownership: Not for profit

ED beds: 12
Affiliation: Intermountain Healthcare

| Major disease category and ICD-9 code range* | Number of Encounters | | | Percent of Encounters | | | Total Charges*** | | | |
|---|----------------------|-----------|------------|-----------------------|-----------|------------|------------------|---------------|-----------|------------|
| | Hospital # | Peer # | State # | Hospital % | Peer % | State % | Hospital \$ | Hospital % | Peer % | State % |
| All Encounters | 38,481 | 112,935 | 770,211 | 100.0 | 100.0 | 100.0 | \$162,179,862 | 100.0 | 100.0 | 100.0 |
| Infectious and parasitic diseases 001-139 | 850 | 2,774 | 21,210 | 2.2 | 2.5 | 2.8 | \$16,264,389 | 10.0 | 7.1 | 6.3 |
| Neoplasms 140-239 | 126 | 220 | 1,829 | 0.3 | 0.2 | 0.2 | \$2,892,999 | 1.8 | 1.2 | 1.5 |
| Endocrine, nutritional, metab. & immunity disorders 240-279 | 620 | 1,665 | 12,696 | 1.6 | 1.5 | 1.6 | \$3,245,365 | 2.0 | 2.2 | 2.2 |
| Diseases of the Blood and Blood-Forming Organs 280-289 | 117 | 293 | 2,014 | 0.3 | 0.3 | 0.3 | \$1,369,005 | 0.8 | 0.7 | 0.6 |
| Mental disorders 290-319 | 1,401 | 3,264 | 28,629 | 3.6 | 2.9 | 3.7 | \$4,677,102 | 2.9 | 3.1 | 4.0 |
| Diseases of the nervous system and sense organs 320-389 | 1,499 | 6,195 | 40,662 | 3.9 | 5.5 | 5.3 | \$3,276,339 | 2.0 | 2.5 | 2.7 |
| Diseases of the circulatory system 390-459 | 2,093 | 4,337 | 26,852 | 5.4 | 3.8 | 3.5 | \$36,247,490 | 22.4 | 15.8 | 14.5 |
| Diseases of the respiratory system 460-519 | 3,545 | 12,025 | 83,334 | 9.2 | 10.6 | 10.8 | \$16,460,936 | 10.1 | 10.4 | 9.9 |
| Diseases of the digestive system 520-579 | 2,485 | 6,729 | 48,383 | 6.5 | 6.0 | 6.3 | \$18,495,328 | 11.4 | 12.4 | 11.0 |
| Diseases of the genitourinary system 580-629 | 2,569 | 6,542 | 42,704 | 6.7 | 5.8 | 5.5 | \$9,471,078 | 5.8 | 6.0 | 5.0 |
| Complications of pregn., childbirth, & puerperium 630-677 | 985 | 2,694 | 23,008 | 2.6 | 2.4 | 3.0 | \$1,998,230 | 1.2 | 1.5 | 2.2 |
| Diseases of the skin and subcutaneous tissue 680-709 | 1,580 | 4,267 | 25,631 | 4.1 | 3.8 | 3.3 | \$2,075,762 | 1.3 | 1.4 | 1.4 |
| Diseases of the musculoskeletal sys. & conn. tissue 710-739 | 1,527 | 5,475 | 37,369 | 4.0 | 4.8 | 4.9 | \$2,860,993 | 1.8 | 2.4 | 2.6 |
| Congenital Anomalies 740-759 | 7 | 23 | 366 | 0.0 | 0.0 | 0.0 | \$77,456 | 0.0 | 0.1 | 0.2 |
| Certain conditions orig. in the perinatal period 760-779 | 41 | 164 | 1,450 | 0.1 | 0.1 | 0.2 | \$133,443 | 0.1 | 0.1 | 0.2 |
| Symptoms, signs, and ill-defined conditions 780-799 | 8,544 | 22,774 | 157,027 | 22.2 | 20.2 | 20.4 | \$16,753,145 | 10.3 | 13.4 | 13.3 |
| Injury and poisoning ** 800-999 | 9,225 | 29,608 | 196,138 | 24.0 | 26.2 | 25.5 | \$25,290,048 | 15.6 | 19.3 | 22.1 |
| Supplementary classification V01-V82 | 1,262 | 3,872 | 20,232 | 3.3 | 3.4 | 2.6 | \$589,034 | 0.4 | 0.4 | 0.4 |
| All other diagnoses | 5 | 14 | 677 | 0.0 | 0.0 | 0.1 | \$1,721 | 0.0 | 0.0 | 0.0 |

* Based on Principal Diagnosis.

** See Table 8 for subcategories of injury and poisoning.

*** Excludes professional fees.

Table 7
ED Encounters by Major Disease Category
January 1, 2009 to December 31, 2009

Health District of Hospital: Central Utah
Inpatient Peer group: Acute, rural, low CMI (n=16)

County: Millard
Ownership: Not for profit

ED beds: 3
Affiliation: Intermountain Healthcare

| Major disease category and ICD-9 code range* | Number of Encounters | | | Percent of Encounters | | | Total Charges*** | | | |
|---|----------------------|--------|---------|-----------------------|--------|---------|------------------|------------|--------|---------|
| | Hospital # | Peer # | State # | Hospital % | Peer % | State % | Hospital \$ | Hospital % | Peer % | State % |
| All Encounters | 1,458 | 76,365 | 770,211 | 100.0 | 100.0 | 100.0 | \$1,811,041 | 100.0 | 100.0 | 100.0 |
| Infectious and parasitic diseases 001-139 | 20 | 2,295 | 21,210 | 1.4 | 3.0 | 2.8 | \$24,586 | 1.4 | 2.0 | 6.3 |
| Neoplasms 140-239 | 4 | 128 | 1,829 | 0.3 | 0.2 | 0.2 | \$4,109 | 0.2 | 0.4 | 1.5 |
| Endocrine, nutritional, metab. & immunity disorders 240-279 | 32 | 1,412 | 12,696 | 2.2 | 1.8 | 1.6 | \$58,367 | 3.2 | 3.2 | 2.2 |
| Diseases of the Blood and Blood-Forming Organs 280-289 | 2 | 170 | 2,014 | 0.1 | 0.2 | 0.3 | \$12,538 | 0.7 | 0.6 | 0.6 |
| Mental disorders 290-319 | 36 | 1,916 | 28,629 | 2.5 | 2.5 | 3.7 | \$38,268 | 2.1 | 2.1 | 4.0 |
| Diseases of the nervous system and sense organs 320-389 | 88 | 5,302 | 40,662 | 6.0 | 6.9 | 5.3 | \$44,586 | 2.5 | 2.9 | 2.7 |
| Diseases of the circulatory system 390-459 | 39 | 2,353 | 26,852 | 2.7 | 3.1 | 3.5 | \$124,789 | 6.9 | 8.3 | 14.5 |
| Diseases of the respiratory system 460-519 | 196 | 9,632 | 83,334 | 13.4 | 12.6 | 10.8 | \$235,914 | 13.0 | 13.0 | 9.9 |
| Diseases of the digestive system 520-579 | 156 | 5,056 | 48,383 | 10.7 | 6.6 | 6.3 | \$216,462 | 12.0 | 12.0 | 11.0 |
| Diseases of the genitourinary system 580-629 | 62 | 3,956 | 42,704 | 4.3 | 5.2 | 5.5 | \$119,193 | 6.6 | 7.2 | 5.0 |
| Complications of pregn., childbirth, & puerperium 630-677 | 8 | 2,231 | 23,008 | 0.5 | 2.9 | 3.0 | \$23,381 | 1.3 | 2.9 | 2.2 |
| Diseases of the skin and subcutaneous tissue 680-709 | 41 | 2,249 | 25,631 | 2.8 | 2.9 | 3.3 | \$20,845 | 1.2 | 1.8 | 1.4 |
| Diseases of the musculoskeletal sys. & conn. tissue 710-739 | 63 | 3,717 | 37,369 | 4.3 | 4.9 | 4.9 | \$48,944 | 2.7 | 3.2 | 2.6 |
| Certain conditions orig. in the perinatal period 760-779 | 1 | 89 | 1,450 | 0.1 | 0.1 | 0.2 | \$294 | 0.0 | 0.1 | 0.2 |
| Symptoms, signs, and ill-defined conditions 780-799 | 193 | 10,789 | 157,027 | 13.2 | 14.1 | 20.4 | \$287,077 | 15.9 | 16.1 | 13.3 |
| Injury and poisoning ** 800-999 | 505 | 22,889 | 196,138 | 34.6 | 30.0 | 25.5 | \$545,810 | 30.1 | 23.2 | 22.1 |
| Supplementary classification V01-V82 | 12 | 1,763 | 20,232 | 0.8 | 2.3 | 2.6 | \$5,877 | 0.3 | 0.6 | 0.4 |

* Based on Principal Diagnosis.

** See Table 8 for subcategories of injury and poisoning.

*** Excludes professional fees.

Health District of Hospital: Southwest Utah
Inpatient Peer group: Acute, rural, low CMI (n=16)

County: Garfield
Ownership: Not for profit

ED beds: 2
Affiliation: Intermountain Healthcare

| Major disease category and ICD-9 code range* | Number of Encounters | | | Percent of Encounters | | | Total Charges*** | | | |
|---|----------------------|--------|---------|-----------------------|--------|---------|------------------|------------|--------|---------|
| | Hospital # | Peer # | State # | Hospital % | Peer % | State % | Hospital \$ | Hospital % | Peer % | State % |
| All Encounters | 2,112 | 76,365 | 770,211 | 100.0 | 100.0 | 100.0 | \$3,253,230 | 100.0 | 100.0 | 100.0 |
| Infectious and parasitic diseases 001-139 | 57 | 2,295 | 21,210 | 2.7 | 3.0 | 2.8 | \$25,832 | 0.8 | 2.0 | 6.3 |
| Neoplasms 140-239 | 4 | 128 | 1,829 | 0.2 | 0.2 | 0.2 | \$4,164 | 0.1 | 0.4 | 1.5 |
| Endocrine, nutritional, metab. & immunity disorders 240-279 | 24 | 1,412 | 12,696 | 1.1 | 1.8 | 1.6 | \$121,489 | 3.7 | 3.2 | 2.2 |
| Diseases of the Blood and Blood-Forming Organs 280-289 | 10 | 170 | 2,014 | 0.5 | 0.2 | 0.3 | \$11,583 | 0.4 | 0.6 | 0.6 |
| Mental disorders 290-319 | 21 | 1,916 | 28,629 | 1.0 | 2.5 | 3.7 | \$31,631 | 1.0 | 2.1 | 4.0 |
| Diseases of the nervous system and sense organs 320-389 | 158 | 5,302 | 40,662 | 7.5 | 6.9 | 5.3 | \$77,698 | 2.4 | 2.9 | 2.7 |
| Diseases of the circulatory system 390-459 | 81 | 2,353 | 26,852 | 3.8 | 3.1 | 3.5 | \$397,135 | 12.2 | 8.3 | 14.5 |
| Diseases of the respiratory system 460-519 | 281 | 9,632 | 83,334 | 13.3 | 12.6 | 10.8 | \$518,255 | 15.9 | 13.0 | 9.9 |
| Diseases of the digestive system 520-579 | 154 | 5,056 | 48,383 | 7.3 | 6.6 | 6.3 | \$315,308 | 9.7 | 12.0 | 11.0 |
| Diseases of the genitourinary system 580-629 | 99 | 3,956 | 42,704 | 4.7 | 5.2 | 5.5 | \$196,547 | 6.0 | 7.2 | 5.0 |
| Complications of pregn., childbirth, & puerperium 630-677 | 20 | 2,231 | 23,008 | 0.9 | 2.9 | 3.0 | \$31,388 | 1.0 | 2.9 | 2.2 |
| Diseases of the skin and subcutaneous tissue 680-709 | 61 | 2,249 | 25,631 | 2.9 | 2.9 | 3.3 | \$72,725 | 2.2 | 1.8 | 1.4 |
| Diseases of the musculoskeletal sys. & conn. tissue 710-739 | 116 | 3,717 | 37,369 | 5.5 | 4.9 | 4.9 | \$104,445 | 3.2 | 3.2 | 2.6 |
| Certain conditions orig. in the perinatal period 760-779 | 3 | 89 | 1,450 | 0.1 | 0.1 | 0.2 | \$798 | 0.0 | 0.1 | 0.2 |
| Symptoms, signs, and ill-defined conditions 780-799 | 268 | 10,789 | 157,027 | 12.7 | 14.1 | 20.4 | \$473,008 | 14.5 | 16.1 | 13.3 |
| Injury and poisoning ** 800-999 | 734 | 22,889 | 196,138 | 34.8 | 30.0 | 25.5 | \$863,535 | 26.5 | 23.2 | 22.1 |
| Supplementary classification V01-V82 | 20 | 1,763 | 20,232 | 0.9 | 2.3 | 2.6 | \$7,330 | 0.2 | 0.6 | 0.4 |
| All other diagnoses | 1 | 389 | 677 | 0.0 | 0.5 | 0.1 | \$360 | 0.0 | 0.6 | 0.0 |

* Based on Principal Diagnosis.

** See Table 8 for subcategories of injury and poisoning.

*** Excludes professional fees.

Table 7
ED Encounters by Major Disease Category
January 1, 2009 to December 31, 2009

Health District of Hospital: Central Utah
Inpatient Peer group: Acute, rural, low CMI (n=16)

County: Sanpete
Ownership: Government

ED beds: 3
Affiliation: Freestanding

| Major disease category and ICD-9 code range* | Number of Encounters | | | Percent of Encounters | | | Total Charges*** | | | |
|---|----------------------|--------|---------|-----------------------|--------|---------|------------------|------------|--------|---------|
| | Hospital # | Peer # | State # | Hospital % | Peer % | State % | Hospital \$ | Hospital % | Peer % | State % |
| All Encounters | 4,590 | 76,365 | 770,211 | 100.0 | 100.0 | 100.0 | \$3,793,520 | 100.0 | 100.0 | 100.0 |
| Infectious and parasitic diseases 001-139 | 154 | 2,295 | 21,210 | 3.4 | 3.0 | 2.8 | \$89,371 | 2.4 | 2.0 | 6.3 |
| Neoplasms 140-239 | 5 | 128 | 1,829 | 0.1 | 0.2 | 0.2 | \$25,995 | 0.7 | 0.4 | 1.5 |
| Endocrine, nutritional, metab. & immunity disorders 240-279 | 49 | 1,412 | 12,696 | 1.1 | 1.8 | 1.6 | \$80,202 | 2.1 | 3.2 | 2.2 |
| Diseases of the Blood and Blood-Forming Organs 280-289 | 5 | 170 | 2,014 | 0.1 | 0.2 | 0.3 | \$13,704 | 0.4 | 0.6 | 0.6 |
| Mental disorders 290-319 | 64 | 1,916 | 28,629 | 1.4 | 2.5 | 3.7 | \$73,737 | 1.9 | 2.1 | 4.0 |
| Diseases of the nervous system and sense organs 320-389 | 323 | 5,302 | 40,662 | 7.0 | 6.9 | 5.3 | \$101,623 | 2.7 | 2.9 | 2.7 |
| Diseases of the circulatory system 390-459 | 128 | 2,353 | 26,852 | 2.8 | 3.1 | 3.5 | \$319,669 | 8.4 | 8.3 | 14.5 |
| Diseases of the respiratory system 460-519 | 751 | 9,632 | 83,334 | 16.4 | 12.6 | 10.8 | \$594,154 | 15.7 | 13.0 | 9.9 |
| Diseases of the digestive system 520-579 | 292 | 5,056 | 48,383 | 6.4 | 6.6 | 6.3 | \$514,780 | 13.6 | 12.0 | 11.0 |
| Diseases of the genitourinary system 580-629 | 223 | 3,956 | 42,704 | 4.9 | 5.2 | 5.5 | \$230,270 | 6.1 | 7.2 | 5.0 |
| Complications of pregn., childbirth, & puerperium 630-677 | 159 | 2,231 | 23,008 | 3.5 | 2.9 | 3.0 | \$188,705 | 5.0 | 2.9 | 2.2 |
| Diseases of the skin and subcutaneous tissue 680-709 | 125 | 2,249 | 25,631 | 2.7 | 2.9 | 3.3 | \$72,257 | 1.9 | 1.8 | 1.4 |
| Diseases of the musculoskeletal sys. & conn. tissue 710-739 | 206 | 3,717 | 37,369 | 4.5 | 4.9 | 4.9 | \$127,526 | 3.4 | 3.2 | 2.6 |
| Certain conditions orig. in the perinatal period 760-779 | 5 | 89 | 1,450 | 0.1 | 0.1 | 0.2 | \$950 | 0.0 | 0.1 | 0.2 |
| Symptoms, signs, and ill-defined conditions 780-799 | 654 | 10,789 | 157,027 | 14.2 | 14.1 | 20.4 | \$545,336 | 14.4 | 16.1 | 13.3 |
| Injury and poisoning ** 800-999 | 1,396 | 22,889 | 196,138 | 30.4 | 30.0 | 25.5 | \$775,028 | 20.4 | 23.2 | 22.1 |
| Supplementary classification V01-V82 | 51 | 1,763 | 20,232 | 1.1 | 2.3 | 2.6 | \$40,214 | 1.1 | 0.6 | 0.4 |

* Based on Principal Diagnosis.

** See Table 8 for subcategories of injury and poisoning.

*** Excludes professional fees.

Table 7
ED Encounters by Major Disease Category
January 1, 2009 to December 31, 2009

Health District of Hospital: Wasatch County
Inpatient Peer group: Acute, rural, low CMI (n=16)

County: Wasatch
Ownership: Not for profit

ED beds: 5
Affiliation: Intermountain Healthcare

| Major disease category and ICD-9 code range* | Number of Encounters | | | Percent of Encounters | | | Total Charges*** | | | |
|---|----------------------|--------|---------|-----------------------|--------|---------|------------------|------------|--------|---------|
| | Hospital # | Peer # | State # | Hospital % | Peer % | State % | Hospital \$ | Hospital % | Peer % | State % |
| All Encounters | 5,930 | 76,365 | 770,211 | 100.0 | 100.0 | 100.0 | \$5,893,364 | 100.0 | 100.0 | 100.0 |
| Infectious and parasitic diseases 001-139 | 265 | 2,295 | 21,210 | 4.5 | 3.0 | 2.8 | \$137,871 | 2.3 | 2.0 | 6.3 |
| Neoplasms 140-239 | 10 | 128 | 1,829 | 0.2 | 0.2 | 0.2 | \$13,402 | 0.2 | 0.4 | 1.5 |
| Endocrine, nutritional, metab. & immunity disorders 240-279 | 69 | 1,412 | 12,696 | 1.2 | 1.8 | 1.6 | \$139,743 | 2.4 | 3.2 | 2.2 |
| Diseases of the Blood and Blood-Forming Organs 280-289 | 5 | 170 | 2,014 | 0.1 | 0.2 | 0.3 | \$2,184 | 0.0 | 0.6 | 0.6 |
| Mental disorders 290-319 | 134 | 1,916 | 28,629 | 2.3 | 2.5 | 3.7 | \$107,273 | 1.8 | 2.1 | 4.0 |
| Diseases of the nervous system and sense organs 320-389 | 288 | 5,302 | 40,662 | 4.9 | 6.9 | 5.3 | \$151,804 | 2.6 | 2.9 | 2.7 |
| Diseases of the circulatory system 390-459 | 123 | 2,353 | 26,852 | 2.1 | 3.1 | 3.5 | \$297,468 | 5.0 | 8.3 | 14.5 |
| Diseases of the respiratory system 460-519 | 636 | 9,632 | 83,334 | 10.7 | 12.6 | 10.8 | \$520,355 | 8.8 | 13.0 | 9.9 |
| Diseases of the digestive system 520-579 | 343 | 5,056 | 48,383 | 5.8 | 6.6 | 6.3 | \$379,725 | 6.4 | 12.0 | 11.0 |
| Diseases of the genitourinary system 580-629 | 246 | 3,956 | 42,704 | 4.1 | 5.2 | 5.5 | \$324,613 | 5.5 | 7.2 | 5.0 |
| Complications of pregn., childbirth, & puerperium 630-677 | 210 | 2,231 | 23,008 | 3.5 | 2.9 | 3.0 | \$232,210 | 3.9 | 2.9 | 2.2 |
| Diseases of the skin and subcutaneous tissue 680-709 | 157 | 2,249 | 25,631 | 2.6 | 2.9 | 3.3 | \$77,169 | 1.3 | 1.8 | 1.4 |
| Diseases of the musculoskeletal sys. & conn. tissue 710-739 | 327 | 3,717 | 37,369 | 5.5 | 4.9 | 4.9 | \$257,057 | 4.4 | 3.2 | 2.6 |
| Congenital Anomalies 740-759 | 1 | 29 | 366 | 0.0 | 0.0 | 0.0 | \$260 | 0.0 | 0.0 | 0.2 |
| Certain conditions orig. in the perinatal period 760-779 | 10 | 89 | 1,450 | 0.2 | 0.1 | 0.2 | \$4,865 | 0.1 | 0.1 | 0.2 |
| Symptoms, signs, and ill-defined conditions 780-799 | 892 | 10,789 | 157,027 | 15.0 | 14.1 | 20.4 | \$954,316 | 16.2 | 16.1 | 13.3 |
| Injury and poisoning ** 800-999 | 2,181 | 22,889 | 196,138 | 36.8 | 30.0 | 25.5 | \$2,273,750 | 38.6 | 23.2 | 22.1 |
| Supplementary classification V01-V82 | 33 | 1,763 | 20,232 | 0.6 | 2.3 | 2.6 | \$19,301 | 0.3 | 0.6 | 0.4 |

* Based on Principal Diagnosis.

** See Table 8 for subcategories of injury and poisoning.

*** Excludes professional fees.

Table 7
ED Encounters by Major Disease Category
January 1, 2009 to December 31, 2009

Health District of Hospital: Salt Lake County
Inpatient Peer group: Acute, urban, high CMI (n=2)

County: Salt Lake
Ownership: Not for profit

ED beds: 54
Affiliation: Intermountain Healthcare

| Major disease category and ICD-9 code range* | Number of Encounters | | | Percent of Encounters | | | Total Charges*** | | | |
|---|----------------------|-----------|------------|-----------------------|-----------|------------|------------------|---------------|-----------|------------|
| | Hospital # | Peer # | State # | Hospital % | Peer % | State % | Hospital \$ | Hospital % | Peer % | State % |
| All Encounters | 82,150 | 120,556 | 770,211 | 100.0 | 100.0 | 100.0 | \$453,904,476 | 100.0 | 100.0 | 100.0 |
| Infectious and parasitic diseases 001-139 | 2,115 | 3,133 | 21,210 | 2.6 | 2.6 | 2.8 | \$37,979,514 | 8.4 | 7.7 | 6.3 |
| Neoplasms 140-239 | 253 | 400 | 1,829 | 0.3 | 0.3 | 0.2 | \$7,706,688 | 1.7 | 1.6 | 1.5 |
| Endocrine, nutritional, metab. & immunity disorders 240-279 | 1,367 | 1,931 | 12,696 | 1.7 | 1.6 | 1.6 | \$9,495,098 | 2.1 | 1.8 | 2.2 |
| Diseases of the Blood and Blood-Forming Organs 280-289 | 194 | 306 | 2,014 | 0.2 | 0.3 | 0.3 | \$1,987,097 | 0.4 | 0.4 | 0.6 |
| Mental disorders 290-319 | 2,454 | 5,592 | 28,629 | 3.0 | 4.6 | 3.7 | \$6,113,178 | 1.3 | 2.8 | 4.0 |
| Diseases of the nervous system and sense organs 320-389 | 3,214 | 4,750 | 40,662 | 3.9 | 3.9 | 5.3 | \$10,023,450 | 2.2 | 2.5 | 2.7 |
| Diseases of the circulatory system 390-459 | 3,697 | 5,395 | 26,852 | 4.5 | 4.5 | 3.5 | \$83,171,180 | 18.3 | 16.9 | 14.5 |
| Diseases of the respiratory system 460-519 | 7,239 | 9,469 | 83,334 | 8.8 | 7.9 | 10.8 | \$30,364,322 | 6.7 | 6.0 | 9.9 |
| Diseases of the digestive system 520-579 | 5,067 | 7,511 | 48,383 | 6.2 | 6.2 | 6.3 | \$41,307,812 | 9.1 | 8.5 | 11.0 |
| Diseases of the genitourinary system 580-629 | 4,849 | 6,779 | 42,704 | 5.9 | 5.6 | 5.5 | \$17,803,982 | 3.9 | 3.3 | 5.0 |
| Complications of pregn., childbirth, & puerperium 630-677 | 2,613 | 4,957 | 23,008 | 3.2 | 4.1 | 3.0 | \$6,688,723 | 1.5 | 3.1 | 2.2 |
| Diseases of the skin and subcutaneous tissue 680-709 | 2,968 | 4,070 | 25,631 | 3.6 | 3.4 | 3.3 | \$5,362,938 | 1.2 | 1.2 | 1.4 |
| Diseases of the musculoskeletal sys. & conn. tissue 710-739 | 5,314 | 7,747 | 37,369 | 6.5 | 6.4 | 4.9 | \$13,140,098 | 2.9 | 2.7 | 2.6 |
| Congenital Anomalies 740-759 | 29 | 59 | 366 | 0.0 | 0.0 | 0.0 | \$332,374 | 0.1 | 0.1 | 0.2 |
| Certain conditions orig. in the perinatal period 760-779 | 50 | 58 | 1,450 | 0.1 | 0.0 | 0.2 | \$59,757 | 0.0 | 0.0 | 0.2 |
| Symptoms, signs, and ill-defined conditions 780-799 | 20,386 | 28,641 | 157,027 | 24.8 | 23.8 | 20.4 | \$58,199,744 | 12.8 | 10.6 | 13.3 |
| Injury and poisoning ** 800-999 | 17,726 | 26,284 | 196,138 | 21.6 | 21.8 | 25.5 | \$122,627,492 | 27.0 | 30.5 | 22.1 |
| Supplementary classification V01-V82 | 2,591 | 3,368 | 20,232 | 3.2 | 2.8 | 2.6 | \$1,518,137 | 0.3 | 0.3 | 0.4 |
| All other diagnoses | 24 | 106 | 677 | 0.0 | 0.1 | 0.1 | \$22,893 | 0.0 | 0.0 | 0.0 |

* Based on Principal Diagnosis.

** See Table 8 for subcategories of injury and poisoning.

*** Excludes professional fees.

Table 7
ED Encounters by Major Disease Category
January 1, 2009 to December 31, 2009

Health District of Hospital: Salt Lake County
Inpatient Peer group: Acute, urban, low CMI (n=6)

County: Salt Lake
Ownership: Investor-owned

ED beds: 10
Affiliation: IASIS Health Care

| Major disease category and ICD-9 code range* | Number of Encounters | | | Percent of Encounters | | | Total Charges*** | | | |
|---|----------------------|---------|---------|-----------------------|--------|---------|------------------|------------|--------|---------|
| | Hospital # | Peer # | State # | Hospital % | Peer % | State % | Hospital \$ | Hospital % | Peer % | State % |
| All Encounters | 33,506 | 119,283 | 770,211 | 100.0 | 100.0 | 100.0 | \$136,930,105 | 100.0 | 100.0 | 100.0 |
| Infectious and parasitic diseases 001-139 | 961 | 2,897 | 21,210 | 2.9 | 2.4 | 2.8 | \$8,541,514 | 6.2 | 5.8 | 6.3 |
| Neoplasms 140-239 | 47 | 148 | 1,829 | 0.1 | 0.1 | 0.2 | \$627,926 | 0.5 | 0.6 | 1.5 |
| Endocrine, nutritional, metab. & immunity disorders 240-279 | 818 | 1,759 | 12,696 | 2.4 | 1.5 | 1.6 | \$4,117,104 | 3.0 | 2.4 | 2.2 |
| Diseases of the Blood and Blood-Forming Organs 280-289 | 54 | 246 | 2,014 | 0.2 | 0.2 | 0.3 | \$335,824 | 0.2 | 0.6 | 0.6 |
| Mental disorders 290-319 | 923 | 2,830 | 28,629 | 2.8 | 2.4 | 3.7 | \$2,316,432 | 1.7 | 1.6 | 4.0 |
| Diseases of the nervous system and sense organs 320-389 | 1,889 | 6,423 | 40,662 | 5.6 | 5.4 | 5.3 | \$3,648,988 | 2.7 | 2.8 | 2.7 |
| Diseases of the circulatory system 390-459 | 1,068 | 3,291 | 26,852 | 3.2 | 2.8 | 3.5 | \$19,366,356 | 14.1 | 11.5 | 14.5 |
| Diseases of the respiratory system 460-519 | 4,004 | 12,072 | 83,334 | 12.0 | 10.1 | 10.8 | \$14,264,270 | 10.4 | 10.0 | 9.9 |
| Diseases of the digestive system 520-579 | 2,202 | 7,366 | 48,383 | 6.6 | 6.2 | 6.3 | \$20,875,157 | 15.2 | 13.9 | 11.0 |
| Diseases of the genitourinary system 580-629 | 2,151 | 7,650 | 42,704 | 6.4 | 6.4 | 5.5 | \$9,783,184 | 7.1 | 7.6 | 5.0 |
| Complications of pregn., childbirth, & puerperium 630-677 | 1,213 | 4,210 | 23,008 | 3.6 | 3.5 | 3.0 | \$4,119,405 | 3.0 | 3.0 | 2.2 |
| Diseases of the skin and subcutaneous tissue 680-709 | 1,107 | 4,167 | 25,631 | 3.3 | 3.5 | 3.3 | \$2,543,276 | 1.9 | 1.7 | 1.4 |
| Diseases of the musculoskeletal sys. & conn. tissue 710-739 | 1,192 | 5,351 | 37,369 | 3.6 | 4.5 | 4.9 | \$2,614,347 | 1.9 | 2.5 | 2.6 |
| Congenital Anomalies 740-759 | 9 | 22 | 366 | 0.0 | 0.0 | 0.0 | \$91,553 | 0.1 | 0.1 | 0.2 |
| Certain conditions orig. in the perinatal period 760-779 | 43 | 109 | 1,450 | 0.1 | 0.1 | 0.2 | \$59,716 | 0.0 | 0.1 | 0.2 |
| Symptoms, signs, and ill-defined conditions 780-799 | 6,210 | 24,389 | 157,027 | 18.5 | 20.4 | 20.4 | \$20,608,125 | 15.1 | 17.1 | 13.3 |
| Injury and poisoning ** 800-999 | 8,911 | 33,379 | 196,138 | 26.6 | 28.0 | 25.5 | \$22,275,229 | 16.3 | 18.2 | 22.1 |
| Supplementary classification V01-V82 | 690 | 2,942 | 20,232 | 2.1 | 2.5 | 2.6 | \$729,588 | 0.5 | 0.4 | 0.4 |
| All other diagnoses | 14 | 32 | 677 | 0.0 | 0.0 | 0.1 | \$12,113 | 0.0 | 0.0 | 0.0 |

* Based on Principal Diagnosis.

** See Table 8 for subcategories of injury and poisoning.

*** Excludes professional fees.

Table 7
ED Encounters by Major Disease Category
January 1, 2009 to December 31, 2009

Health District of Hospital: Southwest Utah
Inpatient Peer group: Acute, rural, low CMI (n=16)

County: Kane
Ownership: Government

ED beds: 1
Affiliation: Management

| Major disease category and ICD-9 code range* | Number of Encounters | | | Percent of Encounters | | | Total Charges*** | | | |
|---|----------------------|--------|---------|-----------------------|--------|---------|------------------|------------|--------|---------|
| | Hospital # | Peer # | State # | Hospital % | Peer % | State % | Hospital \$ | Hospital % | Peer % | State % |
| All Encounters | 2,769 | 76,365 | 770,211 | 100.0 | 100.0 | 100.0 | \$1,690,637 | 100.0 | 100.0 | 100.0 |
| Infectious and parasitic diseases 001-139 | 47 | 2,295 | 21,210 | 1.7 | 3.0 | 2.8 | \$16,767 | 1.0 | 2.0 | 6.3 |
| Neoplasms 140-239 | 5 | 128 | 1,829 | 0.2 | 0.2 | 0.2 | \$12,161 | 0.7 | 0.4 | 1.5 |
| Endocrine, nutritional, metab. & immunity disorders 240-279 | 70 | 1,412 | 12,696 | 2.5 | 1.8 | 1.6 | \$108,578 | 6.4 | 3.2 | 2.2 |
| Diseases of the Blood and Blood-Forming Organs 280-289 | 5 | 170 | 2,014 | 0.2 | 0.2 | 0.3 | \$3,136 | 0.2 | 0.6 | 0.6 |
| Mental disorders 290-319 | 89 | 1,916 | 28,629 | 3.2 | 2.5 | 3.7 | \$45,591 | 2.7 | 2.1 | 4.0 |
| Diseases of the nervous system and sense organs 320-389 | 188 | 5,302 | 40,662 | 6.8 | 6.9 | 5.3 | \$77,963 | 4.6 | 2.9 | 2.7 |
| Diseases of the circulatory system 390-459 | 117 | 2,353 | 26,852 | 4.2 | 3.1 | 3.5 | \$111,278 | 6.6 | 8.3 | 14.5 |
| Diseases of the respiratory system 460-519 | 357 | 9,632 | 83,334 | 12.9 | 12.6 | 10.8 | \$348,429 | 20.6 | 13.0 | 9.9 |
| Diseases of the digestive system 520-579 | 196 | 5,056 | 48,383 | 7.1 | 6.6 | 6.3 | \$189,885 | 11.2 | 12.0 | 11.0 |
| Diseases of the genitourinary system 580-629 | 180 | 3,956 | 42,704 | 6.5 | 5.2 | 5.5 | \$95,307 | 5.6 | 7.2 | 5.0 |
| Complications of pregn., childbirth, & puerperium 630-677 | 36 | 2,231 | 23,008 | 1.3 | 2.9 | 3.0 | \$43,933 | 2.6 | 2.9 | 2.2 |
| Diseases of the skin and subcutaneous tissue 680-709 | 91 | 2,249 | 25,631 | 3.3 | 2.9 | 3.3 | \$26,600 | 1.6 | 1.8 | 1.4 |
| Diseases of the musculoskeletal sys. & conn. tissue 710-739 | 105 | 3,717 | 37,369 | 3.8 | 4.9 | 4.9 | \$33,147 | 2.0 | 3.2 | 2.6 |
| Congenital Anomalies 740-759 | 1 | 29 | 366 | 0.0 | 0.0 | 0.0 | \$679 | 0.0 | 0.0 | 0.2 |
| Certain conditions orig. in the perinatal period 760-779 | 3 | 89 | 1,450 | 0.1 | 0.1 | 0.2 | \$479 | 0.0 | 0.1 | 0.2 |
| Symptoms, signs, and ill-defined conditions 780-799 | 342 | 10,789 | 157,027 | 12.4 | 14.1 | 20.4 | \$181,588 | 10.7 | 16.1 | 13.3 |
| Injury and poisoning ** 800-999 | 914 | 22,889 | 196,138 | 33.0 | 30.0 | 25.5 | \$388,550 | 23.0 | 23.2 | 22.1 |
| Supplementary classification V01-V82 | 23 | 1,763 | 20,232 | 0.8 | 2.3 | 2.6 | \$6,566 | 0.4 | 0.6 | 0.4 |

* Based on Principal Diagnosis.

** See Table 8 for subcategories of injury and poisoning.

*** Excludes professional fees.

Table 7
ED Encounters by Major Disease Category
January 1, 2009 to December 31, 2009

Health District of Hospital: Davis County
Inpatient Peer group: Acute, urban, lower medium CMI (n=7)

County: Davis
Ownership: Investor-owned

ED beds: 11
Affiliation: Mountainstar Healthcare

| Major disease category and ICD-9 code range* | Number of Encounters | | | Percent of Encounters | | | Total Charges*** | | | |
|---|----------------------|-----------|------------|-----------------------|-----------|------------|------------------|---------------|-----------|------------|
| | Hospital # | Peer # | State # | Hospital % | Peer % | State % | Hospital \$ | Hospital % | Peer % | State % |
| All Encounters | 15,338 | 142,085 | 770,211 | 100.0 | 100.0 | 100.0 | \$74,180,762 | 100.0 | 100.0 | 100.0 |
| Infectious and parasitic diseases 001-139 | 222 | 2,971 | 21,210 | 1.4 | 2.1 | 2.8 | \$3,511,675 | 4.7 | 5.6 | 6.3 |
| Neoplasms 140-239 | 26 | 217 | 1,829 | 0.2 | 0.2 | 0.2 | \$860,799 | 1.2 | 1.0 | 1.5 |
| Endocrine, nutritional, metab. & immunity disorders 240-279 | 262 | 2,128 | 12,696 | 1.7 | 1.5 | 1.6 | \$1,313,099 | 1.8 | 2.2 | 2.2 |
| Diseases of the Blood and Blood-Forming Organs 280-289 | 50 | 291 | 2,014 | 0.3 | 0.2 | 0.3 | \$498,421 | 0.7 | 0.4 | 0.6 |
| Mental disorders 290-319 | 1,016 | 6,811 | 28,629 | 6.6 | 4.8 | 3.7 | \$8,419,938 | 11.4 | 6.0 | 4.0 |
| Diseases of the nervous system and sense organs 320-389 | 897 | 7,866 | 40,662 | 5.8 | 5.5 | 5.3 | \$2,179,916 | 2.9 | 2.5 | 2.7 |
| Diseases of the circulatory system 390-459 | 701 | 4,945 | 26,852 | 4.6 | 3.5 | 3.5 | \$10,598,534 | 14.3 | 14.6 | 14.5 |
| Diseases of the respiratory system 460-519 | 1,577 | 15,148 | 83,334 | 10.3 | 10.7 | 10.8 | \$9,936,084 | 13.4 | 11.2 | 9.9 |
| Diseases of the digestive system 520-579 | 732 | 8,284 | 48,383 | 4.8 | 5.8 | 6.3 | \$7,998,122 | 10.8 | 11.4 | 11.0 |
| Diseases of the genitourinary system 580-629 | 720 | 7,859 | 42,704 | 4.7 | 5.5 | 5.5 | \$3,273,202 | 4.4 | 5.5 | 5.0 |
| Complications of pregn., childbirth, & puerperium 630-677 | 371 | 4,186 | 23,008 | 2.4 | 2.9 | 3.0 | \$1,013,175 | 1.4 | 2.0 | 2.2 |
| Diseases of the skin and subcutaneous tissue 680-709 | 446 | 4,848 | 25,631 | 2.9 | 3.4 | 3.3 | \$706,468 | 1.0 | 1.4 | 1.4 |
| Diseases of the musculoskeletal sys. & conn. tissue 710-739 | 683 | 5,993 | 37,369 | 4.5 | 4.2 | 4.9 | \$1,845,995 | 2.5 | 2.3 | 2.6 |
| Congenital Anomalies 740-759 | 2 | 29 | 366 | 0.0 | 0.0 | 0.0 | \$21,200 | 0.0 | 0.0 | 0.2 |
| Certain conditions orig. in the perinatal period 760-779 | 15 | 136 | 1,450 | 0.1 | 0.1 | 0.2 | \$24,090 | 0.0 | 0.0 | 0.2 |
| Symptoms, signs, and ill-defined conditions 780-799 | 3,193 | 30,229 | 157,027 | 20.8 | 21.3 | 20.4 | \$9,939,394 | 13.4 | 16.0 | 13.3 |
| Injury and poisoning ** 800-999 | 4,289 | 37,224 | 196,138 | 28.0 | 26.2 | 25.5 | \$11,921,453 | 16.1 | 17.4 | 22.1 |
| Supplementary classification V01-V82 | 136 | 2,873 | 20,232 | 0.9 | 2.0 | 2.6 | \$119,197 | 0.2 | 0.4 | 0.4 |

* Based on Principal Diagnosis.

** See Table 8 for subcategories of injury and poisoning.

*** Excludes professional fees.

Table 7
ED Encounters by Major Disease Category
January 1, 2009 to December 31, 2009

Health District of Hospital: Salt Lake County
Inpatient Peer group: Acute, urban, lower medium CMI (n=7)

County: Salt Lake
Ownership: Not for profit

ED beds: 24
Affiliation: Intermountain Healthcare

| Major disease category and ICD-9 code range* | Number of Encounters | | | Percent of Encounters | | | Total Charges*** | | | |
|---|----------------------|-----------|------------|-----------------------|-----------|------------|------------------|---------------|-----------|------------|
| | Hospital # | Peer # | State # | Hospital % | Peer % | State % | Hospital \$ | Hospital % | Peer % | State % |
| All Encounters | 26,120 | 142,085 | 770,211 | 100.0 | 100.0 | 100.0 | \$103,806,797 | 100.0 | 100.0 | 100.0 |
| Infectious and parasitic diseases 001-139 | 770 | 2,971 | 21,210 | 2.9 | 2.1 | 2.8 | \$10,306,213 | 9.9 | 5.6 | 6.3 |
| Neoplasms 140-239 | 56 | 217 | 1,829 | 0.2 | 0.2 | 0.2 | \$2,119,163 | 2.0 | 1.0 | 1.5 |
| Endocrine, nutritional, metab. & immunity disorders 240-279 | 409 | 2,128 | 12,696 | 1.6 | 1.5 | 1.6 | \$2,710,807 | 2.6 | 2.2 | 2.2 |
| Diseases of the Blood and Blood-Forming Organs 280-289 | 60 | 291 | 2,014 | 0.2 | 0.2 | 0.3 | \$569,578 | 0.5 | 0.4 | 0.6 |
| Mental disorders 290-319 | 2,146 | 6,811 | 28,629 | 8.2 | 4.8 | 3.7 | \$14,041,287 | 13.5 | 6.0 | 4.0 |
| Diseases of the nervous system and sense organs 320-389 | 906 | 7,866 | 40,662 | 3.5 | 5.5 | 5.3 | \$1,919,533 | 1.8 | 2.5 | 2.7 |
| Diseases of the circulatory system 390-459 | 798 | 4,945 | 26,852 | 3.1 | 3.5 | 3.5 | \$6,678,467 | 6.4 | 14.6 | 14.5 |
| Diseases of the respiratory system 460-519 | 1,991 | 15,148 | 83,334 | 7.6 | 10.7 | 10.8 | \$10,288,530 | 9.9 | 11.2 | 9.9 |
| Diseases of the digestive system 520-579 | 1,678 | 8,284 | 48,383 | 6.4 | 5.8 | 6.3 | \$11,051,942 | 10.6 | 11.4 | 11.0 |
| Diseases of the genitourinary system 580-629 | 1,408 | 7,859 | 42,704 | 5.4 | 5.5 | 5.5 | \$5,021,411 | 4.8 | 5.5 | 5.0 |
| Complications of pregn., childbirth, & puerperium 630-677 | 921 | 4,186 | 23,008 | 3.5 | 2.9 | 3.0 | \$2,221,377 | 2.1 | 2.0 | 2.2 |
| Diseases of the skin and subcutaneous tissue 680-709 | 1,317 | 4,848 | 25,631 | 5.0 | 3.4 | 3.3 | \$2,555,453 | 2.5 | 1.4 | 1.4 |
| Diseases of the musculoskeletal sys. & conn. tissue 710-739 | 1,753 | 5,993 | 37,369 | 6.7 | 4.2 | 4.9 | \$3,160,954 | 3.0 | 2.3 | 2.6 |
| Congenital Anomalies 740-759 | 8 | 29 | 366 | 0.0 | 0.0 | 0.0 | \$38,210 | 0.0 | 0.0 | 0.2 |
| Certain conditions orig. in the perinatal period 760-779 | 18 | 136 | 1,450 | 0.1 | 0.1 | 0.2 | \$11,628 | 0.0 | 0.0 | 0.2 |
| Symptoms, signs, and ill-defined conditions 780-799 | 6,196 | 30,229 | 157,027 | 23.7 | 21.3 | 20.4 | \$16,526,965 | 15.9 | 16.0 | 13.3 |
| Injury and poisoning ** 800-999 | 4,897 | 37,224 | 196,138 | 18.7 | 26.2 | 25.5 | \$13,905,083 | 13.4 | 17.4 | 22.1 |
| Supplementary classification V01-V82 | 783 | 2,873 | 20,232 | 3.0 | 2.0 | 2.6 | \$671,260 | 0.6 | 0.4 | 0.4 |
| All other diagnoses | 5 | 47 | 677 | 0.0 | 0.0 | 0.1 | \$8,937 | 0.0 | 0.0 | 0.0 |

* Based on Principal Diagnosis.

** See Table 8 for subcategories of injury and poisoning.

*** Excludes professional fees.

Health District of Hospital: Bear River
Inpatient Peer group: Acute, rural, high CMI (n=7)

County: Cache
Ownership: Not for profit

ED beds: 16
Affiliation: Intermountain Healthcare

| Major disease category and ICD-9 code range* | Number of Encounters | | | Percent of Encounters | | | Total Charges*** | | | |
|---|----------------------|-----------|------------|-----------------------|-----------|------------|------------------|---------------|-----------|------------|
| | Hospital # | Peer # | State # | Hospital % | Peer % | State % | Hospital \$ | Hospital % | Peer % | State % |
| All Encounters | 23,918 | 112,935 | 770,211 | 100.0 | 100.0 | 100.0 | \$57,241,408 | 100.0 | 100.0 | 100.0 |
| Infectious and parasitic diseases 001-139 | 382 | 2,774 | 21,210 | 1.6 | 2.5 | 2.8 | \$2,250,956 | 3.9 | 7.1 | 6.3 |
| Neoplasms 140-239 | 32 | 220 | 1,829 | 0.1 | 0.2 | 0.2 | \$413,612 | 0.7 | 1.2 | 1.5 |
| Endocrine, nutritional, metab. & immunity disorders 240-279 | 278 | 1,665 | 12,696 | 1.2 | 1.5 | 1.6 | \$1,331,685 | 2.3 | 2.2 | 2.2 |
| Diseases of the Blood and Blood-Forming Organs 280-289 | 59 | 293 | 2,014 | 0.2 | 0.3 | 0.3 | \$309,427 | 0.5 | 0.7 | 0.6 |
| Mental disorders 290-319 | 776 | 3,264 | 28,629 | 3.2 | 2.9 | 3.7 | \$3,297,083 | 5.8 | 3.1 | 4.0 |
| Diseases of the nervous system and sense organs 320-389 | 1,302 | 6,195 | 40,662 | 5.4 | 5.5 | 5.3 | \$1,706,629 | 3.0 | 2.5 | 2.7 |
| Diseases of the circulatory system 390-459 | 717 | 4,337 | 26,852 | 3.0 | 3.8 | 3.5 | \$5,358,272 | 9.4 | 15.8 | 14.5 |
| Diseases of the respiratory system 460-519 | 2,403 | 12,025 | 83,334 | 10.0 | 10.6 | 10.8 | \$5,439,465 | 9.5 | 10.4 | 9.9 |
| Diseases of the digestive system 520-579 | 1,312 | 6,729 | 48,383 | 5.5 | 6.0 | 6.3 | \$7,381,778 | 12.9 | 12.4 | 11.0 |
| Diseases of the genitourinary system 580-629 | 1,218 | 6,542 | 42,704 | 5.1 | 5.8 | 5.5 | \$3,431,440 | 6.0 | 6.0 | 5.0 |
| Complications of pregn., childbirth, & puerperium 630-677 | 684 | 2,694 | 23,008 | 2.9 | 2.4 | 3.0 | \$1,330,650 | 2.3 | 1.5 | 2.2 |
| Diseases of the skin and subcutaneous tissue 680-709 | 809 | 4,267 | 25,631 | 3.4 | 3.8 | 3.3 | \$759,003 | 1.3 | 1.4 | 1.4 |
| Diseases of the musculoskeletal sys. & conn. tissue 710-739 | 1,177 | 5,475 | 37,369 | 4.9 | 4.8 | 4.9 | \$1,726,374 | 3.0 | 2.4 | 2.6 |
| Congenital Anomalies 740-759 | 4 | 23 | 366 | 0.0 | 0.0 | 0.0 | \$16,584 | 0.0 | 0.1 | 0.2 |
| Certain conditions orig. in the perinatal period 760-779 | 66 | 164 | 1,450 | 0.3 | 0.1 | 0.2 | \$141,346 | 0.2 | 0.1 | 0.2 |
| Symptoms, signs, and ill-defined conditions 780-799 | 5,407 | 22,774 | 157,027 | 22.6 | 20.2 | 20.4 | \$9,607,794 | 16.8 | 13.4 | 13.3 |
| Injury and poisoning ** 800-999 | 6,029 | 29,608 | 196,138 | 25.2 | 26.2 | 25.5 | \$12,440,120 | 21.7 | 19.3 | 22.1 |
| Supplementary classification V01-V82 | 1,258 | 3,872 | 20,232 | 5.3 | 3.4 | 2.6 | \$295,392 | 0.5 | 0.4 | 0.4 |
| All other diagnoses | 5 | 14 | 677 | 0.0 | 0.0 | 0.1 | \$3,799 | 0.0 | 0.0 | 0.0 |

* Based on Principal Diagnosis.

** See Table 8 for subcategories of injury and poisoning.

*** Excludes professional fees.

Table 7
ED Encounters by Major Disease Category
January 1, 2009 to December 31, 2009

Health District of Hospital: Weber/Morgan
Inpatient Peer group: Acute, urban, upper medium CMI (n=4)

County: Weber
Ownership: Not for profit

ED beds: 23
Affiliation: Intermountain Healthcare

| Major disease category and ICD-9 code range* | Number of Encounters | | | Percent of Encounters | | | Total Charges*** | | | |
|---|----------------------|-----------|------------|-----------------------|-----------|------------|------------------|---------------|-----------|------------|
| | Hospital # | Peer # | State # | Hospital % | Peer % | State % | Hospital \$ | Hospital % | Peer % | State % |
| All Encounters | 60,635 | 155,355 | 770,211 | 100.0 | 100.0 | 100.0 | \$274,588,149 | 100.0 | 100.0 | 100.0 |
| Infectious and parasitic diseases 001-139 | 2,198 | 4,673 | 21,210 | 3.6 | 3.0 | 2.8 | \$25,890,355 | 9.4 | 6.4 | 6.3 |
| Neoplasms 140-239 | 180 | 444 | 1,829 | 0.3 | 0.3 | 0.2 | \$3,896,037 | 1.4 | 1.6 | 1.5 |
| Endocrine, nutritional, metab. & immunity disorders 240-279 | 859 | 2,137 | 12,696 | 1.4 | 1.4 | 1.6 | \$5,750,880 | 2.1 | 1.9 | 2.2 |
| Diseases of the Blood and Blood-Forming Organs 280-289 | 172 | 379 | 2,014 | 0.3 | 0.2 | 0.3 | \$1,802,747 | 0.7 | 0.5 | 0.6 |
| Mental disorders 290-319 | 3,823 | 7,631 | 28,629 | 6.3 | 4.9 | 3.7 | \$24,224,616 | 8.8 | 5.8 | 4.0 |
| Diseases of the nervous system and sense organs 320-389 | 3,332 | 7,752 | 40,662 | 5.5 | 5.0 | 5.3 | \$7,067,885 | 2.6 | 2.5 | 2.7 |
| Diseases of the circulatory system 390-459 | 2,298 | 6,293 | 26,852 | 3.8 | 4.1 | 3.5 | \$39,231,227 | 14.3 | 16.0 | 14.5 |
| Diseases of the respiratory system 460-519 | 6,642 | 14,923 | 83,334 | 11.0 | 9.6 | 10.8 | \$25,646,054 | 9.3 | 9.5 | 9.9 |
| Diseases of the digestive system 520-579 | 3,945 | 10,454 | 48,383 | 6.5 | 6.7 | 6.3 | \$25,549,920 | 9.3 | 11.6 | 11.0 |
| Diseases of the genitourinary system 580-629 | 3,234 | 8,741 | 42,704 | 5.3 | 5.6 | 5.5 | \$11,904,424 | 4.3 | 4.9 | 5.0 |
| Complications of pregn., childbirth, & puerperium 630-677 | 1,857 | 4,714 | 23,008 | 3.1 | 3.0 | 3.0 | \$4,470,901 | 1.6 | 1.6 | 2.2 |
| Diseases of the skin and subcutaneous tissue 680-709 | 1,924 | 5,094 | 25,631 | 3.2 | 3.3 | 3.3 | \$4,008,726 | 1.5 | 1.4 | 1.4 |
| Diseases of the musculoskeletal sys. & conn. tissue 710-739 | 3,257 | 8,265 | 37,369 | 5.4 | 5.3 | 4.9 | \$7,249,035 | 2.6 | 2.8 | 2.6 |
| Congenital Anomalies 740-759 | 19 | 59 | 366 | 0.0 | 0.0 | 0.0 | \$528,767 | 0.2 | 0.1 | 0.2 |
| Certain conditions orig. in the perinatal period 760-779 | 79 | 200 | 1,450 | 0.1 | 0.1 | 0.2 | \$118,925 | 0.0 | 0.0 | 0.2 |
| Symptoms, signs, and ill-defined conditions 780-799 | 11,525 | 32,354 | 157,027 | 19.0 | 20.8 | 20.4 | \$32,323,455 | 11.8 | 13.0 | 13.3 |
| Injury and poisoning ** 800-999 | 13,738 | 37,503 | 196,138 | 22.7 | 24.1 | 25.5 | \$53,877,127 | 19.6 | 19.8 | 22.1 |
| Supplementary classification V01-V82 | 1,503 | 3,667 | 20,232 | 2.5 | 2.4 | 2.6 | \$1,004,958 | 0.4 | 0.3 | 0.4 |
| All other diagnoses | 50 | 72 | 677 | 0.1 | 0.0 | 0.1 | \$42,109 | 0.0 | 0.0 | 0.0 |

* Based on Principal Diagnosis.

** See Table 8 for subcategories of injury and poisoning.

*** Excludes professional fees.

Table 7
ED Encounters by Major Disease Category
January 1, 2009 to December 31, 2009

Health District of Hospital: Southwest Utah
Inpatient Peer group: Acute, rural, low CMI (n=16)

County: Beaver
Ownership: Government

ED beds: 1
Affiliation: Freestanding

| Major disease category and ICD-9 code range* | Number of Encounters | | | Percent of Encounters | | | Total Charges*** | | | |
|---|----------------------|-----------|------------|-----------------------|-----------|------------|------------------|---------------|-----------|------------|
| | Hospital # | Peer # | State # | Hospital % | Peer % | State % | Hospital \$ | Hospital % | Peer % | State % |
| All Encounters | 225 | 76,365 | 770,211 | 100.0 | 100.0 | 100.0 | \$159,985 | 100.0 | 100.0 | 100.0 |
| Infectious and parasitic diseases 001-139 | 3 | 2,295 | 21,210 | 1.3 | 3.0 | 2.8 | \$3,850 | 2.4 | 2.0 | 6.3 |
| Endocrine, nutritional, metab. & immunity disorders 240-279 | 6 | 1,412 | 12,696 | 2.7 | 1.8 | 1.6 | \$6,989 | 4.4 | 3.2 | 2.2 |
| Mental disorders 290-319 | 3 | 1,916 | 28,629 | 1.3 | 2.5 | 3.7 | \$7,420 | 4.6 | 2.1 | 4.0 |
| Diseases of the nervous system and sense organs 320-389 | 20 | 5,302 | 40,662 | 8.9 | 6.9 | 5.3 | \$7,368 | 4.6 | 2.9 | 2.7 |
| Diseases of the circulatory system 390-459 | 4 | 2,353 | 26,852 | 1.8 | 3.1 | 3.5 | \$6,525 | 4.1 | 8.3 | 14.5 |
| Diseases of the respiratory system 460-519 | 44 | 9,632 | 83,334 | 19.6 | 12.6 | 10.8 | \$24,698 | 15.4 | 13.0 | 9.9 |
| Diseases of the digestive system 520-579 | 18 | 5,056 | 48,383 | 8.0 | 6.6 | 6.3 | \$14,972 | 9.4 | 12.0 | 11.0 |
| Diseases of the genitourinary system 580-629 | 8 | 3,956 | 42,704 | 3.6 | 5.2 | 5.5 | \$12,946 | 8.1 | 7.2 | 5.0 |
| Diseases of the skin and subcutaneous tissue 680-709 | 5 | 2,249 | 25,631 | 2.2 | 2.9 | 3.3 | \$1,210 | 0.8 | 1.8 | 1.4 |
| Diseases of the musculoskeletal sys. & conn. tissue 710-739 | 24 | 3,717 | 37,369 | 10.7 | 4.9 | 4.9 | \$7,959 | 5.0 | 3.2 | 2.6 |
| Symptoms, signs, and ill-defined conditions 780-799 | 41 | 10,789 | 157,027 | 18.2 | 14.1 | 20.4 | \$43,831 | 27.4 | 16.1 | 13.3 |
| Injury and poisoning ** 800-999 | 49 | 22,889 | 196,138 | 21.8 | 30.0 | 25.5 | \$22,218 | 13.9 | 23.2 | 22.1 |

* Based on Principal Diagnosis.

** See Table 8 for subcategories of injury and poisoning.

*** Excludes professional fees.

Table 7
ED Encounters by Major Disease Category
January 1, 2009 to December 31, 2009

Health District of Hospital: Utah County County: Utah ED beds: 11
Inpatient Peer group: Acute, urban, lower medium CMI (n=7) Ownership: Investor-owned Affiliation: Mountainstar Healthcare

| Major disease category and ICD-9 code range* | Number of Encounters | | | Percent of Encounters | | | Total Charges*** | | | |
|---|----------------------|---------|---------|-----------------------|--------|---------|------------------|------------|--------|---------|
| | Hospital # | Peer # | State # | Hospital % | Peer % | State % | Hospital \$ | Hospital % | Peer % | State % |
| All Encounters | 16,662 | 142,085 | 770,211 | 100.0 | 100.0 | 100.0 | \$52,603,814 | 100.0 | 100.0 | 100.0 |
| Infectious and parasitic diseases 001-139 | 189 | 2,971 | 21,210 | 1.1 | 2.1 | 2.8 | \$1,494,855 | 2.8 | 5.6 | 6.3 |
| Neoplasms 140-239 | 9 | 217 | 1,829 | 0.1 | 0.2 | 0.2 | \$112,620 | 0.2 | 1.0 | 1.5 |
| Endocrine, nutritional, metab. & immunity disorders 240-279 | 369 | 2,128 | 12,696 | 2.2 | 1.5 | 1.6 | \$1,475,377 | 2.8 | 2.2 | 2.2 |
| Diseases of the Blood and Blood-Forming Organs 280-289 | 32 | 291 | 2,014 | 0.2 | 0.2 | 0.3 | \$228,022 | 0.4 | 0.4 | 0.6 |
| Mental disorders 290-319 | 557 | 6,811 | 28,629 | 3.3 | 4.8 | 3.7 | \$2,086,286 | 4.0 | 6.0 | 4.0 |
| Diseases of the nervous system and sense organs 320-389 | 1,565 | 7,866 | 40,662 | 9.4 | 5.5 | 5.3 | \$1,918,381 | 3.6 | 2.5 | 2.7 |
| Diseases of the circulatory system 390-459 | 567 | 4,945 | 26,852 | 3.4 | 3.5 | 3.5 | \$8,314,934 | 15.8 | 14.6 | 14.5 |
| Diseases of the respiratory system 460-519 | 1,483 | 15,148 | 83,334 | 8.9 | 10.7 | 10.8 | \$6,384,844 | 12.1 | 11.2 | 9.9 |
| Diseases of the digestive system 520-579 | 725 | 8,284 | 48,383 | 4.4 | 5.8 | 6.3 | \$5,424,913 | 10.3 | 11.4 | 11.0 |
| Diseases of the genitourinary system 580-629 | 699 | 7,859 | 42,704 | 4.2 | 5.5 | 5.5 | \$2,659,155 | 5.1 | 5.5 | 5.0 |
| Complications of pregn., childbirth, & puerperium 630-677 | 300 | 4,186 | 23,008 | 1.8 | 2.9 | 3.0 | \$648,274 | 1.2 | 2.0 | 2.2 |
| Diseases of the skin and subcutaneous tissue 680-709 | 484 | 4,848 | 25,631 | 2.9 | 3.4 | 3.3 | \$772,496 | 1.5 | 1.4 | 1.4 |
| Diseases of the musculoskeletal sys. & conn. tissue 710-739 | 713 | 5,993 | 37,369 | 4.3 | 4.2 | 4.9 | \$1,446,689 | 2.8 | 2.3 | 2.6 |
| Congenital Anomalies 740-759 | 2 | 29 | 366 | 0.0 | 0.0 | 0.0 | \$1,112 | 0.0 | 0.0 | 0.2 |
| Certain conditions orig. in the perinatal period 760-779 | 9 | 136 | 1,450 | 0.1 | 0.1 | 0.2 | \$53,570 | 0.1 | 0.0 | 0.2 |
| Symptoms, signs, and ill-defined conditions 780-799 | 3,479 | 30,229 | 157,027 | 20.9 | 21.3 | 20.4 | \$8,943,760 | 17.0 | 16.0 | 13.3 |
| Injury and poisoning ** 800-999 | 4,941 | 37,224 | 196,138 | 29.7 | 26.2 | 25.5 | \$10,331,044 | 19.6 | 17.4 | 22.1 |
| Supplementary classification V01-V82 | 539 | 2,873 | 20,232 | 3.2 | 2.0 | 2.6 | \$307,482 | 0.6 | 0.4 | 0.4 |

* Based on Principal Diagnosis.

** See Table 8 for subcategories of injury and poisoning.

*** Excludes professional fees.

Table 7
ED Encounters by Major Disease Category
January 1, 2009 to December 31, 2009

Health District of Hospital: Tooele County
Inpatient Peer group: Acute, rural, low CMI (n=16)

County: Tooele
Ownership: Investor-owned

ED beds: 8
Affiliation: Community Health Sys.

| Major disease category and ICD-9 code range* | Number of Encounters | | | Percent of Encounters | | | Total Charges*** | | | |
|---|----------------------|--------|---------|-----------------------|--------|---------|------------------|------------|--------|---------|
| | Hospital # | Peer # | State # | Hospital % | Peer % | State % | Hospital \$ | Hospital % | Peer % | State % |
| All Encounters | 12,304 | 76,365 | 770,211 | 100.0 | 100.0 | 100.0 | \$40,057,250 | 100.0 | 100.0 | 100.0 |
| Infectious and parasitic diseases 001-139 | 302 | 2,295 | 21,210 | 2.5 | 3.0 | 2.8 | \$778,660 | 1.9 | 2.0 | 6.3 |
| Neoplasms 140-239 | 10 | 128 | 1,829 | 0.1 | 0.2 | 0.2 | \$70,863 | 0.2 | 0.4 | 1.5 |
| Endocrine, nutritional, metab. & immunity disorders 240-279 | 221 | 1,412 | 12,696 | 1.8 | 1.8 | 1.6 | \$1,097,207 | 2.7 | 3.2 | 2.2 |
| Diseases of the Blood and Blood-Forming Organs 280-289 | 21 | 170 | 2,014 | 0.2 | 0.2 | 0.3 | \$235,820 | 0.6 | 0.6 | 0.6 |
| Mental disorders 290-319 | 442 | 1,916 | 28,629 | 3.6 | 2.5 | 3.7 | \$946,080 | 2.4 | 2.1 | 4.0 |
| Diseases of the nervous system and sense organs 320-389 | 724 | 5,302 | 40,662 | 5.9 | 6.9 | 5.3 | \$911,408 | 2.3 | 2.9 | 2.7 |
| Diseases of the circulatory system 390-459 | 387 | 2,353 | 26,852 | 3.1 | 3.1 | 3.5 | \$3,388,227 | 8.5 | 8.3 | 14.5 |
| Diseases of the respiratory system 460-519 | 1,446 | 9,632 | 83,334 | 11.8 | 12.6 | 10.8 | \$5,181,798 | 12.9 | 13.0 | 9.9 |
| Diseases of the digestive system 520-579 | 724 | 5,056 | 48,383 | 5.9 | 6.6 | 6.3 | \$5,325,569 | 13.3 | 12.0 | 11.0 |
| Diseases of the genitourinary system 580-629 | 746 | 3,956 | 42,704 | 6.1 | 5.2 | 5.5 | \$3,516,148 | 8.8 | 7.2 | 5.0 |
| Complications of pregn., childbirth, & puerperium 630-677 | 495 | 2,231 | 23,008 | 4.0 | 2.9 | 3.0 | \$1,303,849 | 3.3 | 2.9 | 2.2 |
| Diseases of the skin and subcutaneous tissue 680-709 | 304 | 2,249 | 25,631 | 2.5 | 2.9 | 3.3 | \$759,434 | 1.9 | 1.8 | 1.4 |
| Diseases of the musculoskeletal sys. & conn. tissue 710-739 | 514 | 3,717 | 37,369 | 4.2 | 4.9 | 4.9 | \$1,093,918 | 2.7 | 3.2 | 2.6 |
| Congenital Anomalies 740-759 | 3 | 29 | 366 | 0.0 | 0.0 | 0.0 | \$9,102 | 0.0 | 0.0 | 0.2 |
| Certain conditions orig. in the perinatal period 760-779 | 22 | 89 | 1,450 | 0.2 | 0.1 | 0.2 | \$24,318 | 0.1 | 0.1 | 0.2 |
| Symptoms, signs, and ill-defined conditions 780-799 | 2,292 | 10,789 | 157,027 | 18.6 | 14.1 | 20.4 | \$7,686,616 | 19.2 | 16.1 | 13.3 |
| Injury and poisoning ** 800-999 | 3,460 | 22,889 | 196,138 | 28.1 | 30.0 | 25.5 | \$7,591,653 | 19.0 | 23.2 | 22.1 |
| Supplementary classification V01-V82 | 184 | 1,763 | 20,232 | 1.5 | 2.3 | 2.6 | \$123,896 | 0.3 | 0.6 | 0.4 |
| All other diagnoses | 7 | 389 | 677 | 0.1 | 0.5 | 0.1 | \$12,682 | 0.0 | 0.6 | 0.0 |

* Based on Principal Diagnosis.

** See Table 8 for subcategories of injury and poisoning.

*** Excludes professional fees.

Table 7
ED Encounters by Major Disease Category
January 1, 2009 to December 31, 2009

Health District of Hospital: Weber/Morgan
Inpatient Peer group: Acute, urban, lower medium CMI (n=7)

County: Weber
Ownership: Investor-owned

ED beds: 17
Affiliation: Mountainstar Healthcare

| Major disease category and ICD-9 code range* | Number of Encounters | | | Percent of Encounters | | | Total Charges*** | | | |
|---|----------------------|---------|---------|-----------------------|--------|---------|------------------|------------|--------|---------|
| | Hospital # | Peer # | State # | Hospital % | Peer % | State % | Hospital \$ | Hospital % | Peer % | State % |
| All Encounters | 25,373 | 142,085 | 770,211 | 100.0 | 100.0 | 100.0 | \$125,077,651 | 100.0 | 100.0 | 100.0 |
| Infectious and parasitic diseases 001-139 | 665 | 2,971 | 21,210 | 2.6 | 2.1 | 2.8 | \$6,316,019 | 5.0 | 5.6 | 6.3 |
| Neoplasms 140-239 | 52 | 217 | 1,829 | 0.2 | 0.2 | 0.2 | \$1,373,032 | 1.1 | 1.0 | 1.5 |
| Endocrine, nutritional, metab. & immunity disorders 240-279 | 379 | 2,128 | 12,696 | 1.5 | 1.5 | 1.6 | \$2,303,684 | 1.8 | 2.2 | 2.2 |
| Diseases of the Blood and Blood-Forming Organs 280-289 | 55 | 291 | 2,014 | 0.2 | 0.2 | 0.3 | \$450,556 | 0.4 | 0.4 | 0.6 |
| Mental disorders 290-319 | 876 | 6,811 | 28,629 | 3.5 | 4.8 | 3.7 | \$3,800,576 | 3.0 | 6.0 | 4.0 |
| Diseases of the nervous system and sense organs 320-389 | 1,578 | 7,866 | 40,662 | 6.2 | 5.5 | 5.3 | \$3,794,161 | 3.0 | 2.5 | 2.7 |
| Diseases of the circulatory system 390-459 | 981 | 4,945 | 26,852 | 3.9 | 3.5 | 3.5 | \$22,103,282 | 17.7 | 14.6 | 14.5 |
| Diseases of the respiratory system 460-519 | 2,932 | 15,148 | 83,334 | 11.6 | 10.7 | 10.8 | \$12,894,434 | 10.3 | 11.2 | 9.9 |
| Diseases of the digestive system 520-579 | 1,581 | 8,284 | 48,383 | 6.2 | 5.8 | 6.3 | \$14,369,575 | 11.5 | 11.4 | 11.0 |
| Diseases of the genitourinary system 580-629 | 1,323 | 7,859 | 42,704 | 5.2 | 5.5 | 5.5 | \$6,783,218 | 5.4 | 5.5 | 5.0 |
| Complications of pregn., childbirth, & puerperium 630-677 | 869 | 4,186 | 23,008 | 3.4 | 2.9 | 3.0 | \$2,485,044 | 2.0 | 2.0 | 2.2 |
| Diseases of the skin and subcutaneous tissue 680-709 | 739 | 4,848 | 25,631 | 2.9 | 3.4 | 3.3 | \$1,443,624 | 1.2 | 1.4 | 1.4 |
| Diseases of the musculoskeletal sys. & conn. tissue 710-739 | 851 | 5,993 | 37,369 | 3.4 | 4.2 | 4.9 | \$2,540,276 | 2.0 | 2.3 | 2.6 |
| Congenital Anomalies 740-759 | 5 | 29 | 366 | 0.0 | 0.0 | 0.0 | \$26,987 | 0.0 | 0.0 | 0.2 |
| Certain conditions orig. in the perinatal period 760-779 | 37 | 136 | 1,450 | 0.1 | 0.1 | 0.2 | \$72,524 | 0.1 | 0.0 | 0.2 |
| Symptoms, signs, and ill-defined conditions 780-799 | 5,147 | 30,229 | 157,027 | 20.3 | 21.3 | 20.4 | \$18,047,428 | 14.4 | 16.0 | 13.3 |
| Injury and poisoning ** 800-999 | 6,649 | 37,224 | 196,138 | 26.2 | 26.2 | 25.5 | \$25,997,453 | 20.8 | 17.4 | 22.1 |
| Supplementary classification V01-V82 | 653 | 2,873 | 20,232 | 2.6 | 2.0 | 2.6 | \$275,609 | 0.2 | 0.4 | 0.4 |
| All other diagnoses | 1 | 47 | 677 | 0.0 | 0.0 | 0.1 | \$169 | 0.0 | 0.0 | 0.0 |

* Based on Principal Diagnosis.

** See Table 8 for subcategories of injury and poisoning.

*** Excludes professional fees.

Table 7
ED Encounters by Major Disease Category
January 1, 2009 to December 31, 2009

Health District of Hospital: Utah County
Inpatient Peer group: Acute, urban, low CMI (n=6)

County: Utah
Ownership: Not for profit

ED beds: 9
Affiliation: Intermountain Healthcare

| Major disease category and ICD-9 code range* | Number of Encounters | | | Percent of Encounters | | | Total Charges*** | | | |
|---|----------------------|---------|---------|-----------------------|--------|---------|------------------|------------|--------|---------|
| | Hospital # | Peer # | State # | Hospital % | Peer % | State % | Hospital \$ | Hospital % | Peer % | State % |
| All Encounters | 9,228 | 119,283 | 770,211 | 100.0 | 100.0 | 100.0 | \$8,650,687 | 100.0 | 100.0 | 100.0 |
| Infectious and parasitic diseases 001-139 | 431 | 2,897 | 21,210 | 4.7 | 2.4 | 2.8 | \$285,393 | 3.3 | 5.8 | 6.3 |
| Neoplasms 140-239 | 2 | 148 | 1,829 | 0.0 | 0.1 | 0.2 | \$1,838 | 0.0 | 0.6 | 1.5 |
| Endocrine, nutritional, metab. & immunity disorders 240-279 | 61 | 1,759 | 12,696 | 0.7 | 1.5 | 1.6 | \$71,459 | 0.8 | 2.4 | 2.2 |
| Diseases of the Blood and Blood-Forming Organs 280-289 | 16 | 246 | 2,014 | 0.2 | 0.2 | 0.3 | \$30,083 | 0.3 | 0.6 | 0.6 |
| Mental disorders 290-319 | 141 | 2,830 | 28,629 | 1.5 | 2.4 | 3.7 | \$119,357 | 1.4 | 1.6 | 4.0 |
| Diseases of the nervous system and sense organs 320-389 | 493 | 6,423 | 40,662 | 5.3 | 5.4 | 5.3 | \$282,566 | 3.3 | 2.8 | 2.7 |
| Diseases of the circulatory system 390-459 | 94 | 3,291 | 26,852 | 1.0 | 2.8 | 3.5 | \$149,756 | 1.7 | 11.5 | 14.5 |
| Diseases of the respiratory system 460-519 | 927 | 12,072 | 83,334 | 10.0 | 10.1 | 10.8 | \$635,641 | 7.3 | 10.0 | 9.9 |
| Diseases of the digestive system 520-579 | 588 | 7,366 | 48,383 | 6.4 | 6.2 | 6.3 | \$662,754 | 7.7 | 13.9 | 11.0 |
| Diseases of the genitourinary system 580-629 | 528 | 7,650 | 42,704 | 5.7 | 6.4 | 5.5 | \$783,071 | 9.1 | 7.6 | 5.0 |
| Complications of pregn., childbirth, & puerperium 630-677 | 510 | 4,210 | 23,008 | 5.5 | 3.5 | 3.0 | \$567,213 | 6.6 | 3.0 | 2.2 |
| Diseases of the skin and subcutaneous tissue 680-709 | 428 | 4,167 | 25,631 | 4.6 | 3.5 | 3.3 | \$255,536 | 3.0 | 1.7 | 1.4 |
| Diseases of the musculoskeletal sys. & conn. tissue 710-739 | 620 | 5,351 | 37,369 | 6.7 | 4.5 | 4.9 | \$411,229 | 4.8 | 2.5 | 2.6 |
| Congenital Anomalies 740-759 | 1 | 22 | 366 | 0.0 | 0.0 | 0.0 | \$291 | 0.0 | 0.1 | 0.2 |
| Certain conditions orig. in the perinatal period 760-779 | 5 | 109 | 1,450 | 0.1 | 0.1 | 0.2 | \$1,842 | 0.0 | 0.1 | 0.2 |
| Symptoms, signs, and ill-defined conditions 780-799 | 1,583 | 24,389 | 157,027 | 17.2 | 20.4 | 20.4 | \$2,194,247 | 25.4 | 17.1 | 13.3 |
| Injury and poisoning ** 800-999 | 2,635 | 33,379 | 196,138 | 28.6 | 28.0 | 25.5 | \$2,148,406 | 24.8 | 18.2 | 22.1 |
| Supplementary classification V01-V82 | 155 | 2,942 | 20,232 | 1.7 | 2.5 | 2.6 | \$43,696 | 0.5 | 0.4 | 0.4 |
| All other diagnoses | 10 | 32 | 677 | 0.1 | 0.0 | 0.1 | \$6,309 | 0.1 | 0.0 | 0.0 |

* Based on Principal Diagnosis.

** See Table 8 for subcategories of injury and poisoning.

*** Excludes professional fees.

Table 7
ED Encounters by Major Disease Category
January 1, 2009 to December 31, 2009

Health District of Hospital: Summit County
Inpatient Peer group: Acute, rural, high CMI (n=7)

County: Summit
Ownership: Not for profit

ED beds: .
Affiliation: Intermountain Healthcare

| Major disease category and ICD-9 code range* | Number of Encounters | | | Percent of Encounters | | | Total Charges*** | | | |
|---|----------------------|---------|---------|-----------------------|--------|---------|------------------|------------|--------|---------|
| | Hospital # | Peer # | State # | Hospital % | Peer % | State % | Hospital \$ | Hospital % | Peer % | State % |
| All Encounters | 1,685 | 112,935 | 770,211 | 100.0 | 100.0 | 100.0 | \$4,794,268 | 100.0 | 100.0 | 100.0 |
| Infectious and parasitic diseases 001-139 | 40 | 2,774 | 21,210 | 2.4 | 2.5 | 2.8 | \$98,215 | 2.0 | 7.1 | 6.3 |
| Neoplasms 140-239 | 2 | 220 | 1,829 | 0.1 | 0.2 | 0.2 | \$8,325 | 0.2 | 1.2 | 1.5 |
| Endocrine, nutritional, metab. & immunity disorders 240-279 | 27 | 1,665 | 12,696 | 1.6 | 1.5 | 1.6 | \$70,655 | 1.5 | 2.2 | 2.2 |
| Diseases of the Blood and Blood-Forming Organs 280-289 | 4 | 293 | 2,014 | 0.2 | 0.3 | 0.3 | \$14,111 | 0.3 | 0.7 | 0.6 |
| Mental disorders 290-319 | 22 | 3,264 | 28,629 | 1.3 | 2.9 | 3.7 | \$66,507 | 1.4 | 3.1 | 4.0 |
| Diseases of the nervous system and sense organs 320-389 | 78 | 6,195 | 40,662 | 4.6 | 5.5 | 5.3 | \$139,590 | 2.9 | 2.5 | 2.7 |
| Diseases of the circulatory system 390-459 | 48 | 4,337 | 26,852 | 2.8 | 3.8 | 3.5 | \$273,499 | 5.7 | 15.8 | 14.5 |
| Diseases of the respiratory system 460-519 | 156 | 12,025 | 83,334 | 9.3 | 10.6 | 10.8 | \$306,656 | 6.4 | 10.4 | 9.9 |
| Diseases of the digestive system 520-579 | 84 | 6,729 | 48,383 | 5.0 | 6.0 | 6.3 | \$630,170 | 13.1 | 12.4 | 11.0 |
| Diseases of the genitourinary system 580-629 | 77 | 6,542 | 42,704 | 4.6 | 5.8 | 5.5 | \$289,612 | 6.0 | 6.0 | 5.0 |
| Complications of pregn., childbirth, & puerperium 630-677 | 31 | 2,694 | 23,008 | 1.8 | 2.4 | 3.0 | \$89,750 | 1.9 | 1.5 | 2.2 |
| Diseases of the skin and subcutaneous tissue 680-709 | 39 | 4,267 | 25,631 | 2.3 | 3.8 | 3.3 | \$48,691 | 1.0 | 1.4 | 1.4 |
| Diseases of the musculoskeletal sys. & conn. tissue 710-739 | 97 | 5,475 | 37,369 | 5.8 | 4.8 | 4.9 | \$185,585 | 3.9 | 2.4 | 2.6 |
| Certain conditions orig. in the perinatal period 760-779 | 1 | 164 | 1,450 | 0.1 | 0.1 | 0.2 | \$710 | 0.0 | 0.1 | 0.2 |
| Symptoms, signs, and ill-defined conditions 780-799 | 383 | 22,774 | 157,027 | 22.7 | 20.2 | 20.4 | \$1,143,360 | 23.8 | 13.4 | 13.3 |
| Injury and poisoning ** 800-999 | 544 | 29,608 | 196,138 | 32.3 | 26.2 | 25.5 | \$1,382,571 | 28.8 | 19.3 | 22.1 |
| Supplementary classification V01-V82 | 52 | 3,872 | 20,232 | 3.1 | 3.4 | 2.6 | \$46,261 | 1.0 | 0.4 | 0.4 |

* Based on Principal Diagnosis.

** See Table 8 for subcategories of injury and poisoning.

*** Excludes professional fees.

Table 7
ED Encounters by Major Disease Category
January 1, 2009 to December 31, 2009

Health District of Hospital: Salt Lake County
Inpatient Peer group: Acute, urban, lower medium CMI (n=7)

County: Salt Lake
Ownership: Investor-owned

ED beds: 18
Affiliation: IASIS Health Care

| Major disease category and ICD-9 code range* | Number of Encounters | | | Percent of Encounters | | | Total Charges*** | | | |
|---|----------------------|---------|---------|-----------------------|--------|---------|------------------|------------|--------|---------|
| | Hospital # | Peer # | State # | Hospital % | Peer % | State % | Hospital \$ | Hospital % | Peer % | State % |
| All Encounters | 28,501 | 142,085 | 770,211 | 100.0 | 100.0 | 100.0 | \$113,567,466 | 100.0 | 100.0 | 100.0 |
| Infectious and parasitic diseases 001-139 | 660 | 2,971 | 21,210 | 2.3 | 2.1 | 2.8 | \$5,969,056 | 5.3 | 5.6 | 6.3 |
| Neoplasms 140-239 | 28 | 217 | 1,829 | 0.1 | 0.2 | 0.2 | \$557,958 | 0.5 | 1.0 | 1.5 |
| Endocrine, nutritional, metab. & immunity disorders 240-279 | 298 | 2,128 | 12,696 | 1.0 | 1.5 | 1.6 | \$2,150,682 | 1.9 | 2.2 | 2.2 |
| Diseases of the Blood and Blood-Forming Organs 280-289 | 33 | 291 | 2,014 | 0.1 | 0.2 | 0.3 | \$227,521 | 0.2 | 0.4 | 0.6 |
| Mental disorders 290-319 | 1,160 | 6,811 | 28,629 | 4.1 | 4.8 | 3.7 | \$3,434,894 | 3.0 | 6.0 | 4.0 |
| Diseases of the nervous system and sense organs 320-389 | 1,589 | 7,866 | 40,662 | 5.6 | 5.5 | 5.3 | \$2,390,021 | 2.1 | 2.5 | 2.7 |
| Diseases of the circulatory system 390-459 | 823 | 4,945 | 26,852 | 2.9 | 3.5 | 3.5 | \$18,126,558 | 16.0 | 14.6 | 14.5 |
| Diseases of the respiratory system 460-519 | 4,122 | 15,148 | 83,334 | 14.5 | 10.7 | 10.8 | \$15,018,729 | 13.2 | 11.2 | 9.9 |
| Diseases of the digestive system 520-579 | 1,668 | 8,284 | 48,383 | 5.9 | 5.8 | 6.3 | \$14,356,825 | 12.6 | 11.4 | 11.0 |
| Diseases of the genitourinary system 580-629 | 2,018 | 7,859 | 42,704 | 7.1 | 5.5 | 5.5 | \$7,575,772 | 6.7 | 5.5 | 5.0 |
| Complications of pregn., childbirth, & puerperium 630-677 | 843 | 4,186 | 23,008 | 3.0 | 2.9 | 3.0 | \$2,893,848 | 2.5 | 2.0 | 2.2 |
| Diseases of the skin and subcutaneous tissue 680-709 | 1,076 | 4,848 | 25,631 | 3.8 | 3.4 | 3.3 | \$1,529,657 | 1.3 | 1.4 | 1.4 |
| Diseases of the musculoskeletal sys. & conn. tissue 710-739 | 911 | 5,993 | 37,369 | 3.2 | 4.2 | 4.9 | \$1,939,614 | 1.7 | 2.3 | 2.6 |
| Congenital Anomalies 740-759 | 2 | 29 | 366 | 0.0 | 0.0 | 0.0 | \$7,416 | 0.0 | 0.0 | 0.2 |
| Certain conditions orig. in the perinatal period 760-779 | 23 | 136 | 1,450 | 0.1 | 0.1 | 0.2 | \$29,355 | 0.0 | 0.0 | 0.2 |
| Symptoms, signs, and ill-defined conditions 780-799 | 5,698 | 30,229 | 157,027 | 20.0 | 21.3 | 20.4 | \$19,667,548 | 17.3 | 16.0 | 13.3 |
| Injury and poisoning ** 800-999 | 7,151 | 37,224 | 196,138 | 25.1 | 26.2 | 25.5 | \$17,276,933 | 15.2 | 17.4 | 22.1 |
| Supplementary classification V01-V82 | 391 | 2,873 | 20,232 | 1.4 | 2.0 | 2.6 | \$410,078 | 0.4 | 0.4 | 0.4 |
| All other diagnoses | 7 | 47 | 677 | 0.0 | 0.0 | 0.1 | \$4,999 | 0.0 | 0.0 | 0.0 |

* Based on Principal Diagnosis.

** See Table 8 for subcategories of injury and poisoning.

*** Excludes professional fees.

Table 7
ED Encounters by Major Disease Category
January 1, 2009 to December 31, 2009

Health District of Hospital: Salt Lake County
Inpatient Peer group: None (n=4)

County: Salt Lake
Ownership: Not for profit

ED beds: 13
Affiliation: Intermountain Healthcare

| Major disease category and ICD-9 code range* | Number of Encounters | | | Percent of Encounters | | | Total Charges*** | | | |
|---|----------------------|--------|---------|-----------------------|--------|---------|------------------|------------|--------|---------|
| | Hospital # | Peer # | State # | Hospital % | Peer % | State % | Hospital \$ | Hospital % | Peer % | State % |
| All Encounters | 42,234 | . | 770,211 | 100.0 | . | 100.0 | \$130,392,580 | 100.0 | . | 100.0 |
| Infectious and parasitic diseases 001-139 | 2,405 | . | 21,210 | 5.7 | . | 2.8 | \$4,783,330 | 3.7 | . | 6.3 |
| Neoplasms 140-239 | 162 | . | 1,829 | 0.4 | . | 0.2 | \$5,169,996 | 4.0 | . | 1.5 |
| Endocrine, nutritional, metab. & immunity disorders 240-279 | 1,628 | . | 12,696 | 3.9 | . | 1.6 | \$5,492,842 | 4.2 | . | 2.2 |
| Diseases of the Blood and Blood-Forming Organs 280-289 | 295 | . | 2,014 | 0.7 | . | 0.3 | \$2,199,384 | 1.7 | . | 0.6 |
| Mental disorders 290-319 | 565 | . | 28,629 | 1.3 | . | 3.7 | \$2,601,384 | 2.0 | . | 4.0 |
| Diseases of the nervous system and sense organs 320-389 | 2,299 | . | 40,662 | 5.4 | . | 5.3 | \$7,184,912 | 5.5 | . | 2.7 |
| Diseases of the circulatory system 390-459 | 171 | . | 26,852 | 0.4 | . | 3.5 | \$3,741,151 | 2.9 | . | 14.5 |
| Diseases of the respiratory system 460-519 | 9,955 | . | 83,334 | 23.6 | . | 10.8 | \$32,139,315 | 24.6 | . | 9.9 |
| Diseases of the digestive system 520-579 | 2,877 | . | 48,383 | 6.8 | . | 6.3 | \$12,200,669 | 9.4 | . | 11.0 |
| Diseases of the genitourinary system 580-629 | 1,071 | . | 42,704 | 2.5 | . | 5.5 | \$3,149,996 | 2.4 | . | 5.0 |
| Complications of pregn., childbirth, & puerperium 630-677 | 8 | . | 23,008 | 0.0 | . | 3.0 | \$3,189 | 0.0 | . | 2.2 |
| Diseases of the skin and subcutaneous tissue 680-709 | 906 | . | 25,631 | 2.1 | . | 3.3 | \$1,913,798 | 1.5 | . | 1.4 |
| Diseases of the musculoskeletal sys. & conn. tissue 710-739 | 757 | . | 37,369 | 1.8 | . | 4.9 | \$2,240,850 | 1.7 | . | 2.6 |
| Congenital Anomalies 740-759 | 144 | . | 366 | 0.3 | . | 0.0 | \$3,571,296 | 2.7 | . | 0.2 |
| Certain conditions orig. in the perinatal period 760-779 | 693 | . | 1,450 | 1.6 | . | 0.2 | \$3,498,742 | 2.7 | . | 0.2 |
| Symptoms, signs, and ill-defined conditions 780-799 | 7,545 | . | 157,027 | 17.9 | . | 20.4 | \$10,154,742 | 7.8 | . | 13.3 |
| Injury and poisoning ** 800-999 | 9,010 | . | 196,138 | 21.3 | . | 25.5 | \$29,612,629 | 22.7 | . | 22.1 |
| Supplementary classification V01-V82 | 1,726 | . | 20,232 | 4.1 | . | 2.6 | \$727,518 | 0.6 | . | 0.4 |
| All other diagnoses | 17 | . | 677 | 0.0 | . | 0.1 | \$6,835 | 0.0 | . | 0.0 |

* Based on Principal Diagnosis.

** See Table 8 for subcategories of injury and poisoning.

*** Excludes professional fees.

Table 7
ED Encounters by Major Disease Category
January 1, 2009 to December 31, 2009

Health District of Hospital: Salt Lake County
Inpatient Peer group: Acute, urban, low CMI (n=6)

County: Salt Lake
Ownership: Not for profit

ED beds: .
Affiliation: Intermountain Healthcare

| Major disease category and ICD-9 code range* | Number of Encounters | | | Percent of Encounters | | | Total Charges*** | | | |
|---|----------------------|---------|---------|-----------------------|--------|---------|------------------|------------|--------|---------|
| | Hospital # | Peer # | State # | Hospital % | Peer % | State % | Hospital \$ | Hospital % | Peer % | State % |
| All Encounters | 2,408 | 119,283 | 770,211 | 100.0 | 100.0 | 100.0 | \$5,111,138 | 100.0 | 100.0 | 100.0 |
| Infectious and parasitic diseases 001-139 | 37 | 2,897 | 21,210 | 1.5 | 2.4 | 2.8 | \$110,605 | 2.2 | 5.8 | 6.3 |
| Neoplasms 140-239 | 2 | 148 | 1,829 | 0.1 | 0.1 | 0.2 | \$31,233 | 0.6 | 0.6 | 1.5 |
| Endocrine, nutritional, metab. & immunity disorders 240-279 | 33 | 1,759 | 12,696 | 1.4 | 1.5 | 1.6 | \$114,550 | 2.2 | 2.4 | 2.2 |
| Diseases of the Blood and Blood-Forming Organs 280-289 | 1 | 246 | 2,014 | 0.0 | 0.2 | 0.3 | \$251 | 0.0 | 0.6 | 0.6 |
| Mental disorders 290-319 | 31 | 2,830 | 28,629 | 1.3 | 2.4 | 3.7 | \$66,387 | 1.3 | 1.6 | 4.0 |
| Diseases of the nervous system and sense organs 320-389 | 114 | 6,423 | 40,662 | 4.7 | 5.4 | 5.3 | \$131,271 | 2.6 | 2.8 | 2.7 |
| Diseases of the circulatory system 390-459 | 47 | 3,291 | 26,852 | 2.0 | 2.8 | 3.5 | \$223,270 | 4.4 | 11.5 | 14.5 |
| Diseases of the respiratory system 460-519 | 315 | 12,072 | 83,334 | 13.1 | 10.1 | 10.8 | \$440,213 | 8.6 | 10.0 | 9.9 |
| Diseases of the digestive system 520-579 | 105 | 7,366 | 48,383 | 4.4 | 6.2 | 6.3 | \$703,742 | 13.8 | 13.9 | 11.0 |
| Diseases of the genitourinary system 580-629 | 140 | 7,650 | 42,704 | 5.8 | 6.4 | 5.5 | \$390,955 | 7.6 | 7.6 | 5.0 |
| Complications of pregn., childbirth, & puerperium 630-677 | 85 | 4,210 | 23,008 | 3.5 | 3.5 | 3.0 | \$167,556 | 3.3 | 3.0 | 2.2 |
| Diseases of the skin and subcutaneous tissue 680-709 | 72 | 4,167 | 25,631 | 3.0 | 3.5 | 3.3 | \$117,264 | 2.3 | 1.7 | 1.4 |
| Diseases of the musculoskeletal sys. & conn. tissue 710-739 | 118 | 5,351 | 37,369 | 4.9 | 4.5 | 4.9 | \$176,477 | 3.5 | 2.5 | 2.6 |
| Congenital Anomalies 740-759 | 2 | 22 | 366 | 0.1 | 0.0 | 0.0 | \$7,189 | 0.1 | 0.1 | 0.2 |
| Certain conditions orig. in the perinatal period 760-779 | 5 | 109 | 1,450 | 0.2 | 0.1 | 0.2 | \$5,057 | 0.1 | 0.1 | 0.2 |
| Symptoms, signs, and ill-defined conditions 780-799 | 614 | 24,389 | 157,027 | 25.5 | 20.4 | 20.4 | \$1,400,572 | 27.4 | 17.1 | 13.3 |
| Injury and poisoning ** 800-999 | 619 | 33,379 | 196,138 | 25.7 | 28.0 | 25.5 | \$996,907 | 19.5 | 18.2 | 22.1 |
| Supplementary classification V01-V82 | 68 | 2,942 | 20,232 | 2.8 | 2.5 | 2.6 | \$27,641 | 0.5 | 0.4 | 0.4 |

* Based on Principal Diagnosis.

** See Table 8 for subcategories of injury and poisoning.

*** Excludes professional fees.

Table 7
ED Encounters by Major Disease Category
January 1, 2009 to December 31, 2009

Health District of Hospital: Southeastern Utah
Inpatient Peer group: Acute, rural, low CMI (n=16)

County: San Juan
Ownership: Government

ED beds: 6
Affiliation: Management

| Major disease category and ICD-9 code range* | Number of Encounters | | | Percent of Encounters | | | Total Charges*** | | | |
|---|----------------------|-----------|------------|-----------------------|-----------|------------|------------------|---------------|-----------|------------|
| | Hospital # | Peer # | State # | Hospital % | Peer % | State % | Hospital \$ | Hospital % | Peer % | State % |
| All Encounters | 1,457 | 76,365 | 770,211 | 100.0 | 100.0 | 100.0 | \$2,773,127 | 100.0 | 100.0 | 100.0 |
| Infectious and parasitic diseases 001-139 | 44 | 2,295 | 21,210 | 3.0 | 3.0 | 2.8 | \$79,397 | 2.9 | 2.0 | 6.3 |
| Neoplasms 140-239 | 8 | 128 | 1,829 | 0.5 | 0.2 | 0.2 | \$33,397 | 1.2 | 0.4 | 1.5 |
| Endocrine, nutritional, metab. & immunity disorders 240-279 | 33 | 1,412 | 12,696 | 2.3 | 1.8 | 1.6 | \$126,783 | 4.6 | 3.2 | 2.2 |
| Diseases of the Blood and Blood-Forming Organs 280-289 | 12 | 170 | 2,014 | 0.8 | 0.2 | 0.3 | \$49,674 | 1.8 | 0.6 | 0.6 |
| Mental disorders 290-319 | 16 | 1,916 | 28,629 | 1.1 | 2.5 | 3.7 | \$23,821 | 0.9 | 2.1 | 4.0 |
| Diseases of the nervous system and sense organs 320-389 | 96 | 5,302 | 40,662 | 6.6 | 6.9 | 5.3 | \$80,545 | 2.9 | 2.9 | 2.7 |
| Diseases of the circulatory system 390-459 | 58 | 2,353 | 26,852 | 4.0 | 3.1 | 3.5 | \$186,874 | 6.7 | 8.3 | 14.5 |
| Diseases of the respiratory system 460-519 | 155 | 9,632 | 83,334 | 10.6 | 12.6 | 10.8 | \$346,155 | 12.5 | 13.0 | 9.9 |
| Diseases of the digestive system 520-579 | 111 | 5,056 | 48,383 | 7.6 | 6.6 | 6.3 | \$361,613 | 13.0 | 12.0 | 11.0 |
| Diseases of the genitourinary system 580-629 | 56 | 3,956 | 42,704 | 3.8 | 5.2 | 5.5 | \$134,457 | 4.8 | 7.2 | 5.0 |
| Complications of pregn., childbirth, & puerperium 630-677 | 57 | 2,231 | 23,008 | 3.9 | 2.9 | 3.0 | \$88,565 | 3.2 | 2.9 | 2.2 |
| Diseases of the skin and subcutaneous tissue 680-709 | 41 | 2,249 | 25,631 | 2.8 | 2.9 | 3.3 | \$72,094 | 2.6 | 1.8 | 1.4 |
| Diseases of the musculoskeletal sys. & conn. tissue 710-739 | 60 | 3,717 | 37,369 | 4.1 | 4.9 | 4.9 | \$55,950 | 2.0 | 3.2 | 2.6 |
| Congenital Anomalies 740-759 | 1 | 29 | 366 | 0.1 | 0.0 | 0.0 | \$2,762 | 0.1 | 0.0 | 0.2 |
| Certain conditions orig. in the perinatal period 760-779 | 3 | 89 | 1,450 | 0.2 | 0.1 | 0.2 | \$1,052 | 0.0 | 0.1 | 0.2 |
| Symptoms, signs, and ill-defined conditions 780-799 | 236 | 10,789 | 157,027 | 16.2 | 14.1 | 20.4 | \$526,044 | 19.0 | 16.1 | 13.3 |
| Injury and poisoning ** 800-999 | 455 | 22,889 | 196,138 | 31.2 | 30.0 | 25.5 | \$587,697 | 21.2 | 23.2 | 22.1 |
| Supplementary classification V01-V82 | 15 | 1,763 | 20,232 | 1.0 | 2.3 | 2.6 | \$16,247 | 0.6 | 0.6 | 0.4 |

* Based on Principal Diagnosis.

** See Table 8 for subcategories of injury and poisoning.

*** Excludes professional fees.

Health District of Hospital: Central Utah
Inpatient Peer group: Acute, rural, low CMI (n=16)

County: Sanpete
Ownership: Not for profit

ED beds: 3
Affiliation: Intermountain Healthcare

| Major disease category and ICD-9 code range* | Number of Encounters | | | Percent of Encounters | | | Total Charges*** | | | |
|---|----------------------|--------|---------|-----------------------|--------|---------|------------------|------------|--------|---------|
| | Hospital # | Peer # | State # | Hospital % | Peer % | State % | Hospital \$ | Hospital % | Peer % | State % |
| All Encounters | 4,451 | 76,365 | 770,211 | 100.0 | 100.0 | 100.0 | \$5,424,932 | 100.0 | 100.0 | 100.0 |
| Infectious and parasitic diseases 001-139 | 115 | 2,295 | 21,210 | 2.6 | 3.0 | 2.8 | \$80,783 | 1.5 | 2.0 | 6.3 |
| Neoplasms 140-239 | 5 | 128 | 1,829 | 0.1 | 0.2 | 0.2 | \$14,008 | 0.3 | 0.4 | 1.5 |
| Endocrine, nutritional, metab. & immunity disorders 240-279 | 79 | 1,412 | 12,696 | 1.8 | 1.8 | 1.6 | \$182,552 | 3.4 | 3.2 | 2.2 |
| Diseases of the Blood and Blood-Forming Organs 280-289 | 5 | 170 | 2,014 | 0.1 | 0.2 | 0.3 | \$11,346 | 0.2 | 0.6 | 0.6 |
| Mental disorders 290-319 | 132 | 1,916 | 28,629 | 3.0 | 2.5 | 3.7 | \$179,257 | 3.3 | 2.1 | 4.0 |
| Diseases of the nervous system and sense organs 320-389 | 315 | 5,302 | 40,662 | 7.1 | 6.9 | 5.3 | \$163,848 | 3.0 | 2.9 | 2.7 |
| Diseases of the circulatory system 390-459 | 131 | 2,353 | 26,852 | 2.9 | 3.1 | 3.5 | \$409,097 | 7.5 | 8.3 | 14.5 |
| Diseases of the respiratory system 460-519 | 539 | 9,632 | 83,334 | 12.1 | 12.6 | 10.8 | \$749,877 | 13.8 | 13.0 | 9.9 |
| Diseases of the digestive system 520-579 | 312 | 5,056 | 48,383 | 7.0 | 6.6 | 6.3 | \$581,395 | 10.7 | 12.0 | 11.0 |
| Diseases of the genitourinary system 580-629 | 272 | 3,956 | 42,704 | 6.1 | 5.2 | 5.5 | \$388,436 | 7.2 | 7.2 | 5.0 |
| Complications of pregn., childbirth, & puerperium 630-677 | 86 | 2,231 | 23,008 | 1.9 | 2.9 | 3.0 | \$79,346 | 1.5 | 2.9 | 2.2 |
| Diseases of the skin and subcutaneous tissue 680-709 | 130 | 2,249 | 25,631 | 2.9 | 2.9 | 3.3 | \$58,295 | 1.1 | 1.8 | 1.4 |
| Diseases of the musculoskeletal sys. & conn. tissue 710-739 | 187 | 3,717 | 37,369 | 4.2 | 4.9 | 4.9 | \$157,232 | 2.9 | 3.2 | 2.6 |
| Congenital Anomalies 740-759 | 3 | 29 | 366 | 0.1 | 0.0 | 0.0 | \$6,099 | 0.1 | 0.0 | 0.2 |
| Certain conditions orig. in the perinatal period 760-779 | 6 | 89 | 1,450 | 0.1 | 0.1 | 0.2 | \$14,132 | 0.3 | 0.1 | 0.2 |
| Symptoms, signs, and ill-defined conditions 780-799 | 543 | 10,789 | 157,027 | 12.2 | 14.1 | 20.4 | \$822,953 | 15.2 | 16.1 | 13.3 |
| Injury and poisoning ** 800-999 | 1,452 | 22,889 | 196,138 | 32.6 | 30.0 | 25.5 | \$1,490,011 | 27.5 | 23.2 | 22.1 |
| Supplementary classification V01-V82 | 139 | 1,763 | 20,232 | 3.1 | 2.3 | 2.6 | \$36,265 | 0.7 | 0.6 | 0.4 |

* Based on Principal Diagnosis.

** See Table 8 for subcategories of injury and poisoning.

*** Excludes professional fees.

Table 7
ED Encounters by Major Disease Category
January 1, 2009 to December 31, 2009

Health District of Hospital: Central Utah
Inpatient Peer group: Acute, rural, low CMI (n=16)

County: Sevier
Ownership: Not for profit

ED beds: 3
Affiliation: Intermountain Healthcare

| Major disease category and ICD-9 code range* | Number of Encounters | | | Percent of Encounters | | | Total Charges*** | | | |
|---|----------------------|-----------|------------|-----------------------|-----------|------------|------------------|---------------|-----------|------------|
| | Hospital # | Peer # | State # | Hospital % | Peer % | State % | Hospital \$ | Hospital % | Peer % | State % |
| All Encounters | 7,357 | 76,365 | 770,211 | 100.0 | 100.0 | 100.0 | \$9,317,121 | 100.0 | 100.0 | 100.0 |
| Infectious and parasitic diseases 001-139 | 312 | 2,295 | 21,210 | 4.2 | 3.0 | 2.8 | \$240,588 | 2.6 | 2.0 | 6.3 |
| Neoplasms 140-239 | 12 | 128 | 1,829 | 0.2 | 0.2 | 0.2 | \$41,202 | 0.4 | 0.4 | 1.5 |
| Endocrine, nutritional, metab. & immunity disorders 240-279 | 110 | 1,412 | 12,696 | 1.5 | 1.8 | 1.6 | \$274,174 | 2.9 | 3.2 | 2.2 |
| Diseases of the Blood and Blood-Forming Organs 280-289 | 23 | 170 | 2,014 | 0.3 | 0.2 | 0.3 | \$89,747 | 1.0 | 0.6 | 0.6 |
| Mental disorders 290-319 | 216 | 1,916 | 28,629 | 2.9 | 2.5 | 3.7 | \$207,278 | 2.2 | 2.1 | 4.0 |
| Diseases of the nervous system and sense organs 320-389 | 502 | 5,302 | 40,662 | 6.8 | 6.9 | 5.3 | \$308,828 | 3.3 | 2.9 | 2.7 |
| Diseases of the circulatory system 390-459 | 294 | 2,353 | 26,852 | 4.0 | 3.1 | 3.5 | \$951,871 | 10.2 | 8.3 | 14.5 |
| Diseases of the respiratory system 460-519 | 945 | 9,632 | 83,334 | 12.8 | 12.6 | 10.8 | \$1,264,519 | 13.6 | 13.0 | 9.9 |
| Diseases of the digestive system 520-579 | 472 | 5,056 | 48,383 | 6.4 | 6.6 | 6.3 | \$1,337,665 | 14.4 | 12.0 | 11.0 |
| Diseases of the genitourinary system 580-629 | 385 | 3,956 | 42,704 | 5.2 | 5.2 | 5.5 | \$504,366 | 5.4 | 7.2 | 5.0 |
| Complications of pregn., childbirth, & puerperium 630-677 | 200 | 2,231 | 23,008 | 2.7 | 2.9 | 3.0 | \$181,223 | 1.9 | 2.9 | 2.2 |
| Diseases of the skin and subcutaneous tissue 680-709 | 208 | 2,249 | 25,631 | 2.8 | 2.9 | 3.3 | \$199,521 | 2.1 | 1.8 | 1.4 |
| Diseases of the musculoskeletal sys. & conn. tissue 710-739 | 406 | 3,717 | 37,369 | 5.5 | 4.9 | 4.9 | \$291,816 | 3.1 | 3.2 | 2.6 |
| Congenital Anomalies 740-759 | 3 | 29 | 366 | 0.0 | 0.0 | 0.0 | \$6,616 | 0.1 | 0.0 | 0.2 |
| Certain conditions orig. in the perinatal period 760-779 | 7 | 89 | 1,450 | 0.1 | 0.1 | 0.2 | \$9,377 | 0.1 | 0.1 | 0.2 |
| Symptoms, signs, and ill-defined conditions 780-799 | 956 | 10,789 | 157,027 | 13.0 | 14.1 | 20.4 | \$1,236,108 | 13.3 | 16.1 | 13.3 |
| Injury and poisoning ** 800-999 | 2,150 | 22,889 | 196,138 | 29.2 | 30.0 | 25.5 | \$2,125,734 | 22.8 | 23.2 | 22.1 |
| Supplementary classification V01-V82 | 156 | 1,763 | 20,232 | 2.1 | 2.3 | 2.6 | \$46,487 | 0.5 | 0.6 | 0.4 |

* Based on Principal Diagnosis.

** See Table 8 for subcategories of injury and poisoning.

*** Excludes professional fees.

Health District of Hospital: Salt Lake County
Inpatient Peer group: Acute, urban, upper medium CMI (n=4)

County: Salt Lake
Ownership: Investor-owned

ED beds: 15
Affiliation: IASIS Health Care

| Major disease category and ICD-9 code range* | Number of Encounters | | | Percent of Encounters | | | Total Charges*** | | | |
|---|----------------------|---------|---------|-----------------------|--------|---------|------------------|------------|--------|---------|
| | Hospital # | Peer # | State # | Hospital % | Peer % | State % | Hospital \$ | Hospital % | Peer % | State % |
| All Encounters | 9,910 | 155,355 | 770,211 | 100.0 | 100.0 | 100.0 | \$55,494,710 | 100.0 | 100.0 | 100.0 |
| Infectious and parasitic diseases 001-139 | 226 | 4,673 | 21,210 | 2.3 | 3.0 | 2.8 | \$1,969,506 | 3.5 | 6.4 | 6.3 |
| Neoplasms 140-239 | 27 | 444 | 1,829 | 0.3 | 0.3 | 0.2 | \$1,092,990 | 2.0 | 1.6 | 1.5 |
| Endocrine, nutritional, metab. & immunity disorders 240-279 | 198 | 2,137 | 12,696 | 2.0 | 1.4 | 1.6 | \$1,495,571 | 2.7 | 1.9 | 2.2 |
| Diseases of the Blood and Blood-Forming Organs 280-289 | 33 | 379 | 2,014 | 0.3 | 0.2 | 0.3 | \$620,414 | 1.1 | 0.5 | 0.6 |
| Mental disorders 290-319 | 452 | 7,631 | 28,629 | 4.6 | 4.9 | 3.7 | \$2,853,228 | 5.1 | 5.8 | 4.0 |
| Diseases of the nervous system and sense organs 320-389 | 491 | 7,752 | 40,662 | 5.0 | 5.0 | 5.3 | \$1,949,212 | 3.5 | 2.5 | 2.7 |
| Diseases of the circulatory system 390-459 | 389 | 6,293 | 26,852 | 3.9 | 4.1 | 3.5 | \$8,474,210 | 15.3 | 16.0 | 14.5 |
| Diseases of the respiratory system 460-519 | 907 | 14,923 | 83,334 | 9.2 | 9.6 | 10.8 | \$6,702,451 | 12.1 | 9.5 | 9.9 |
| Diseases of the digestive system 520-579 | 767 | 10,454 | 48,383 | 7.7 | 6.7 | 6.3 | \$7,875,980 | 14.2 | 11.6 | 11.0 |
| Diseases of the genitourinary system 580-629 | 638 | 8,741 | 42,704 | 6.4 | 5.6 | 5.5 | \$3,510,664 | 6.3 | 4.9 | 5.0 |
| Complications of pregn., childbirth, & puerperium 630-677 | 229 | 4,714 | 23,008 | 2.3 | 3.0 | 3.0 | \$866,763 | 1.6 | 1.6 | 2.2 |
| Diseases of the skin and subcutaneous tissue 680-709 | 447 | 5,094 | 25,631 | 4.5 | 3.3 | 3.3 | \$1,156,403 | 2.1 | 1.4 | 1.4 |
| Diseases of the musculoskeletal sys. & conn. tissue 710-739 | 523 | 8,265 | 37,369 | 5.3 | 5.3 | 4.9 | \$1,276,021 | 2.3 | 2.8 | 2.6 |
| Congenital Anomalies 740-759 | 7 | 59 | 366 | 0.1 | 0.0 | 0.0 | \$73,711 | 0.1 | 0.1 | 0.2 |
| Certain conditions orig. in the perinatal period 760-779 | 5 | 200 | 1,450 | 0.1 | 0.1 | 0.2 | \$7,072 | 0.0 | 0.0 | 0.2 |
| Symptoms, signs, and ill-defined conditions 780-799 | 1,665 | 32,354 | 157,027 | 16.8 | 20.8 | 20.4 | \$6,613,182 | 11.9 | 13.0 | 13.3 |
| Injury and poisoning ** 800-999 | 2,724 | 37,503 | 196,138 | 27.5 | 24.1 | 25.5 | \$8,697,952 | 15.7 | 19.8 | 22.1 |
| Supplementary classification V01-V82 | 174 | 3,667 | 20,232 | 1.8 | 2.4 | 2.6 | \$251,291 | 0.5 | 0.3 | 0.4 |
| All other diagnoses | 8 | 72 | 677 | 0.1 | 0.0 | 0.1 | \$8,090 | 0.0 | 0.0 | 0.0 |

* Based on Principal Diagnosis.

** See Table 8 for subcategories of injury and poisoning.

*** Excludes professional fees.

Table 7
ED Encounters by Major Disease Category
January 1, 2009 to December 31, 2009

Health District of Hospital: Salt Lake County
Inpatient Peer group: Acute, urban, upper medium CMI (n=4)

County: Salt Lake
Ownership: Investor-owned

ED beds: 21
Affiliation: Mountainstar Healthcare

| Major disease category and ICD-9 code range* | Number of Encounters | | | Percent of Encounters | | | Total Charges*** | | | |
|---|----------------------|-----------|------------|-----------------------|-----------|------------|------------------|---------------|-----------|------------|
| | Hospital # | Peer # | State # | Hospital % | Peer % | State % | Hospital \$ | Hospital % | Peer % | State % |
| All Encounters | 42,580 | 155,355 | 770,211 | 100.0 | 100.0 | 100.0 | \$234,856,744 | 100.0 | 100.0 | 100.0 |
| Infectious and parasitic diseases 001-139 | 920 | 4,673 | 21,210 | 2.2 | 3.0 | 2.8 | \$10,180,867 | 4.3 | 6.4 | 6.3 |
| Neoplasms 140-239 | 108 | 444 | 1,829 | 0.3 | 0.3 | 0.2 | \$2,722,734 | 1.2 | 1.6 | 1.5 |
| Endocrine, nutritional, metab. & immunity disorders 240-279 | 642 | 2,137 | 12,696 | 1.5 | 1.4 | 1.6 | \$4,859,091 | 2.1 | 1.9 | 2.2 |
| Diseases of the Blood and Blood-Forming Organs 280-289 | 82 | 379 | 2,014 | 0.2 | 0.2 | 0.3 | \$838,136 | 0.4 | 0.5 | 0.6 |
| Mental disorders 290-319 | 1,390 | 7,631 | 28,629 | 3.3 | 4.9 | 3.7 | \$4,166,649 | 1.8 | 5.8 | 4.0 |
| Diseases of the nervous system and sense organs 320-389 | 1,849 | 7,752 | 40,662 | 4.3 | 5.0 | 5.3 | \$5,582,141 | 2.4 | 2.5 | 2.7 |
| Diseases of the circulatory system 390-459 | 1,819 | 6,293 | 26,852 | 4.3 | 4.1 | 3.5 | \$38,971,478 | 16.6 | 16.0 | 14.5 |
| Diseases of the respiratory system 460-519 | 3,989 | 14,923 | 83,334 | 9.4 | 9.6 | 10.8 | \$25,973,240 | 11.1 | 9.5 | 9.9 |
| Diseases of the digestive system 520-579 | 3,087 | 10,454 | 48,383 | 7.2 | 6.7 | 6.3 | \$33,039,436 | 14.1 | 11.6 | 11.0 |
| Diseases of the genitourinary system 580-629 | 2,631 | 8,741 | 42,704 | 6.2 | 5.6 | 5.5 | \$14,374,312 | 6.1 | 4.9 | 5.0 |
| Complications of pregn., childbirth, & puerperium 630-677 | 1,345 | 4,714 | 23,008 | 3.2 | 3.0 | 3.0 | \$4,067,980 | 1.7 | 1.6 | 2.2 |
| Diseases of the skin and subcutaneous tissue 680-709 | 1,317 | 5,094 | 25,631 | 3.1 | 3.3 | 3.3 | \$3,530,809 | 1.5 | 1.4 | 1.4 |
| Diseases of the musculoskeletal sys. & conn. tissue 710-739 | 2,281 | 8,265 | 37,369 | 5.4 | 5.3 | 4.9 | \$6,895,425 | 2.9 | 2.8 | 2.6 |
| Congenital Anomalies 740-759 | 13 | 59 | 366 | 0.0 | 0.0 | 0.0 | \$167,913 | 0.1 | 0.1 | 0.2 |
| Certain conditions orig. in the perinatal period 760-779 | 15 | 200 | 1,450 | 0.0 | 0.1 | 0.2 | \$12,638 | 0.0 | 0.0 | 0.2 |
| Symptoms, signs, and ill-defined conditions 780-799 | 10,173 | 32,354 | 157,027 | 23.9 | 20.8 | 20.4 | \$41,656,717 | 17.7 | 13.0 | 13.3 |
| Injury and poisoning ** 800-999 | 10,319 | 37,503 | 196,138 | 24.2 | 24.1 | 25.5 | \$37,149,689 | 15.8 | 19.8 | 22.1 |
| Supplementary classification V01-V82 | 589 | 3,667 | 20,232 | 1.4 | 2.4 | 2.6 | \$660,554 | 0.3 | 0.3 | 0.4 |
| All other diagnoses | 11 | 72 | 677 | 0.0 | 0.0 | 0.1 | \$6,935 | 0.0 | 0.0 | 0.0 |

* Based on Principal Diagnosis.

** See Table 8 for subcategories of injury and poisoning.

*** Excludes professional fees.

Health District of Hospital: Utah County
Inpatient Peer group: Acute, urban, low CMI (n=6)

County: Utah
Ownership: Investor-owned

ED beds: 6
Affiliation: Mountainstar Healthcare

| Major disease category and ICD-9 code range* | Number of Encounters | | | Percent of Encounters | | | Total Charges*** | | | |
|---|----------------------|---------|---------|-----------------------|--------|---------|------------------|------------|--------|---------|
| | Hospital # | Peer # | State # | Hospital % | Peer % | State % | Hospital \$ | Hospital % | Peer % | State % |
| All Encounters | 17,394 | 119,283 | 770,211 | 100.0 | 100.0 | 100.0 | \$60,360,931 | 100.0 | 100.0 | 100.0 |
| Infectious and parasitic diseases 001-139 | 277 | 2,897 | 21,210 | 1.6 | 2.4 | 2.8 | \$2,939,899 | 4.9 | 5.8 | 6.3 |
| Neoplasms 140-239 | 24 | 148 | 1,829 | 0.1 | 0.1 | 0.2 | \$328,431 | 0.5 | 0.6 | 1.5 |
| Endocrine, nutritional, metab. & immunity disorders 240-279 | 188 | 1,759 | 12,696 | 1.1 | 1.5 | 1.6 | \$1,205,351 | 2.0 | 2.4 | 2.2 |
| Diseases of the Blood and Blood-Forming Organs 280-289 | 36 | 246 | 2,014 | 0.2 | 0.2 | 0.3 | \$686,942 | 1.1 | 0.6 | 0.6 |
| Mental disorders 290-319 | 275 | 2,830 | 28,629 | 1.6 | 2.4 | 3.7 | \$473,480 | 0.8 | 1.6 | 4.0 |
| Diseases of the nervous system and sense organs 320-389 | 1,125 | 6,423 | 40,662 | 6.5 | 5.4 | 5.3 | \$1,414,189 | 2.3 | 2.8 | 2.7 |
| Diseases of the circulatory system 390-459 | 542 | 3,291 | 26,852 | 3.1 | 2.8 | 3.5 | \$10,653,319 | 17.6 | 11.5 | 14.5 |
| Diseases of the respiratory system 460-519 | 1,468 | 12,072 | 83,334 | 8.4 | 10.1 | 10.8 | \$5,823,040 | 9.6 | 10.0 | 9.9 |
| Diseases of the digestive system 520-579 | 1,355 | 7,366 | 48,383 | 7.8 | 6.2 | 6.3 | \$9,290,076 | 15.4 | 13.9 | 11.0 |
| Diseases of the genitourinary system 580-629 | 1,195 | 7,650 | 42,704 | 6.9 | 6.4 | 5.5 | \$4,234,292 | 7.0 | 7.6 | 5.0 |
| Complications of pregn., childbirth, & puerperium 630-677 | 650 | 4,210 | 23,008 | 3.7 | 3.5 | 3.0 | \$2,254,292 | 3.7 | 3.0 | 2.2 |
| Diseases of the skin and subcutaneous tissue 680-709 | 576 | 4,167 | 25,631 | 3.3 | 3.5 | 3.3 | \$891,508 | 1.5 | 1.7 | 1.4 |
| Diseases of the musculoskeletal sys. & conn. tissue 710-739 | 851 | 5,351 | 37,369 | 4.9 | 4.5 | 4.9 | \$1,707,389 | 2.8 | 2.5 | 2.6 |
| Congenital Anomalies 740-759 | 2 | 22 | 366 | 0.0 | 0.0 | 0.0 | \$25,875 | 0.0 | 0.1 | 0.2 |
| Certain conditions orig. in the perinatal period 760-779 | 12 | 109 | 1,450 | 0.1 | 0.1 | 0.2 | \$28,781 | 0.0 | 0.1 | 0.2 |
| Symptoms, signs, and ill-defined conditions 780-799 | 3,488 | 24,389 | 157,027 | 20.1 | 20.4 | 20.4 | \$8,315,324 | 13.8 | 17.1 | 13.3 |
| Injury and poisoning ** 800-999 | 4,980 | 33,379 | 196,138 | 28.6 | 28.0 | 25.5 | \$9,960,797 | 16.5 | 18.2 | 22.1 |
| Supplementary classification V01-V82 | 349 | 2,942 | 20,232 | 2.0 | 2.5 | 2.6 | \$127,601 | 0.2 | 0.4 | 0.4 |
| All other diagnoses | 1 | 32 | 677 | 0.0 | 0.0 | 0.1 | \$345 | 0.0 | 0.0 | 0.0 |

* Based on Principal Diagnosis.

** See Table 8 for subcategories of injury and poisoning.

*** Excludes professional fees.

Table 7
ED Encounters by Major Disease Category
January 1, 2009 to December 31, 2009

Health District of Hospital: TriCounty
Inpatient Peer group: Acute, rural, low CMI (n=16)

County: Duchesne
Ownership: Government

ED beds: 7
Affiliation: Freestanding

| Major disease category and ICD-9 code range* | Number of Encounters | | | Percent of Encounters | | | Total Charges*** | | | |
|---|----------------------|--------|---------|-----------------------|--------|---------|------------------|------------|--------|---------|
| | Hospital # | Peer # | State # | Hospital % | Peer % | State % | Hospital \$ | Hospital % | Peer % | State % |
| All Encounters | 13,485 | 76,365 | 770,211 | 100.0 | 100.0 | 100.0 | \$12,747,778 | 100.0 | 100.0 | 100.0 |
| Infectious and parasitic diseases 001-139 | 349 | 2,295 | 21,210 | 2.6 | 3.0 | 2.8 | \$258,890 | 2.0 | 2.0 | 6.3 |
| Neoplasms 140-239 | 27 | 128 | 1,829 | 0.2 | 0.2 | 0.2 | \$99,964 | 0.8 | 0.4 | 1.5 |
| Endocrine, nutritional, metab. & immunity disorders 240-279 | 362 | 1,412 | 12,696 | 2.7 | 1.8 | 1.6 | \$533,864 | 4.2 | 3.2 | 2.2 |
| Diseases of the Blood and Blood-Forming Organs 280-289 | 35 | 170 | 2,014 | 0.3 | 0.2 | 0.3 | \$76,755 | 0.6 | 0.6 | 0.6 |
| Mental disorders 290-319 | 361 | 1,916 | 28,629 | 2.7 | 2.5 | 3.7 | \$236,784 | 1.9 | 2.1 | 4.0 |
| Diseases of the nervous system and sense organs 320-389 | 1,159 | 5,302 | 40,662 | 8.6 | 6.9 | 5.3 | \$509,449 | 4.0 | 2.9 | 2.7 |
| Diseases of the circulatory system 390-459 | 407 | 2,353 | 26,852 | 3.0 | 3.1 | 3.5 | \$989,596 | 7.8 | 8.3 | 14.5 |
| Diseases of the respiratory system 460-519 | 1,880 | 9,632 | 83,334 | 13.9 | 12.6 | 10.8 | \$1,636,479 | 12.8 | 13.0 | 9.9 |
| Diseases of the digestive system 520-579 | 1,081 | 5,056 | 48,383 | 8.0 | 6.6 | 6.3 | \$1,822,581 | 14.3 | 12.0 | 11.0 |
| Diseases of the genitourinary system 580-629 | 747 | 3,956 | 42,704 | 5.5 | 5.2 | 5.5 | \$981,171 | 7.7 | 7.2 | 5.0 |
| Complications of pregn., childbirth, & puerperium 630-677 | 265 | 2,231 | 23,008 | 2.0 | 2.9 | 3.0 | \$202,128 | 1.6 | 2.9 | 2.2 |
| Diseases of the skin and subcutaneous tissue 680-709 | 518 | 2,249 | 25,631 | 3.8 | 2.9 | 3.3 | \$222,281 | 1.7 | 1.8 | 1.4 |
| Diseases of the musculoskeletal sys. & conn. tissue 710-739 | 777 | 3,717 | 37,369 | 5.8 | 4.9 | 4.9 | \$618,317 | 4.9 | 3.2 | 2.6 |
| Congenital Anomalies 740-759 | 2 | 29 | 366 | 0.0 | 0.0 | 0.0 | \$4,080 | 0.0 | 0.0 | 0.2 |
| Certain conditions orig. in the perinatal period 760-779 | 7 | 89 | 1,450 | 0.1 | 0.1 | 0.2 | \$49,210 | 0.4 | 0.1 | 0.2 |
| Symptoms, signs, and ill-defined conditions 780-799 | 1,317 | 10,789 | 157,027 | 9.8 | 14.1 | 20.4 | \$1,267,580 | 9.9 | 16.1 | 13.3 |
| Injury and poisoning ** 800-999 | 3,502 | 22,889 | 196,138 | 26.0 | 30.0 | 25.5 | \$3,037,415 | 23.8 | 23.2 | 22.1 |
| Supplementary classification V01-V82 | 681 | 1,763 | 20,232 | 5.1 | 2.3 | 2.6 | \$198,827 | 1.6 | 0.6 | 0.4 |
| All other diagnoses | 8 | 389 | 677 | 0.1 | 0.5 | 0.1 | \$2,407 | 0.0 | 0.6 | 0.0 |

* Based on Principal Diagnosis.

** See Table 8 for subcategories of injury and poisoning.

*** Excludes professional fees.

Health District of Hospital: Salt Lake County
Inpatient Peer group: Acute, urban, high CMI (n=2)

County: Salt Lake
Ownership: Government

ED beds: 28
Affiliation: University Healthcare

| Major disease category and ICD-9 code range* | Number of Encounters | | | Percent of Encounters | | | Total Charges*** | | | |
|---|----------------------|---------|---------|-----------------------|--------|---------|------------------|------------|--------|---------|
| | Hospital # | Peer # | State # | Hospital % | Peer % | State % | Hospital \$ | Hospital % | Peer % | State % |
| All Encounters | 38,406 | 120,556 | 770,211 | 100.0 | 100.0 | 100.0 | \$290,073,930 | 100.0 | 100.0 | 100.0 |
| Infectious and parasitic diseases 001-139 | 1,018 | 3,133 | 21,210 | 2.7 | 2.6 | 2.8 | \$19,217,317 | 6.6 | 7.7 | 6.3 |
| Neoplasms 140-239 | 147 | 400 | 1,829 | 0.4 | 0.3 | 0.2 | \$4,461,072 | 1.5 | 1.6 | 1.5 |
| Endocrine, nutritional, metab. & immunity disorders 240-279 | 564 | 1,931 | 12,696 | 1.5 | 1.6 | 1.6 | \$3,987,229 | 1.4 | 1.8 | 2.2 |
| Diseases of the Blood and Blood-Forming Organs 280-289 | 112 | 306 | 2,014 | 0.3 | 0.3 | 0.3 | \$1,033,679 | 0.4 | 0.4 | 0.6 |
| Mental disorders 290-319 | 3,138 | 5,592 | 28,629 | 8.2 | 4.6 | 3.7 | \$14,924,807 | 5.1 | 2.8 | 4.0 |
| Diseases of the nervous system and sense organs 320-389 | 1,536 | 4,750 | 40,662 | 4.0 | 3.9 | 5.3 | \$8,402,379 | 2.9 | 2.5 | 2.7 |
| Diseases of the circulatory system 390-459 | 1,698 | 5,395 | 26,852 | 4.4 | 4.5 | 3.5 | \$42,874,720 | 14.8 | 16.9 | 14.5 |
| Diseases of the respiratory system 460-519 | 2,230 | 9,469 | 83,334 | 5.8 | 7.9 | 10.8 | \$13,907,175 | 4.8 | 6.0 | 9.9 |
| Diseases of the digestive system 520-579 | 2,444 | 7,511 | 48,383 | 6.4 | 6.2 | 6.3 | \$22,165,047 | 7.6 | 8.5 | 11.0 |
| Diseases of the genitourinary system 580-629 | 1,930 | 6,779 | 42,704 | 5.0 | 5.6 | 5.5 | \$6,592,383 | 2.3 | 3.3 | 5.0 |
| Complications of pregn., childbirth, & puerperium 630-677 | 2,344 | 4,957 | 23,008 | 6.1 | 4.1 | 3.0 | \$16,478,287 | 5.7 | 3.1 | 2.2 |
| Diseases of the skin and subcutaneous tissue 680-709 | 1,102 | 4,070 | 25,631 | 2.9 | 3.4 | 3.3 | \$3,224,490 | 1.1 | 1.2 | 1.4 |
| Diseases of the musculoskeletal sys. & conn. tissue 710-739 | 2,433 | 7,747 | 37,369 | 6.3 | 6.4 | 4.9 | \$6,669,384 | 2.3 | 2.7 | 2.6 |
| Congenital Anomalies 740-759 | 30 | 59 | 366 | 0.1 | 0.0 | 0.0 | \$637,130 | 0.2 | 0.1 | 0.2 |
| Certain conditions orig. in the perinatal period 760-779 | 8 | 58 | 1,450 | 0.0 | 0.0 | 0.2 | \$17,966 | 0.0 | 0.0 | 0.2 |
| Symptoms, signs, and ill-defined conditions 780-799 | 8,255 | 28,641 | 157,027 | 21.5 | 23.8 | 20.4 | \$20,451,233 | 7.1 | 10.6 | 13.3 |
| Injury and poisoning ** 800-999 | 8,558 | 26,284 | 196,138 | 22.3 | 21.8 | 25.5 | \$104,635,107 | 36.1 | 30.5 | 22.1 |
| Supplementary classification V01-V82 | 777 | 3,368 | 20,232 | 2.0 | 2.8 | 2.6 | \$380,036 | 0.1 | 0.3 | 0.4 |
| All other diagnoses | 82 | 106 | 677 | 0.2 | 0.1 | 0.1 | \$14,490 | 0.0 | 0.0 | 0.0 |

* Based on Principal Diagnosis.

** See Table 8 for subcategories of injury and poisoning.

*** Excludes professional fees.

Health District of Hospital: Salt Lake County
Inpatient Peer group: None (n=4)

County: Salt Lake
Ownership: Government

ED beds: 0
Affiliation: University Healthcare

| Major disease category and ICD-9 code range* | Number of Encounters | | | Percent of Encounters | | | Total Charges*** | | | |
|---|----------------------|-----------|------------|-----------------------|-----------|------------|------------------|---------------|-----------|------------|
| | Hospital # | Peer # | State # | Hospital % | Peer % | State % | Hospital \$ | Hospital % | Peer % | State % |
| All Encounters | 437 | . | 770,211 | 100.0 | . | 100.0 | \$10,937,455 | 100.0 | . | 100.0 |
| Infectious and parasitic diseases 001-139 | 39 | . | 21,210 | 8.9 | . | 2.8 | \$1,078,205 | 9.9 | . | 6.3 |
| Neoplasms 140-239 | 108 | . | 1,829 | 24.7 | . | 0.2 | \$3,702,984 | 33.9 | . | 1.5 |
| Endocrine, nutritional, metab. & immunity disorders 240-279 | 25 | . | 12,696 | 5.7 | . | 1.6 | \$422,088 | 3.9 | . | 2.2 |
| Diseases of the Blood and Blood-Forming Organs 280-289 | 31 | . | 2,014 | 7.1 | . | 0.3 | \$481,026 | 4.4 | . | 0.6 |
| Mental disorders 290-319 | 5 | . | 28,629 | 1.1 | . | 3.7 | \$60,135 | 0.5 | . | 4.0 |
| Diseases of the nervous system and sense organs 320-389 | 8 | . | 40,662 | 1.8 | . | 5.3 | \$101,894 | 0.9 | . | 2.7 |
| Diseases of the circulatory system 390-459 | 35 | . | 26,852 | 8.0 | . | 3.5 | \$583,134 | 5.3 | . | 14.5 |
| Diseases of the respiratory system 460-519 | 38 | . | 83,334 | 8.7 | . | 10.8 | \$693,953 | 6.3 | . | 9.9 |
| Diseases of the digestive system 520-579 | 35 | . | 48,383 | 8.0 | . | 6.3 | \$644,151 | 5.9 | . | 11.0 |
| Diseases of the genitourinary system 580-629 | 15 | . | 42,704 | 3.4 | . | 5.5 | \$234,983 | 2.1 | . | 5.0 |
| Complications of pregn., childbirth, & puerperium 630-677 | 2 | . | 23,008 | 0.5 | . | 3.0 | \$20,923 | 0.2 | . | 2.2 |
| Diseases of the skin and subcutaneous tissue 680-709 | 2 | . | 25,631 | 0.5 | . | 3.3 | \$24,166 | 0.2 | . | 1.4 |
| Diseases of the musculoskeletal sys. & conn. tissue 710-739 | 15 | . | 37,369 | 3.4 | . | 4.9 | \$563,572 | 5.2 | . | 2.6 |
| Symptoms, signs, and ill-defined conditions 780-799 | 24 | . | 157,027 | 5.5 | . | 20.4 | \$383,719 | 3.5 | . | 13.3 |
| Injury and poisoning ** 800-999 | 55 | . | 196,138 | 12.6 | . | 25.5 | \$1,942,522 | 17.8 | . | 22.1 |

* Based on Principal Diagnosis.

** See Table 8 for subcategories of injury and poisoning.

*** Excludes professional fees.

Health District of Hospital: Utah County
Inpatient Peer group: Acute, urban, upper medium CMI (n=4)

County: Utah
Ownership: Not for profit

ED beds: 20
Affiliation: Intermountain Healthcare

| Major disease category and ICD-9 code range* | Number of Encounters | | | Percent of Encounters | | | Total Charges*** | | | |
|---|----------------------|-----------|------------|-----------------------|-----------|------------|------------------|---------------|-----------|------------|
| | Hospital # | Peer # | State # | Hospital % | Peer % | State % | Hospital \$ | Hospital % | Peer % | State % |
| All Encounters | 42,230 | 155,355 | 770,211 | 100.0 | 100.0 | 100.0 | \$201,226,683 | 100.0 | 100.0 | 100.0 |
| Infectious and parasitic diseases 001-139 | 1,329 | 4,673 | 21,210 | 3.1 | 3.0 | 2.8 | \$11,257,873 | 5.6 | 6.4 | 6.3 |
| Neoplasms 140-239 | 129 | 444 | 1,829 | 0.3 | 0.3 | 0.2 | \$4,204,504 | 2.1 | 1.6 | 1.5 |
| Endocrine, nutritional, metab. & immunity disorders 240-279 | 438 | 2,137 | 12,696 | 1.0 | 1.4 | 1.6 | \$2,679,494 | 1.3 | 1.9 | 2.2 |
| Diseases of the Blood and Blood-Forming Organs 280-289 | 92 | 379 | 2,014 | 0.2 | 0.2 | 0.3 | \$787,099 | 0.4 | 0.5 | 0.6 |
| Mental disorders 290-319 | 1,966 | 7,631 | 28,629 | 4.7 | 4.9 | 3.7 | \$13,548,746 | 6.7 | 5.8 | 4.0 |
| Diseases of the nervous system and sense organs 320-389 | 2,080 | 7,752 | 40,662 | 4.9 | 5.0 | 5.3 | \$4,666,967 | 2.3 | 2.5 | 2.7 |
| Diseases of the circulatory system 390-459 | 1,787 | 6,293 | 26,852 | 4.2 | 4.1 | 3.5 | \$35,809,553 | 17.8 | 16.0 | 14.5 |
| Diseases of the respiratory system 460-519 | 3,385 | 14,923 | 83,334 | 8.0 | 9.6 | 10.8 | \$14,276,365 | 7.1 | 9.5 | 9.9 |
| Diseases of the digestive system 520-579 | 2,655 | 10,454 | 48,383 | 6.3 | 6.7 | 6.3 | \$22,410,361 | 11.1 | 11.6 | 11.0 |
| Diseases of the genitourinary system 580-629 | 2,238 | 8,741 | 42,704 | 5.3 | 5.6 | 5.5 | \$8,036,402 | 4.0 | 4.9 | 5.0 |
| Complications of pregn., childbirth, & puerperium 630-677 | 1,283 | 4,714 | 23,008 | 3.0 | 3.0 | 3.0 | \$2,742,790 | 1.4 | 1.6 | 2.2 |
| Diseases of the skin and subcutaneous tissue 680-709 | 1,406 | 5,094 | 25,631 | 3.3 | 3.3 | 3.3 | \$2,311,314 | 1.1 | 1.4 | 1.4 |
| Diseases of the musculoskeletal sys. & conn. tissue 710-739 | 2,204 | 8,265 | 37,369 | 5.2 | 5.3 | 4.9 | \$6,319,013 | 3.1 | 2.8 | 2.6 |
| Congenital Anomalies 740-759 | 20 | 59 | 366 | 0.0 | 0.0 | 0.0 | \$234,996 | 0.1 | 0.1 | 0.2 |
| Certain conditions orig. in the perinatal period 760-779 | 101 | 200 | 1,450 | 0.2 | 0.1 | 0.2 | \$181,133 | 0.1 | 0.0 | 0.2 |
| Symptoms, signs, and ill-defined conditions 780-799 | 8,991 | 32,354 | 157,027 | 21.3 | 20.8 | 20.4 | \$18,908,915 | 9.4 | 13.0 | 13.3 |
| Injury and poisoning ** 800-999 | 10,722 | 37,503 | 196,138 | 25.4 | 24.1 | 25.5 | \$52,341,485 | 26.0 | 19.8 | 22.1 |
| Supplementary classification V01-V82 | 1,401 | 3,667 | 20,232 | 3.3 | 2.4 | 2.6 | \$507,501 | 0.3 | 0.3 | 0.4 |
| All other diagnoses | 3 | 72 | 677 | 0.0 | 0.0 | 0.1 | \$2,170 | 0.0 | 0.0 | 0.0 |

* Based on Principal Diagnosis.

** See Table 8 for subcategories of injury and poisoning.

*** Excludes professional fees.

Table 7
ED Encounters by Major Disease Category
January 1, 2009 to December 31, 2009

Health District of Hospital: Southwest Utah
Inpatient Peer group: Acute, rural, high CMI (n=7)

County: Iron
Ownership: Not for profit

ED beds: 7
Affiliation: Intermountain Healthcare

| Major disease category and ICD-9 code range* | Number of Encounters | | | Percent of Encounters | | | Total Charges*** | | | |
|---|----------------------|---------|---------|-----------------------|--------|---------|------------------|------------|--------|---------|
| | Hospital # | Peer # | State # | Hospital % | Peer % | State % | Hospital \$ | Hospital % | Peer % | State % |
| All Encounters | 14,279 | 112,935 | 770,211 | 100.0 | 100.0 | 100.0 | \$24,464,774 | 100.0 | 100.0 | 100.0 |
| Infectious and parasitic diseases 001-139 | 290 | 2,774 | 21,210 | 2.0 | 2.5 | 2.8 | \$663,862 | 2.7 | 7.1 | 6.3 |
| Neoplasms 140-239 | 18 | 220 | 1,829 | 0.1 | 0.2 | 0.2 | \$253,443 | 1.0 | 1.2 | 1.5 |
| Endocrine, nutritional, metab. & immunity disorders 240-279 | 185 | 1,665 | 12,696 | 1.3 | 1.5 | 1.6 | \$617,535 | 2.5 | 2.2 | 2.2 |
| Diseases of the Blood and Blood-Forming Organs 280-289 | 45 | 293 | 2,014 | 0.3 | 0.3 | 0.3 | \$194,170 | 0.8 | 0.7 | 0.6 |
| Mental disorders 290-319 | 360 | 3,264 | 28,629 | 2.5 | 2.9 | 3.7 | \$464,440 | 1.9 | 3.1 | 4.0 |
| Diseases of the nervous system and sense organs 320-389 | 895 | 6,195 | 40,662 | 6.3 | 5.5 | 5.3 | \$736,968 | 3.0 | 2.5 | 2.7 |
| Diseases of the circulatory system 390-459 | 423 | 4,337 | 26,852 | 3.0 | 3.8 | 3.5 | \$2,172,255 | 8.9 | 15.8 | 14.5 |
| Diseases of the respiratory system 460-519 | 1,624 | 12,025 | 83,334 | 11.4 | 10.6 | 10.8 | \$3,164,867 | 12.9 | 10.4 | 9.9 |
| Diseases of the digestive system 520-579 | 786 | 6,729 | 48,383 | 5.5 | 6.0 | 6.3 | \$3,250,408 | 13.3 | 12.4 | 11.0 |
| Diseases of the genitourinary system 580-629 | 753 | 6,542 | 42,704 | 5.3 | 5.8 | 5.5 | \$1,894,661 | 7.7 | 6.0 | 5.0 |
| Complications of pregn., childbirth, & puerperium 630-677 | 347 | 2,694 | 23,008 | 2.4 | 2.4 | 3.0 | \$420,572 | 1.7 | 1.5 | 2.2 |
| Diseases of the skin and subcutaneous tissue 680-709 | 527 | 4,267 | 25,631 | 3.7 | 3.8 | 3.3 | \$452,876 | 1.9 | 1.4 | 1.4 |
| Diseases of the musculoskeletal sys. & conn. tissue 710-739 | 886 | 5,475 | 37,369 | 6.2 | 4.8 | 4.9 | \$834,128 | 3.4 | 2.4 | 2.6 |
| Congenital Anomalies 740-759 | 5 | 23 | 366 | 0.0 | 0.0 | 0.0 | \$17,613 | 0.1 | 0.1 | 0.2 |
| Certain conditions orig. in the perinatal period 760-779 | 5 | 164 | 1,450 | 0.0 | 0.1 | 0.2 | \$11,604 | 0.0 | 0.1 | 0.2 |
| Symptoms, signs, and ill-defined conditions 780-799 | 2,838 | 22,774 | 157,027 | 19.9 | 20.2 | 20.4 | \$4,096,750 | 16.7 | 13.4 | 13.3 |
| Injury and poisoning ** 800-999 | 3,602 | 29,608 | 196,138 | 25.2 | 26.2 | 25.5 | \$5,021,253 | 20.5 | 19.3 | 22.1 |
| Supplementary classification V01-V82 | 689 | 3,872 | 20,232 | 4.8 | 3.4 | 2.6 | \$197,029 | 0.8 | 0.4 | 0.4 |
| All other diagnoses | 1 | 14 | 677 | 0.0 | 0.0 | 0.1 | \$342 | 0.0 | 0.0 | 0.0 |

* Based on Principal Diagnosis.

** See Table 8 for subcategories of injury and poisoning.

*** Excludes professional fees.

Health District of Hospital: Southeastern Utah
Inpatient Peer group: Acute, rural, low CMI (n=16)

County: Grand
Ownership: Government

ED beds: 3
Affiliation: Management

| Intent and mechanism of injury*** | # of Encounters | | | Average ER Charges (\$)* | | | Total Charges (\$)*** |
|---|-----------------|--------|---------|--------------------------|---------|----------|-----------------------|
| | Hospital | Peer | State | Hospital | Peer | State | Hospital |
| All Injury Encounters | 1,658 | 25,284 | 221,320 | \$1,110 | \$1,189 | \$3,037 | \$1,923,428 |
| Unintentional injuries | 1,533 | 23,240 | 190,714 | \$1,020 | \$1,075 | \$2,468 | \$1,641,567 |
| Falls | 398 | 5,795 | 63,783 | \$1,247 | \$1,364 | \$3,266 | \$545,730 |
| Motor vehicle traffic | 67 | 1,989 | 21,934 | \$1,446 | \$1,774 | \$4,096 | \$115,958 |
| Struck against or accidentally by object or persons | 126 | 2,524 | 26,325 | \$851 | \$724 | \$1,221 | \$107,224 |
| Overexertion and strenuous movements | 157 | 1,624 | 15,696 | \$564 | \$642 | \$1,143 | \$88,529 |
| Cutting or piercing instruments or objects | 131 | 1,729 | 13,533 | \$607 | \$589 | \$903 | \$79,471 |
| Natural and environmental factors | 65 | 1,008 | 6,758 | \$504 | \$767 | \$1,228 | \$32,730 |
| Poisoning | 26 | 385 | 4,905 | \$710 | \$2,120 | \$3,358 | \$18,470 |
| Fire and flames, hot subst/object caustic | 21 | 310 | 2,835 | \$875 | \$626 | \$1,398 | \$18,379 |
| Machinery | 5 | 188 | 1,213 | \$573 | \$938 | \$2,872 | \$2,865 |
| Pedal cyc,nontraffic/other | 253 | 549 | 4,110 | \$943 | \$909 | \$2,443 | \$238,577 |
| Motor vehicle, nontraffic | 74 | 708 | 2,802 | \$1,468 | \$1,518 | \$4,123 | \$111,969 |
| Other trans. [(E800-7,E826)(.0-.2,.8,.9)],E827-9,E831,E833-45 | 8 | 409 | 1,572 | \$1,499 | \$1,723 | \$4,617 | \$11,988 |
| Suffocation | 6 | 35 | 138 | \$822 | \$1,335 | \$8,927 | \$4,934 |
| Other and not elsewhere classified | 158 | 5,315 | 17,430 | \$1,235 | \$879 | \$2,034 | \$197,203 |
| Mechanism unspecified | 38 | 621 | 7,388 | \$1,777 | \$1,147 | \$1,934 | \$67,540 |
| Intentional injuries | 31 | 669 | 11,765 | \$1,128 | \$1,971 | \$4,261 | \$34,978 |
| Assault | 19 | 388 | 6,209 | \$1,062 | \$1,466 | \$2,956 | \$20,181 |
| Unarmed fight,striking by blunt/thrown object | 16 | 271 | 3,030 | \$1,151 | \$1,396 | \$2,581 | \$18,420 |
| Cutting or piercing instrument | 1 | 7 | 363 | \$1,153 | \$4,096 | \$6,665 | \$1,153 |
| Other mechanism | 2 | 109 | 2,750 | \$304 | \$1,459 | \$2,602 | \$608 |
| Self-inflicted | 11 | 272 | 5,363 | \$1,292 | \$2,738 | \$5,793 | \$14,214 |
| Poisoning | 9 | 195 | 3,754 | \$1,480 | \$3,114 | \$5,871 | \$13,318 |
| Cutting and piercing instrument | 1 | 52 | 1,215 | \$270 | \$1,422 | \$3,715 | \$270 |
| Other mechanism | 1 | 19 | 301 | \$625 | \$2,348 | \$13,316 | \$625 |
| Other cause of violence | 1 | 9 | 193 | \$583 | \$934 | \$3,059 | \$583 |
| Adverse effects of medical treatment | 93 | 1,230 | 16,875 | \$2,600 | \$2,848 | \$8,737 | \$246,327 |
| Unknown | 1 | 76 | 717 | \$556 | \$1,018 | \$1,461 | \$556 |
| Type of Injury**** | Hospital | Peer | State | Hospital | Peer | State | Hospital |
| All Encounters | 1,506 | 22,889 | 196,138 | \$920 | \$1,082 | \$2,933 | \$1,449,205 |
| Fractures | 291 | 3,598 | 31,582 | \$1,231 | \$1,986 | \$7,269 | \$383,761 |
| Sprains | 217 | 4,127 | 37,593 | \$612 | \$727 | \$1,115 | \$132,872 |
| Intracranial | 77 | 755 | 6,898 | \$2,508 | \$2,351 | \$6,566 | \$193,137 |
| Open wounds | 370 | 5,851 | 42,825 | \$707 | \$677 | \$1,071 | \$271,462 |
| Superficial | 50 | 888 | 5,890 | \$340 | \$533 | \$756 | \$16,999 |
| Contusions | 187 | 2,943 | 23,793 | \$671 | \$760 | \$1,089 | \$135,336 |
| Foreign bodies | 25 | 472 | 3,977 | \$611 | \$608 | \$1,129 | \$15,282 |
| Burns | 22 | 369 | 2,799 | \$652 | \$537 | \$2,519 | \$14,342 |
| Complications | 78 | 1,352 | 13,986 | \$1,072 | \$1,044 | \$1,452 | \$91,195 |
| Poisoning and toxic effects | 31 | 880 | 9,819 | \$928 | \$2,046 | \$4,296 | \$28,766 |
| Other injury | 158 | 1,654 | 16,976 | \$979 | \$1,516 | \$6,684 | \$166,052 |

* Outliers were excluded in the calculation of average charges.

** Excludes professional fees.

*** Based on ICD-9 E-Code.

**** Based on Principal Diagnosis.

Health District of Hospital: Salt Lake County
Inpatient Peer group: Acute, urban, low CMI (n=6)

County: Salt Lake
Ownership: Not for profit

ED beds: 17
Affiliation: Intermountain Healthcare

| Intent and mechanism of injury*** | # of Encounters | | | Average ER Charges (\$)* | | | Total Charges (\$)*** |
|---|-----------------|--------|---------|--------------------------|----------|----------|-----------------------|
| | Hospital | Peer | State | Hospital | Peer | State | Hospital |
| All Injury Encounters | 9,380 | 36,656 | 221,320 | \$1,838 | \$1,935 | \$3,037 | \$18,119,413 |
| Unintentional injuries | 8,250 | 32,229 | 190,714 | \$1,576 | \$1,616 | \$2,468 | \$13,601,307 |
| Falls | 2,942 | 10,764 | 63,783 | \$2,139 | \$2,246 | \$3,266 | \$6,498,393 |
| Motor vehicle traffic | 863 | 3,577 | 21,934 | \$1,276 | \$1,523 | \$4,096 | \$1,164,835 |
| Struck against or accidentally by object or persons | 1,665 | 5,597 | 26,325 | \$954 | \$1,029 | \$1,221 | \$1,628,729 |
| Overexertion and strenuous movements | 456 | 2,609 | 15,696 | \$1,254 | \$1,157 | \$1,143 | \$599,734 |
| Cutting or piercing instruments or objects | 559 | 2,394 | 13,533 | \$777 | \$846 | \$903 | \$434,615 |
| Natural and environmental factors | 279 | 951 | 6,758 | \$774 | \$1,149 | \$1,228 | \$235,642 |
| Poisoning | 206 | 904 | 4,905 | \$2,429 | \$2,326 | \$3,358 | \$511,862 |
| Fire and flames, hot subst/object caustic | 106 | 463 | 2,835 | \$613 | \$808 | \$1,398 | \$65,028 |
| Machinery | 42 | 188 | 1,213 | \$1,319 | \$1,580 | \$2,872 | \$55,384 |
| Pedal cyc,nontraffic/other | 191 | 729 | 4,110 | \$1,893 | \$1,655 | \$2,443 | \$385,908 |
| Motor vehicle, nontraffic | 61 | 288 | 2,802 | \$1,711 | \$1,865 | \$4,123 | \$112,954 |
| Other trans. [(E800-7,E826)(.0-.2,.8,.9)],E827-9,E831,E833-45 | 43 | 195 | 1,572 | \$2,711 | \$2,573 | \$4,617 | \$123,455 |
| Suffocation | 5 | 18 | 138 | \$13,449 | \$18,454 | \$8,927 | \$67,247 |
| Firearm missile | 10 | 33 | 292 | \$1,551 | \$1,279 | \$6,654 | \$15,509 |
| Other and not elsewhere classified | 539 | 2,567 | 17,430 | \$2,069 | \$1,482 | \$2,034 | \$1,193,449 |
| Mechanism unspecified | 283 | 952 | 7,388 | \$1,451 | \$1,515 | \$1,934 | \$508,562 |
| Intentional injuries | 431 | 1,646 | 11,765 | \$2,709 | \$2,994 | \$4,261 | \$1,240,501 |
| Assault | 193 | 720 | 6,209 | \$1,554 | \$1,698 | \$2,956 | \$307,922 |
| Unarmed fight,striking by blunt/thrown object | 19 | 249 | 3,030 | \$1,455 | \$1,643 | \$2,581 | \$27,643 |
| Cutting or piercing instrument | 1 | 23 | 363 | \$592 | \$2,360 | \$6,665 | \$592 |
| Firearm | 3 | 6 | 66 | \$2,625 | \$4,220 | \$20,130 | \$7,874 |
| Other mechanism | 170 | 442 | 2,750 | \$1,552 | \$1,664 | \$2,602 | \$271,813 |
| Self-inflicted | 235 | 906 | 5,363 | \$3,677 | \$4,052 | \$5,793 | \$928,247 |
| Poisoning | 176 | 685 | 3,754 | \$4,096 | \$4,611 | \$5,871 | \$783,908 |
| Cutting and piercing instrument | 47 | 185 | 1,215 | \$2,547 | \$2,200 | \$3,715 | \$119,698 |
| Suffocation | 6 | 15 | 93 | \$3,031 | \$4,883 | \$6,626 | \$18,187 |
| Other mechanism | 6 | 21 | 301 | \$1,076 | \$1,683 | \$13,316 | \$6,455 |
| Other cause of violence | 3 | 20 | 193 | \$1,444 | \$1,449 | \$3,059 | \$4,332 |
| Injuries of undetermined intent | 52 | 163 | 1,249 | \$6,891 | \$5,029 | \$4,774 | \$362,179 |
| Adverse effects of medical treatment | 613 | 2,478 | 16,875 | \$4,385 | \$5,316 | \$8,737 | \$2,884,087 |
| Unknown | 34 | 140 | 717 | \$922 | \$901 | \$1,461 | \$31,338 |

| Type of Injury**** | Hospital | Peer | State | Hospital | Peer | State | Hospital |
|-----------------------------|----------|--------|---------|----------|---------|---------|--------------|
| All Encounters | 8,229 | 33,379 | 196,138 | \$1,635 | \$1,721 | \$2,933 | \$14,201,307 |
| Fractures | 1,243 | 4,935 | 31,582 | \$3,271 | \$3,535 | \$7,269 | \$4,264,576 |
| Sprains | 1,330 | 7,031 | 37,593 | \$943 | \$1,038 | \$1,115 | \$1,268,696 |
| Intracranial | 223 | 956 | 6,898 | \$1,975 | \$2,340 | \$6,566 | \$457,028 |
| Open wounds | 1,879 | 7,640 | 42,825 | \$975 | \$978 | \$1,071 | \$1,853,488 |
| Superficial | 227 | 821 | 5,890 | \$809 | \$767 | \$756 | \$196,356 |
| Contusions | 960 | 3,784 | 23,793 | \$981 | \$1,018 | \$1,089 | \$1,020,229 |
| Foreign bodies | 138 | 724 | 3,977 | \$1,000 | \$1,076 | \$1,129 | \$138,054 |
| Burns | 98 | 421 | 2,799 | \$559 | \$696 | \$2,519 | \$54,737 |
| Complications | 985 | 2,576 | 13,986 | \$1,234 | \$1,349 | \$1,452 | \$1,315,513 |
| Poisoning and toxic effects | 439 | 1,832 | 9,819 | \$3,480 | \$3,631 | \$4,296 | \$1,714,449 |
| Other injury | 707 | 2,659 | 16,976 | \$2,584 | \$2,825 | \$6,684 | \$1,918,180 |

* Outliers were excluded in the calculation of average charges.

** Excludes professional fees.

*** Based on ICD-9 E-Code.

**** Based on Principal Diagnosis.

Health District of Hospital: Utah County
Inpatient Peer group: Acute, urban, low CMI (n=6)

County: Utah
Ownership: Not for profit

ED beds: 11
Affiliation: Intermountain Healthcare

| Intent and mechanism of injury*** | # of Encounters | | | Average ER Charges (\$)* | | | Total Charges (\$)*** |
|---|-----------------|--------|---------|--------------------------|----------|----------|-----------------------|
| | Hospital | Peer | State | Hospital | Peer | State | Hospital |
| All Injury Encounters | 9,079 | 36,656 | 221,320 | \$1,669 | \$1,935 | \$3,037 | \$15,943,858 |
| Unintentional injuries | 7,993 | 32,229 | 190,714 | \$1,490 | \$1,616 | \$2,468 | \$12,478,324 |
| Falls | 2,576 | 10,764 | 63,783 | \$2,138 | \$2,246 | \$3,266 | \$5,641,590 |
| Motor vehicle traffic | 904 | 3,577 | 21,934 | \$1,422 | \$1,523 | \$4,096 | \$1,386,078 |
| Struck against or accidentally by object or persons | 1,343 | 5,597 | 26,325 | \$943 | \$1,029 | \$1,221 | \$1,269,962 |
| Overexertion and strenuous movements | 376 | 2,609 | 15,696 | \$996 | \$1,157 | \$1,143 | \$374,497 |
| Cutting or piercing instruments or objects | 568 | 2,394 | 13,533 | \$757 | \$846 | \$903 | \$429,834 |
| Natural and environmental factors | 212 | 951 | 6,758 | \$882 | \$1,149 | \$1,228 | \$257,200 |
| Poisoning | 254 | 904 | 4,905 | \$2,043 | \$2,326 | \$3,358 | \$519,000 |
| Fire and flames, hot subst/object caustic | 109 | 463 | 2,835 | \$675 | \$808 | \$1,398 | \$73,556 |
| Machinery | 23 | 188 | 1,213 | \$991 | \$1,580 | \$2,872 | \$22,792 |
| Pedal cyc,nontraffic/other | 211 | 729 | 4,110 | \$1,327 | \$1,655 | \$2,443 | \$286,016 |
| Motor vehicle, nontraffic | 94 | 288 | 2,802 | \$1,725 | \$1,865 | \$4,123 | \$168,968 |
| Other trans. [(E800-7,E826)(.0-.2,.8,.9)],E827-9,E831,E833-45 | 55 | 195 | 1,572 | \$1,667 | \$2,573 | \$4,617 | \$103,034 |
| Suffocation | 4 | 18 | 138 | \$13,662 | \$18,454 | \$8,927 | \$54,647 |
| Firearm missile | 9 | 33 | 292 | \$826 | \$1,279 | \$6,654 | \$12,362 |
| Other and not elsewhere classified | 939 | 2,567 | 17,430 | \$1,234 | \$1,482 | \$2,034 | \$1,224,465 |
| Mechanism unspecified | 316 | 952 | 7,388 | \$1,580 | \$1,515 | \$1,934 | \$654,322 |
| Intentional injuries | 313 | 1,646 | 11,765 | \$2,957 | \$2,994 | \$4,261 | \$1,008,001 |
| Assault | 108 | 720 | 6,209 | \$1,346 | \$1,698 | \$2,956 | \$155,294 |
| Unarmed fight,striking by blunt/thrown object | 67 | 249 | 3,030 | \$1,269 | \$1,643 | \$2,581 | \$92,273 |
| Cutting or piercing instrument | 5 | 23 | 363 | \$2,667 | \$2,360 | \$6,665 | \$13,334 |
| Firearm | 1 | 6 | 66 | \$2,933 | \$4,220 | \$20,130 | \$2,933 |
| Other mechanism | 35 | 442 | 2,750 | \$1,252 | \$1,664 | \$2,602 | \$46,754 |
| Self-inflicted | 198 | 906 | 5,363 | \$3,903 | \$4,052 | \$5,793 | \$846,286 |
| Poisoning | 142 | 685 | 3,754 | \$4,635 | \$4,611 | \$5,871 | \$726,531 |
| Cutting and piercing instrument | 48 | 185 | 1,215 | \$2,116 | \$2,200 | \$3,715 | \$105,181 |
| Suffocation | 1 | 15 | 93 | \$1,378 | \$4,883 | \$6,626 | \$1,378 |
| Other mechanism | 7 | 21 | 301 | \$1,220 | \$1,683 | \$13,316 | \$13,196 |
| Other cause of violence | 7 | 20 | 193 | \$917 | \$1,449 | \$3,059 | \$6,421 |
| Injuries of undetermined intent | 46 | 163 | 1,249 | \$3,937 | \$5,029 | \$4,774 | \$191,836 |
| Adverse effects of medical treatment | 627 | 2,478 | 16,875 | \$3,291 | \$5,316 | \$8,737 | \$2,173,544 |
| Unknown | 100 | 140 | 717 | \$898 | \$901 | \$1,461 | \$92,154 |

| Type of Injury**** | Hospital | Peer | State | Hospital | Peer | State | Hospital |
|-----------------------------|----------|--------|---------|----------|---------|---------|--------------|
| All Encounters | 8,005 | 33,379 | 196,138 | \$1,525 | \$1,721 | \$2,933 | \$12,785,923 |
| Fractures | 1,162 | 4,935 | 31,582 | \$3,247 | \$3,535 | \$7,269 | \$3,929,219 |
| Sprains | 1,542 | 7,031 | 37,593 | \$897 | \$1,038 | \$1,115 | \$1,399,286 |
| Intracranial | 197 | 956 | 6,898 | \$2,020 | \$2,340 | \$6,566 | \$405,808 |
| Open wounds | 2,039 | 7,640 | 42,825 | \$892 | \$978 | \$1,071 | \$1,877,962 |
| Superficial | 164 | 821 | 5,890 | \$679 | \$767 | \$756 | \$111,375 |
| Contusions | 873 | 3,784 | 23,793 | \$1,002 | \$1,018 | \$1,089 | \$926,420 |
| Foreign bodies | 228 | 724 | 3,977 | \$838 | \$1,076 | \$1,129 | \$191,005 |
| Burns | 98 | 421 | 2,799 | \$650 | \$696 | \$2,519 | \$63,688 |
| Complications | 619 | 2,576 | 13,986 | \$1,194 | \$1,349 | \$1,452 | \$767,400 |
| Poisoning and toxic effects | 461 | 1,832 | 9,819 | \$3,030 | \$3,631 | \$4,296 | \$1,587,137 |
| Other injury | 622 | 2,659 | 16,976 | \$2,386 | \$2,825 | \$6,684 | \$1,526,623 |

* Outliers were excluded in the calculation of average charges.
** Excludes professional fees.

*** Based on ICD-9 E-Code.
**** Based on Principal Diagnosis.

Health District of Hospital: TriCounty
Inpatient Peer group: Acute, rural, high CMI (n=7)

County: Uintah
Ownership: Investor-owned

ED beds: 5
Affiliation: Lifepoint Hospitals, Inc.

| Intent and mechanism of injury*** | # of Encounters | | | Average ER Charges (\$)* | | | Total Charges (\$) ** |
|---|-----------------|--------|---------|--------------------------|----------|----------|-----------------------|
| | Hospital | Peer | State | Hospital | Peer | State | Hospital |
| All Injury Encounters | 3,632 | 34,169 | 221,320 | \$1,449 | \$2,159 | \$3,037 | \$5,765,476 |
| Unintentional injuries | 3,249 | 30,024 | 190,714 | \$1,330 | \$1,708 | \$2,468 | \$4,773,462 |
| Falls | 966 | 9,900 | 63,783 | \$1,837 | \$2,402 | \$3,266 | \$1,889,799 |
| Motor vehicle traffic | 280 | 3,274 | 21,934 | \$3,215 | \$2,404 | \$4,096 | \$1,026,595 |
| Struck against or accidentally by object or persons | 460 | 4,154 | 26,325 | \$792 | \$876 | \$1,221 | \$383,212 |
| Overexertion and strenuous movements | 339 | 2,519 | 15,696 | \$540 | \$883 | \$1,143 | \$182,980 |
| Cutting or piercing instruments or objects | 293 | 2,057 | 13,533 | \$586 | \$655 | \$903 | \$171,732 |
| Natural and environmental factors | 157 | 1,152 | 6,758 | \$583 | \$878 | \$1,228 | \$95,937 |
| Poisoning | 42 | 693 | 4,905 | \$1,481 | \$2,521 | \$3,358 | \$62,193 |
| Fire and flames, hot subst/object caustic | 81 | 527 | 2,835 | \$333 | \$679 | \$1,398 | \$27,001 |
| Machinery | 36 | 227 | 1,213 | \$675 | \$1,514 | \$2,872 | \$35,076 |
| Pedal cyc,nontraffic/other | 63 | 608 | 4,110 | \$1,192 | \$1,812 | \$2,443 | \$83,123 |
| Motor vehicle, nontraffic | 75 | 757 | 2,802 | \$3,137 | \$2,548 | \$4,123 | \$254,667 |
| Other trans. [(E800-7,E826)(.0-.2,.8,.9)],E827-9,E831,E833-45 | 48 | 290 | 1,572 | \$2,212 | \$2,466 | \$4,617 | \$122,260 |
| Suffocation | 1 | 10 | 138 | . | \$2,339 | \$8,927 | \$3,084 |
| Firearm missile | 9 | 54 | 292 | \$1,635 | \$1,450 | \$6,654 | \$14,711 |
| Other and not elsewhere classified | 337 | 2,587 | 17,430 | \$918 | \$1,268 | \$2,034 | \$358,338 |
| Mechanism unspecified | 62 | 1,215 | 7,388 | \$1,012 | \$1,636 | \$1,934 | \$62,754 |
| Intentional injuries | 145 | 1,306 | 11,765 | \$2,716 | \$3,136 | \$4,261 | \$411,568 |
| Assault | 96 | 682 | 6,209 | \$1,951 | \$1,714 | \$2,956 | \$195,852 |
| Unarmed fight,striking by blunt/thrown object | 73 | 431 | 3,030 | \$1,999 | \$1,627 | \$2,581 | \$154,341 |
| Cutting or piercing instrument | 1 | 22 | 363 | \$3,333 | \$2,562 | \$6,665 | \$3,333 |
| Firearm | 1 | 5 | 66 | \$2,956 | \$14,561 | \$20,130 | \$2,956 |
| Other mechanism | 21 | 224 | 2,750 | \$1,677 | \$1,514 | \$2,602 | \$35,222 |
| Self-inflicted | 49 | 593 | 5,363 | \$4,214 | \$4,870 | \$5,793 | \$215,716 |
| Poisoning | 32 | 405 | 3,754 | \$5,310 | \$5,773 | \$5,871 | \$178,074 |
| Cutting and piercing instrument | 13 | 139 | 1,215 | \$1,562 | \$2,383 | \$3,715 | \$20,307 |
| Suffocation | 1 | 15 | 93 | \$3,391 | \$5,466 | \$6,626 | \$3,391 |
| Other mechanism | 3 | 34 | 301 | \$4,648 | \$3,993 | \$13,316 | \$13,944 |
| Injuries of undetermined intent | 23 | 189 | 1,249 | \$2,276 | \$4,057 | \$4,774 | \$52,337 |
| Adverse effects of medical treatment | 215 | 2,481 | 16,875 | \$2,285 | \$7,121 | \$8,737 | \$528,109 |

| Type of Injury**** | Hospital | Peer | State | Hospital | Peer | State | Hospital |
|-----------------------------|----------|--------|---------|----------|---------|---------|-------------|
| All Encounters | 3,343 | 29,608 | 196,138 | \$1,408 | \$1,899 | \$2,933 | \$5,175,618 |
| Fractures | 429 | 4,985 | 31,582 | \$4,061 | \$4,439 | \$7,269 | \$1,791,816 |
| Sprains | 644 | 5,014 | 37,593 | \$847 | \$859 | \$1,115 | \$556,570 |
| Intracranial | 128 | 1,017 | 6,898 | \$3,016 | \$3,023 | \$6,566 | \$405,091 |
| Open wounds | 771 | 6,808 | 42,825 | \$735 | \$840 | \$1,071 | \$652,883 |
| Superficial | 122 | 821 | 5,890 | \$435 | \$557 | \$756 | \$74,610 |
| Contusions | 442 | 4,268 | 23,793 | \$827 | \$915 | \$1,089 | \$546,455 |
| Foreign bodies | 76 | 549 | 3,977 | \$471 | \$580 | \$1,129 | \$38,373 |
| Burns | 82 | 510 | 2,799 | \$309 | \$619 | \$2,519 | \$25,338 |
| Complications | 253 | 1,890 | 13,986 | \$1,226 | \$1,125 | \$1,452 | \$336,784 |
| Poisoning and toxic effects | 138 | 1,300 | 9,819 | \$1,987 | \$3,508 | \$4,296 | \$285,633 |
| Other injury | 258 | 2,446 | 16,976 | \$1,587 | \$3,880 | \$6,684 | \$462,065 |

* Outliers were excluded in the calculation of average charges.

** Excludes professional fees.

*** Based on ICD-9 E-Code.

**** Based on Principal Diagnosis.

Health District of Hospital: Bear River
Inpatient Peer group: Acute, rural, low CMI (n=16)

County: Box Elder
Ownership: Not for profit

ED beds: 3
Affiliation: Intermountain Healthcare

| Intent and mechanism of injury*** | # of Encounters | | | Average ER Charges (\$)* | | | Total Charges (\$)*** |
|---|-----------------|--------|---------|--------------------------|---------|----------|-----------------------|
| | Hospital | Peer | State | Hospital | Peer | State | Hospital |
| All Injury Encounters | 1,847 | 25,284 | 221,320 | \$1,239 | \$1,189 | \$3,037 | \$2,430,391 |
| Unintentional injuries | 1,690 | 23,240 | 190,714 | \$1,132 | \$1,075 | \$2,468 | \$2,047,640 |
| Falls | 521 | 5,795 | 63,783 | \$1,420 | \$1,364 | \$3,266 | \$753,829 |
| Motor vehicle traffic | 225 | 1,989 | 21,934 | \$2,066 | \$1,774 | \$4,096 | \$540,368 |
| Struck against or accidentally by object or persons | 219 | 2,524 | 26,325 | \$711 | \$724 | \$1,221 | \$158,883 |
| Overexertion and strenuous movements | 93 | 1,624 | 15,696 | \$636 | \$642 | \$1,143 | \$59,131 |
| Cutting or piercing instruments or objects | 149 | 1,729 | 13,533 | \$634 | \$589 | \$903 | \$94,499 |
| Natural and environmental factors | 88 | 1,008 | 6,758 | \$781 | \$767 | \$1,228 | \$68,752 |
| Poisoning | 27 | 385 | 4,905 | \$1,054 | \$2,120 | \$3,358 | \$28,456 |
| Fire and flames, hot subst/object caustic | 35 | 310 | 2,835 | \$524 | \$626 | \$1,398 | \$18,346 |
| Machinery | 31 | 188 | 1,213 | \$931 | \$938 | \$2,872 | \$28,866 |
| Pedal cyc,nontraffic/other | 31 | 549 | 4,110 | \$687 | \$909 | \$2,443 | \$21,286 |
| Motor vehicle, nontraffic | 35 | 708 | 2,802 | \$985 | \$1,518 | \$4,123 | \$45,969 |
| Other trans. [(E800-7,E826)(.0-.2,.8,.9)],E827-9,E831,E833-45 | 44 | 409 | 1,572 | \$1,635 | \$1,723 | \$4,617 | \$86,328 |
| Suffocation | 3 | 35 | 138 | \$594 | \$1,335 | \$8,927 | \$1,782 |
| Firearm missile | 6 | 51 | 292 | \$1,059 | \$1,081 | \$6,654 | \$6,353 |
| Other and not elsewhere classified | 127 | 5,315 | 17,430 | \$791 | \$879 | \$2,034 | \$100,401 |
| Mechanism unspecified | 56 | 621 | 7,388 | \$614 | \$1,147 | \$1,934 | \$34,392 |
| Intentional injuries | 45 | 669 | 11,765 | \$2,013 | \$1,971 | \$4,261 | \$90,604 |
| Assault | 18 | 388 | 6,209 | \$1,075 | \$1,466 | \$2,956 | \$19,342 |
| Unarmed fight,striking by blunt/thrown object | 12 | 271 | 3,030 | \$963 | \$1,396 | \$2,581 | \$11,561 |
| Other mechanism | 6 | 109 | 2,750 | \$1,297 | \$1,459 | \$2,602 | \$7,780 |
| Self-inflicted | 24 | 272 | 5,363 | \$2,888 | \$2,738 | \$5,793 | \$69,314 |
| Poisoning | 20 | 195 | 3,754 | \$3,138 | \$3,114 | \$5,871 | \$62,757 |
| Cutting and piercing instrument | 3 | 52 | 1,215 | \$1,555 | \$1,422 | \$3,715 | \$4,665 |
| Other mechanism | 1 | 19 | 301 | \$1,892 | \$2,348 | \$13,316 | \$1,892 |
| Other cause of violence | 3 | 9 | 193 | \$649 | \$934 | \$3,059 | \$1,948 |
| Injuries of undetermined intent | 8 | 69 | 1,249 | \$5,077 | \$2,759 | \$4,774 | \$40,615 |
| Adverse effects of medical treatment | 102 | 1,230 | 16,875 | \$2,348 | \$2,848 | \$8,737 | \$249,128 |
| Unknown | 2 | 76 | 717 | \$1,202 | \$1,018 | \$1,461 | \$2,403 |

| Type of Injury**** | Hospital | Peer | State | Hospital | Peer | State | Hospital |
|-----------------------------|----------|--------|---------|----------|---------|---------|-------------|
| All Encounters | 1,578 | 22,889 | 196,138 | \$1,217 | \$1,082 | \$2,933 | \$2,041,251 |
| Fractures | 237 | 3,598 | 31,582 | \$2,759 | \$1,986 | \$7,269 | \$681,843 |
| Sprains | 233 | 4,127 | 37,593 | \$708 | \$727 | \$1,115 | \$168,393 |
| Intracranial | 39 | 755 | 6,898 | \$2,240 | \$2,351 | \$6,566 | \$92,974 |
| Open wounds | 468 | 5,851 | 42,825 | \$724 | \$677 | \$1,071 | \$360,756 |
| Superficial | 59 | 888 | 5,890 | \$544 | \$533 | \$756 | \$40,013 |
| Contusions | 163 | 2,943 | 23,793 | \$885 | \$760 | \$1,089 | \$158,705 |
| Foreign bodies | 28 | 472 | 3,977 | \$593 | \$608 | \$1,129 | \$16,613 |
| Burns | 31 | 369 | 2,799 | \$525 | \$537 | \$2,519 | \$16,282 |
| Complications | 141 | 1,352 | 13,986 | \$1,027 | \$1,044 | \$1,452 | \$183,131 |
| Poisoning and toxic effects | 63 | 880 | 9,819 | \$1,763 | \$2,046 | \$4,296 | \$111,047 |
| Other injury | 116 | 1,654 | 16,976 | \$1,823 | \$1,516 | \$6,684 | \$211,494 |

* Outliers were excluded in the calculation of average charges.

** Excludes professional fees.

*** Based on ICD-9 E-Code.

**** Based on Principal Diagnosis.

Table 8
ED Encounters Due to Injury or Poisoning
January 1, 2009 to December 31, 2009

Health District of Hospital: Southwest Utah
Inpatient Peer group: Acute, rural, low CMI (n=16)

County: Beaver
Ownership: Government

ED beds: 2
Affiliation: Freestanding

| Intent and mechanism of injury*** | # of Encounters | | | Average ER Charges (\$)* | | | Total Charges (\$)*** |
|---|-----------------|--------|---------|--------------------------|---------|---------|-----------------------|
| | Hospital | Peer | State | Hospital | Peer | State | Hospital |
| All Injury Encounters | 883 | 25,284 | 221,320 | \$1,299 | \$1,189 | \$3,037 | \$1,229,703 |
| Unintentional injuries | 818 | 23,240 | 190,714 | \$1,218 | \$1,075 | \$2,468 | \$1,076,175 |
| Falls | 220 | 5,795 | 63,783 | \$1,566 | \$1,364 | \$3,266 | \$369,259 |
| Motor vehicle traffic | 117 | 1,989 | 21,934 | \$2,574 | \$1,774 | \$4,096 | \$334,393 |
| Struck against or accidentally by object or persons | 95 | 2,524 | 26,325 | \$738 | \$724 | \$1,221 | \$70,131 |
| Overexertion and strenuous movements | 61 | 1,624 | 15,696 | \$421 | \$642 | \$1,143 | \$25,706 |
| Cutting or piercing instruments or objects | 77 | 1,729 | 13,533 | \$300 | \$589 | \$903 | \$23,135 |
| Natural and environmental factors | 36 | 1,008 | 6,758 | \$714 | \$767 | \$1,228 | \$25,707 |
| Poisoning | 10 | 385 | 4,905 | \$1,460 | \$2,120 | \$3,358 | \$14,600 |
| Fire and flames, hot subst/object caustic | 15 | 310 | 2,835 | \$317 | \$626 | \$1,398 | \$4,760 |
| Machinery | 7 | 188 | 1,213 | \$532 | \$938 | \$2,872 | \$3,721 |
| Pedal cyc,nontraffic/other | 11 | 549 | 4,110 | \$559 | \$909 | \$2,443 | \$6,151 |
| Motor vehicle, nontraffic | 38 | 708 | 2,802 | \$1,935 | \$1,518 | \$4,123 | \$73,536 |
| Other trans. [(E800-7,E826)(.0-.2,.8,.9)],E827-9,E831,E833-45 | 17 | 409 | 1,572 | \$1,916 | \$1,723 | \$4,617 | \$35,299 |
| Suffocation | 2 | 35 | 138 | \$121 | \$1,335 | \$8,927 | \$242 |
| Firearm missile | 3 | 51 | 292 | \$1,921 | \$1,081 | \$6,654 | \$5,762 |
| Other and not elsewhere classified | 89 | 5,315 | 17,430 | \$787 | \$879 | \$2,034 | \$77,182 |
| Mechanism unspecified | 20 | 621 | 7,388 | \$330 | \$1,147 | \$1,934 | \$6,591 |
| Intentional injuries | 30 | 669 | 11,765 | \$1,114 | \$1,971 | \$4,261 | \$37,338 |
| Assault | 23 | 388 | 6,209 | \$873 | \$1,466 | \$2,956 | \$24,234 |
| Unarmed fight,striking by blunt/thrown object | 19 | 271 | 3,030 | \$843 | \$1,396 | \$2,581 | \$20,205 |
| Cutting or piercing instrument | 1 | 7 | 363 | \$267 | \$4,096 | \$6,665 | \$267 |
| Other mechanism | 3 | 109 | 2,750 | \$1,254 | \$1,459 | \$2,602 | \$3,762 |
| Self-inflicted | 7 | 272 | 5,363 | \$1,872 | \$2,738 | \$5,793 | \$13,104 |
| Poisoning | 6 | 195 | 3,754 | \$2,079 | \$3,114 | \$5,871 | \$12,474 |
| Cutting and piercing instrument | 1 | 52 | 1,215 | \$630 | \$1,422 | \$3,715 | \$630 |
| Injuries of undetermined intent | 5 | 69 | 1,249 | \$6,139 | \$2,759 | \$4,774 | \$30,695 |
| Adverse effects of medical treatment | 22 | 1,230 | 16,875 | \$3,700 | \$2,848 | \$8,737 | \$81,396 |
| Unknown | 8 | 76 | 717 | \$512 | \$1,018 | \$1,461 | \$4,099 |

| Type of Injury**** | Hospital | Peer | State | Hospital | Peer | State | Hospital |
|-----------------------------|----------|--------|---------|----------|---------|---------|-------------|
| All Encounters | 884 | 22,889 | 196,138 | \$1,130 | \$1,082 | \$2,933 | \$1,098,323 |
| Fractures | 155 | 3,598 | 31,582 | \$1,688 | \$1,986 | \$7,269 | \$309,937 |
| Sprains | 124 | 4,127 | 37,593 | \$1,086 | \$727 | \$1,115 | \$138,237 |
| Intracranial | 39 | 755 | 6,898 | \$3,102 | \$2,351 | \$6,566 | \$120,971 |
| Open wounds | 250 | 5,851 | 42,825 | \$485 | \$677 | \$1,071 | \$139,033 |
| Superficial | 26 | 888 | 5,890 | \$561 | \$533 | \$756 | \$14,585 |
| Contusions | 86 | 2,943 | 23,793 | \$820 | \$760 | \$1,089 | \$74,873 |
| Foreign bodies | 20 | 472 | 3,977 | \$854 | \$608 | \$1,129 | \$17,084 |
| Burns | 16 | 369 | 2,799 | \$260 | \$537 | \$2,519 | \$4,164 |
| Complications | 82 | 1,352 | 13,986 | \$1,041 | \$1,044 | \$1,452 | \$101,790 |
| Poisoning and toxic effects | 24 | 880 | 9,819 | \$1,878 | \$2,046 | \$4,296 | \$45,068 |
| Other injury | 62 | 1,654 | 16,976 | \$2,006 | \$1,516 | \$6,684 | \$132,581 |

* Outliers were excluded in the calculation of average charges.
** Excludes professional fees.

*** Based on ICD-9 E-Code.
**** Based on Principal Diagnosis.

Health District of Hospital: Bear River
Inpatient Peer group: Acute, rural, high CMI (n=7)

County: Box Elder
Ownership: Investor-owned

ED beds: 5
Affiliation: Mountainstar Healthcare

| Intent and mechanism of injury*** | # of Encounters | | | Average ER Charges (\$)* | | | Total Charges (\$)*** |
|---|-----------------|--------|---------|--------------------------|---------|----------|-----------------------|
| | Hospital | Peer | State | Hospital | Peer | State | Hospital |
| All Injury Encounters | 2,586 | 34,169 | 221,320 | \$1,471 | \$2,159 | \$3,037 | \$4,083,265 |
| Unintentional injuries | 2,377 | 30,024 | 190,714 | \$1,382 | \$1,708 | \$2,468 | \$3,455,168 |
| Falls | 655 | 9,900 | 63,783 | \$2,183 | \$2,402 | \$3,266 | \$1,451,645 |
| Motor vehicle traffic | 289 | 3,274 | 21,934 | \$1,696 | \$2,404 | \$4,096 | \$608,327 |
| Struck against or accidentally by object or persons | 337 | 4,154 | 26,325 | \$907 | \$876 | \$1,221 | \$305,769 |
| Overexertion and strenuous movements | 287 | 2,519 | 15,696 | \$982 | \$883 | \$1,143 | \$281,897 |
| Cutting or piercing instruments or objects | 300 | 2,057 | 13,533 | \$804 | \$655 | \$903 | \$241,176 |
| Natural and environmental factors | 107 | 1,152 | 6,758 | \$641 | \$878 | \$1,228 | \$68,598 |
| Poisoning | 83 | 693 | 4,905 | \$1,047 | \$2,521 | \$3,358 | \$86,930 |
| Fire and flames, hot subst/object caustic | 33 | 527 | 2,835 | \$687 | \$679 | \$1,398 | \$22,686 |
| Machinery | 9 | 227 | 1,213 | \$1,846 | \$1,514 | \$2,872 | \$16,612 |
| Pedal cyc,nontraffic/other | 33 | 608 | 4,110 | \$1,562 | \$1,812 | \$2,443 | \$58,384 |
| Motor vehicle, nontraffic | 22 | 757 | 2,802 | \$2,202 | \$2,548 | \$4,123 | \$54,620 |
| Other trans. [(E800-7,E826)(.0-.2,.8,.9)],E827-9,E831,E833-45 | 12 | 290 | 1,572 | \$1,771 | \$2,466 | \$4,617 | \$21,254 |
| Firearm missile | 6 | 54 | 292 | \$1,772 | \$1,450 | \$6,654 | \$10,631 |
| Other and not elsewhere classified | 139 | 2,587 | 17,430 | \$1,173 | \$1,268 | \$2,034 | \$165,964 |
| Mechanism unspecified | 65 | 1,215 | 7,388 | \$862 | \$1,636 | \$1,934 | \$60,675 |
| Intentional injuries | 106 | 1,306 | 11,765 | \$1,970 | \$3,136 | \$4,261 | \$216,535 |
| Assault | 51 | 682 | 6,209 | \$1,742 | \$1,714 | \$2,956 | \$91,799 |
| Unarmed fight,striking by blunt/thrown object | 3 | 431 | 3,030 | \$1,181 | \$1,627 | \$2,581 | \$3,542 |
| Cutting or piercing instrument | 3 | 22 | 363 | \$5,165 | \$2,562 | \$6,665 | \$15,494 |
| Other mechanism | 45 | 224 | 2,750 | \$1,547 | \$1,514 | \$2,602 | \$72,763 |
| Self-inflicted | 53 | 593 | 5,363 | \$2,209 | \$4,870 | \$5,793 | \$121,863 |
| Poisoning | 39 | 405 | 3,754 | \$2,135 | \$5,773 | \$5,871 | \$88,134 |
| Cutting and piercing instrument | 8 | 139 | 1,215 | \$1,614 | \$2,383 | \$3,715 | \$12,914 |
| Suffocation | 3 | 15 | 93 | \$3,906 | \$5,466 | \$6,626 | \$11,719 |
| Other mechanism | 3 | 34 | 301 | \$3,032 | \$3,993 | \$13,316 | \$9,096 |
| Other cause of violence | 2 | 31 | 193 | \$1,437 | \$1,566 | \$3,059 | \$2,873 |
| Injuries of undetermined intent | 16 | 189 | 1,249 | \$2,201 | \$4,057 | \$4,774 | \$35,210 |
| Adverse effects of medical treatment | 60 | 2,481 | 16,875 | \$4,157 | \$7,121 | \$8,737 | \$346,014 |
| Unknown | 27 | 169 | 717 | \$1,124 | \$826 | \$1,461 | \$30,338 |
| Type of Injury**** | Hospital | Peer | State | Hospital | Peer | State | Hospital |
| All Encounters | 2,539 | 29,608 | 196,138 | \$1,569 | \$1,899 | \$2,933 | \$4,176,526 |
| Fractures | 371 | 4,985 | 31,582 | \$3,996 | \$4,439 | \$7,269 | \$1,497,306 |
| Sprains | 499 | 5,014 | 37,593 | \$1,019 | \$859 | \$1,115 | \$508,511 |
| Intracranial | 57 | 1,017 | 6,898 | \$2,691 | \$3,023 | \$6,566 | \$169,173 |
| Open wounds | 708 | 6,808 | 42,825 | \$923 | \$840 | \$1,071 | \$695,745 |
| Superficial | 97 | 821 | 5,890 | \$659 | \$557 | \$756 | \$74,159 |
| Contusions | 343 | 4,268 | 23,793 | \$971 | \$915 | \$1,089 | \$377,469 |
| Foreign bodies | 41 | 549 | 3,977 | \$775 | \$580 | \$1,129 | \$35,154 |
| Burns | 35 | 510 | 2,799 | \$646 | \$619 | \$2,519 | \$22,603 |
| Complications | 80 | 1,890 | 13,986 | \$1,935 | \$1,125 | \$1,452 | \$154,813 |
| Poisoning and toxic effects | 165 | 1,300 | 9,819 | \$1,387 | \$3,508 | \$4,296 | \$241,745 |
| Other injury | 143 | 2,446 | 16,976 | \$2,455 | \$3,880 | \$6,684 | \$399,848 |

* Outliers were excluded in the calculation of average charges.

** Excludes professional fees.

*** Based on ICD-9 E-Code.

**** Based on Principal Diagnosis.

Health District of Hospital: Bear River
Inpatient Peer group: None (n=4)

County: Cache
Ownership: Investor-owned

ED beds: 2
Affiliation: Nat. Surgical Hosp.

| Intent and mechanism of injury*** | # of Encounters | | | Average ER Charges (\$)* | | | Total Charges (\$) ** |
|---|-----------------|------|---------|--------------------------|------|----------|-----------------------|
| | Hospital | Peer | State | Hospital | Peer | State | Hospital |
| All Injury Encounters | 167 | . | 221,320 | \$965 | . | \$3,037 | \$161,234 |
| Unintentional injuries | 154 | . | 190,714 | \$990 | . | \$2,468 | \$152,468 |
| Falls | 56 | . | 63,783 | \$876 | . | \$3,266 | \$49,044 |
| Motor vehicle traffic | 13 | . | 21,934 | \$846 | . | \$4,096 | \$11,004 |
| Struck against or accidentally by object or persons | 32 | . | 26,325 | \$821 | . | \$1,221 | \$26,270 |
| Overexertion and strenuous movements | 5 | . | 15,696 | \$427 | . | \$1,143 | \$2,137 |
| Cutting or piercing instruments or objects | 7 | . | 13,533 | \$679 | . | \$903 | \$4,755 |
| Natural and environmental factors | 7 | . | 6,758 | \$1,111 | . | \$1,228 | \$7,774 |
| Poisoning | 8 | . | 4,905 | \$2,002 | . | \$3,358 | \$16,013 |
| Machinery | 4 | . | 1,213 | \$578 | . | \$2,872 | \$2,311 |
| Pedal cyc,nontraffic/other | 2 | . | 4,110 | \$1,004 | . | \$2,443 | \$2,007 |
| Motor vehicle, nontraffic | 7 | . | 2,802 | \$1,668 | . | \$4,123 | \$11,673 |
| Other trans. [(E800-7,E826)(.0-.2,.8,.9)],E827-9,E831,E833-45 | 5 | . | 1,572 | \$2,277 | . | \$4,617 | \$11,384 |
| Other and not elsewhere classified | 8 | . | 17,430 | \$1,012 | . | \$2,034 | \$8,095 |
| Intentional injuries | 4 | . | 11,765 | \$1,378 | . | \$4,261 | \$5,511 |
| Assault | 2 | . | 6,209 | \$1,936 | . | \$2,956 | \$3,872 |
| Unarmed fight,striking by blunt/thrown object | 1 | . | 3,030 | \$2,266 | . | \$2,581 | \$2,266 |
| Other mechanism | 1 | . | 2,750 | \$1,606 | . | \$2,602 | \$1,606 |
| Self-inflicted | 2 | . | 5,363 | \$820 | . | \$5,793 | \$1,639 |
| Poisoning | 1 | . | 3,754 | \$1,195 | . | \$5,871 | \$1,195 |
| Other mechanism | 1 | . | 301 | \$444 | . | \$13,316 | \$444 |
| Adverse effects of medical treatment | 9 | . | 16,875 | \$362 | . | \$8,737 | \$3,255 |

| Type of Injury**** | Hospital | Peer | State | Hospital | Peer | State | Hospital |
|-----------------------------|----------|------|---------|----------|------|---------|-----------|
| All Encounters | 186 | . | 196,138 | \$896 | . | \$2,933 | \$166,739 |
| Fractures | 44 | . | 31,582 | \$890 | . | \$7,269 | \$39,151 |
| Sprains | 14 | . | 37,593 | \$795 | . | \$1,115 | \$11,135 |
| Intracranial | 15 | . | 6,898 | \$995 | . | \$6,566 | \$14,928 |
| Open wounds | 30 | . | 42,825 | \$849 | . | \$1,071 | \$25,474 |
| Contusions | 19 | . | 23,793 | \$566 | . | \$1,089 | \$10,757 |
| Foreign bodies | 1 | . | 3,977 | \$638 | . | \$1,129 | \$638 |
| Burns | 3 | . | 2,799 | \$50 | . | \$2,519 | \$150 |
| Complications | 24 | . | 13,986 | \$1,005 | . | \$1,452 | \$24,115 |
| Poisoning and toxic effects | 11 | . | 9,819 | \$1,586 | . | \$4,296 | \$17,448 |
| Other injury | 25 | . | 16,976 | \$918 | . | \$6,684 | \$22,942 |

* Outliers were excluded in the calculation of average charges.
** Excludes professional fees.

*** Based on ICD-9 E-Code.
**** Based on Principal Diagnosis.

Table 8
ED Encounters Due to Injury or Poisoning
January 1, 2009 to December 31, 2009

Health District of Hospital: Southeastern Utah
Inpatient Peer group: Acute, rural, high CMI (n=7)

County: Carbon
Ownership: Investor-owned

ED beds: 9
Affiliation: Lifepoint Hospitals, Inc.

| Intent and mechanism of injury*** | # of Encounters | | | Average ER Charges (\$)* | | | Total Charges (\$) ** |
|---|-----------------|--------|---------|--------------------------|----------|----------|-----------------------|
| | Hospital | Peer | State | Hospital | Peer | State | Hospital |
| All Injury Encounters | 4,534 | 34,169 | 221,320 | \$1,511 | \$2,159 | \$3,037 | \$7,265,795 |
| Unintentional injuries | 4,188 | 30,024 | 190,714 | \$1,363 | \$1,708 | \$2,468 | \$6,016,121 |
| Falls | 1,265 | 9,900 | 63,783 | \$1,885 | \$2,402 | \$3,266 | \$2,521,973 |
| Motor vehicle traffic | 336 | 3,274 | 21,934 | \$2,370 | \$2,404 | \$4,096 | \$821,647 |
| Struck against or accidentally by object or persons | 798 | 4,154 | 26,325 | \$839 | \$876 | \$1,221 | \$688,448 |
| Overexertion and strenuous movements | 355 | 2,519 | 15,696 | \$722 | \$883 | \$1,143 | \$256,337 |
| Cutting or piercing instruments or objects | 295 | 2,057 | 13,533 | \$577 | \$655 | \$903 | \$184,935 |
| Natural and environmental factors | 173 | 1,152 | 6,758 | \$714 | \$878 | \$1,228 | \$141,907 |
| Poisoning | 89 | 693 | 4,905 | \$2,216 | \$2,521 | \$3,358 | \$229,273 |
| Fire and flames, hot subst/object caustic | 72 | 527 | 2,835 | \$825 | \$679 | \$1,398 | \$59,402 |
| Machinery | 25 | 227 | 1,213 | \$2,310 | \$1,514 | \$2,872 | \$57,755 |
| Pedal cyc,nontraffic/other | 63 | 608 | 4,110 | \$1,181 | \$1,812 | \$2,443 | \$76,707 |
| Motor vehicle, nontraffic | 125 | 757 | 2,802 | \$1,939 | \$2,548 | \$4,123 | \$275,019 |
| Other trans. [(E800-7,E826)(.0-.2,.8,.9)],E827-9,E831,E833-45 | 34 | 290 | 1,572 | \$3,123 | \$2,466 | \$4,617 | \$108,453 |
| Suffocation | 1 | 10 | 138 | \$561 | \$2,339 | \$8,927 | \$561 |
| Firearm missile | 7 | 54 | 292 | \$1,377 | \$1,450 | \$6,654 | \$9,637 |
| Other and not elsewhere classified | 269 | 2,587 | 17,430 | \$1,352 | \$1,268 | \$2,034 | \$363,791 |
| Mechanism unspecified | 281 | 1,215 | 7,388 | \$773 | \$1,636 | \$1,934 | \$220,276 |
| Intentional injuries | 179 | 1,306 | 11,765 | \$2,673 | \$3,136 | \$4,261 | \$494,595 |
| Assault | 89 | 682 | 6,209 | \$2,169 | \$1,714 | \$2,956 | \$198,916 |
| Unarmed fight,striking by blunt/thrown object | 56 | 431 | 3,030 | \$1,644 | \$1,627 | \$2,581 | \$98,465 |
| Cutting or piercing instrument | 1 | 22 | 363 | \$2,731 | \$2,562 | \$6,665 | \$2,731 |
| Firearm | 2 | 5 | 66 | \$26,397 | \$14,561 | \$20,130 | \$52,793 |
| Other mechanism | 30 | 224 | 2,750 | \$1,498 | \$1,514 | \$2,602 | \$44,927 |
| Self-inflicted | 88 | 593 | 5,363 | \$3,158 | \$4,870 | \$5,793 | \$287,618 |
| Poisoning | 60 | 405 | 3,754 | \$4,150 | \$5,773 | \$5,871 | \$255,230 |
| Cutting and piercing instrument | 25 | 139 | 1,215 | \$599 | \$2,383 | \$3,715 | \$20,052 |
| Suffocation | 1 | 15 | 93 | \$3,792 | \$5,466 | \$6,626 | \$3,792 |
| Other mechanism | 2 | 34 | 301 | \$4,272 | \$3,993 | \$13,316 | \$8,544 |
| Other cause of violence | 2 | 31 | 193 | \$4,031 | \$1,566 | \$3,059 | \$8,061 |
| Injuries of undetermined intent | 23 | 189 | 1,249 | \$3,487 | \$4,057 | \$4,774 | \$80,195 |
| Adverse effects of medical treatment | 144 | 2,481 | 16,875 | \$4,165 | \$7,121 | \$8,737 | \$674,884 |

| Type of Injury**** | Hospital | Peer | State | Hospital | Peer | State | Hospital |
|-----------------------------|----------|--------|---------|----------|---------|---------|-------------|
| All Encounters | 4,326 | 29,608 | 196,138 | \$1,443 | \$1,899 | \$2,933 | \$6,559,806 |
| Fractures | 644 | 4,985 | 31,582 | \$3,442 | \$4,439 | \$7,269 | \$2,292,433 |
| Sprains | 953 | 5,014 | 37,593 | \$858 | \$859 | \$1,115 | \$817,350 |
| Intracranial | 95 | 1,017 | 6,898 | \$3,566 | \$3,023 | \$6,566 | \$344,616 |
| Open wounds | 893 | 6,808 | 42,825 | \$665 | \$840 | \$1,071 | \$623,479 |
| Superficial | 154 | 821 | 5,890 | \$544 | \$557 | \$756 | \$87,020 |
| Contusions | 927 | 4,268 | 23,793 | \$933 | \$915 | \$1,089 | \$948,728 |
| Foreign bodies | 75 | 549 | 3,977 | \$480 | \$580 | \$1,129 | \$36,000 |
| Burns | 70 | 510 | 2,799 | \$690 | \$619 | \$2,519 | \$51,454 |
| Complications | 58 | 1,890 | 13,986 | \$1,193 | \$1,125 | \$1,452 | \$69,201 |
| Poisoning and toxic effects | 173 | 1,300 | 9,819 | \$2,738 | \$3,508 | \$4,296 | \$510,760 |
| Other injury | 284 | 2,446 | 16,976 | \$2,555 | \$3,880 | \$6,684 | \$778,765 |

* Outliers were excluded in the calculation of average charges.
** Excludes professional fees.

*** Based on ICD-9 E-Code.
**** Based on Principal Diagnosis.

Health District of Hospital: Central Utah
Inpatient Peer group: Acute, rural, low CMI (n=16)

County: Juab
Ownership: Not for profit

ED beds: 2
Affiliation: Freestanding

| Intent and mechanism of injury*** | # of Encounters | | | Average ER Charges (\$)* | | | Total Charges (\$)*** |
|---|-----------------|--------|---------|--------------------------|---------|---------|-----------------------|
| | Hospital | Peer | State | Hospital | Peer | State | Hospital |
| All Injury Encounters | 1,358 | 25,284 | 221,320 | \$1,193 | \$1,189 | \$3,037 | \$1,878,194 |
| Unintentional injuries | 1,222 | 23,240 | 190,714 | \$1,118 | \$1,075 | \$2,468 | \$1,593,472 |
| Falls | 350 | 5,795 | 63,783 | \$1,026 | \$1,364 | \$3,266 | \$495,331 |
| Motor vehicle traffic | 155 | 1,989 | 21,934 | \$2,339 | \$1,774 | \$4,096 | \$379,747 |
| Struck against or accidentally by object or persons | 148 | 2,524 | 26,325 | \$595 | \$724 | \$1,221 | \$102,091 |
| Overexertion and strenuous movements | 73 | 1,624 | 15,696 | \$479 | \$642 | \$1,143 | \$41,037 |
| Cutting or piercing instruments or objects | 81 | 1,729 | 13,533 | \$442 | \$589 | \$903 | \$35,787 |
| Natural and environmental factors | 58 | 1,008 | 6,758 | \$630 | \$767 | \$1,228 | \$48,733 |
| Poisoning | 26 | 385 | 4,905 | \$1,297 | \$2,120 | \$3,358 | \$33,720 |
| Fire and flames, hot subst/object caustic | 19 | 310 | 2,835 | \$874 | \$626 | \$1,398 | \$16,610 |
| Machinery | 14 | 188 | 1,213 | \$555 | \$938 | \$2,872 | \$7,764 |
| Pedal cyc,nontraffic/other | 17 | 549 | 4,110 | \$1,238 | \$909 | \$2,443 | \$21,047 |
| Motor vehicle, nontraffic | 87 | 708 | 2,802 | \$1,714 | \$1,518 | \$4,123 | \$150,902 |
| Other trans. [(E800-7,E826)(.0-.2,.8,.9)],E827-9,E831,E833-45 | 26 | 409 | 1,572 | \$1,511 | \$1,723 | \$4,617 | \$39,298 |
| Suffocation | 3 | 35 | 138 | \$5,510 | \$1,335 | \$8,927 | \$16,529 |
| Firearm missile | 9 | 51 | 292 | \$371 | \$1,081 | \$6,654 | \$3,341 |
| Other and not elsewhere classified | 148 | 5,315 | 17,430 | \$1,054 | \$879 | \$2,034 | \$193,955 |
| Mechanism unspecified | 8 | 621 | 7,388 | \$948 | \$1,147 | \$1,934 | \$7,581 |
| Intentional injuries | 28 | 669 | 11,765 | \$2,519 | \$1,971 | \$4,261 | \$81,008 |
| Assault | 16 | 388 | 6,209 | \$1,409 | \$1,466 | \$2,956 | \$22,549 |
| Unarmed fight,striking by blunt/thrown object | 10 | 271 | 3,030 | \$1,244 | \$1,396 | \$2,581 | \$12,436 |
| Other mechanism | 6 | 109 | 2,750 | \$1,686 | \$1,459 | \$2,602 | \$10,114 |
| Self-inflicted | 12 | 272 | 5,363 | \$4,134 | \$2,738 | \$5,793 | \$58,459 |
| Poisoning | 12 | 195 | 3,754 | \$4,134 | \$3,114 | \$5,871 | \$58,459 |
| Injuries of undetermined intent | 6 | 69 | 1,249 | \$2,813 | \$2,759 | \$4,774 | \$16,879 |
| Adverse effects of medical treatment | 67 | 1,230 | 16,875 | \$2,169 | \$2,848 | \$8,737 | \$164,162 |
| Unknown | 35 | 76 | 717 | \$648 | \$1,018 | \$1,461 | \$22,674 |
| Type of Injury**** | Hospital | Peer | State | Hospital | Peer | State | Hospital |
| All Encounters | 1,185 | 22,889 | 196,138 | \$1,049 | \$1,082 | \$2,933 | \$1,480,003 |
| Fractures | 218 | 3,598 | 31,582 | \$1,633 | \$1,986 | \$7,269 | \$498,595 |
| Sprains | 180 | 4,127 | 37,593 | \$774 | \$727 | \$1,115 | \$144,146 |
| Intracranial | 38 | 755 | 6,898 | \$2,810 | \$2,351 | \$6,566 | \$132,170 |
| Open wounds | 283 | 5,851 | 42,825 | \$484 | \$677 | \$1,071 | \$167,713 |
| Superficial | 41 | 888 | 5,890 | \$399 | \$533 | \$756 | \$16,355 |
| Contusions | 155 | 2,943 | 23,793 | \$686 | \$760 | \$1,089 | \$128,376 |
| Foreign bodies | 33 | 472 | 3,977 | \$587 | \$608 | \$1,129 | \$19,372 |
| Burns | 19 | 369 | 2,799 | \$493 | \$537 | \$2,519 | \$9,367 |
| Complications | 69 | 1,352 | 13,986 | \$1,674 | \$1,044 | \$1,452 | \$121,530 |
| Poisoning and toxic effects | 44 | 880 | 9,819 | \$2,023 | \$2,046 | \$4,296 | \$89,012 |
| Other injury | 105 | 1,654 | 16,976 | \$1,461 | \$1,516 | \$6,684 | \$153,367 |

* Outliers were excluded in the calculation of average charges.
** Excludes professional fees.

*** Based on ICD-9 E-Code.
**** Based on Principal Diagnosis.

Health District of Hospital: Davis County
Inpatient Peer group: Acute, urban, lower medium CMI (n=7)

County: Davis
Ownership: Investor-owned

ED beds: 21
Affiliation: IASIS Health Care

| Intent and mechanism of injury*** | # of Encounters | | | Average ER Charges (\$)* | | | Total Charges (\$)*** |
|---|-----------------|--------|---------|--------------------------|----------|----------|-----------------------|
| | Hospital | Peer | State | Hospital | Peer | State | Hospital |
| All Injury Encounters | 9,690 | 40,854 | 221,320 | \$2,462 | \$2,821 | \$3,037 | \$26,660,081 |
| Unintentional injuries | 8,662 | 35,207 | 190,714 | \$1,906 | \$2,241 | \$2,468 | \$17,914,466 |
| Falls | 2,872 | 12,109 | 63,783 | \$2,749 | \$3,238 | \$3,266 | \$8,479,368 |
| Motor vehicle traffic | 861 | 4,057 | 21,934 | \$1,777 | \$2,408 | \$4,096 | \$1,873,796 |
| Struck against or accidentally by object or persons | 1,465 | 5,035 | 26,325 | \$1,222 | \$1,254 | \$1,221 | \$1,845,373 |
| Overexertion and strenuous movements | 866 | 3,482 | 15,696 | \$1,304 | \$1,297 | \$1,143 | \$1,144,110 |
| Cutting or piercing instruments or objects | 803 | 2,880 | 13,533 | \$981 | \$956 | \$903 | \$796,107 |
| Natural and environmental factors | 291 | 1,287 | 6,758 | \$1,261 | \$1,239 | \$1,228 | \$376,352 |
| Poisoning | 305 | 1,069 | 4,905 | \$3,052 | \$3,899 | \$3,358 | \$1,128,963 |
| Fire and flames, hot subst/object caustic | 123 | 525 | 2,835 | \$1,086 | \$1,003 | \$1,398 | \$133,638 |
| Machinery | 36 | 186 | 1,213 | \$1,088 | \$1,747 | \$2,872 | \$39,168 |
| Pedal cyc,nontraffic/other | 137 | 593 | 4,110 | \$1,974 | \$2,063 | \$2,443 | \$307,302 |
| Motor vehicle, nontraffic | 47 | 320 | 2,802 | \$2,918 | \$3,795 | \$4,123 | \$157,621 |
| Other trans. [(E800-7,E826)(.0-.2,.8,.9)],E827-9,E831,E833-45 | 30 | 181 | 1,572 | \$2,606 | \$3,752 | \$4,617 | \$85,353 |
| Suffocation | 3 | 13 | 138 | \$22,765 | \$12,656 | \$8,927 | \$68,294 |
| Firearm missile | 9 | 39 | 292 | \$1,155 | \$2,520 | \$6,654 | \$10,395 |
| Other and not elsewhere classified | 419 | 2,143 | 17,430 | \$1,414 | \$1,867 | \$2,034 | \$624,777 |
| Mechanism unspecified | 395 | 1,288 | 7,388 | \$2,096 | \$2,185 | \$1,934 | \$843,851 |
| Intentional injuries | 483 | 2,706 | 11,765 | \$4,000 | \$4,014 | \$4,261 | \$2,200,145 |
| Assault | 210 | 1,436 | 6,209 | \$2,338 | \$2,334 | \$2,956 | \$513,936 |
| Unarmed fight,striking by blunt/thrown object | 100 | 721 | 3,030 | \$2,390 | \$2,369 | \$2,581 | \$245,025 |
| Cutting or piercing instrument | 7 | 77 | 363 | \$677 | \$2,640 | \$6,665 | \$11,779 |
| Other mechanism | 103 | 631 | 2,750 | \$2,386 | \$2,265 | \$2,602 | \$257,133 |
| Self-inflicted | 267 | 1,235 | 5,363 | \$5,374 | \$5,985 | \$5,793 | \$1,667,857 |
| Poisoning | 209 | 918 | 3,754 | \$6,334 | \$6,687 | \$5,871 | \$1,549,222 |
| Cutting and piercing instrument | 47 | 242 | 1,215 | \$1,922 | \$4,036 | \$3,715 | \$94,225 |
| Suffocation | 1 | 17 | 93 | \$1,071 | \$6,971 | \$6,626 | \$1,071 |
| Other mechanism | 10 | 58 | 301 | \$2,210 | \$2,597 | \$13,316 | \$23,338 |
| Other cause of violence | 6 | 35 | 193 | \$3,059 | \$2,267 | \$3,059 | \$18,352 |
| Injuries of undetermined intent | 55 | 175 | 1,249 | \$7,668 | \$7,548 | \$4,774 | \$428,942 |
| Adverse effects of medical treatment | 490 | 2,747 | 16,875 | \$10,676 | \$9,041 | \$8,737 | \$6,116,529 |

| Type of Injury**** | Hospital | Peer | State | Hospital | Peer | State | Hospital |
|-----------------------------|----------|--------|---------|----------|---------|---------|--------------|
| All Encounters | 9,297 | 37,224 | 196,138 | \$2,002 | \$2,404 | \$2,933 | \$20,713,237 |
| Fractures | 1,164 | 5,170 | 31,582 | \$4,170 | \$5,516 | \$7,269 | \$5,162,775 |
| Sprains | 2,072 | 8,755 | 37,593 | \$1,373 | \$1,366 | \$1,115 | \$2,984,724 |
| Intracranial | 272 | 1,082 | 6,898 | \$2,767 | \$4,294 | \$6,566 | \$761,186 |
| Open wounds | 2,372 | 8,259 | 42,825 | \$1,007 | \$1,135 | \$1,071 | \$2,468,939 |
| Superficial | 270 | 1,191 | 5,890 | \$753 | \$887 | \$756 | \$222,579 |
| Contusions | 1,203 | 4,663 | 23,793 | \$1,275 | \$1,305 | \$1,089 | \$1,869,058 |
| Foreign bodies | 192 | 719 | 3,977 | \$1,459 | \$1,486 | \$1,129 | \$280,215 |
| Burns | 126 | 512 | 2,799 | \$1,068 | \$982 | \$2,519 | \$134,607 |
| Complications | 416 | 1,951 | 13,986 | \$1,883 | \$1,892 | \$1,452 | \$888,499 |
| Poisoning and toxic effects | 579 | 2,145 | 9,819 | \$4,341 | \$4,821 | \$4,296 | \$2,965,256 |
| Other injury | 631 | 2,777 | 16,976 | \$3,866 | \$4,631 | \$6,684 | \$2,975,400 |

* Outliers were excluded in the calculation of average charges.
** Excludes professional fees.

*** Based on ICD-9 E-Code.
**** Based on Principal Diagnosis.

Table 8
ED Encounters Due to Injury or Poisoning
January 1, 2009 to December 31, 2009

Health District of Hospital: Central Utah
Inpatient Peer group: Acute, rural, low CMI (n=16)

County: Millard
Ownership: Not for profit

ED beds: 6
Affiliation: Intermountain Healthcare

| Intent and mechanism of injury*** | # of Encounters | | | Average ER Charges (\$)* | | | Total Charges (\$)*** |
|---|-----------------|--------|---------|--------------------------|---------|---------|-----------------------|
| | Hospital | Peer | State | Hospital | Peer | State | Hospital |
| All Injury Encounters | 1,051 | 25,284 | 221,320 | \$905 | \$1,189 | \$3,037 | \$1,056,938 |
| Unintentional injuries | 963 | 23,240 | 190,714 | \$871 | \$1,075 | \$2,468 | \$945,419 |
| Falls | 243 | 5,795 | 63,783 | \$984 | \$1,364 | \$3,266 | \$252,648 |
| Motor vehicle traffic | 68 | 1,989 | 21,934 | \$1,611 | \$1,774 | \$4,096 | \$113,296 |
| Struck against or accidentally by object or persons | 152 | 2,524 | 26,325 | \$750 | \$724 | \$1,221 | \$113,988 |
| Overexertion and strenuous movements | 95 | 1,624 | 15,696 | \$618 | \$642 | \$1,143 | \$58,677 |
| Cutting or piercing instruments or objects | 101 | 1,729 | 13,533 | \$650 | \$589 | \$903 | \$65,686 |
| Natural and environmental factors | 54 | 1,008 | 6,758 | \$667 | \$767 | \$1,228 | \$100,714 |
| Poisoning | 11 | 385 | 4,905 | \$1,971 | \$2,120 | \$3,358 | \$21,676 |
| Fire and flames, hot subst/object caustic | 20 | 310 | 2,835 | \$523 | \$626 | \$1,398 | \$10,464 |
| Machinery | 6 | 188 | 1,213 | \$1,907 | \$938 | \$2,872 | \$11,443 |
| Pedal cyc,nontraffic/other | 15 | 549 | 4,110 | \$762 | \$909 | \$2,443 | \$20,094 |
| Motor vehicle, nontraffic | 33 | 708 | 2,802 | \$1,122 | \$1,518 | \$4,123 | \$40,436 |
| Other trans. [(E800-7,E826)(.0-.2,.8,.9)],E827-9,E831,E833-45 | 23 | 409 | 1,572 | \$1,134 | \$1,723 | \$4,617 | \$26,074 |
| Firearm missile | 3 | 51 | 292 | \$1,253 | \$1,081 | \$6,654 | \$3,760 |
| Other and not elsewhere classified | 112 | 5,315 | 17,430 | \$673 | \$879 | \$2,034 | \$87,331 |
| Mechanism unspecified | 27 | 621 | 7,388 | \$709 | \$1,147 | \$1,934 | \$19,134 |
| Intentional injuries | 22 | 669 | 11,765 | \$1,277 | \$1,971 | \$4,261 | \$28,096 |
| Assault | 15 | 388 | 6,209 | \$1,263 | \$1,466 | \$2,956 | \$18,945 |
| Unarmed fight,striking by blunt/thrown object | 15 | 271 | 3,030 | \$1,263 | \$1,396 | \$2,581 | \$18,945 |
| Self-inflicted | 7 | 272 | 5,363 | \$1,307 | \$2,738 | \$5,793 | \$9,151 |
| Poisoning | 5 | 195 | 3,754 | \$1,314 | \$3,114 | \$5,871 | \$6,568 |
| Cutting and piercing instrument | 2 | 52 | 1,215 | \$1,292 | \$1,422 | \$3,715 | \$2,583 |
| Injuries of undetermined intent | 5 | 69 | 1,249 | \$379 | \$2,759 | \$4,774 | \$1,894 |
| Adverse effects of medical treatment | 61 | 1,230 | 16,875 | \$1,337 | \$2,848 | \$8,737 | \$81,529 |

| Type of Injury**** | Hospital | Peer | State | Hospital | Peer | State | Hospital |
|-----------------------------|----------|--------|---------|----------|---------|---------|-----------|
| All Encounters | 938 | 22,889 | 196,138 | \$835 | \$1,082 | \$2,933 | \$875,119 |
| Fractures | 152 | 3,598 | 31,582 | \$1,045 | \$1,986 | \$7,269 | \$162,366 |
| Sprains | 159 | 4,127 | 37,593 | \$634 | \$727 | \$1,115 | \$100,741 |
| Intracranial | 23 | 755 | 6,898 | \$1,574 | \$2,351 | \$6,566 | \$44,053 |
| Open wounds | 269 | 5,851 | 42,825 | \$780 | \$677 | \$1,071 | \$209,891 |
| Superficial | 42 | 888 | 5,890 | \$759 | \$533 | \$756 | \$41,788 |
| Contusions | 139 | 2,943 | 23,793 | \$775 | \$760 | \$1,089 | \$112,587 |
| Foreign bodies | 22 | 472 | 3,977 | \$513 | \$608 | \$1,129 | \$11,278 |
| Burns | 20 | 369 | 2,799 | \$485 | \$537 | \$2,519 | \$9,692 |
| Complications | 16 | 1,352 | 13,986 | \$1,305 | \$1,044 | \$1,452 | \$20,878 |
| Poisoning and toxic effects | 37 | 880 | 9,819 | \$857 | \$2,046 | \$4,296 | \$96,215 |
| Other injury | 59 | 1,654 | 16,976 | \$1,112 | \$1,516 | \$6,684 | \$65,631 |

* Outliers were excluded in the calculation of average charges.
** Excludes professional fees.

*** Based on ICD-9 E-Code.
**** Based on Principal Diagnosis.

Table 8
ED Encounters Due to Injury or Poisoning
January 1, 2009 to December 31, 2009

Health District of Hospital: Southwest Utah
Inpatient Peer group: Acute, rural, high CMI (n=7)

County: Washington
Ownership: Not for profit

ED beds: 12
Affiliation: Intermountain Healthcare

| Intent and mechanism of injury*** | # of Encounters | | | Average ER Charges (\$)* | | | Total Charges (\$)*** |
|---|-----------------|--------|---------|--------------------------|----------|----------|-----------------------|
| | Hospital | Peer | State | Hospital | Peer | State | Hospital |
| All Injury Encounters | 11,126 | 34,169 | 221,320 | \$3,035 | \$2,159 | \$3,037 | \$35,357,310 |
| Unintentional injuries | 9,562 | 30,024 | 190,714 | \$2,136 | \$1,708 | \$2,468 | \$21,474,948 |
| Falls | 3,492 | 9,900 | 63,783 | \$2,937 | \$2,402 | \$3,266 | \$10,703,069 |
| Motor vehicle traffic | 1,165 | 3,274 | 21,934 | \$2,543 | \$2,404 | \$4,096 | \$3,218,671 |
| Struck against or accidentally by object or persons | 1,199 | 4,154 | 26,325 | \$870 | \$876 | \$1,221 | \$1,097,029 |
| Overexertion and strenuous movements | 734 | 2,519 | 15,696 | \$1,018 | \$883 | \$1,143 | \$747,545 |
| Cutting or piercing instruments or objects | 373 | 2,057 | 13,533 | \$634 | \$655 | \$903 | \$236,455 |
| Natural and environmental factors | 333 | 1,152 | 6,758 | \$1,171 | \$878 | \$1,228 | \$465,554 |
| Poisoning | 269 | 693 | 4,905 | \$3,534 | \$2,521 | \$3,358 | \$988,603 |
| Fire and flames, hot subst/object caustic | 141 | 527 | 2,835 | \$827 | \$679 | \$1,398 | \$116,650 |
| Machinery | 74 | 227 | 1,213 | \$1,246 | \$1,514 | \$2,872 | \$92,186 |
| Pedal cyc,nontraffic/other | 221 | 608 | 4,110 | \$2,309 | \$1,812 | \$2,443 | \$526,949 |
| Motor vehicle, nontraffic | 251 | 757 | 2,802 | \$2,337 | \$2,548 | \$4,123 | \$624,220 |
| Other trans. [(E800-7,E826)(.0-.2,.8,.9)],E827-9,E831,E833-45 | 71 | 290 | 1,572 | \$2,252 | \$2,466 | \$4,617 | \$159,873 |
| Suffocation | 2 | 10 | 138 | \$1,598 | \$2,339 | \$8,927 | \$3,195 |
| Firearm missile | 14 | 54 | 292 | \$1,568 | \$1,450 | \$6,654 | \$21,955 |
| Other and not elsewhere classified | 773 | 2,587 | 17,430 | \$1,511 | \$1,268 | \$2,034 | \$1,196,059 |
| Mechanism unspecified | 450 | 1,215 | 7,388 | \$2,694 | \$1,636 | \$1,934 | \$1,276,934 |
| Intentional injuries | 421 | 1,306 | 11,765 | \$3,802 | \$3,136 | \$4,261 | \$1,623,920 |
| Assault | 213 | 682 | 6,209 | \$1,625 | \$1,714 | \$2,956 | \$349,273 |
| Unarmed fight,striking by blunt/thrown object | 173 | 431 | 3,030 | \$1,388 | \$1,627 | \$2,581 | \$240,177 |
| Cutting or piercing instrument | 4 | 22 | 363 | \$1,460 | \$2,562 | \$6,665 | \$9,211 |
| Firearm | 1 | 5 | 66 | \$15,492 | \$14,561 | \$20,130 | \$15,492 |
| Other mechanism | 35 | 224 | 2,750 | \$2,411 | \$1,514 | \$2,602 | \$84,392 |
| Self-inflicted | 192 | 593 | 5,363 | \$6,490 | \$4,870 | \$5,793 | \$1,260,230 |
| Poisoning | 133 | 405 | 3,754 | \$7,636 | \$5,773 | \$5,871 | \$1,021,135 |
| Cutting and piercing instrument | 45 | 139 | 1,215 | \$3,353 | \$2,383 | \$3,715 | \$150,897 |
| Suffocation | 4 | 15 | 93 | \$6,340 | \$5,466 | \$6,626 | \$25,360 |
| Other mechanism | 10 | 34 | 301 | \$5,554 | \$3,993 | \$13,316 | \$62,839 |
| Other cause of violence | 16 | 31 | 193 | \$901 | \$1,566 | \$3,059 | \$14,417 |
| Injuries of undetermined intent | 38 | 189 | 1,249 | \$10,268 | \$4,057 | \$4,774 | \$390,196 |
| Adverse effects of medical treatment | 1,103 | 2,481 | 16,875 | \$10,456 | \$7,121 | \$8,737 | \$11,860,009 |
| Unknown | 2 | 169 | 717 | \$4,118 | \$826 | \$1,461 | \$8,237 |

| Type of Injury**** | Hospital | Peer | State | Hospital | Peer | State | Hospital |
|-----------------------------|----------|--------|---------|----------|---------|---------|--------------|
| All Encounters | 9,225 | 29,608 | 196,138 | \$2,517 | \$1,899 | \$2,933 | \$25,290,048 |
| Fractures | 1,796 | 4,985 | 31,582 | \$5,143 | \$4,439 | \$7,269 | \$9,968,278 |
| Sprains | 1,680 | 5,014 | 37,593 | \$826 | \$859 | \$1,115 | \$1,400,891 |
| Intracranial | 506 | 1,017 | 6,898 | \$2,868 | \$3,023 | \$6,566 | \$1,535,581 |
| Open wounds | 2,024 | 6,808 | 42,825 | \$957 | \$840 | \$1,071 | \$2,035,301 |
| Superficial | 156 | 821 | 5,890 | \$481 | \$557 | \$756 | \$75,009 |
| Contusions | 1,395 | 4,268 | 23,793 | \$966 | \$915 | \$1,089 | \$1,458,524 |
| Foreign bodies | 159 | 549 | 3,977 | \$605 | \$580 | \$1,129 | \$96,148 |
| Burns | 148 | 510 | 2,799 | \$888 | \$619 | \$2,519 | \$131,458 |
| Complications | 196 | 1,890 | 13,986 | \$1,208 | \$1,125 | \$1,452 | \$284,521 |
| Poisoning and toxic effects | 375 | 1,300 | 9,819 | \$6,029 | \$3,508 | \$4,296 | \$2,815,065 |
| Other injury | 790 | 2,446 | 16,976 | \$6,579 | \$3,880 | \$6,684 | \$5,489,271 |

* Outliers were excluded in the calculation of average charges.
** Excludes professional fees.

*** Based on ICD-9 E-Code.
**** Based on Principal Diagnosis.

Table 8
ED Encounters Due to Injury or Poisoning
January 1, 2009 to December 31, 2009

Health District of Hospital: Central Utah
Inpatient Peer group: Acute, rural, low CMI (n=16)

County: Millard
Ownership: Not for profit

ED beds: 3
Affiliation: Intermountain Healthcare

| Intent and mechanism of injury*** | # of Encounters | | | Average ER Charges (\$)* | | | Total Charges (\$) ** |
|---|-----------------|--------|---------|--------------------------|---------|----------|-----------------------|
| | Hospital | Peer | State | Hospital | Peer | State | Hospital |
| All Injury Encounters | 559 | 25,284 | 221,320 | \$1,083 | \$1,189 | \$3,037 | \$616,788 |
| Unintentional injuries | 517 | 23,240 | 190,714 | \$1,032 | \$1,075 | \$2,468 | \$545,300 |
| Falls | 131 | 5,795 | 63,783 | \$1,029 | \$1,364 | \$3,266 | \$134,817 |
| Motor vehicle traffic | 75 | 1,989 | 21,934 | \$1,613 | \$1,774 | \$4,096 | \$125,688 |
| Struck against or accidentally by object or persons | 61 | 2,524 | 26,325 | \$633 | \$724 | \$1,221 | \$38,600 |
| Overexertion and strenuous movements | 35 | 1,624 | 15,696 | \$620 | \$642 | \$1,143 | \$21,694 |
| Cutting or piercing instruments or objects | 45 | 1,729 | 13,533 | \$568 | \$589 | \$903 | \$25,548 |
| Natural and environmental factors | 26 | 1,008 | 6,758 | \$528 | \$767 | \$1,228 | \$19,889 |
| Poisoning | 4 | 385 | 4,905 | \$3,183 | \$2,120 | \$3,358 | \$12,731 |
| Fire and flames, hot subst/object caustic | 10 | 310 | 2,835 | \$655 | \$626 | \$1,398 | \$6,547 |
| Machinery | 3 | 188 | 1,213 | \$1,195 | \$938 | \$2,872 | \$3,585 |
| Pedal cyc,nontraffic/other | 2 | 549 | 4,110 | \$3,562 | \$909 | \$2,443 | \$7,124 |
| Motor vehicle, nontraffic | 30 | 708 | 2,802 | \$1,893 | \$1,518 | \$4,123 | \$56,792 |
| Other trans. [(E800-7,E826)(.0-.2,.8,.9)],E827-9,E831,E833-45 | 14 | 409 | 1,572 | \$1,347 | \$1,723 | \$4,617 | \$18,864 |
| Other and not elsewhere classified | 66 | 5,315 | 17,430 | \$969 | \$879 | \$2,034 | \$63,934 |
| Mechanism unspecified | 15 | 621 | 7,388 | \$632 | \$1,147 | \$1,934 | \$9,487 |
| Intentional injuries | 12 | 669 | 11,765 | \$2,920 | \$1,971 | \$4,261 | \$35,038 |
| Assault | 5 | 388 | 6,209 | \$1,396 | \$1,466 | \$2,956 | \$6,982 |
| Unarmed fight,striking by blunt/thrown object | 4 | 271 | 3,030 | \$1,409 | \$1,396 | \$2,581 | \$5,635 |
| Other mechanism | 1 | 109 | 2,750 | \$1,347 | \$1,459 | \$2,602 | \$1,347 |
| Self-inflicted | 7 | 272 | 5,363 | \$4,008 | \$2,738 | \$5,793 | \$28,056 |
| Poisoning | 5 | 195 | 3,754 | \$5,262 | \$3,114 | \$5,871 | \$26,312 |
| Suffocation | 1 | 6 | 93 | \$713 | \$3,146 | \$6,626 | \$713 |
| Other mechanism | 1 | 19 | 301 | \$1,031 | \$2,348 | \$13,316 | \$1,031 |
| Injuries of undetermined intent | 1 | 69 | 1,249 | \$445 | \$2,759 | \$4,774 | \$445 |
| Adverse effects of medical treatment | 29 | 1,230 | 16,875 | \$1,242 | \$2,848 | \$8,737 | \$36,006 |

| Type of Injury**** | Hospital | Peer | State | Hospital | Peer | State | Hospital |
|-----------------------------|----------|--------|---------|----------|---------|---------|-----------|
| All Encounters | 505 | 22,889 | 196,138 | \$1,058 | \$1,082 | \$2,933 | \$545,810 |
| Fractures | 81 | 3,598 | 31,582 | \$1,483 | \$1,986 | \$7,269 | \$120,127 |
| Sprains | 98 | 4,127 | 37,593 | \$870 | \$727 | \$1,115 | \$85,223 |
| Intracranial | 14 | 755 | 6,898 | \$2,355 | \$2,351 | \$6,566 | \$32,963 |
| Open wounds | 143 | 5,851 | 42,825 | \$919 | \$677 | \$1,071 | \$134,775 |
| Superficial | 20 | 888 | 5,890 | \$638 | \$533 | \$756 | \$12,756 |
| Contusions | 67 | 2,943 | 23,793 | \$764 | \$760 | \$1,089 | \$60,038 |
| Foreign bodies | 15 | 472 | 3,977 | \$579 | \$608 | \$1,129 | \$8,682 |
| Burns | 10 | 369 | 2,799 | \$870 | \$537 | \$2,519 | \$8,697 |
| Complications | 11 | 1,352 | 13,986 | \$766 | \$1,044 | \$1,452 | \$8,421 |
| Poisoning and toxic effects | 10 | 880 | 9,819 | \$3,266 | \$2,046 | \$4,296 | \$32,659 |
| Other injury | 36 | 1,654 | 16,976 | \$1,152 | \$1,516 | \$6,684 | \$41,468 |

* Outliers were excluded in the calculation of average charges.
** Excludes professional fees.

*** Based on ICD-9 E-Code.
**** Based on Principal Diagnosis.

Health District of Hospital: Southwest Utah
Inpatient Peer group: Acute, rural, low CMI (n=16)

County: Garfield
Ownership: Not for profit

ED beds: 2
Affiliation: Intermountain Healthcare

| Intent and mechanism of injury*** | # of Encounters | | | Average ER Charges (\$)* | | | Total Charges (\$) ** |
|---|-----------------|--------|---------|--------------------------|---------|---------|-----------------------|
| | Hospital | Peer | State | Hospital | Peer | State | Hospital |
| All Injury Encounters | 877 | 25,284 | 221,320 | \$1,162 | \$1,189 | \$3,037 | \$1,048,246 |
| Unintentional injuries | 812 | 23,240 | 190,714 | \$1,107 | \$1,075 | \$2,468 | \$922,037 |
| Falls | 231 | 5,795 | 63,783 | \$1,020 | \$1,364 | \$3,266 | \$242,584 |
| Motor vehicle traffic | 95 | 1,989 | 21,934 | \$2,102 | \$1,774 | \$4,096 | \$206,822 |
| Struck against or accidentally by object or persons | 95 | 2,524 | 26,325 | \$612 | \$724 | \$1,221 | \$58,152 |
| Overexertion and strenuous movements | 70 | 1,624 | 15,696 | \$649 | \$642 | \$1,143 | \$45,446 |
| Cutting or piercing instruments or objects | 83 | 1,729 | 13,533 | \$623 | \$589 | \$903 | \$51,717 |
| Natural and environmental factors | 60 | 1,008 | 6,758 | \$976 | \$767 | \$1,228 | \$58,578 |
| Poisoning | 4 | 385 | 4,905 | \$1,556 | \$2,120 | \$3,358 | \$6,223 |
| Fire and flames, hot subst/object caustic | 9 | 310 | 2,835 | \$459 | \$626 | \$1,398 | \$4,132 |
| Machinery | 4 | 188 | 1,213 | \$696 | \$938 | \$2,872 | \$2,785 |
| Pedal cyc,nontraffic/other | 18 | 549 | 4,110 | \$943 | \$909 | \$2,443 | \$16,974 |
| Motor vehicle, nontraffic | 9 | 708 | 2,802 | \$1,167 | \$1,518 | \$4,123 | \$10,503 |
| Other trans. [(E800-7,E826)(.0-.2,.8,.9)],E827-9,E831,E833-45 | 37 | 409 | 1,572 | \$2,198 | \$1,723 | \$4,617 | \$88,372 |
| Firearm missile | 1 | 51 | 292 | \$2,480 | \$1,081 | \$6,654 | \$2,480 |
| Other and not elsewhere classified | 80 | 5,315 | 17,430 | \$1,412 | \$879 | \$2,034 | \$112,930 |
| Mechanism unspecified | 16 | 621 | 7,388 | \$896 | \$1,147 | \$1,934 | \$14,339 |
| Intentional injuries | 12 | 669 | 11,765 | \$3,328 | \$1,971 | \$4,261 | \$39,933 |
| Assault | 7 | 388 | 6,209 | \$1,423 | \$1,466 | \$2,956 | \$9,964 |
| Unarmed fight,striking by blunt/thrown object | 6 | 271 | 3,030 | \$1,400 | \$1,396 | \$2,581 | \$8,398 |
| Other mechanism | 1 | 109 | 2,750 | \$1,566 | \$1,459 | \$2,602 | \$1,566 |
| Self-inflicted | 5 | 272 | 5,363 | \$5,994 | \$2,738 | \$5,793 | \$29,969 |
| Poisoning | 4 | 195 | 3,754 | \$5,666 | \$3,114 | \$5,871 | \$22,663 |
| Cutting and piercing instrument | 1 | 52 | 1,215 | \$7,306 | \$1,422 | \$3,715 | \$7,306 |
| Injuries of undetermined intent | 1 | 69 | 1,249 | \$1,787 | \$2,759 | \$4,774 | \$1,787 |
| Adverse effects of medical treatment | 52 | 1,230 | 16,875 | \$1,520 | \$2,848 | \$8,737 | \$84,489 |

| Type of Injury**** | Hospital | Peer | State | Hospital | Peer | State | Hospital |
|-----------------------------|----------|--------|---------|----------|---------|---------|-----------|
| All Encounters | 734 | 22,889 | 196,138 | \$1,145 | \$1,082 | \$2,933 | \$863,535 |
| Fractures | 156 | 3,598 | 31,582 | \$1,692 | \$1,986 | \$7,269 | \$263,919 |
| Sprains | 92 | 4,127 | 37,593 | \$659 | \$727 | \$1,115 | \$60,600 |
| Intracranial | 28 | 755 | 6,898 | \$2,801 | \$2,351 | \$6,566 | \$84,867 |
| Open wounds | 214 | 5,851 | 42,825 | \$721 | \$677 | \$1,071 | \$154,289 |
| Superficial | 23 | 888 | 5,890 | \$379 | \$533 | \$756 | \$8,728 |
| Contusions | 69 | 2,943 | 23,793 | \$861 | \$760 | \$1,089 | \$59,436 |
| Foreign bodies | 16 | 472 | 3,977 | \$476 | \$608 | \$1,129 | \$7,613 |
| Burns | 5 | 369 | 2,799 | \$454 | \$537 | \$2,519 | \$2,268 |
| Complications | 39 | 1,352 | 13,986 | \$877 | \$1,044 | \$1,452 | \$49,740 |
| Poisoning and toxic effects | 12 | 880 | 9,819 | \$2,630 | \$2,046 | \$4,296 | \$31,558 |
| Other injury | 80 | 1,654 | 16,976 | \$1,756 | \$1,516 | \$6,684 | \$140,516 |

* Outliers were excluded in the calculation of average charges.

** Excludes professional fees.

*** Based on ICD-9 E-Code.

**** Based on Principal Diagnosis.

Health District of Hospital: Central Utah
Inpatient Peer group: Acute, rural, low CMI (n=16)

County: Sanpete
Ownership: Government

ED beds: 3
Affiliation: Freestanding

| Intent and mechanism of injury*** | # of Encounters | | | Average ER Charges (\$)* | | | Total Charges (\$)*** |
|---|-----------------|--------|---------|--------------------------|---------|----------|-----------------------|
| | Hospital | Peer | State | Hospital | Peer | State | Hospital |
| All Injury Encounters | 1,390 | 25,284 | 221,320 | \$578 | \$1,189 | \$3,037 | \$848,268 |
| Unintentional injuries | 1,286 | 23,240 | 190,714 | \$537 | \$1,075 | \$2,468 | \$722,612 |
| Falls | 390 | 5,795 | 63,783 | \$655 | \$1,364 | \$3,266 | \$274,959 |
| Motor vehicle traffic | 92 | 1,989 | 21,934 | \$804 | \$1,774 | \$4,096 | \$73,987 |
| Struck against or accidentally by object or persons | 162 | 2,524 | 26,325 | \$375 | \$724 | \$1,221 | \$70,139 |
| Overexertion and strenuous movements | 106 | 1,624 | 15,696 | \$386 | \$642 | \$1,143 | \$40,899 |
| Cutting or piercing instruments or objects | 130 | 1,729 | 13,533 | \$329 | \$589 | \$903 | \$42,819 |
| Natural and environmental factors | 72 | 1,008 | 6,758 | \$364 | \$767 | \$1,228 | \$26,191 |
| Poisoning | 21 | 385 | 4,905 | \$734 | \$2,120 | \$3,358 | \$15,420 |
| Fire and flames, hot subst/object caustic | 20 | 310 | 2,835 | \$440 | \$626 | \$1,398 | \$8,805 |
| Machinery | 16 | 188 | 1,213 | \$959 | \$938 | \$2,872 | \$15,340 |
| Pedal cyc,nontraffic/other | 33 | 549 | 4,110 | \$496 | \$909 | \$2,443 | \$16,358 |
| Motor vehicle, nontraffic | 40 | 708 | 2,802 | \$708 | \$1,518 | \$4,123 | \$31,013 |
| Other trans. [(E800-7,E826)(.0-.2,.8,.9)],E827-9,E831,E833-45 | 31 | 409 | 1,572 | \$833 | \$1,723 | \$4,617 | \$25,834 |
| Suffocation | 9 | 35 | 138 | \$230 | \$1,335 | \$8,927 | \$2,068 |
| Firearm missile | 4 | 51 | 292 | \$406 | \$1,081 | \$6,654 | \$1,622 |
| Other and not elsewhere classified | 129 | 5,315 | 17,430 | \$510 | \$879 | \$2,034 | \$65,808 |
| Mechanism unspecified | 31 | 621 | 7,388 | \$366 | \$1,147 | \$1,934 | \$11,350 |
| Intentional injuries | 28 | 669 | 11,765 | \$1,300 | \$1,971 | \$4,261 | \$40,282 |
| Assault | 17 | 388 | 6,209 | \$1,211 | \$1,466 | \$2,956 | \$20,594 |
| Unarmed fight,striking by blunt/thrown object | 12 | 271 | 3,030 | \$746 | \$1,396 | \$2,581 | \$8,954 |
| Cutting or piercing instrument | 2 | 7 | 363 | \$2,356 | \$4,096 | \$6,665 | \$4,711 |
| Other mechanism | 3 | 109 | 2,750 | \$2,310 | \$1,459 | \$2,602 | \$6,929 |
| Self-inflicted | 11 | 272 | 5,363 | \$1,451 | \$2,738 | \$5,793 | \$19,687 |
| Poisoning | 4 | 195 | 3,754 | \$2,227 | \$3,114 | \$5,871 | \$8,909 |
| Cutting and piercing instrument | 6 | 52 | 1,215 | \$700 | \$1,422 | \$3,715 | \$8,674 |
| Other mechanism | 1 | 19 | 301 | \$2,105 | \$2,348 | \$13,316 | \$2,105 |
| Injuries of undetermined intent | 5 | 69 | 1,249 | \$468 | \$2,759 | \$4,774 | \$2,339 |
| Adverse effects of medical treatment | 50 | 1,230 | 16,875 | \$1,295 | \$2,848 | \$8,737 | \$72,212 |
| Unknown | 21 | 76 | 717 | \$515 | \$1,018 | \$1,461 | \$10,823 |

| Type of Injury**** | Hospital | Peer | State | Hospital | Peer | State | Hospital |
|-----------------------------|----------|--------|---------|----------|---------|---------|-----------|
| All Encounters | 1,396 | 22,889 | 196,138 | \$536 | \$1,082 | \$2,933 | \$775,028 |
| Fractures | 201 | 3,598 | 31,582 | \$888 | \$1,986 | \$7,269 | \$197,412 |
| Sprains | 199 | 4,127 | 37,593 | \$400 | \$727 | \$1,115 | \$79,564 |
| Intracranial | 20 | 755 | 6,898 | \$842 | \$2,351 | \$6,566 | \$16,838 |
| Open wounds | 348 | 5,851 | 42,825 | \$408 | \$677 | \$1,071 | \$146,788 |
| Superficial | 54 | 888 | 5,890 | \$278 | \$533 | \$756 | \$15,030 |
| Contusions | 181 | 2,943 | 23,793 | \$458 | \$760 | \$1,089 | \$85,861 |
| Foreign bodies | 38 | 472 | 3,977 | \$379 | \$608 | \$1,129 | \$14,399 |
| Burns | 17 | 369 | 2,799 | \$748 | \$537 | \$2,519 | \$12,722 |
| Complications | 207 | 1,352 | 13,986 | \$514 | \$1,044 | \$1,452 | \$106,375 |
| Poisoning and toxic effects | 58 | 880 | 9,819 | \$605 | \$2,046 | \$4,296 | \$35,085 |
| Other injury | 73 | 1,654 | 16,976 | \$890 | \$1,516 | \$6,684 | \$64,954 |

* Outliers were excluded in the calculation of average charges.

** Excludes professional fees.

*** Based on ICD-9 E-Code.

**** Based on Principal Diagnosis.

Table 8
ED Encounters Due to Injury or Poisoning
January 1, 2009 to December 31, 2009

Health District of Hospital: Wasatch County
Inpatient Peer group: Acute, rural, low CMI (n=16)

County: Wasatch
Ownership: Not for profit

ED beds: 5
Affiliation: Intermountain Healthcare

| Intent and mechanism of injury*** | # of Encounters | | | Average ER Charges (\$)* | | | Total Charges (\$)*** |
|---|-----------------|--------|---------|--------------------------|---------|----------|-----------------------|
| | Hospital | Peer | State | Hospital | Peer | State | Hospital |
| All Injury Encounters | 2,379 | 25,284 | 221,320 | \$1,077 | \$1,189 | \$3,037 | \$2,602,491 |
| Unintentional injuries | 2,183 | 23,240 | 190,714 | \$1,055 | \$1,075 | \$2,468 | \$2,311,844 |
| Falls | 724 | 5,795 | 63,783 | \$1,385 | \$1,364 | \$3,266 | \$1,002,648 |
| Motor vehicle traffic | 158 | 1,989 | 21,934 | \$1,251 | \$1,774 | \$4,096 | \$197,737 |
| Struck against or accidentally by object or persons | 241 | 2,524 | 26,325 | \$691 | \$724 | \$1,221 | \$171,889 |
| Overexertion and strenuous movements | 147 | 1,624 | 15,696 | \$570 | \$642 | \$1,143 | \$83,785 |
| Cutting or piercing instruments or objects | 200 | 1,729 | 13,533 | \$655 | \$589 | \$903 | \$130,983 |
| Natural and environmental factors | 128 | 1,008 | 6,758 | \$653 | \$767 | \$1,228 | \$83,637 |
| Poisoning | 48 | 385 | 4,905 | \$1,400 | \$2,120 | \$3,358 | \$67,195 |
| Fire and flames, hot subst/object caustic | 32 | 310 | 2,835 | \$498 | \$626 | \$1,398 | \$15,946 |
| Machinery | 20 | 188 | 1,213 | \$919 | \$938 | \$2,872 | \$18,388 |
| Pedal cyc,nontraffic/other | 57 | 549 | 4,110 | \$969 | \$909 | \$2,443 | \$55,205 |
| Motor vehicle, nontraffic | 107 | 708 | 2,802 | \$1,588 | \$1,518 | \$4,123 | \$173,748 |
| Other trans. [(E800-7,E826)(.0-.2,.8,.9)],E827-9,E831,E833-45 | 70 | 409 | 1,572 | \$1,379 | \$1,723 | \$4,617 | \$96,512 |
| Firearm missile | 6 | 51 | 292 | \$828 | \$1,081 | \$6,654 | \$4,965 |
| Other and not elsewhere classified | 170 | 5,315 | 17,430 | \$964 | \$879 | \$2,034 | \$163,834 |
| Mechanism unspecified | 75 | 621 | 7,388 | \$605 | \$1,147 | \$1,934 | \$45,372 |
| Intentional injuries | 47 | 669 | 11,765 | \$1,419 | \$1,971 | \$4,261 | \$66,680 |
| Assault | 32 | 388 | 6,209 | \$1,143 | \$1,466 | \$2,956 | \$36,586 |
| Unarmed fight,striking by blunt/thrown object | 15 | 271 | 3,030 | \$1,253 | \$1,396 | \$2,581 | \$18,799 |
| Other mechanism | 17 | 109 | 2,750 | \$1,046 | \$1,459 | \$2,602 | \$17,787 |
| Self-inflicted | 14 | 272 | 5,363 | \$2,117 | \$2,738 | \$5,793 | \$29,636 |
| Poisoning | 10 | 195 | 3,754 | \$2,281 | \$3,114 | \$5,871 | \$22,806 |
| Cutting and piercing instrument | 2 | 52 | 1,215 | \$1,209 | \$1,422 | \$3,715 | \$2,417 |
| Other mechanism | 2 | 19 | 301 | \$2,206 | \$2,348 | \$13,316 | \$4,413 |
| Other cause of violence | 1 | 9 | 193 | \$457 | \$934 | \$3,059 | \$457 |
| Injuries of undetermined intent | 1 | 69 | 1,249 | \$1,113 | \$2,759 | \$4,774 | \$1,113 |
| Adverse effects of medical treatment | 147 | 1,230 | 16,875 | \$1,303 | \$2,848 | \$8,737 | \$222,325 |
| Unknown | 1 | 76 | 717 | \$530 | \$1,018 | \$1,461 | \$530 |

| Type of Injury**** | Hospital | Peer | State | Hospital | Peer | State | Hospital |
|-----------------------------|----------|--------|---------|----------|---------|---------|-------------|
| All Encounters | 2,181 | 22,889 | 196,138 | \$1,038 | \$1,082 | \$2,933 | \$2,273,750 |
| Fractures | 348 | 3,598 | 31,582 | \$2,163 | \$1,986 | \$7,269 | \$760,086 |
| Sprains | 370 | 4,127 | 37,593 | \$715 | \$727 | \$1,115 | \$264,411 |
| Intracranial | 81 | 755 | 6,898 | \$1,766 | \$2,351 | \$6,566 | \$143,017 |
| Open wounds | 590 | 5,851 | 42,825 | \$731 | \$677 | \$1,071 | \$431,136 |
| Superficial | 52 | 888 | 5,890 | \$691 | \$533 | \$756 | \$35,936 |
| Contusions | 304 | 2,943 | 23,793 | \$719 | \$760 | \$1,089 | \$218,444 |
| Foreign bodies | 52 | 472 | 3,977 | \$459 | \$608 | \$1,129 | \$23,855 |
| Burns | 30 | 369 | 2,799 | \$514 | \$537 | \$2,519 | \$15,435 |
| Complications | 98 | 1,352 | 13,986 | \$924 | \$1,044 | \$1,452 | \$90,587 |
| Poisoning and toxic effects | 77 | 880 | 9,819 | \$1,226 | \$2,046 | \$4,296 | \$94,402 |
| Other injury | 179 | 1,654 | 16,976 | \$1,097 | \$1,516 | \$6,684 | \$196,441 |

* Outliers were excluded in the calculation of average charges.
** Excludes professional fees.

*** Based on ICD-9 E-Code.
**** Based on Principal Diagnosis.

Table 8
ED Encounters Due to Injury or Poisoning
January 1, 2009 to December 31, 2009

Health District of Hospital: Salt Lake County
Inpatient Peer group: Acute, urban, high CMI (n=2)

County: Salt Lake
Ownership: Not for profit

ED beds: 54
Affiliation: Intermountain Healthcare

| Intent and mechanism of injury*** | # of Encounters | | | Average ER Charges (\$)* | | | Total Charges (\$)*** |
|---|-----------------|--------|---------|--------------------------|----------|----------|-----------------------|
| | Hospital | Peer | State | Hospital | Peer | State | Hospital |
| All Injury Encounters | 21,953 | 31,362 | 221,320 | \$5,832 | \$6,359 | \$3,037 | \$145,936,860 |
| Unintentional injuries | 17,393 | 25,188 | 190,714 | \$4,570 | \$5,496 | \$2,468 | \$91,292,223 |
| Falls | 5,646 | 8,455 | 63,783 | \$5,876 | \$6,607 | \$3,266 | \$37,182,660 |
| Motor vehicle traffic | 3,060 | 4,276 | 21,934 | \$7,827 | \$10,049 | \$4,096 | \$27,448,565 |
| Struck against or accidentally by object or persons | 2,136 | 2,821 | 26,325 | \$1,724 | \$2,185 | \$1,221 | \$3,995,682 |
| Overexertion and strenuous movements | 1,269 | 1,832 | 15,696 | \$1,565 | \$1,400 | \$1,143 | \$2,049,841 |
| Cutting or piercing instruments or objects | 1,003 | 1,593 | 13,533 | \$1,221 | \$1,191 | \$903 | \$1,322,886 |
| Natural and environmental factors | 520 | 718 | 6,758 | \$1,696 | \$1,769 | \$1,228 | \$1,110,846 |
| Poisoning | 468 | 572 | 4,905 | \$5,924 | \$5,725 | \$3,358 | \$3,367,336 |
| Fire and flames, hot subst/object caustic | 207 | 395 | 2,835 | \$3,005 | \$4,993 | \$1,398 | \$622,039 |
| Machinery | 135 | 233 | 1,213 | \$6,218 | \$8,287 | \$2,872 | \$967,698 |
| Pedal cyc,nontraffic/other | 342 | 642 | 4,110 | \$4,154 | \$5,044 | \$2,443 | \$1,605,842 |
| Motor vehicle, nontraffic | 175 | 289 | 2,802 | \$9,450 | \$13,791 | \$4,123 | \$1,769,960 |
| Other trans. [(E800-7,E826)(.0-.2,.8,.9)],E827-9,E831,E833-45 | 139 | 213 | 1,572 | \$13,548 | \$14,185 | \$4,617 | \$2,079,036 |
| Suffocation | 9 | 14 | 138 | \$9,149 | \$7,261 | \$8,927 | \$82,343 |
| Firearm missile | 30 | 56 | 292 | \$8,512 | \$11,333 | \$6,654 | \$268,242 |
| Other and not elsewhere classified | 1,081 | 1,625 | 17,430 | \$4,005 | \$5,959 | \$2,034 | \$4,988,057 |
| Mechanism unspecified | 1,173 | 1,454 | 7,388 | \$1,934 | \$1,965 | \$1,934 | \$2,431,189 |
| Intentional injuries | 1,509 | 2,412 | 11,765 | \$6,549 | \$6,601 | \$4,261 | \$11,413,531 |
| Assault | 852 | 1,399 | 6,209 | \$5,341 | \$5,341 | \$2,956 | \$5,503,137 |
| Unarmed fight,striking by blunt/thrown object | 387 | 685 | 3,030 | \$4,272 | \$3,950 | \$2,581 | \$2,223,462 |
| Cutting or piercing instrument | 74 | 136 | 363 | \$13,925 | \$12,905 | \$6,665 | \$1,017,165 |
| Firearm | 24 | 35 | 66 | \$38,988 | \$32,941 | \$20,130 | \$870,957 |
| Other mechanism | 367 | 543 | 2,750 | \$2,984 | \$4,144 | \$2,602 | \$1,391,554 |
| Self-inflicted | 629 | 970 | 5,363 | \$8,112 | \$8,385 | \$5,793 | \$5,668,628 |
| Poisoning | 430 | 632 | 3,754 | \$6,218 | \$5,922 | \$5,871 | \$3,079,408 |
| Cutting and piercing instrument | 144 | 236 | 1,215 | \$6,794 | \$5,976 | \$3,715 | \$1,021,937 |
| Suffocation | 9 | 17 | 93 | \$17,942 | \$13,027 | \$6,626 | \$236,966 |
| Other mechanism | 46 | 85 | 301 | \$32,080 | \$34,510 | \$13,316 | \$1,330,316 |
| Other cause of violence | 28 | 43 | 193 | \$8,132 | \$6,428 | \$3,059 | \$241,766 |
| Injuries of undetermined intent | 165 | 239 | 1,249 | \$4,004 | \$4,688 | \$4,774 | \$806,091 |
| Adverse effects of medical treatment | 2,716 | 3,323 | 16,875 | \$14,053 | \$13,252 | \$8,737 | \$41,936,504 |
| Unknown | 170 | 200 | 717 | \$2,266 | \$2,066 | \$1,461 | \$488,511 |

| Type of Injury**** | Hospital | Peer | State | Hospital | Peer | State | Hospital |
|-----------------------------|----------|--------|---------|----------|----------|---------|---------------|
| All Encounters | 17,726 | 26,284 | 196,138 | \$5,994 | \$7,254 | \$2,933 | \$122,627,492 |
| Fractures | 3,016 | 4,803 | 31,582 | \$16,871 | \$19,826 | \$7,269 | \$54,429,231 |
| Sprains | 3,239 | 4,673 | 37,593 | \$1,190 | \$1,120 | \$1,115 | \$4,184,368 |
| Intracranial | 862 | 1,274 | 6,898 | \$13,026 | \$16,543 | \$6,566 | \$11,942,634 |
| Open wounds | 3,085 | 4,524 | 42,825 | \$1,616 | \$1,729 | \$1,071 | \$6,300,440 |
| Superficial | 460 | 733 | 5,890 | \$898 | \$912 | \$756 | \$517,123 |
| Contusions | 2,275 | 3,233 | 23,793 | \$1,231 | \$1,225 | \$1,089 | \$3,637,470 |
| Foreign bodies | 286 | 381 | 3,977 | \$1,216 | \$1,281 | \$1,129 | \$347,871 |
| Burns | 186 | 415 | 2,799 | \$836 | \$13,266 | \$2,519 | \$155,492 |
| Complications | 1,421 | 1,910 | 13,986 | \$1,781 | \$1,703 | \$1,452 | \$3,018,456 |
| Poisoning and toxic effects | 993 | 1,315 | 9,819 | \$6,196 | \$6,124 | \$4,296 | \$7,533,893 |
| Other injury | 1,903 | 3,023 | 16,976 | \$13,990 | \$15,158 | \$6,684 | \$30,560,515 |

* Outliers were excluded in the calculation of average charges.
** Excludes professional fees.

*** Based on ICD-9 E-Code.
**** Based on Principal Diagnosis.

Table 8
ED Encounters Due to Injury or Poisoning
January 1, 2009 to December 31, 2009

Health District of Hospital: Salt Lake County
Inpatient Peer group: Acute, urban, low CMI (n=6)

County: Salt Lake
Ownership: Investor-owned

ED beds: 10
Affiliation: IASIS Health Care

| Intent and mechanism of injury*** | # of Encounters | | | Average ER Charges (\$)* | | | Total Charges (\$)*** |
|---|-----------------|--------|---------|--------------------------|----------|----------|-----------------------|
| | Hospital | Peer | State | Hospital | Peer | State | Hospital |
| All Injury Encounters | 9,942 | 36,656 | 221,320 | \$2,702 | \$1,935 | \$3,037 | \$29,570,080 |
| Unintentional injuries | 8,350 | 32,229 | 190,714 | \$2,023 | \$1,616 | \$2,468 | \$18,139,768 |
| Falls | 2,611 | 10,764 | 63,783 | \$2,860 | \$2,246 | \$3,266 | \$7,929,893 |
| Motor vehicle traffic | 1,010 | 3,577 | 21,934 | \$1,933 | \$1,523 | \$4,096 | \$2,185,249 |
| Struck against or accidentally by object or persons | 1,224 | 5,597 | 26,325 | \$1,247 | \$1,029 | \$1,221 | \$1,634,584 |
| Overexertion and strenuous movements | 937 | 2,609 | 15,696 | \$1,394 | \$1,157 | \$1,143 | \$1,364,503 |
| Cutting or piercing instruments or objects | 601 | 2,394 | 13,533 | \$1,070 | \$846 | \$903 | \$649,816 |
| Natural and environmental factors | 259 | 951 | 6,758 | \$2,071 | \$1,149 | \$1,228 | \$562,768 |
| Poisoning | 276 | 904 | 4,905 | \$2,833 | \$2,326 | \$3,358 | \$899,744 |
| Fire and flames, hot subst/object caustic | 129 | 463 | 2,835 | \$1,136 | \$808 | \$1,398 | \$146,555 |
| Machinery | 83 | 188 | 1,213 | \$2,115 | \$1,580 | \$2,872 | \$175,540 |
| Pedal cyc,nontraffic/other | 168 | 729 | 4,110 | \$2,075 | \$1,655 | \$2,443 | \$405,387 |
| Motor vehicle, nontraffic | 66 | 288 | 2,802 | \$2,090 | \$1,865 | \$4,123 | \$170,175 |
| Other trans. [(E800-7,E826)(.0-.2,.8,.9)],E827-9,E831,E833-45 | 54 | 195 | 1,572 | \$3,536 | \$2,573 | \$4,617 | \$201,051 |
| Suffocation | 6 | 18 | 138 | \$34,403 | \$18,454 | \$8,927 | \$206,417 |
| Firearm missile | 9 | 33 | 292 | \$1,514 | \$1,279 | \$6,654 | \$13,629 |
| Other and not elsewhere classified | 642 | 2,567 | 17,430 | \$1,800 | \$1,482 | \$2,034 | \$1,241,146 |
| Mechanism unspecified | 275 | 952 | 7,388 | \$1,242 | \$1,515 | \$1,934 | \$353,311 |
| Intentional injuries | 639 | 1,646 | 11,765 | \$3,629 | \$2,994 | \$4,261 | \$2,505,628 |
| Assault | 289 | 720 | 6,209 | \$2,045 | \$1,698 | \$2,956 | \$648,542 |
| Unarmed fight,striking by blunt/thrown object | 94 | 249 | 3,030 | \$1,948 | \$1,643 | \$2,581 | \$183,081 |
| Cutting or piercing instrument | 14 | 23 | 363 | \$2,846 | \$2,360 | \$6,665 | \$52,168 |
| Firearm | 2 | 6 | 66 | \$7,255 | \$4,220 | \$20,130 | \$14,511 |
| Other mechanism | 179 | 442 | 2,750 | \$1,986 | \$1,664 | \$2,602 | \$398,781 |
| Self-inflicted | 342 | 906 | 5,363 | \$4,989 | \$4,052 | \$5,793 | \$1,839,911 |
| Poisoning | 268 | 685 | 3,754 | \$5,581 | \$4,611 | \$5,871 | \$1,621,338 |
| Cutting and piercing instrument | 64 | 185 | 1,215 | \$2,364 | \$2,200 | \$3,715 | \$155,381 |
| Suffocation | 7 | 15 | 93 | \$7,398 | \$4,883 | \$6,626 | \$51,786 |
| Other mechanism | 3 | 21 | 301 | \$3,802 | \$1,683 | \$13,316 | \$11,406 |
| Other cause of violence | 8 | 20 | 193 | \$2,147 | \$1,449 | \$3,059 | \$17,176 |
| Injuries of undetermined intent | 41 | 163 | 1,249 | \$5,877 | \$5,029 | \$4,774 | \$316,633 |
| Adverse effects of medical treatment | 907 | 2,478 | 16,875 | \$8,419 | \$5,316 | \$8,737 | \$8,603,821 |
| Unknown | 5 | 140 | 717 | \$846 | \$901 | \$1,461 | \$4,230 |

| Type of Injury**** | Hospital | Peer | State | Hospital | Peer | State | Hospital |
|-----------------------------|----------|--------|---------|----------|---------|---------|--------------|
| All Encounters | 8,911 | 33,379 | 196,138 | \$2,253 | \$1,721 | \$2,933 | \$22,275,229 |
| Fractures | 1,302 | 4,935 | 31,582 | \$4,616 | \$3,535 | \$7,269 | \$6,306,214 |
| Sprains | 2,085 | 7,031 | 37,593 | \$1,306 | \$1,038 | \$1,115 | \$2,817,064 |
| Intracranial | 275 | 956 | 6,898 | \$2,488 | \$2,340 | \$6,566 | \$684,331 |
| Open wounds | 1,900 | 7,640 | 42,825 | \$1,202 | \$978 | \$1,071 | \$2,382,932 |
| Superficial | 232 | 821 | 5,890 | \$928 | \$767 | \$756 | \$219,394 |
| Contusions | 1,038 | 3,784 | 23,793 | \$1,169 | \$1,018 | \$1,089 | \$1,501,230 |
| Foreign bodies | 173 | 724 | 3,977 | \$1,577 | \$1,076 | \$1,129 | \$274,480 |
| Burns | 108 | 421 | 2,799 | \$890 | \$696 | \$2,519 | \$96,168 |
| Complications | 495 | 2,576 | 13,986 | \$1,942 | \$1,349 | \$1,452 | \$1,050,348 |
| Poisoning and toxic effects | 606 | 1,832 | 9,819 | \$4,626 | \$3,631 | \$4,296 | \$3,285,064 |
| Other injury | 697 | 2,659 | 16,976 | \$4,238 | \$2,825 | \$6,684 | \$3,658,004 |

* Outliers were excluded in the calculation of average charges.
** Excludes professional fees.

*** Based on ICD-9 E-Code.
**** Based on Principal Diagnosis.

Health District of Hospital: Southwest Utah
Inpatient Peer group: Acute, rural, low CMI (n=16)

County: Kane
Ownership: Government

ED beds: 1
Affiliation: Management

| Intent and mechanism of injury*** | # of Encounters | | | Average ER Charges (\$)* | | | Total Charges (\$)*** |
|---|-----------------|--------|---------|--------------------------|---------|----------|-----------------------|
| | Hospital | Peer | State | Hospital | Peer | State | Hospital |
| All Injury Encounters | 988 | 25,284 | 221,320 | \$430 | \$1,189 | \$3,037 | \$424,010 |
| Unintentional injuries | 933 | 23,240 | 190,714 | \$409 | \$1,075 | \$2,468 | \$381,169 |
| Falls | 298 | 5,795 | 63,783 | \$411 | \$1,364 | \$3,266 | \$122,443 |
| Motor vehicle traffic | 152 | 1,989 | 21,934 | \$516 | \$1,774 | \$4,096 | \$78,452 |
| Struck against or accidentally by object or persons | 106 | 2,524 | 26,325 | \$340 | \$724 | \$1,221 | \$36,010 |
| Overexertion and strenuous movements | 74 | 1,624 | 15,696 | \$329 | \$642 | \$1,143 | \$24,312 |
| Cutting or piercing instruments or objects | 69 | 1,729 | 13,533 | \$332 | \$589 | \$903 | \$22,929 |
| Natural and environmental factors | 71 | 1,008 | 6,758 | \$353 | \$767 | \$1,228 | \$25,074 |
| Poisoning | 11 | 385 | 4,905 | \$438 | \$2,120 | \$3,358 | \$4,819 |
| Fire and flames, hot subst/object caustic | 11 | 310 | 2,835 | \$289 | \$626 | \$1,398 | \$3,182 |
| Machinery | 8 | 188 | 1,213 | \$391 | \$938 | \$2,872 | \$3,130 |
| Pedal cyc,nontraffic/other | 13 | 549 | 4,110 | \$294 | \$909 | \$2,443 | \$3,818 |
| Motor vehicle, nontraffic | 46 | 708 | 2,802 | \$504 | \$1,518 | \$4,123 | \$23,191 |
| Other trans. [(E800-7,E826)(.0-.2,.8,.9)],E827-9,E831,E833-45 | 9 | 409 | 1,572 | \$458 | \$1,723 | \$4,617 | \$4,122 |
| Suffocation | 1 | 35 | 138 | \$160 | \$1,335 | \$8,927 | \$160 |
| Firearm missile | 3 | 51 | 292 | \$861 | \$1,081 | \$6,654 | \$2,583 |
| Other and not elsewhere classified | 47 | 5,315 | 17,430 | \$443 | \$879 | \$2,034 | \$20,398 |
| Mechanism unspecified | 14 | 621 | 7,388 | \$468 | \$1,147 | \$1,934 | \$6,546 |
| Intentional injuries | 20 | 669 | 11,765 | \$515 | \$1,971 | \$4,261 | \$10,306 |
| Assault | 9 | 388 | 6,209 | \$470 | \$1,466 | \$2,956 | \$4,227 |
| Unarmed fight,striking by blunt/thrown object | 4 | 271 | 3,030 | \$420 | \$1,396 | \$2,581 | \$1,680 |
| Other mechanism | 5 | 109 | 2,750 | \$509 | \$1,459 | \$2,602 | \$2,547 |
| Self-inflicted | 11 | 272 | 5,363 | \$553 | \$2,738 | \$5,793 | \$6,079 |
| Poisoning | 4 | 195 | 3,754 | \$730 | \$3,114 | \$5,871 | \$2,920 |
| Cutting and piercing instrument | 5 | 52 | 1,215 | \$496 | \$1,422 | \$3,715 | \$2,479 |
| Other mechanism | 2 | 19 | 301 | \$341 | \$2,348 | \$13,316 | \$681 |
| Injuries of undetermined intent | 2 | 69 | 1,249 | \$612 | \$2,759 | \$4,774 | \$1,225 |
| Adverse effects of medical treatment | 32 | 1,230 | 16,875 | \$973 | \$2,848 | \$8,737 | \$31,150 |
| Unknown | 1 | 76 | 717 | \$160 | \$1,018 | \$1,461 | \$160 |
| Type of Injury**** | Hospital | Peer | State | Hospital | Peer | State | Hospital |
| All Encounters | 914 | 22,889 | 196,138 | \$425 | \$1,082 | \$2,933 | \$388,550 |
| Fractures | 178 | 3,598 | 31,582 | \$554 | \$1,986 | \$7,269 | \$98,694 |
| Sprains | 179 | 4,127 | 37,593 | \$294 | \$727 | \$1,115 | \$52,691 |
| Intracranial | 42 | 755 | 6,898 | \$717 | \$2,351 | \$6,566 | \$30,106 |
| Open wounds | 241 | 5,851 | 42,825 | \$384 | \$677 | \$1,071 | \$92,625 |
| Superficial | 39 | 888 | 5,890 | \$308 | \$533 | \$756 | \$12,011 |
| Contusions | 124 | 2,943 | 23,793 | \$295 | \$760 | \$1,089 | \$36,613 |
| Foreign bodies | 8 | 472 | 3,977 | \$214 | \$608 | \$1,129 | \$1,711 |
| Burns | 14 | 369 | 2,799 | \$316 | \$537 | \$2,519 | \$4,425 |
| Complications | 8 | 1,352 | 13,986 | \$230 | \$1,044 | \$1,452 | \$1,838 |
| Poisoning and toxic effects | 28 | 880 | 9,819 | \$416 | \$2,046 | \$4,296 | \$11,659 |
| Other injury | 53 | 1,654 | 16,976 | \$871 | \$1,516 | \$6,684 | \$46,177 |

* Outliers were excluded in the calculation of average charges.

** Excludes professional fees.

*** Based on ICD-9 E-Code.

**** Based on Principal Diagnosis.

Health District of Hospital: Davis County
Inpatient Peer group: Acute, urban, lower medium CMI (n=7)

County: Davis
Ownership: Investor-owned

ED beds: 11
Affiliation: Mountainstar Healthcare

| Intent and mechanism of injury*** | # of Encounters | | | Average ER Charges (\$)* | | | Total Charges (\$)*** |
|---|-----------------|--------|---------|--------------------------|----------|----------|-----------------------|
| | Hospital | Peer | State | Hospital | Peer | State | Hospital |
| All Injury Encounters | 5,009 | 40,854 | 221,320 | \$3,042 | \$2,821 | \$3,037 | \$16,947,060 |
| Unintentional injuries | 4,315 | 35,207 | 190,714 | \$2,326 | \$2,241 | \$2,468 | \$11,232,838 |
| Falls | 1,640 | 12,109 | 63,783 | \$3,522 | \$3,238 | \$3,266 | \$6,333,714 |
| Motor vehicle traffic | 470 | 4,057 | 21,934 | \$1,947 | \$2,408 | \$4,096 | \$990,926 |
| Struck against or accidentally by object or persons | 557 | 5,035 | 26,325 | \$1,238 | \$1,254 | \$1,221 | \$704,882 |
| Overexertion and strenuous movements | 515 | 3,482 | 15,696 | \$1,246 | \$1,297 | \$1,143 | \$641,791 |
| Cutting or piercing instruments or objects | 345 | 2,880 | 13,533 | \$911 | \$956 | \$903 | \$314,440 |
| Natural and environmental factors | 150 | 1,287 | 6,758 | \$1,199 | \$1,239 | \$1,228 | \$179,907 |
| Poisoning | 127 | 1,069 | 4,905 | \$3,112 | \$3,899 | \$3,358 | \$395,172 |
| Fire and flames, hot subst/object caustic | 51 | 525 | 2,835 | \$636 | \$1,003 | \$1,398 | \$32,436 |
| Machinery | 12 | 186 | 1,213 | \$1,646 | \$1,747 | \$2,872 | \$19,752 |
| Pedal cyc,nontraffic/other | 50 | 593 | 4,110 | \$1,982 | \$2,063 | \$2,443 | \$120,050 |
| Motor vehicle, nontraffic | 46 | 320 | 2,802 | \$6,036 | \$3,795 | \$4,123 | \$283,803 |
| Other trans. [(E800-7,E826)(.0-.2,.8,.9)],E827-9,E831,E833-45 | 16 | 181 | 1,572 | \$2,807 | \$3,752 | \$4,617 | \$44,918 |
| Suffocation | 1 | 13 | 138 | \$20,167 | \$12,656 | \$8,927 | \$20,167 |
| Firearm missile | 3 | 39 | 292 | \$1,895 | \$2,520 | \$6,654 | \$5,686 |
| Other and not elsewhere classified | 286 | 2,143 | 17,430 | \$1,897 | \$1,867 | \$2,034 | \$1,008,220 |
| Mechanism unspecified | 46 | 1,288 | 7,388 | \$2,978 | \$2,185 | \$1,934 | \$136,974 |
| Intentional injuries | 289 | 2,706 | 11,765 | \$6,464 | \$4,014 | \$4,261 | \$1,965,820 |
| Assault | 106 | 1,436 | 6,209 | \$2,057 | \$2,334 | \$2,956 | \$229,671 |
| Unarmed fight,striking by blunt/thrown object | 58 | 721 | 3,030 | \$2,004 | \$2,369 | \$2,581 | \$124,977 |
| Cutting or piercing instrument | 3 | 77 | 363 | \$1,064 | \$2,640 | \$6,665 | \$7,204 |
| Other mechanism | 45 | 631 | 2,750 | \$2,166 | \$2,265 | \$2,602 | \$97,490 |
| Self-inflicted | 177 | 1,235 | 5,363 | \$9,289 | \$5,985 | \$5,793 | \$1,722,481 |
| Poisoning | 127 | 918 | 3,754 | \$10,583 | \$6,687 | \$5,871 | \$1,401,095 |
| Cutting and piercing instrument | 34 | 242 | 1,215 | \$7,289 | \$4,036 | \$3,715 | \$255,185 |
| Suffocation | 1 | 17 | 93 | \$2,509 | \$6,971 | \$6,626 | \$2,509 |
| Other mechanism | 15 | 58 | 301 | \$3,399 | \$2,597 | \$13,316 | \$63,692 |
| Other cause of violence | 6 | 35 | 193 | \$2,278 | \$2,267 | \$3,059 | \$13,668 |
| Injuries of undetermined intent | 19 | 175 | 1,249 | \$7,369 | \$7,548 | \$4,774 | \$140,009 |
| Adverse effects of medical treatment | 383 | 2,747 | 16,875 | \$8,414 | \$9,041 | \$8,737 | \$3,572,386 |
| Unknown | 3 | 19 | 717 | \$12,002 | \$3,696 | \$1,461 | \$36,007 |
| Type of Injury**** | Hospital | Peer | State | Hospital | Peer | State | Hospital |
| All Encounters | 4,289 | 37,224 | 196,138 | \$2,553 | \$2,404 | \$2,933 | \$11,921,453 |
| Fractures | 768 | 5,170 | 31,582 | \$5,647 | \$5,516 | \$7,269 | \$4,566,519 |
| Sprains | 933 | 8,755 | 37,593 | \$1,268 | \$1,366 | \$1,115 | \$1,218,586 |
| Intracranial | 129 | 1,082 | 6,898 | \$3,783 | \$4,294 | \$6,566 | \$488,040 |
| Open wounds | 942 | 8,259 | 42,825 | \$1,136 | \$1,135 | \$1,071 | \$1,140,199 |
| Superficial | 99 | 1,191 | 5,890 | \$951 | \$887 | \$756 | \$103,170 |
| Contusions | 476 | 4,663 | 23,793 | \$1,387 | \$1,305 | \$1,089 | \$752,186 |
| Foreign bodies | 91 | 719 | 3,977 | \$1,445 | \$1,486 | \$1,129 | \$141,274 |
| Burns | 52 | 512 | 2,799 | \$653 | \$982 | \$2,519 | \$33,974 |
| Complications | 202 | 1,951 | 13,986 | \$2,226 | \$1,892 | \$1,452 | \$488,261 |
| Poisoning and toxic effects | 251 | 2,145 | 9,819 | \$4,764 | \$4,821 | \$4,296 | \$1,324,694 |
| Other injury | 346 | 2,777 | 16,976 | \$3,984 | \$4,631 | \$6,684 | \$1,664,550 |

* Outliers were excluded in the calculation of average charges.

** Excludes professional fees.

*** Based on ICD-9 E-Code.

**** Based on Principal Diagnosis.

Health District of Hospital: Salt Lake County
Inpatient Peer group: Acute, urban, lower medium CMI (n=7)

County: Salt Lake
Ownership: Not for profit

ED beds: 24
Affiliation: Intermountain Healthcare

| Intent and mechanism of injury*** | # of Encounters | | | Average ER Charges (\$)* | | | Total Charges (\$)*** |
|---|-----------------|--------|---------|--------------------------|---------|----------|-----------------------|
| | Hospital | Peer | State | Hospital | Peer | State | Hospital |
| All Injury Encounters | 6,047 | 40,854 | 221,320 | \$3,281 | \$2,821 | \$3,037 | \$22,063,755 |
| Unintentional injuries | 4,789 | 35,207 | 190,714 | \$2,437 | \$2,241 | \$2,468 | \$12,483,708 |
| Falls | 1,719 | 12,109 | 63,783 | \$3,446 | \$3,238 | \$3,266 | \$6,238,870 |
| Motor vehicle traffic | 619 | 4,057 | 21,934 | \$1,620 | \$2,408 | \$4,096 | \$1,179,851 |
| Struck against or accidentally by object or persons | 480 | 5,035 | 26,325 | \$1,149 | \$1,254 | \$1,221 | \$551,634 |
| Overexertion and strenuous movements | 228 | 3,482 | 15,696 | \$1,005 | \$1,297 | \$1,143 | \$241,941 |
| Cutting or piercing instruments or objects | 418 | 2,880 | 13,533 | \$961 | \$956 | \$903 | \$401,767 |
| Natural and environmental factors | 183 | 1,287 | 6,758 | \$1,436 | \$1,239 | \$1,228 | \$262,726 |
| Poisoning | 118 | 1,069 | 4,905 | \$9,183 | \$3,899 | \$3,358 | \$1,164,944 |
| Fire and flames, hot subst/object caustic | 77 | 525 | 2,835 | \$986 | \$1,003 | \$1,398 | \$75,937 |
| Machinery | 29 | 186 | 1,213 | \$1,423 | \$1,747 | \$2,872 | \$41,275 |
| Pedal cyc,nontraffic/other | 132 | 593 | 4,110 | \$2,257 | \$2,063 | \$2,443 | \$308,078 |
| Motor vehicle, nontraffic | 26 | 320 | 2,802 | \$3,361 | \$3,795 | \$4,123 | \$87,385 |
| Other trans. [(E800-7,E826)(.0-.2,.8,.9)],E827-9,E831,E833-45 | 24 | 181 | 1,572 | \$3,381 | \$3,752 | \$4,617 | \$130,750 |
| Firearm missile | 4 | 39 | 292 | \$1,557 | \$2,520 | \$6,654 | \$6,227 |
| Other and not elsewhere classified | 333 | 2,143 | 17,430 | \$2,326 | \$1,867 | \$2,034 | \$838,880 |
| Mechanism unspecified | 399 | 1,288 | 7,388 | \$2,202 | \$2,185 | \$1,934 | \$953,442 |
| Intentional injuries | 558 | 2,706 | 11,765 | \$3,920 | \$4,014 | \$4,261 | \$2,283,521 |
| Assault | 387 | 1,436 | 6,209 | \$2,349 | \$2,334 | \$2,956 | \$949,013 |
| Unarmed fight,striking by blunt/thrown object | 131 | 721 | 3,030 | \$2,326 | \$2,369 | \$2,581 | \$322,107 |
| Cutting or piercing instrument | 30 | 77 | 363 | \$1,956 | \$2,640 | \$6,665 | \$58,676 |
| Firearm | 3 | 7 | 66 | \$2,192 | \$2,162 | \$20,130 | \$6,576 |
| Other mechanism | 223 | 631 | 2,750 | \$2,419 | \$2,265 | \$2,602 | \$561,654 |
| Self-inflicted | 169 | 1,235 | 5,363 | \$7,538 | \$5,985 | \$5,793 | \$1,331,134 |
| Poisoning | 114 | 918 | 3,754 | \$8,997 | \$6,687 | \$5,871 | \$1,043,742 |
| Cutting and piercing instrument | 49 | 242 | 1,215 | \$4,758 | \$4,036 | \$3,715 | \$273,355 |
| Other mechanism | 6 | 58 | 301 | \$2,339 | \$2,597 | \$13,316 | \$14,037 |
| Other cause of violence | 2 | 35 | 193 | \$1,687 | \$2,267 | \$3,059 | \$3,375 |
| Injuries of undetermined intent | 16 | 175 | 1,249 | \$8,806 | \$7,548 | \$4,774 | \$140,892 |
| Adverse effects of medical treatment | 679 | 2,747 | 16,875 | \$8,948 | \$9,041 | \$8,737 | \$7,137,577 |
| Unknown | 5 | 19 | 717 | \$2,687 | \$3,696 | \$1,461 | \$18,057 |
| Type of Injury**** | Hospital | Peer | State | Hospital | Peer | State | Hospital |
| All Encounters | 4,897 | 37,224 | 196,138 | \$2,693 | \$2,404 | \$2,933 | \$13,905,083 |
| Fractures | 737 | 5,170 | 31,582 | \$5,430 | \$5,516 | \$7,269 | \$4,134,254 |
| Sprains | 888 | 8,755 | 37,593 | \$1,058 | \$1,366 | \$1,115 | \$986,903 |
| Intracranial | 84 | 1,082 | 6,898 | \$2,829 | \$4,294 | \$6,566 | \$237,625 |
| Open wounds | 1,075 | 8,259 | 42,825 | \$1,187 | \$1,135 | \$1,071 | \$1,296,852 |
| Superficial | 162 | 1,191 | 5,890 | \$812 | \$887 | \$756 | \$172,126 |
| Contusions | 685 | 4,663 | 23,793 | \$1,262 | \$1,305 | \$1,089 | \$950,441 |
| Foreign bodies | 89 | 719 | 3,977 | \$1,933 | \$1,486 | \$1,129 | \$172,031 |
| Burns | 69 | 512 | 2,799 | \$732 | \$982 | \$2,519 | \$50,518 |
| Complications | 443 | 1,951 | 13,986 | \$1,846 | \$1,892 | \$1,452 | \$877,128 |
| Poisoning and toxic effects | 223 | 2,145 | 9,819 | \$8,299 | \$4,821 | \$4,296 | \$1,924,310 |
| Other injury | 442 | 2,777 | 16,976 | \$6,571 | \$4,631 | \$6,684 | \$3,102,895 |

* Outliers were excluded in the calculation of average charges.

** Excludes professional fees.

*** Based on ICD-9 E-Code.

**** Based on Principal Diagnosis.

Table 8
ED Encounters Due to Injury or Poisoning
January 1, 2009 to December 31, 2009

Health District of Hospital: Bear River
Inpatient Peer group: Acute, rural, high CMI (n=7)

County: Cache
Ownership: Not for profit

ED beds: 16
Affiliation: Intermountain Healthcare

| Intent and mechanism of injury*** | # of Encounters | | | Average ER Charges (\$)* | | | Total Charges (\$)*** |
|---|-----------------|--------|---------|--------------------------|----------|----------|-----------------------|
| | Hospital | Peer | State | Hospital | Peer | State | Hospital |
| All Injury Encounters | 7,282 | 34,169 | 221,320 | \$2,252 | \$2,159 | \$3,037 | \$17,260,866 |
| Unintentional injuries | 6,262 | 30,024 | 190,714 | \$1,814 | \$1,708 | \$2,468 | \$11,831,240 |
| Falls | 2,096 | 9,900 | 63,783 | \$2,529 | \$2,402 | \$3,266 | \$5,448,938 |
| Motor vehicle traffic | 706 | 3,274 | 21,934 | \$2,444 | \$2,404 | \$4,096 | \$1,807,653 |
| Struck against or accidentally by object or persons | 807 | 4,154 | 26,325 | \$884 | \$876 | \$1,221 | \$732,174 |
| Overexertion and strenuous movements | 498 | 2,519 | 15,696 | \$1,016 | \$883 | \$1,143 | \$556,937 |
| Cutting or piercing instruments or objects | 453 | 2,057 | 13,533 | \$724 | \$655 | \$903 | \$327,913 |
| Natural and environmental factors | 231 | 1,152 | 6,758 | \$880 | \$878 | \$1,228 | \$210,550 |
| Poisoning | 149 | 693 | 4,905 | \$2,333 | \$2,521 | \$3,358 | \$381,796 |
| Fire and flames, hot subst/object caustic | 129 | 527 | 2,835 | \$625 | \$679 | \$1,398 | \$80,576 |
| Machinery | 61 | 227 | 1,213 | \$1,934 | \$1,514 | \$2,872 | \$117,952 |
| Pedal cyc,nontraffic/other | 125 | 608 | 4,110 | \$1,863 | \$1,812 | \$2,443 | \$242,573 |
| Motor vehicle, nontraffic | 135 | 757 | 2,802 | \$3,359 | \$2,548 | \$4,123 | \$463,274 |
| Other trans. [(E800-7,E826)(.0-.2,.8,.9)],E827-9,E831,E833-45 | 79 | 290 | 1,572 | \$3,147 | \$2,466 | \$4,617 | \$263,052 |
| Suffocation | 5 | 10 | 138 | \$3,056 | \$2,339 | \$8,927 | \$15,281 |
| Firearm missile | 6 | 54 | 292 | \$1,161 | \$1,450 | \$6,654 | \$6,968 |
| Other and not elsewhere classified | 590 | 2,587 | 17,430 | \$1,401 | \$1,268 | \$2,034 | \$897,774 |
| Mechanism unspecified | 192 | 1,215 | 7,388 | \$1,382 | \$1,636 | \$1,934 | \$277,831 |
| Intentional injuries | 272 | 1,306 | 11,765 | \$4,010 | \$3,136 | \$4,261 | \$1,181,597 |
| Assault | 122 | 682 | 6,209 | \$1,610 | \$1,714 | \$2,956 | \$228,822 |
| Unarmed fight,striking by blunt/thrown object | 90 | 431 | 3,030 | \$1,659 | \$1,627 | \$2,581 | \$169,843 |
| Cutting or piercing instrument | 10 | 22 | 363 | \$2,542 | \$2,562 | \$6,665 | \$36,150 |
| Firearm | 1 | 5 | 66 | \$1,564 | \$14,561 | \$20,130 | \$1,564 |
| Other mechanism | 21 | 224 | 2,750 | \$1,013 | \$1,514 | \$2,602 | \$21,264 |
| Self-inflicted | 144 | 593 | 5,363 | \$6,093 | \$4,870 | \$5,793 | \$933,180 |
| Poisoning | 99 | 405 | 3,754 | \$7,180 | \$5,773 | \$5,871 | \$744,502 |
| Cutting and piercing instrument | 31 | 139 | 1,215 | \$3,200 | \$2,383 | \$3,715 | \$109,449 |
| Suffocation | 4 | 15 | 93 | \$6,639 | \$5,466 | \$6,626 | \$26,556 |
| Other mechanism | 10 | 34 | 301 | \$4,024 | \$3,993 | \$13,316 | \$52,673 |
| Other cause of violence | 6 | 31 | 193 | \$3,266 | \$1,566 | \$3,059 | \$19,594 |
| Injuries of undetermined intent | 26 | 189 | 1,249 | \$2,211 | \$4,057 | \$4,774 | \$57,496 |
| Adverse effects of medical treatment | 587 | 2,481 | 16,875 | \$6,554 | \$7,121 | \$8,737 | \$4,094,234 |
| Unknown | 135 | 169 | 717 | \$713 | \$826 | \$1,461 | \$96,300 |

| Type of Injury**** | Hospital | Peer | State | Hospital | Peer | State | Hospital |
|-----------------------------|----------|--------|---------|----------|---------|---------|--------------|
| All Encounters | 6,029 | 29,608 | 196,138 | \$1,995 | \$1,899 | \$2,933 | \$12,440,120 |
| Fractures | 1,000 | 4,985 | 31,582 | \$5,221 | \$4,439 | \$7,269 | \$5,320,451 |
| Sprains | 620 | 5,014 | 37,593 | \$834 | \$859 | \$1,115 | \$540,385 |
| Intracranial | 108 | 1,017 | 6,898 | \$3,056 | \$3,023 | \$6,566 | \$330,039 |
| Open wounds | 1,403 | 6,808 | 42,825 | \$846 | \$840 | \$1,071 | \$1,227,918 |
| Superficial | 169 | 821 | 5,890 | \$689 | \$557 | \$756 | \$116,512 |
| Contusions | 531 | 4,268 | 23,793 | \$902 | \$915 | \$1,089 | \$524,788 |
| Foreign bodies | 120 | 549 | 3,977 | \$632 | \$580 | \$1,129 | \$75,860 |
| Burns | 110 | 510 | 2,799 | \$506 | \$619 | \$2,519 | \$55,663 |
| Complications | 1,092 | 1,890 | 13,986 | \$1,001 | \$1,125 | \$1,452 | \$1,112,331 |
| Poisoning and toxic effects | 285 | 1,300 | 9,819 | \$3,544 | \$3,508 | \$4,296 | \$1,089,980 |
| Other injury | 591 | 2,446 | 16,976 | \$3,353 | \$3,880 | \$6,684 | \$2,046,192 |

* Outliers were excluded in the calculation of average charges.
** Excludes professional fees.

*** Based on ICD-9 E-Code.
**** Based on Principal Diagnosis.

Table 8
ED Encounters Due to Injury or Poisoning
January 1, 2009 to December 31, 2009

Health District of Hospital: Weber/Morgan
Inpatient Peer group: Acute, urban, upper medium CMI (n=4)

County: Weber
Ownership: Not for profit

ED beds: 23
Affiliation: Intermountain Healthcare

| Intent and mechanism of injury*** | # of Encounters | | | Average ER Charges (\$)* | | | Total Charges (\$)*** |
|---|-----------------|--------|---------|--------------------------|----------|----------|-----------------------|
| | Hospital | Peer | State | Hospital | Peer | State | Hospital |
| All Injury Encounters | 16,384 | 42,629 | 221,320 | \$3,557 | \$3,671 | \$3,037 | \$64,454,238 |
| Unintentional injuries | 13,467 | 35,736 | 190,714 | \$2,809 | \$3,049 | \$2,468 | \$41,754,648 |
| Falls | 4,700 | 12,568 | 63,783 | \$3,740 | \$4,152 | \$3,266 | \$18,546,310 |
| Motor vehicle traffic | 1,651 | 4,334 | 21,934 | \$4,165 | \$4,396 | \$4,096 | \$7,970,802 |
| Struck against or accidentally by object or persons | 1,701 | 4,671 | 26,325 | \$1,480 | \$1,442 | \$1,221 | \$2,607,548 |
| Overexertion and strenuous movements | 1,065 | 3,320 | 15,696 | \$1,267 | \$1,325 | \$1,143 | \$1,415,494 |
| Cutting or piercing instruments or objects | 990 | 2,590 | 13,533 | \$1,129 | \$1,071 | \$903 | \$1,125,930 |
| Natural and environmental factors | 588 | 1,266 | 6,758 | \$1,459 | \$1,364 | \$1,228 | \$929,987 |
| Poisoning | 355 | 1,061 | 4,905 | \$4,366 | \$3,870 | \$3,358 | \$1,738,595 |
| Fire and flames, hot subst/object caustic | 216 | 486 | 2,835 | \$1,133 | \$1,034 | \$1,398 | \$283,048 |
| Machinery | 73 | 170 | 1,213 | \$1,788 | \$2,279 | \$2,872 | \$134,438 |
| Pedal cyc,nontraffic/other | 240 | 723 | 4,110 | \$2,443 | \$2,417 | \$2,443 | \$666,079 |
| Motor vehicle, nontraffic | 158 | 384 | 2,802 | \$3,526 | \$6,045 | \$4,123 | \$854,366 |
| Other trans. [(E800-7,E826)(.0-.2,.8,.9)],E827-9,E831,E833-45 | 114 | 229 | 1,572 | \$4,238 | \$6,839 | \$4,617 | \$513,085 |
| Suffocation | 12 | 31 | 138 | \$5,792 | \$12,564 | \$8,927 | \$238,463 |
| Firearm missile | 20 | 51 | 292 | \$4,658 | \$4,066 | \$6,654 | \$95,550 |
| Other and not elsewhere classified | 962 | 2,363 | 17,430 | \$2,770 | \$3,381 | \$2,034 | \$2,997,500 |
| Mechanism unspecified | 622 | 1,489 | 7,388 | \$2,407 | \$2,669 | \$1,934 | \$1,637,452 |
| Intentional injuries | 1,019 | 2,844 | 11,765 | \$4,829 | \$4,278 | \$4,261 | \$5,319,304 |
| Assault | 480 | 1,472 | 6,209 | \$2,765 | \$2,804 | \$2,956 | \$1,455,193 |
| Unarmed fight,striking by blunt/thrown object | 216 | 611 | 3,030 | \$2,574 | \$3,115 | \$2,581 | \$591,685 |
| Cutting or piercing instrument | 46 | 97 | 363 | \$5,953 | \$4,707 | \$6,665 | \$298,815 |
| Firearm | 6 | 11 | 66 | \$1,731 | \$2,621 | \$20,130 | \$33,184 |
| Other mechanism | 212 | 753 | 2,750 | \$2,341 | \$2,327 | \$2,602 | \$531,509 |
| Self-inflicted | 522 | 1,317 | 5,363 | \$6,768 | \$5,952 | \$5,793 | \$3,812,962 |
| Poisoning | 361 | 877 | 3,754 | \$7,593 | \$6,728 | \$5,871 | \$2,939,745 |
| Cutting and piercing instrument | 137 | 349 | 1,215 | \$4,745 | \$3,732 | \$3,715 | \$684,544 |
| Suffocation | 5 | 16 | 93 | \$8,974 | \$5,502 | \$6,626 | \$82,972 |
| Other mechanism | 19 | 75 | 301 | \$5,269 | \$7,484 | \$13,316 | \$105,702 |
| Other cause of violence | 17 | 55 | 193 | \$2,407 | \$2,796 | \$3,059 | \$51,149 |
| Injuries of undetermined intent | 159 | 394 | 1,249 | \$2,892 | \$4,158 | \$4,774 | \$496,020 |
| Adverse effects of medical treatment | 1,691 | 3,596 | 16,875 | \$8,912 | \$9,499 | \$8,737 | \$16,735,259 |
| Unknown | 48 | 59 | 717 | \$2,875 | \$3,184 | \$1,461 | \$149,007 |

| Type of Injury**** | Hospital | Peer | State | Hospital | Peer | State | Hospital |
|-----------------------------|----------|--------|---------|----------|---------|---------|--------------|
| All Encounters | 13,738 | 37,503 | 196,138 | \$3,516 | \$3,599 | \$2,933 | \$53,877,127 |
| Fractures | 2,359 | 6,106 | 31,582 | \$8,368 | \$9,190 | \$7,269 | \$21,446,733 |
| Sprains | 2,229 | 7,612 | 37,593 | \$1,302 | \$1,299 | \$1,115 | \$3,110,563 |
| Intracranial | 391 | 1,316 | 6,898 | \$7,147 | \$7,798 | \$6,566 | \$2,928,419 |
| Open wounds | 2,794 | 7,530 | 42,825 | \$1,220 | \$1,265 | \$1,071 | \$3,822,816 |
| Superficial | 469 | 1,108 | 5,890 | \$901 | \$929 | \$756 | \$553,307 |
| Contusions | 1,692 | 4,296 | 23,793 | \$1,281 | \$1,308 | \$1,089 | \$2,725,728 |
| Foreign bodies | 256 | 740 | 3,977 | \$1,389 | \$1,443 | \$1,129 | \$358,969 |
| Burns | 174 | 430 | 2,799 | \$941 | \$906 | \$2,519 | \$163,757 |
| Complications | 1,260 | 2,871 | 13,986 | \$1,759 | \$1,921 | \$1,452 | \$2,619,836 |
| Poisoning and toxic effects | 817 | 2,063 | 9,819 | \$5,094 | \$5,054 | \$4,296 | \$4,911,355 |
| Other injury | 1,297 | 3,431 | 16,976 | \$7,859 | \$7,637 | \$6,684 | \$11,235,646 |

* Outliers were excluded in the calculation of average charges.
** Excludes professional fees.

*** Based on ICD-9 E-Code.
**** Based on Principal Diagnosis.

Health District of Hospital: Southwest Utah
Inpatient Peer group: Acute, rural, low CMI (n=16)

County: Beaver
Ownership: Government

ED beds: 1
Affiliation: Freestanding

| Intent and mechanism of injury*** | # of Encounters | | | Average ER Charges (\$)* | | | Total Charges (\$)*** |
|---|-----------------|--------|---------|--------------------------|---------|---------|-----------------------|
| | Hospital | Peer | State | Hospital | Peer | State | Hospital |
| All Injury Encounters | 39 | 25,284 | 221,320 | \$472 | \$1,189 | \$3,037 | \$18,406 |
| Unintentional injuries | 38 | 23,240 | 190,714 | \$477 | \$1,075 | \$2,468 | \$18,134 |
| Falls | 4 | 5,795 | 63,783 | \$358 | \$1,364 | \$3,266 | \$1,431 |
| Motor vehicle traffic | 5 | 1,989 | 21,934 | \$902 | \$1,774 | \$4,096 | \$4,510 |
| Struck against or accidentally by object or persons | 1 | 2,524 | 26,325 | \$666 | \$724 | \$1,221 | \$666 |
| Cutting or piercing instruments or objects | 1 | 1,729 | 13,533 | \$513 | \$589 | \$903 | \$513 |
| Natural and environmental factors | 1 | 1,008 | 6,758 | \$70 | \$767 | \$1,228 | \$70 |
| Other trans. [(E800-7,E826)(.0-.2,.8,.9)],E827-9,E831,E833-45 | 1 | 409 | 1,572 | \$1,031 | \$1,723 | \$4,617 | \$1,031 |
| Other and not elsewhere classified | 25 | 5,315 | 17,430 | \$396 | \$879 | \$2,034 | \$9,912 |
| Intentional injuries | 1 | 669 | 11,765 | \$273 | \$1,971 | \$4,261 | \$273 |
| Assault | 1 | 388 | 6,209 | \$273 | \$1,466 | \$2,956 | \$273 |
| Unarmed fight,striking by blunt/thrown object | 1 | 271 | 3,030 | \$273 | \$1,396 | \$2,581 | \$273 |
| Type of Injury**** | Hospital | Peer | State | Hospital | Peer | State | Hospital |
| All Encounters | 49 | 22,889 | 196,138 | \$345 | \$1,082 | \$2,933 | \$22,218 |
| Fractures | 5 | 3,598 | 31,582 | \$437 | \$1,986 | \$7,269 | \$2,185 |
| Sprains | 8 | 4,127 | 37,593 | \$311 | \$727 | \$1,115 | \$2,490 |
| Intracranial | 2 | 755 | 6,898 | \$1,077 | \$2,351 | \$6,566 | \$2,153 |
| Open wounds | 19 | 5,851 | 42,825 | \$359 | \$677 | \$1,071 | \$12,134 |
| Superficial | 1 | 888 | 5,890 | \$110 | \$533 | \$756 | \$110 |
| Contusions | 3 | 2,943 | 23,793 | \$284 | \$760 | \$1,089 | \$852 |
| Foreign bodies | 6 | 472 | 3,977 | \$109 | \$608 | \$1,129 | \$657 |
| Burns | 2 | 369 | 2,799 | \$129 | \$537 | \$2,519 | \$259 |
| Poisoning and toxic effects | 1 | 880 | 9,819 | \$416 | \$2,046 | \$4,296 | \$416 |
| Other injury | 2 | 1,654 | 16,976 | \$481 | \$1,516 | \$6,684 | \$963 |

* Outliers were excluded in the calculation of average charges.

** Excludes professional fees.

*** Based on ICD-9 E-Code.

**** Based on Principal Diagnosis.

Health District of Hospital: Utah County
Inpatient Peer group: Acute, urban, lower medium CMI (n=7)

County: Utah
Ownership: Investor-owned

ED beds: 11
Affiliation: Mountainstar Healthcare

| Intent and mechanism of injury*** | # of Encounters | | | Average ER Charges (\$)* | | | Total Charges (\$)*** |
|---|-----------------|--------|---------|--------------------------|----------|----------|-----------------------|
| | Hospital | Peer | State | Hospital | Peer | State | Hospital |
| All Injury Encounters | 4,979 | 40,854 | 221,320 | \$2,088 | \$2,821 | \$3,037 | \$11,212,449 |
| Unintentional injuries | 4,554 | 35,207 | 190,714 | \$1,893 | \$2,241 | \$2,468 | \$9,282,412 |
| Falls | 1,573 | 12,109 | 63,783 | \$2,754 | \$3,238 | \$3,266 | \$4,700,369 |
| Motor vehicle traffic | 516 | 4,057 | 21,934 | \$2,226 | \$2,408 | \$4,096 | \$1,240,112 |
| Struck against or accidentally by object or persons | 712 | 5,035 | 26,325 | \$1,068 | \$1,254 | \$1,221 | \$780,033 |
| Overexertion and strenuous movements | 453 | 3,482 | 15,696 | \$1,086 | \$1,297 | \$1,143 | \$491,743 |
| Cutting or piercing instruments or objects | 333 | 2,880 | 13,533 | \$977 | \$956 | \$903 | \$331,430 |
| Natural and environmental factors | 170 | 1,287 | 6,758 | \$962 | \$1,239 | \$1,228 | \$175,703 |
| Poisoning | 158 | 1,069 | 4,905 | \$2,512 | \$3,899 | \$3,358 | \$396,888 |
| Fire and flames, hot subst/object caustic | 70 | 525 | 2,835 | \$739 | \$1,003 | \$1,398 | \$51,714 |
| Machinery | 21 | 186 | 1,213 | \$1,725 | \$1,747 | \$2,872 | \$36,228 |
| Pedal cyc,nontraffic/other | 72 | 593 | 4,110 | \$1,517 | \$2,063 | \$2,443 | \$125,734 |
| Motor vehicle, nontraffic | 107 | 320 | 2,802 | \$2,016 | \$3,795 | \$4,123 | \$252,172 |
| Other trans. [(E800-7,E826)(.0-.2,.8,.9)],E827-9,E831,E833-45 | 43 | 181 | 1,572 | \$3,236 | \$3,752 | \$4,617 | \$149,017 |
| Suffocation | 3 | 13 | 138 | \$589 | \$12,656 | \$8,927 | \$1,768 |
| Firearm missile | 4 | 39 | 292 | \$1,504 | \$2,520 | \$6,654 | \$6,017 |
| Other and not elsewhere classified | 267 | 2,143 | 17,430 | \$1,438 | \$1,867 | \$2,034 | \$456,114 |
| Mechanism unspecified | 52 | 1,288 | 7,388 | \$1,680 | \$2,185 | \$1,934 | \$87,370 |
| Intentional injuries | 218 | 2,706 | 11,765 | \$3,900 | \$4,014 | \$4,261 | \$856,326 |
| Assault | 103 | 1,436 | 6,209 | \$1,763 | \$2,334 | \$2,956 | \$185,122 |
| Unarmed fight,striking by blunt/thrown object | 21 | 721 | 3,030 | \$1,707 | \$2,369 | \$2,581 | \$37,637 |
| Cutting or piercing instrument | 4 | 77 | 363 | \$857 | \$2,640 | \$6,665 | \$3,428 |
| Other mechanism | 78 | 631 | 2,750 | \$1,824 | \$2,265 | \$2,602 | \$144,057 |
| Self-inflicted | 114 | 1,235 | 5,363 | \$5,848 | \$5,985 | \$5,793 | \$669,631 |
| Poisoning | 76 | 918 | 3,754 | \$6,293 | \$6,687 | \$5,871 | \$477,474 |
| Cutting and piercing instrument | 29 | 242 | 1,215 | \$4,030 | \$4,036 | \$3,715 | \$116,861 |
| Suffocation | 4 | 17 | 93 | \$11,576 | \$6,971 | \$6,626 | \$46,302 |
| Other mechanism | 5 | 58 | 301 | \$4,972 | \$2,597 | \$13,316 | \$28,994 |
| Other cause of violence | 1 | 35 | 193 | \$1,573 | \$2,267 | \$3,059 | \$1,573 |
| Injuries of undetermined intent | 18 | 175 | 1,249 | \$6,648 | \$7,548 | \$4,774 | \$124,039 |
| Adverse effects of medical treatment | 182 | 2,747 | 16,875 | \$4,459 | \$9,041 | \$8,737 | \$942,959 |
| Unknown | 7 | 19 | 717 | \$959 | \$3,696 | \$1,461 | \$6,713 |
| Type of Injury**** | Hospital | Peer | State | Hospital | Peer | State | Hospital |
| All Encounters | 4,941 | 37,224 | 196,138 | \$1,936 | \$2,404 | \$2,933 | \$10,331,044 |
| Fractures | 674 | 5,170 | 31,582 | \$5,231 | \$5,516 | \$7,269 | \$3,697,479 |
| Sprains | 1,441 | 8,755 | 37,593 | \$1,225 | \$1,366 | \$1,115 | \$1,792,546 |
| Intracranial | 130 | 1,082 | 6,898 | \$2,719 | \$4,294 | \$6,566 | \$353,471 |
| Open wounds | 899 | 8,259 | 42,825 | \$862 | \$1,135 | \$1,071 | \$952,635 |
| Superficial | 221 | 1,191 | 5,890 | \$893 | \$887 | \$756 | \$229,483 |
| Contusions | 444 | 4,663 | 23,793 | \$1,107 | \$1,305 | \$1,089 | \$539,872 |
| Foreign bodies | 73 | 719 | 3,977 | \$806 | \$1,486 | \$1,129 | \$58,863 |
| Burns | 62 | 512 | 2,799 | \$788 | \$982 | \$2,519 | \$48,867 |
| Complications | 440 | 1,951 | 13,986 | \$1,399 | \$1,892 | \$1,452 | \$689,848 |
| Poisoning and toxic effects | 255 | 2,145 | 9,819 | \$3,716 | \$4,821 | \$4,296 | \$957,086 |
| Other injury | 302 | 2,777 | 16,976 | \$2,823 | \$4,631 | \$6,684 | \$1,010,894 |

* Outliers were excluded in the calculation of average charges.

** Excludes professional fees.

*** Based on ICD-9 E-Code.

**** Based on Principal Diagnosis.

Health District of Hospital: Tooele County
Inpatient Peer group: Acute, rural, low CMI (n=16)

County: Tooele
Ownership: Investor-owned

ED beds: 8
Affiliation: Community Health Sys.

| Intent and mechanism of injury*** | # of Encounters | | | Average ER Charges (\$)* | | | Total Charges (\$)*** |
|---|-----------------|--------|---------|--------------------------|---------|----------|-----------------------|
| | Hospital | Peer | State | Hospital | Peer | State | Hospital |
| All Injury Encounters | 3,811 | 25,284 | 221,320 | \$2,137 | \$1,189 | \$3,037 | \$9,119,715 |
| Unintentional injuries | 3,349 | 23,240 | 190,714 | \$1,798 | \$1,075 | \$2,468 | \$6,804,359 |
| Falls | 1,031 | 5,795 | 63,783 | \$2,358 | \$1,364 | \$3,266 | \$2,705,259 |
| Motor vehicle traffic | 386 | 1,989 | 21,934 | \$2,202 | \$1,774 | \$4,096 | \$1,008,949 |
| Struck against or accidentally by object or persons | 435 | 2,524 | 26,325 | \$1,076 | \$724 | \$1,221 | \$496,609 |
| Overexertion and strenuous movements | 335 | 1,624 | 15,696 | \$1,005 | \$642 | \$1,143 | \$336,754 |
| Cutting or piercing instruments or objects | 251 | 1,729 | 13,533 | \$715 | \$589 | \$903 | \$179,460 |
| Natural and environmental factors | 124 | 1,008 | 6,758 | \$1,286 | \$767 | \$1,228 | \$159,492 |
| Poisoning | 105 | 385 | 4,905 | \$3,217 | \$2,120 | \$3,358 | \$337,833 |
| Fire and flames, hot subst/object caustic | 49 | 310 | 2,835 | \$783 | \$626 | \$1,398 | \$38,362 |
| Machinery | 19 | 188 | 1,213 | \$1,498 | \$938 | \$2,872 | \$28,463 |
| Pedal cyc,nontraffic/other | 48 | 549 | 4,110 | \$1,235 | \$909 | \$2,443 | \$83,409 |
| Motor vehicle, nontraffic | 46 | 708 | 2,802 | \$2,710 | \$1,518 | \$4,123 | \$144,295 |
| Other trans. [(E800-7,E826)(.0-.2,.8,.9)],E827-9,E831,E833-45 | 52 | 409 | 1,572 | \$2,334 | \$1,723 | \$4,617 | \$151,211 |
| Suffocation | 4 | 35 | 138 | \$1,826 | \$1,335 | \$8,927 | \$7,303 |
| Firearm missile | 8 | 51 | 292 | \$1,749 | \$1,081 | \$6,654 | \$13,991 |
| Other and not elsewhere classified | 274 | 5,315 | 17,430 | \$1,971 | \$879 | \$2,034 | \$742,632 |
| Mechanism unspecified | 182 | 621 | 7,388 | \$2,020 | \$1,147 | \$1,934 | \$370,338 |
| Intentional injuries | 221 | 669 | 11,765 | \$2,447 | \$1,971 | \$4,261 | \$616,327 |
| Assault | 125 | 388 | 6,209 | \$1,884 | \$1,466 | \$2,956 | \$241,206 |
| Unarmed fight,striking by blunt/thrown object | 86 | 271 | 3,030 | \$1,947 | \$1,396 | \$2,581 | \$173,088 |
| Cutting or piercing instrument | 2 | 7 | 363 | \$1,641 | \$4,096 | \$6,665 | \$3,281 |
| Firearm | 1 | 1 | 66 | \$2,724 | \$2,724 | \$20,130 | \$2,724 |
| Other mechanism | 36 | 109 | 2,750 | \$1,725 | \$1,459 | \$2,602 | \$62,113 |
| Self-inflicted | 95 | 272 | 5,363 | \$3,231 | \$2,738 | \$5,793 | \$374,050 |
| Poisoning | 64 | 195 | 3,754 | \$3,681 | \$3,114 | \$5,871 | \$287,579 |
| Cutting and piercing instrument | 20 | 52 | 1,215 | \$1,709 | \$1,422 | \$3,715 | \$34,183 |
| Suffocation | 5 | 6 | 93 | \$3,957 | \$3,146 | \$6,626 | \$30,000 |
| Other mechanism | 6 | 19 | 301 | \$3,212 | \$2,348 | \$13,316 | \$22,289 |
| Other cause of violence | 1 | 9 | 193 | \$1,071 | \$934 | \$3,059 | \$1,071 |
| Injuries of undetermined intent | 12 | 69 | 1,249 | \$1,723 | \$2,759 | \$4,774 | \$20,671 |
| Adverse effects of medical treatment | 228 | 1,230 | 16,875 | \$6,831 | \$2,848 | \$8,737 | \$1,676,424 |
| Unknown | 1 | 76 | 717 | \$1,934 | \$1,018 | \$1,461 | \$1,934 |

| Type of Injury**** | Hospital | Peer | State | Hospital | Peer | State | Hospital |
|-----------------------------|----------|--------|---------|----------|---------|---------|-------------|
| All Encounters | 3,460 | 22,889 | 196,138 | \$1,931 | \$1,082 | \$2,933 | \$7,591,653 |
| Fractures | 521 | 3,598 | 31,582 | \$4,183 | \$1,986 | \$7,269 | \$2,432,024 |
| Sprains | 718 | 4,127 | 37,593 | \$1,118 | \$727 | \$1,115 | \$874,248 |
| Intracranial | 102 | 755 | 6,898 | \$3,242 | \$2,351 | \$6,566 | \$335,292 |
| Open wounds | 733 | 5,851 | 42,825 | \$967 | \$677 | \$1,071 | \$794,869 |
| Superficial | 105 | 888 | 5,890 | \$785 | \$533 | \$756 | \$119,247 |
| Contusions | 534 | 2,943 | 23,793 | \$1,123 | \$760 | \$1,089 | \$791,536 |
| Foreign bodies | 76 | 472 | 3,977 | \$1,142 | \$608 | \$1,129 | \$86,805 |
| Burns | 48 | 369 | 2,799 | \$679 | \$537 | \$2,519 | \$32,588 |
| Complications | 166 | 1,352 | 13,986 | \$2,191 | \$1,044 | \$1,452 | \$422,805 |
| Poisoning and toxic effects | 220 | 880 | 9,819 | \$3,908 | \$2,046 | \$4,296 | \$938,478 |
| Other injury | 237 | 1,654 | 16,976 | \$2,905 | \$1,516 | \$6,684 | \$763,761 |

* Outliers were excluded in the calculation of average charges.
** Excludes professional fees.

*** Based on ICD-9 E-Code.
**** Based on Principal Diagnosis.

Health District of Hospital: Weber/Morgan
Inpatient Peer group: Acute, urban, lower medium CMI (n=7)

County: Weber
Ownership: Investor-owned

ED beds: 17
Affiliation: Mountainstar Healthcare

| Intent and mechanism of injury*** | # of Encounters | | | Average ER Charges (\$)* | | | Total Charges (\$)*** |
|---|-----------------|--------|---------|--------------------------|---------|----------|-----------------------|
| | Hospital | Peer | State | Hospital | Peer | State | Hospital |
| All Injury Encounters | 7,385 | 40,854 | 221,320 | \$3,362 | \$2,821 | \$3,037 | \$28,525,112 |
| Unintentional injuries | 6,435 | 35,207 | 190,714 | \$2,889 | \$2,241 | \$2,468 | \$21,355,505 |
| Falls | 2,213 | 12,109 | 63,783 | \$3,870 | \$3,238 | \$3,266 | \$9,300,307 |
| Motor vehicle traffic | 724 | 4,057 | 21,934 | \$4,733 | \$2,408 | \$4,096 | \$4,458,700 |
| Struck against or accidentally by object or persons | 781 | 5,035 | 26,325 | \$1,591 | \$1,254 | \$1,221 | \$1,374,734 |
| Overexertion and strenuous movements | 777 | 3,482 | 15,696 | \$1,493 | \$1,297 | \$1,143 | \$1,187,184 |
| Cutting or piercing instruments or objects | 393 | 2,880 | 13,533 | \$1,096 | \$956 | \$903 | \$442,199 |
| Natural and environmental factors | 228 | 1,287 | 6,758 | \$1,696 | \$1,239 | \$1,228 | \$490,077 |
| Poisoning | 197 | 1,069 | 4,905 | \$3,596 | \$3,899 | \$3,358 | \$760,019 |
| Fire and flames, hot subst/object caustic | 79 | 525 | 2,835 | \$1,060 | \$1,003 | \$1,398 | \$83,766 |
| Machinery | 36 | 186 | 1,213 | \$1,333 | \$1,747 | \$2,872 | \$52,597 |
| Pedal cyc,nontraffic/other | 82 | 593 | 4,110 | \$3,271 | \$2,063 | \$2,443 | \$281,205 |
| Motor vehicle, nontraffic | 67 | 320 | 2,802 | \$5,794 | \$3,795 | \$4,123 | \$432,015 |
| Other trans. [(E800-7,E826)(.0-.2,.8,.9)],E827-9,E831,E833-45 | 59 | 181 | 1,572 | \$5,457 | \$3,752 | \$4,617 | \$431,049 |
| Firearm missile | 12 | 39 | 292 | \$6,297 | \$2,520 | \$6,654 | \$104,889 |
| Other and not elsewhere classified | 406 | 2,143 | 17,430 | \$2,562 | \$1,867 | \$2,034 | \$1,097,197 |
| Mechanism unspecified | 381 | 1,288 | 7,388 | \$2,180 | \$2,185 | \$1,934 | \$859,567 |
| Intentional injuries | 294 | 2,706 | 11,765 | \$4,248 | \$4,014 | \$4,261 | \$1,418,064 |
| Assault | 190 | 1,436 | 6,209 | \$3,299 | \$2,334 | \$2,956 | \$773,841 |
| Unarmed fight,striking by blunt/thrown object | 83 | 721 | 3,030 | \$3,451 | \$2,369 | \$2,581 | \$309,655 |
| Cutting or piercing instrument | 10 | 77 | 363 | \$12,389 | \$2,640 | \$6,665 | \$105,749 |
| Firearm | 2 | 7 | 66 | \$3,257 | \$2,162 | \$20,130 | \$6,514 |
| Other mechanism | 95 | 631 | 2,750 | \$2,762 | \$2,265 | \$2,602 | \$351,923 |
| Self-inflicted | 97 | 1,235 | 5,363 | \$6,016 | \$5,985 | \$5,793 | \$619,433 |
| Poisoning | 68 | 918 | 3,754 | \$5,951 | \$6,687 | \$5,871 | \$434,489 |
| Cutting and piercing instrument | 22 | 242 | 1,215 | \$6,529 | \$4,036 | \$3,715 | \$149,500 |
| Suffocation | 4 | 17 | 93 | \$7,309 | \$6,971 | \$6,626 | \$29,235 |
| Other mechanism | 3 | 58 | 301 | \$2,070 | \$2,597 | \$13,316 | \$6,209 |
| Other cause of violence | 7 | 35 | 193 | \$3,386 | \$2,267 | \$3,059 | \$24,790 |
| Injuries of undetermined intent | 29 | 175 | 1,249 | \$4,260 | \$7,548 | \$4,774 | \$127,438 |
| Adverse effects of medical treatment | 623 | 2,747 | 16,875 | \$7,851 | \$9,041 | \$8,737 | \$5,611,049 |
| Unknown | 4 | 19 | 717 | \$3,264 | \$3,696 | \$1,461 | \$13,056 |

| Type of Injury**** | Hospital | Peer | State | Hospital | Peer | State | Hospital |
|-----------------------------|----------|--------|---------|----------|---------|---------|--------------|
| All Encounters | 6,649 | 37,224 | 196,138 | \$3,327 | \$2,404 | \$2,933 | \$25,997,453 |
| Fractures | 980 | 5,170 | 31,582 | \$7,908 | \$5,516 | \$7,269 | \$8,756,971 |
| Sprains | 1,664 | 8,755 | 37,593 | \$1,653 | \$1,366 | \$1,115 | \$2,944,036 |
| Intracranial | 320 | 1,082 | 6,898 | \$7,488 | \$4,294 | \$6,566 | \$2,706,891 |
| Open wounds | 1,247 | 8,259 | 42,825 | \$1,495 | \$1,135 | \$1,071 | \$2,188,420 |
| Superficial | 238 | 1,191 | 5,890 | \$965 | \$887 | \$756 | \$339,043 |
| Contusions | 793 | 4,663 | 23,793 | \$1,569 | \$1,305 | \$1,089 | \$1,660,333 |
| Foreign bodies | 110 | 719 | 3,977 | \$1,850 | \$1,486 | \$1,129 | \$203,453 |
| Burns | 84 | 512 | 2,799 | \$1,171 | \$982 | \$2,519 | \$98,358 |
| Complications | 295 | 1,951 | 13,986 | \$2,249 | \$1,892 | \$1,452 | \$852,551 |
| Poisoning and toxic effects | 315 | 2,145 | 9,819 | \$4,436 | \$4,821 | \$4,296 | \$2,051,475 |
| Other injury | 603 | 2,777 | 16,976 | \$6,388 | \$4,631 | \$6,684 | \$4,195,922 |

* Outliers were excluded in the calculation of average charges.
** Excludes professional fees.

*** Based on ICD-9 E-Code.
**** Based on Principal Diagnosis.

Table 8
ED Encounters Due to Injury or Poisoning
January 1, 2009 to December 31, 2009

Health District of Hospital: Utah County
Inpatient Peer group: Acute, urban, low CMI (n=6)

County: Utah
Ownership: Not for profit

ED beds: 9
Affiliation: Intermountain Healthcare

| Intent and mechanism of injury*** | # of Encounters | | | Average ER Charges (\$)* | | | Total Charges (\$)*** |
|---|-----------------|--------|---------|--------------------------|----------|----------|-----------------------|
| | Hospital | Peer | State | Hospital | Peer | State | Hospital |
| All Injury Encounters | 2,816 | 36,656 | 221,320 | \$816 | \$1,935 | \$3,037 | \$2,327,027 |
| Unintentional injuries | 2,586 | 32,229 | 190,714 | \$803 | \$1,616 | \$2,468 | \$2,106,275 |
| Falls | 817 | 10,764 | 63,783 | \$904 | \$2,246 | \$3,266 | \$765,970 |
| Motor vehicle traffic | 181 | 3,577 | 21,934 | \$909 | \$1,523 | \$4,096 | \$166,774 |
| Struck against or accidentally by object or persons | 617 | 5,597 | 26,325 | \$779 | \$1,029 | \$1,221 | \$480,485 |
| Overexertion and strenuous movements | 180 | 2,609 | 15,696 | \$641 | \$1,157 | \$1,143 | \$115,374 |
| Cutting or piercing instruments or objects | 275 | 2,394 | 13,533 | \$699 | \$846 | \$903 | \$192,332 |
| Natural and environmental factors | 76 | 951 | 6,758 | \$561 | \$1,149 | \$1,228 | \$42,649 |
| Poisoning | 41 | 904 | 4,905 | \$685 | \$2,326 | \$3,358 | \$28,098 |
| Fire and flames, hot subst/object caustic | 52 | 463 | 2,835 | \$555 | \$808 | \$1,398 | \$28,878 |
| Machinery | 15 | 188 | 1,213 | \$1,004 | \$1,580 | \$2,872 | \$15,053 |
| Pedal cyc,nontraffic/other | 55 | 729 | 4,110 | \$888 | \$1,655 | \$2,443 | \$48,826 |
| Motor vehicle, nontraffic | 28 | 288 | 2,802 | \$1,340 | \$1,865 | \$4,123 | \$37,523 |
| Other trans. [(E800-7,E826)(.0-.2,.8,.9)],E827-9,E831,E833-45 | 18 | 195 | 1,572 | \$1,037 | \$2,573 | \$4,617 | \$18,671 |
| Suffocation | 3 | 18 | 138 | \$1,289 | \$18,454 | \$8,927 | \$3,868 |
| Other and not elsewhere classified | 174 | 2,567 | 17,430 | \$744 | \$1,482 | \$2,034 | \$129,371 |
| Mechanism unspecified | 54 | 952 | 7,388 | \$600 | \$1,515 | \$1,934 | \$32,403 |
| Intentional injuries | 92 | 1,646 | 11,765 | \$1,087 | \$2,994 | \$4,261 | \$99,960 |
| Assault | 62 | 720 | 6,209 | \$1,006 | \$1,698 | \$2,956 | \$62,380 |
| Unarmed fight,striking by blunt/thrown object | 37 | 249 | 3,030 | \$1,123 | \$1,643 | \$2,581 | \$41,557 |
| Cutting or piercing instrument | 2 | 23 | 363 | \$632 | \$2,360 | \$6,665 | \$1,264 |
| Other mechanism | 23 | 442 | 2,750 | \$850 | \$1,664 | \$2,602 | \$19,560 |
| Self-inflicted | 30 | 906 | 5,363 | \$1,253 | \$4,052 | \$5,793 | \$37,580 |
| Poisoning | 15 | 685 | 3,754 | \$1,541 | \$4,611 | \$5,871 | \$23,115 |
| Cutting and piercing instrument | 14 | 185 | 1,215 | \$1,012 | \$2,200 | \$3,715 | \$14,171 |
| Other mechanism | 1 | 21 | 301 | \$294 | \$1,683 | \$13,316 | \$294 |
| Injuries of undetermined intent | 6 | 163 | 1,249 | \$1,876 | \$5,029 | \$4,774 | \$11,257 |
| Adverse effects of medical treatment | 132 | 2,478 | 16,875 | \$830 | \$5,316 | \$8,737 | \$109,535 |

| Type of Injury**** | Hospital | Peer | State | Hospital | Peer | State | Hospital |
|-----------------------------|----------|--------|---------|----------|---------|---------|-------------|
| All Encounters | 2,635 | 33,379 | 196,138 | \$804 | \$1,721 | \$2,933 | \$2,148,406 |
| Fractures | 341 | 4,935 | 31,582 | \$991 | \$3,535 | \$7,269 | \$344,149 |
| Sprains | 535 | 7,031 | 37,593 | \$685 | \$1,038 | \$1,115 | \$370,677 |
| Intracranial | 37 | 956 | 6,898 | \$1,716 | \$2,340 | \$6,566 | \$63,483 |
| Open wounds | 687 | 7,640 | 42,825 | \$751 | \$978 | \$1,071 | \$523,027 |
| Superficial | 92 | 821 | 5,890 | \$568 | \$767 | \$756 | \$52,248 |
| Contusions | 344 | 3,784 | 23,793 | \$736 | \$1,018 | \$1,089 | \$262,489 |
| Foreign bodies | 68 | 724 | 3,977 | \$655 | \$1,076 | \$1,129 | \$44,522 |
| Burns | 44 | 421 | 2,799 | \$553 | \$696 | \$2,519 | \$24,322 |
| Complications | 262 | 2,576 | 13,986 | \$962 | \$1,349 | \$1,452 | \$256,358 |
| Poisoning and toxic effects | 68 | 1,832 | 9,819 | \$880 | \$3,631 | \$4,296 | \$59,820 |
| Other injury | 157 | 2,659 | 16,976 | \$938 | \$2,825 | \$6,684 | \$147,311 |

* Outliers were excluded in the calculation of average charges.
** Excludes professional fees.

*** Based on ICD-9 E-Code.
**** Based on Principal Diagnosis.

Table 8
ED Encounters Due to Injury or Poisoning
January 1, 2009 to December 31, 2009

Health District of Hospital: Summit County
Inpatient Peer group: Acute, rural, high CMI (n=7)

County: Summit
Ownership: Not for profit

ED beds: .
Affiliation: Intermountain Healthcare

| Intent and mechanism of injury*** | # of Encounters | | | Average ER Charges (\$)* | | | Total Charges (\$)*** |
|---|-----------------|--------|---------|--------------------------|---------|----------|-----------------------|
| | Hospital | Peer | State | Hospital | Peer | State | Hospital |
| All Injury Encounters | 645 | 34,169 | 221,320 | \$2,186 | \$2,159 | \$3,037 | \$1,597,472 |
| Unintentional injuries | 593 | 30,024 | 190,714 | \$2,183 | \$1,708 | \$2,468 | \$1,482,234 |
| Falls | 240 | 9,900 | 63,783 | \$2,850 | \$2,402 | \$3,266 | \$761,745 |
| Motor vehicle traffic | 45 | 3,274 | 21,934 | \$3,688 | \$2,404 | \$4,096 | \$204,333 |
| Struck against or accidentally by object or persons | 96 | 4,154 | 26,325 | \$1,728 | \$876 | \$1,221 | \$172,391 |
| Overexertion and strenuous movements | 50 | 2,519 | 15,696 | \$1,299 | \$883 | \$1,143 | \$69,877 |
| Cutting or piercing instruments or objects | 48 | 2,057 | 13,533 | \$868 | \$655 | \$903 | \$52,587 |
| Natural and environmental factors | 32 | 1,152 | 6,758 | \$1,632 | \$878 | \$1,228 | \$52,235 |
| Poisoning | 2 | 693 | 4,905 | \$1,845 | \$2,521 | \$3,358 | \$3,689 |
| Fire and flames, hot subst/object caustic | 10 | 527 | 2,835 | \$990 | \$679 | \$1,398 | \$9,898 |
| Machinery | 4 | 227 | 1,213 | \$693 | \$1,514 | \$2,872 | \$2,772 |
| Pedal cyc,nontraffic/other | 7 | 608 | 4,110 | \$5,403 | \$1,812 | \$2,443 | \$37,822 |
| Motor vehicle, nontraffic | 4 | 757 | 2,802 | \$1,295 | \$2,548 | \$4,123 | \$5,181 |
| Other trans. [(E800-7,E826)(.0-.2,.8,.9)],E827-9,E831,E833-45 | 2 | 290 | 1,572 | \$1,013 | \$2,466 | \$4,617 | \$2,025 |
| Other and not elsewhere classified | 32 | 2,587 | 17,430 | \$1,340 | \$1,268 | \$2,034 | \$80,480 |
| Mechanism unspecified | 21 | 1,215 | 7,388 | \$1,295 | \$1,636 | \$1,934 | \$27,198 |
| Intentional injuries | 9 | 1,306 | 11,765 | \$2,330 | \$3,136 | \$4,261 | \$20,973 |
| Assault | 4 | 682 | 6,209 | \$1,638 | \$1,714 | \$2,956 | \$6,552 |
| Unarmed fight,striking by blunt/thrown object | 3 | 431 | 3,030 | \$1,439 | \$1,627 | \$2,581 | \$4,316 |
| Other mechanism | 1 | 224 | 2,750 | \$2,236 | \$1,514 | \$2,602 | \$2,236 |
| Self-inflicted | 5 | 593 | 5,363 | \$2,884 | \$4,870 | \$5,793 | \$14,421 |
| Poisoning | 2 | 405 | 3,754 | \$3,880 | \$5,773 | \$5,871 | \$7,760 |
| Cutting and piercing instrument | 2 | 139 | 1,215 | \$2,481 | \$2,383 | \$3,715 | \$4,962 |
| Other mechanism | 1 | 34 | 301 | \$1,699 | \$3,993 | \$13,316 | \$1,699 |
| Injuries of undetermined intent | 2 | 189 | 1,249 | \$2,610 | \$4,057 | \$4,774 | \$5,220 |
| Adverse effects of medical treatment | 38 | 2,481 | 16,875 | \$2,245 | \$7,121 | \$8,737 | \$85,307 |
| Unknown | 3 | 169 | 717 | \$1,246 | \$826 | \$1,461 | \$3,739 |

| Type of Injury**** | Hospital | Peer | State | Hospital | Peer | State | Hospital |
|-----------------------------|----------|--------|---------|----------|---------|---------|-------------|
| All Encounters | 544 | 29,608 | 196,138 | \$2,261 | \$1,899 | \$2,933 | \$1,382,571 |
| Fractures | 80 | 4,985 | 31,582 | \$4,594 | \$4,439 | \$7,269 | \$385,957 |
| Sprains | 85 | 5,014 | 37,593 | \$1,722 | \$859 | \$1,115 | \$158,114 |
| Intracranial | 48 | 1,017 | 6,898 | \$3,966 | \$3,023 | \$6,566 | \$198,544 |
| Open wounds | 133 | 6,808 | 42,825 | \$1,262 | \$840 | \$1,071 | \$179,644 |
| Superficial | 12 | 821 | 5,890 | \$801 | \$557 | \$756 | \$19,468 |
| Contusions | 57 | 4,268 | 23,793 | \$1,555 | \$915 | \$1,089 | \$118,871 |
| Foreign bodies | 4 | 549 | 3,977 | \$706 | \$580 | \$1,129 | \$2,824 |
| Burns | 6 | 510 | 2,799 | \$618 | \$619 | \$2,519 | \$3,706 |
| Complications | 45 | 1,890 | 13,986 | \$2,113 | \$1,125 | \$1,452 | \$139,702 |
| Poisoning and toxic effects | 8 | 1,300 | 9,819 | \$2,338 | \$3,508 | \$4,296 | \$178,705 |
| Other injury | 66 | 2,446 | 16,976 | \$2,187 | \$3,880 | \$6,684 | \$157,035 |

* Outliers were excluded in the calculation of average charges.
** Excludes professional fees.

*** Based on ICD-9 E-Code.
**** Based on Principal Diagnosis.

Table 8
ED Encounters Due to Injury or Poisoning
January 1, 2009 to December 31, 2009

Health District of Hospital: Salt Lake County
Inpatient Peer group: Acute, urban, lower medium CMI (n=7)

County: Salt Lake
Ownership: Investor-owned

ED beds: 18
Affiliation: IASIS Health Care

| Intent and mechanism of injury*** | # of Encounters | | | Average ER Charges (\$)* | | | Total Charges (\$)*** |
|---|--|--------|---------|--------------------------|----------|----------|-----------------------|
| | Hospital | Peer | State | Hospital | Peer | State | Hospital |
| All Injury Encounters | 7,744 | 40,854 | 221,320 | \$2,736 | \$2,821 | \$3,037 | \$24,447,984 |
| Unintentional injuries | 6,452 | 35,207 | 190,714 | \$2,102 | \$2,241 | \$2,468 | \$15,298,853 |
| Falls | 2,092 | 12,109 | 63,783 | \$3,223 | \$3,238 | \$3,266 | \$7,368,171 |
| Motor vehicle traffic | 867 | 4,057 | 21,934 | \$2,248 | \$2,408 | \$4,096 | \$2,205,989 |
| Struck against or accidentally by object or persons | 1,040 | 5,035 | 26,325 | \$1,233 | \$1,254 | \$1,221 | \$1,465,004 |
| Overexertion and strenuous movements | E927 | 643 | 3,482 | \$1,342 | \$1,297 | \$1,143 | \$892,091 |
| Cutting or piercing instruments or objects | E920 | 588 | 2,880 | \$841 | \$956 | \$903 | \$510,576 |
| Natural and environmental factors | E900-E909, E928.0-E928.2 | 265 | 1,287 | \$889 | \$1,239 | \$1,228 | \$265,056 |
| Poisoning | E850-E869 | 164 | 1,069 | \$4,101 | \$3,899 | \$3,358 | \$955,817 |
| Fire and flames, hot subst/object caustic | E890-E899, E924 | 125 | 525 | \$1,193 | \$1,003 | \$1,398 | \$149,091 |
| Machinery | E919 | 52 | 186 | \$2,696 | \$1,747 | \$2,872 | \$140,172 |
| Pedal cyc, nontraffic/other | E800-7(.3), E820-5(.6), E826.1, E826.9 | 120 | 593 | \$1,474 | \$2,063 | \$2,443 | \$214,175 |
| Motor vehicle, nontraffic | E820-5(.0, .5, .7, .9) | 27 | 320 | \$4,550 | \$3,795 | \$4,123 | \$130,738 |
| Other trans. [(E800-7, E826)(.0-.2, .8, .9)], E827-9, E831, E833-45 | | 9 | 181 | \$3,560 | \$3,752 | \$4,617 | \$42,627 |
| Suffocation | E911-E913 | 6 | 13 | \$12,383 | \$12,656 | \$8,927 | \$74,296 |
| Firearm missile | E922 | 7 | 39 | \$1,166 | \$2,520 | \$6,654 | \$14,426 |
| Other and not elsewhere classified | | 432 | 2,143 | \$1,555 | \$1,867 | \$2,034 | \$792,815 |
| Mechanism unspecified | E887, E928.9, E929.8, E929.9 | 15 | 1,288 | \$3,575 | \$2,185 | \$1,934 | \$77,811 |
| Intentional injuries | E950-9, E960-9, E970-8, E990-9 | 864 | 2,706 | \$3,210 | \$4,014 | \$4,261 | \$3,188,355 |
| Assault | E960-E969 | 440 | 1,436 | \$2,136 | \$2,334 | \$2,956 | \$1,106,425 |
| Unarmed fight, striking by blunt/thrown object | E960.0, E968.2 | 328 | 721 | \$2,231 | \$2,369 | \$2,581 | \$870,902 |
| Cutting or piercing instrument | E966 | 23 | 77 | \$2,812 | \$2,640 | \$6,665 | \$70,836 |
| Firearm | E965.0-E965.4 | 2 | 7 | \$1,021 | \$2,162 | \$20,130 | \$2,042 |
| Other mechanism | | 87 | 631 | \$1,651 | \$2,265 | \$2,602 | \$162,644 |
| Self-inflicted | E950-E959 | 411 | 1,235 | \$4,364 | \$5,985 | \$5,793 | \$2,062,137 |
| Poisoning | E950-E952 | 324 | 918 | \$4,853 | \$6,687 | \$5,871 | \$1,811,276 |
| Cutting and piercing instrument | E956 | 61 | 242 | \$2,312 | \$4,036 | \$3,715 | \$173,022 |
| Suffocation | E953 | 7 | 17 | \$5,628 | \$6,971 | \$6,626 | \$39,394 |
| Other mechanism | | 19 | 58 | \$1,812 | \$2,597 | \$13,316 | \$38,446 |
| Other cause of violence | E970-E978, E990-E999 | 13 | 35 | \$1,523 | \$2,267 | \$3,059 | \$19,793 |
| Injuries of undetermined intent | E980-E989 | 38 | 175 | \$10,024 | \$7,548 | \$4,774 | \$506,462 |
| Adverse effects of medical treatment | E870-E879, E930-E949 | 390 | 2,747 | \$11,979 | \$9,041 | \$8,737 | \$5,454,314 |

| Type of Injury**** | Hospital | Peer | State | Hospital | Peer | State | Hospital |
|-----------------------------|----------|--------|---------|----------|---------|---------|--------------|
| All Encounters | 7,151 | 37,224 | 196,138 | \$2,124 | \$2,404 | \$2,933 | \$17,276,933 |
| Fractures | 800-829 | 847 | 5,170 | \$4,957 | \$5,516 | \$7,269 | \$4,603,106 |
| Sprains | 840-848 | 1,757 | 8,755 | \$1,410 | \$1,366 | \$1,115 | \$2,596,420 |
| Intracranial | 850-854 | 147 | 1,082 | \$3,307 | \$4,294 | \$6,566 | \$498,211 |
| Open wounds | 870-897 | 1,724 | 8,259 | \$1,170 | \$1,135 | \$1,071 | \$2,243,048 |
| Superficial | 910-919 | 201 | 1,191 | \$999 | \$887 | \$756 | \$200,845 |
| Contusions | 920-924 | 1,062 | 4,663 | \$1,225 | \$1,305 | \$1,089 | \$1,621,188 |
| Foreign bodies | 930-939 | 164 | 719 | \$1,353 | \$1,486 | \$1,129 | \$240,144 |
| Burns | 940-949 | 119 | 512 | \$1,147 | \$982 | \$2,519 | \$136,452 |
| Complications | 958-959 | 155 | 1,951 | \$2,386 | \$1,892 | \$1,452 | \$424,746 |
| Poisoning and toxic effects | 960-989 | 522 | 2,145 | \$4,661 | \$4,821 | \$4,296 | \$3,112,071 |
| Other injury | | 453 | 2,777 | \$3,125 | \$4,631 | \$6,684 | \$1,600,702 |

* Outliers were excluded in the calculation of average charges.
** Excludes professional fees.

*** Based on ICD-9 E-Code.
**** Based on Principal Diagnosis.

Health District of Hospital: Salt Lake County
Inpatient Peer group: None (n=4)

County: Salt Lake
Ownership: Not for profit

ED beds: 13
Affiliation: Intermountain Healthcare

| Intent and mechanism of injury*** | # of Encounters | | | Average ER Charges (\$)* | | | Total Charges (\$)*** |
|---|-----------------|------|---------|--------------------------|------|----------|-----------------------|
| | Hospital | Peer | State | Hospital | Peer | State | Hospital |
| All Injury Encounters | 10,062 | . | 221,320 | \$2,807 | . | \$3,037 | \$33,020,217 |
| Unintentional injuries | 8,920 | . | 190,714 | \$2,110 | . | \$2,468 | \$21,391,487 |
| Falls | 4,124 | . | 63,783 | \$1,489 | . | \$3,266 | \$6,741,143 |
| Motor vehicle traffic | 414 | . | 21,934 | \$8,300 | . | \$4,096 | \$3,777,452 |
| Struck against or accidentally by object or persons | 1,491 | . | 26,325 | \$1,151 | . | \$1,221 | \$1,836,601 |
| Overexertion and strenuous movements | 305 | . | 15,696 | \$572 | . | \$1,143 | \$188,669 |
| Cutting or piercing instruments or objects | 283 | . | 13,533 | \$1,415 | . | \$903 | \$403,540 |
| Natural and environmental factors | 367 | . | 6,758 | \$2,126 | . | \$1,228 | \$935,314 |
| Poisoning | 212 | . | 4,905 | \$1,223 | . | \$3,358 | \$496,427 |
| Fire and flames, hot subst/object caustic | 129 | . | 2,835 | \$475 | . | \$1,398 | \$144,154 |
| Machinery | 17 | . | 1,213 | \$3,937 | . | \$2,872 | \$110,658 |
| Pedal cyc,nontraffic/other | 264 | . | 4,110 | \$4,191 | . | \$2,443 | \$1,152,972 |
| Motor vehicle, nontraffic | 49 | . | 2,802 | \$16,353 | . | \$4,123 | \$862,076 |
| Other trans. [(E800-7,E826)(.0-.2,.8,.9)],E827-9,E831,E833-45 | 50 | . | 1,572 | \$6,942 | . | \$4,617 | \$356,592 |
| Suffocation | 17 | . | 138 | \$10,811 | . | \$8,927 | \$199,758 |
| Firearm missile | 8 | . | 292 | \$116,903 | . | \$6,654 | \$827,672 |
| Other and not elsewhere classified | 821 | . | 17,430 | \$2,818 | . | \$2,034 | \$2,773,036 |
| Mechanism unspecified | 369 | . | 7,388 | \$1,381 | . | \$1,934 | \$585,423 |
| Intentional injuries | 178 | . | 11,765 | \$6,257 | . | \$4,261 | \$1,394,028 |
| Assault | 110 | . | 6,209 | \$5,639 | . | \$2,956 | \$841,406 |
| Unarmed fight,striking by blunt/thrown object | 61 | . | 3,030 | \$920 | . | \$2,581 | \$70,693 |
| Cutting or piercing instrument | 1 | . | 363 | \$29,844 | . | \$6,665 | \$29,844 |
| Firearm | 1 | . | 66 | . | . | \$20,130 | \$14,480 |
| Other mechanism | 47 | . | 2,750 | \$13,036 | . | \$2,602 | \$726,389 |
| Self-inflicted | 68 | . | 5,363 | \$7,214 | . | \$5,793 | \$552,622 |
| Poisoning | 41 | . | 3,754 | \$4,414 | . | \$5,871 | \$208,617 |
| Cutting and piercing instrument | 12 | . | 1,215 | \$2,582 | . | \$3,715 | \$30,990 |
| Suffocation | 7 | . | 93 | \$6,129 | . | \$6,626 | \$88,999 |
| Other mechanism | 8 | . | 301 | \$28,002 | . | \$13,316 | \$224,016 |
| Injuries of undetermined intent | 18 | . | 1,249 | \$6,331 | . | \$4,774 | \$126,449 |
| Adverse effects of medical treatment | 892 | . | 16,875 | \$9,663 | . | \$8,737 | \$10,056,607 |
| Unknown | 54 | . | 717 | \$797 | . | \$1,461 | \$51,645 |

| Type of Injury**** | Hospital | Peer | State | Hospital | Peer | State | Hospital |
|-----------------------------|----------|------|---------|----------|------|---------|--------------|
| All Encounters | 9,010 | . | 196,138 | \$2,864 | . | \$2,933 | \$29,612,629 |
| Fractures | 1,940 | . | 31,582 | \$4,432 | . | \$7,269 | \$9,646,003 |
| Sprains | 367 | . | 37,593 | \$638 | . | \$1,115 | \$257,555 |
| Intracranial | 482 | . | 6,898 | \$6,625 | . | \$6,566 | \$3,500,300 |
| Open wounds | 2,183 | . | 42,825 | \$965 | . | \$1,071 | \$2,612,220 |
| Superficial | 328 | . | 5,890 | \$443 | . | \$756 | \$211,989 |
| Contusions | 586 | . | 23,793 | \$554 | . | \$1,089 | \$409,191 |
| Foreign bodies | 390 | . | 3,977 | \$1,211 | . | \$1,129 | \$494,434 |
| Burns | 139 | . | 2,799 | \$468 | . | \$2,519 | \$145,877 |
| Complications | 1,412 | . | 13,986 | \$627 | . | \$1,452 | \$983,935 |
| Poisoning and toxic effects | 271 | . | 9,819 | \$1,452 | . | \$4,296 | \$633,932 |
| Other injury | 912 | . | 16,976 | \$10,550 | . | \$6,684 | \$10,717,193 |

* Outliers were excluded in the calculation of average charges.
** Excludes professional fees.

*** Based on ICD-9 E-Code.
**** Based on Principal Diagnosis.

Health District of Hospital: Salt Lake County
Inpatient Peer group: Acute, urban, low CMI (n=6)

County: Salt Lake
Ownership: Not for profit

ED beds: .
Affiliation: Intermountain Healthcare

| Intent and mechanism of injury*** | # of Encounters | | | Average ER Charges (\$)* | | | Total Charges (\$)*** |
|---|-----------------|--------|---------|--------------------------|---------|----------|-----------------------|
| | Hospital | Peer | State | Hospital | Peer | State | Hospital |
| All Injury Encounters | 687 | 36,656 | 221,320 | \$1,713 | \$1,935 | \$3,037 | \$1,274,878 |
| Unintentional injuries | 605 | 32,229 | 190,714 | \$1,486 | \$1,616 | \$2,468 | \$974,790 |
| Falls | 226 | 10,764 | 63,783 | \$1,935 | \$2,246 | \$3,266 | \$476,716 |
| Motor vehicle traffic | 78 | 3,577 | 21,934 | \$1,137 | \$1,523 | \$4,096 | \$94,179 |
| Struck against or accidentally by object or persons | 100 | 5,597 | 26,325 | \$1,263 | \$1,029 | \$1,221 | \$126,306 |
| Overexertion and strenuous movements | 41 | 2,609 | 15,696 | \$983 | \$1,157 | \$1,143 | \$40,285 |
| Cutting or piercing instruments or objects | 45 | 2,394 | 13,533 | \$805 | \$846 | \$903 | \$36,220 |
| Natural and environmental factors | 10 | 951 | 6,758 | \$1,295 | \$1,149 | \$1,228 | \$26,946 |
| Poisoning | 19 | 904 | 4,905 | \$2,305 | \$2,326 | \$3,358 | \$43,789 |
| Fire and flames, hot subst/object caustic | 11 | 463 | 2,835 | \$494 | \$808 | \$1,398 | \$5,432 |
| Machinery | 3 | 188 | 1,213 | \$961 | \$1,580 | \$2,872 | \$2,883 |
| Pedal cyc,nontraffic/other | 5 | 729 | 4,110 | \$1,086 | \$1,655 | \$2,443 | \$5,428 |
| Motor vehicle, nontraffic | 5 | 288 | 2,802 | \$4,829 | \$1,865 | \$4,123 | \$24,147 |
| Other trans. [(E800-7,E826)(.0-.2,.8,.9)],E827-9,E831,E833-45 | 3 | 195 | 1,572 | \$2,952 | \$2,573 | \$4,617 | \$13,548 |
| Firearm missile | 1 | 33 | 292 | \$642 | \$1,279 | \$6,654 | \$642 |
| Other and not elsewhere classified | 42 | 2,567 | 17,430 | \$1,142 | \$1,482 | \$2,034 | \$57,249 |
| Mechanism unspecified | 16 | 952 | 7,388 | \$1,314 | \$1,515 | \$1,934 | \$21,021 |
| Intentional injuries | 28 | 1,646 | 11,765 | \$2,498 | \$2,994 | \$4,261 | \$69,945 |
| Assault | 11 | 720 | 6,209 | \$1,643 | \$1,698 | \$2,956 | \$18,077 |
| Unarmed fight,striking by blunt/thrown object | 4 | 249 | 3,030 | \$1,560 | \$1,643 | \$2,581 | \$6,239 |
| Other mechanism | 7 | 442 | 2,750 | \$1,691 | \$1,664 | \$2,602 | \$11,838 |
| Self-inflicted | 17 | 906 | 5,363 | \$3,051 | \$4,052 | \$5,793 | \$51,868 |
| Poisoning | 13 | 685 | 3,754 | \$3,328 | \$4,611 | \$5,871 | \$43,264 |
| Cutting and piercing instrument | 2 | 185 | 1,215 | \$2,876 | \$2,200 | \$3,715 | \$5,753 |
| Suffocation | 1 | 15 | 93 | \$1,891 | \$4,883 | \$6,626 | \$1,891 |
| Other mechanism | 1 | 21 | 301 | \$960 | \$1,683 | \$13,316 | \$960 |
| Injuries of undetermined intent | 1 | 163 | 1,249 | \$706 | \$5,029 | \$4,774 | \$706 |
| Adverse effects of medical treatment | 53 | 2,478 | 16,875 | \$3,907 | \$5,316 | \$8,737 | \$229,437 |

| Type of Injury**** | Hospital | Peer | State | Hospital | Peer | State | Hospital |
|-----------------------------|----------|--------|---------|----------|---------|---------|-----------|
| All Encounters | 619 | 33,379 | 196,138 | \$1,545 | \$1,721 | \$2,933 | \$996,907 |
| Fractures | 113 | 4,935 | 31,582 | \$2,886 | \$3,535 | \$7,269 | \$341,095 |
| Sprains | 103 | 7,031 | 37,593 | \$1,016 | \$1,038 | \$1,115 | \$104,618 |
| Intracranial | 28 | 956 | 6,898 | \$1,826 | \$2,340 | \$6,566 | \$51,119 |
| Open wounds | 146 | 7,640 | 42,825 | \$1,013 | \$978 | \$1,071 | \$147,886 |
| Superficial | 10 | 821 | 5,890 | \$662 | \$767 | \$756 | \$6,616 |
| Contusions | 58 | 3,784 | 23,793 | \$974 | \$1,018 | \$1,089 | \$63,135 |
| Foreign bodies | 15 | 724 | 3,977 | \$813 | \$1,076 | \$1,129 | \$12,195 |
| Burns | 6 | 421 | 2,799 | \$490 | \$696 | \$2,519 | \$2,939 |
| Complications | 58 | 2,576 | 13,986 | \$1,361 | \$1,349 | \$1,452 | \$93,267 |
| Poisoning and toxic effects | 31 | 1,832 | 9,819 | \$2,656 | \$3,631 | \$4,296 | \$82,321 |
| Other injury | 51 | 2,659 | 16,976 | \$1,798 | \$2,825 | \$6,684 | \$91,716 |

* Outliers were excluded in the calculation of average charges.

** Excludes professional fees.

*** Based on ICD-9 E-Code.

**** Based on Principal Diagnosis.

Table 8
ED Encounters Due to Injury or Poisoning
January 1, 2009 to December 31, 2009

Health District of Hospital: Southeastern Utah
Inpatient Peer group: Acute, rural, low CMI (n=16)

County: San Juan
Ownership: Government

ED beds: 6
Affiliation: Management

| Intent and mechanism of injury*** | # of Encounters | | | Average ER Charges (\$)* | | | Total Charges (\$) ** |
|---|-----------------|--------|---------|--------------------------|---------|---------|-----------------------|
| | Hospital | Peer | State | Hospital | Peer | State | Hospital |
| All Injury Encounters | 547 | 25,284 | 221,320 | \$1,502 | \$1,189 | \$3,037 | \$839,435 |
| Unintentional injuries | 496 | 23,240 | 190,714 | \$1,347 | \$1,075 | \$2,468 | \$686,634 |
| Falls | 126 | 5,795 | 63,783 | \$1,353 | \$1,364 | \$3,266 | \$173,170 |
| Motor vehicle traffic | 54 | 1,989 | 21,934 | \$2,775 | \$1,774 | \$4,096 | \$149,841 |
| Struck against or accidentally by object or persons | 69 | 2,524 | 26,325 | \$716 | \$724 | \$1,221 | \$49,430 |
| Overexertion and strenuous movements | 48 | 1,624 | 15,696 | \$726 | \$642 | \$1,143 | \$34,836 |
| Cutting or piercing instruments or objects | 33 | 1,729 | 13,533 | \$471 | \$589 | \$903 | \$15,528 |
| Natural and environmental factors | 20 | 1,008 | 6,758 | \$1,185 | \$767 | \$1,228 | \$23,694 |
| Poisoning | 15 | 385 | 4,905 | \$3,486 | \$2,120 | \$3,358 | \$52,291 |
| Fire and flames, hot subst/object caustic | 8 | 310 | 2,835 | \$417 | \$626 | \$1,398 | \$14,880 |
| Machinery | 6 | 188 | 1,213 | \$622 | \$938 | \$2,872 | \$3,731 |
| Pedal cyc,nontraffic/other | 7 | 549 | 4,110 | \$813 | \$909 | \$2,443 | \$9,089 |
| Motor vehicle, nontraffic | 8 | 708 | 2,802 | \$4,331 | \$1,518 | \$4,123 | \$34,652 |
| Other trans. [(E800-7,E826)(.0-.2,.8,.9)],E827-9,E831,E833-45 | 8 | 409 | 1,572 | \$2,721 | \$1,723 | \$4,617 | \$21,767 |
| Suffocation | 2 | 35 | 138 | \$3,794 | \$1,335 | \$8,927 | \$7,589 |
| Firearm missile | 2 | 51 | 292 | \$2,338 | \$1,081 | \$6,654 | \$4,676 |
| Other and not elsewhere classified | 77 | 5,315 | 17,430 | \$918 | \$879 | \$2,034 | \$73,216 |
| Mechanism unspecified | 13 | 621 | 7,388 | \$1,403 | \$1,147 | \$1,934 | \$18,244 |
| Intentional injuries | 22 | 669 | 11,765 | \$2,461 | \$1,971 | \$4,261 | \$54,144 |
| Assault | 17 | 388 | 6,209 | \$1,781 | \$1,466 | \$2,956 | \$30,276 |
| Unarmed fight,striking by blunt/thrown object | 9 | 271 | 3,030 | \$1,275 | \$1,396 | \$2,581 | \$11,471 |
| Other mechanism | 8 | 109 | 2,750 | \$2,351 | \$1,459 | \$2,602 | \$18,805 |
| Self-inflicted | 5 | 272 | 5,363 | \$4,774 | \$2,738 | \$5,793 | \$23,868 |
| Poisoning | 5 | 195 | 3,754 | \$4,774 | \$3,114 | \$5,871 | \$23,868 |
| Adverse effects of medical treatment | 28 | 1,230 | 16,875 | \$3,511 | \$2,848 | \$8,737 | \$98,302 |
| Unknown | 1 | 76 | 717 | \$355 | \$1,018 | \$1,461 | \$355 |

| Type of Injury**** | Hospital | Peer | State | Hospital | Peer | State | Hospital |
|-----------------------------|----------|--------|---------|----------|---------|---------|-----------|
| All Encounters | 455 | 22,889 | 196,138 | \$1,274 | \$1,082 | \$2,933 | \$587,697 |
| Fractures | 94 | 3,598 | 31,582 | \$2,070 | \$1,986 | \$7,269 | \$194,539 |
| Sprains | 75 | 4,127 | 37,593 | \$865 | \$727 | \$1,115 | \$64,866 |
| Intracranial | 21 | 755 | 6,898 | \$2,464 | \$2,351 | \$6,566 | \$51,751 |
| Open wounds | 114 | 5,851 | 42,825 | \$699 | \$677 | \$1,071 | \$83,157 |
| Superficial | 9 | 888 | 5,890 | \$582 | \$533 | \$756 | \$5,238 |
| Contusions | 46 | 2,943 | 23,793 | \$1,061 | \$760 | \$1,089 | \$54,227 |
| Foreign bodies | 8 | 472 | 3,977 | \$666 | \$608 | \$1,129 | \$5,326 |
| Burns | 10 | 369 | 2,799 | \$417 | \$537 | \$2,519 | \$4,166 |
| Complications | 26 | 1,352 | 13,986 | \$944 | \$1,044 | \$1,452 | \$24,542 |
| Poisoning and toxic effects | 16 | 880 | 9,819 | \$2,412 | \$2,046 | \$4,296 | \$38,593 |
| Other injury | 36 | 1,654 | 16,976 | \$1,703 | \$1,516 | \$6,684 | \$61,293 |

* Outliers were excluded in the calculation of average charges.
** Excludes professional fees.

*** Based on ICD-9 E-Code.
**** Based on Principal Diagnosis.

Health District of Hospital: Central Utah
Inpatient Peer group: Acute, rural, low CMI (n=16)

County: Sanpete
Ownership: Not for profit

ED beds: 3
Affiliation: Intermountain Healthcare

| Intent and mechanism of injury*** | # of Encounters | | | Average ER Charges (\$)* | | | Total Charges (\$)*** |
|---|-----------------|--------|---------|--------------------------|---------|---------|-----------------------|
| | Hospital | Peer | State | Hospital | Peer | State | Hospital |
| All Injury Encounters | 1,651 | 25,284 | 221,320 | \$1,085 | \$1,189 | \$3,037 | \$1,818,044 |
| Unintentional injuries | 1,488 | 23,240 | 190,714 | \$1,011 | \$1,075 | \$2,468 | \$1,532,519 |
| Falls | 431 | 5,795 | 63,783 | \$1,076 | \$1,364 | \$3,266 | \$463,953 |
| Motor vehicle traffic | 117 | 1,989 | 21,934 | \$1,550 | \$1,774 | \$4,096 | \$194,573 |
| Struck against or accidentally by object or persons | 272 | 2,524 | 26,325 | \$729 | \$724 | \$1,221 | \$198,155 |
| Overexertion and strenuous movements | 78 | 1,624 | 15,696 | \$547 | \$642 | \$1,143 | \$42,653 |
| Cutting or piercing instruments or objects | 172 | 1,729 | 13,533 | \$691 | \$589 | \$903 | \$118,768 |
| Natural and environmental factors | 86 | 1,008 | 6,758 | \$918 | \$767 | \$1,228 | \$78,964 |
| Poisoning | 37 | 385 | 4,905 | \$3,144 | \$2,120 | \$3,358 | \$120,379 |
| Fire and flames, hot subst/object caustic | 23 | 310 | 2,835 | \$632 | \$626 | \$1,398 | \$14,542 |
| Machinery | 22 | 188 | 1,213 | \$760 | \$938 | \$2,872 | \$16,714 |
| Pedal cyc,nontraffic/other | 14 | 549 | 4,110 | \$616 | \$909 | \$2,443 | \$8,626 |
| Motor vehicle, nontraffic | 53 | 708 | 2,802 | \$1,327 | \$1,518 | \$4,123 | \$70,333 |
| Other trans. [(E800-7,E826)(.0-.2,.8,.9)],E827-9,E831,E833-45 | 26 | 409 | 1,572 | \$2,274 | \$1,723 | \$4,617 | \$59,112 |
| Suffocation | 2 | 35 | 138 | \$2,222 | \$1,335 | \$8,927 | \$4,443 |
| Firearm missile | 3 | 51 | 292 | \$847 | \$1,081 | \$6,654 | \$9,389 |
| Other and not elsewhere classified | 108 | 5,315 | 17,430 | \$820 | \$879 | \$2,034 | \$88,567 |
| Mechanism unspecified | 44 | 621 | 7,388 | \$985 | \$1,147 | \$1,934 | \$43,347 |
| Intentional injuries | 47 | 669 | 11,765 | \$1,904 | \$1,971 | \$4,261 | \$89,468 |
| Assault | 29 | 388 | 6,209 | \$1,294 | \$1,466 | \$2,956 | \$37,528 |
| Unarmed fight,striking by blunt/thrown object | 22 | 271 | 3,030 | \$1,393 | \$1,396 | \$2,581 | \$30,636 |
| Other mechanism | 7 | 109 | 2,750 | \$985 | \$1,459 | \$2,602 | \$6,892 |
| Self-inflicted | 16 | 272 | 5,363 | \$2,995 | \$2,738 | \$5,793 | \$47,925 |
| Poisoning | 14 | 195 | 3,754 | \$3,362 | \$3,114 | \$5,871 | \$47,062 |
| Cutting and piercing instrument | 2 | 52 | 1,215 | \$432 | \$1,422 | \$3,715 | \$863 |
| Other cause of violence | 2 | 9 | 193 | \$2,007 | \$934 | \$3,059 | \$4,015 |
| Injuries of undetermined intent | 14 | 69 | 1,249 | \$2,473 | \$2,759 | \$4,774 | \$34,622 |
| Adverse effects of medical treatment | 102 | 1,230 | 16,875 | \$1,583 | \$2,848 | \$8,737 | \$161,435 |
| Type of Injury**** | Hospital | Peer | State | Hospital | Peer | State | Hospital |
| All Encounters | 1,452 | 22,889 | 196,138 | \$1,011 | \$1,082 | \$2,933 | \$1,490,011 |
| Fractures | 198 | 3,598 | 31,582 | \$1,444 | \$1,986 | \$7,269 | \$295,755 |
| Sprains | 243 | 4,127 | 37,593 | \$661 | \$727 | \$1,115 | \$165,140 |
| Intracranial | 45 | 755 | 6,898 | \$2,296 | \$2,351 | \$6,566 | \$103,315 |
| Open wounds | 421 | 5,851 | 42,825 | \$755 | \$677 | \$1,071 | \$324,903 |
| Superficial | 61 | 888 | 5,890 | \$540 | \$533 | \$756 | \$32,951 |
| Contusions | 209 | 2,943 | 23,793 | \$686 | \$760 | \$1,089 | \$143,339 |
| Foreign bodies | 26 | 472 | 3,977 | \$476 | \$608 | \$1,129 | \$12,370 |
| Burns | 20 | 369 | 2,799 | \$561 | \$537 | \$2,519 | \$11,223 |
| Complications | 59 | 1,352 | 13,986 | \$923 | \$1,044 | \$1,452 | \$54,470 |
| Poisoning and toxic effects | 79 | 880 | 9,819 | \$2,629 | \$2,046 | \$4,296 | \$207,680 |
| Other injury | 91 | 1,654 | 16,976 | \$1,526 | \$1,516 | \$6,684 | \$138,864 |

* Outliers were excluded in the calculation of average charges.

** Excludes professional fees.

*** Based on ICD-9 E-Code.

**** Based on Principal Diagnosis.

Health District of Hospital: Central Utah
Inpatient Peer group: Acute, rural, low CMI (n=16)

County: Sevier
Ownership: Not for profit

ED beds: 3
Affiliation: Intermountain Healthcare

| Intent and mechanism of injury*** | # of Encounters | | | Average ER Charges (\$)* | | | Total Charges (\$) ** |
|---|-----------------|--------|---------|--------------------------|---------|----------|-----------------------|
| | Hospital | Peer | State | Hospital | Peer | State | Hospital |
| All Injury Encounters | 2,536 | 25,284 | 221,320 | \$1,094 | \$1,189 | \$3,037 | \$2,867,864 |
| Unintentional injuries | 2,270 | 23,240 | 190,714 | \$970 | \$1,075 | \$2,468 | \$2,295,234 |
| Falls | 669 | 5,795 | 63,783 | \$1,097 | \$1,364 | \$3,266 | \$780,249 |
| Motor vehicle traffic | 218 | 1,989 | 21,934 | \$1,594 | \$1,774 | \$4,096 | \$370,063 |
| Struck against or accidentally by object or persons | 340 | 2,524 | 26,325 | \$641 | \$724 | \$1,221 | \$222,641 |
| Overexertion and strenuous movements | 247 | 1,624 | 15,696 | \$575 | \$642 | \$1,143 | \$142,009 |
| Cutting or piercing instruments or objects | 201 | 1,729 | 13,533 | \$578 | \$589 | \$903 | \$116,154 |
| Natural and environmental factors | 111 | 1,008 | 6,758 | \$750 | \$767 | \$1,228 | \$85,483 |
| Poisoning | 36 | 385 | 4,905 | \$1,951 | \$2,120 | \$3,358 | \$70,244 |
| Fire and flames, hot subst/object caustic | 38 | 310 | 2,835 | \$804 | \$626 | \$1,398 | \$30,542 |
| Machinery | 27 | 188 | 1,213 | \$1,093 | \$938 | \$2,872 | \$29,505 |
| Pedal cyc,nontraffic/other | 29 | 549 | 4,110 | \$676 | \$909 | \$2,443 | \$19,604 |
| Motor vehicle, nontraffic | 102 | 708 | 2,802 | \$1,555 | \$1,518 | \$4,123 | \$158,580 |
| Other trans. [(E800-7,E826)(.0-.2,.8,.9)],E827-9,E831,E833-45 | 40 | 409 | 1,572 | \$1,798 | \$1,723 | \$4,617 | \$75,703 |
| Suffocation | 3 | 35 | 138 | \$561 | \$1,335 | \$8,927 | \$1,683 |
| Firearm missile | 3 | 51 | 292 | \$943 | \$1,081 | \$6,654 | \$2,828 |
| Other and not elsewhere classified | 125 | 5,315 | 17,430 | \$954 | \$879 | \$2,034 | \$119,247 |
| Mechanism unspecified | 81 | 621 | 7,388 | \$760 | \$1,147 | \$1,934 | \$70,697 |
| Intentional injuries | 87 | 669 | 11,765 | \$1,551 | \$1,971 | \$4,261 | \$134,922 |
| Assault | 45 | 388 | 6,209 | \$1,166 | \$1,466 | \$2,956 | \$52,479 |
| Unarmed fight,striking by blunt/thrown object | 35 | 271 | 3,030 | \$1,284 | \$1,396 | \$2,581 | \$44,932 |
| Other mechanism | 10 | 109 | 2,750 | \$755 | \$1,459 | \$2,602 | \$7,547 |
| Self-inflicted | 41 | 272 | 5,363 | \$2,003 | \$2,738 | \$5,793 | \$82,108 |
| Poisoning | 27 | 195 | 3,754 | \$1,964 | \$3,114 | \$5,871 | \$53,034 |
| Cutting and piercing instrument | 9 | 52 | 1,215 | \$1,513 | \$1,422 | \$3,715 | \$13,614 |
| Other mechanism | 5 | 19 | 301 | \$3,092 | \$2,348 | \$13,316 | \$15,460 |
| Other cause of violence | 1 | 9 | 193 | \$335 | \$934 | \$3,059 | \$335 |
| Injuries of undetermined intent | 6 | 69 | 1,249 | \$4,011 | \$2,759 | \$4,774 | \$24,065 |
| Adverse effects of medical treatment | 171 | 1,230 | 16,875 | \$2,405 | \$2,848 | \$8,737 | \$412,499 |
| Unknown | 2 | 76 | 717 | \$572 | \$1,018 | \$1,461 | \$1,144 |

| Type of Injury**** | Hospital | Peer | State | Hospital | Peer | State | Hospital |
|-----------------------------|----------|--------|---------|----------|---------|---------|-------------|
| All Encounters | 2,150 | 22,889 | 196,138 | \$956 | \$1,082 | \$2,933 | \$2,125,734 |
| Fractures | 360 | 3,598 | 31,582 | \$1,618 | \$1,986 | \$7,269 | \$623,990 |
| Sprains | 316 | 4,127 | 37,593 | \$583 | \$727 | \$1,115 | \$184,293 |
| Intracranial | 48 | 755 | 6,898 | \$2,234 | \$2,351 | \$6,566 | \$107,249 |
| Open wounds | 537 | 5,851 | 42,825 | \$774 | \$677 | \$1,071 | \$429,214 |
| Superficial | 87 | 888 | 5,890 | \$559 | \$533 | \$756 | \$48,594 |
| Contusions | 305 | 2,943 | 23,793 | \$753 | \$760 | \$1,089 | \$238,337 |
| Foreign bodies | 31 | 472 | 3,977 | \$547 | \$608 | \$1,129 | \$16,942 |
| Burns | 40 | 369 | 2,799 | \$831 | \$537 | \$2,519 | \$33,240 |
| Complications | 228 | 1,352 | 13,986 | \$802 | \$1,044 | \$1,452 | \$187,187 |
| Poisoning and toxic effects | 93 | 880 | 9,819 | \$1,167 | \$2,046 | \$4,296 | \$108,503 |
| Other injury | 105 | 1,654 | 16,976 | \$1,411 | \$1,516 | \$6,684 | \$148,184 |

* Outliers were excluded in the calculation of average charges.

** Excludes professional fees.

*** Based on ICD-9 E-Code.

**** Based on Principal Diagnosis.

Health District of Hospital: Salt Lake County
Inpatient Peer group: Acute, urban, upper medium CMI (n=4)

County: Salt Lake
Ownership: Investor-owned

ED beds: 15
Affiliation: IASIS Health Care

| Intent and mechanism of injury*** | # of Encounters | | | Average ER Charges (\$)* | | | Total Charges (\$)*** |
|---|-----------------|--------|---------|--------------------------|----------|----------|-----------------------|
| | Hospital | Peer | State | Hospital | Peer | State | Hospital |
| All Injury Encounters | 3,227 | 42,629 | 221,320 | \$3,846 | \$3,671 | \$3,037 | \$13,807,093 |
| Unintentional injuries | 2,604 | 35,736 | 190,714 | \$2,682 | \$3,049 | \$2,468 | \$7,721,097 |
| Falls | 904 | 12,568 | 63,783 | \$3,472 | \$4,152 | \$3,266 | \$3,462,288 |
| Motor vehicle traffic | 225 | 4,334 | 21,934 | \$2,666 | \$4,396 | \$4,096 | \$694,855 |
| Struck against or accidentally by object or persons | 244 | 4,671 | 26,325 | \$1,490 | \$1,442 | \$1,221 | \$387,099 |
| Overexertion and strenuous movements | 343 | 3,320 | 15,696 | \$1,168 | \$1,325 | \$1,143 | \$412,500 |
| Cutting or piercing instruments or objects | 244 | 2,590 | 13,533 | \$925 | \$1,071 | \$903 | \$225,660 |
| Natural and environmental factors | 78 | 1,266 | 6,758 | \$1,254 | \$1,364 | \$1,228 | \$141,929 |
| Poisoning | 36 | 1,061 | 4,905 | \$7,973 | \$3,870 | \$3,358 | \$292,293 |
| Fire and flames, hot subst/object caustic | 33 | 486 | 2,835 | \$1,306 | \$1,034 | \$1,398 | \$43,094 |
| Machinery | 6 | 170 | 1,213 | \$1,737 | \$2,279 | \$2,872 | \$10,423 |
| Pedal cyc,nontraffic/other | 53 | 723 | 4,110 | \$2,153 | \$2,417 | \$2,443 | \$150,571 |
| Motor vehicle, nontraffic | 10 | 384 | 2,802 | \$2,529 | \$6,045 | \$4,123 | \$28,711 |
| Other trans. [(E800-7,E826)(.0-.2,.8,.9)],E827-9,E831,E833-45 | 4 | 229 | 1,572 | \$2,703 | \$6,839 | \$4,617 | \$16,764 |
| Suffocation | 5 | 31 | 138 | \$29,893 | \$12,564 | \$8,927 | \$149,463 |
| Firearm missile | 2 | 51 | 292 | \$821 | \$4,066 | \$6,654 | \$1,642 |
| Other and not elsewhere classified | 150 | 2,363 | 17,430 | \$5,082 | \$3,381 | \$2,034 | \$773,756 |
| Mechanism unspecified | 267 | 1,489 | 7,388 | \$2,958 | \$2,669 | \$1,934 | \$930,051 |
| Intentional injuries | 245 | 2,844 | 11,765 | \$3,685 | \$4,278 | \$4,261 | \$979,652 |
| Assault | 192 | 1,472 | 6,209 | \$3,327 | \$2,804 | \$2,956 | \$717,953 |
| Unarmed fight,striking by blunt/thrown object | 68 | 611 | 3,030 | \$4,047 | \$3,115 | \$2,581 | \$312,658 |
| Cutting or piercing instrument | 13 | 97 | 363 | \$1,459 | \$4,707 | \$6,665 | \$29,057 |
| Firearm | 1 | 11 | 66 | . | \$2,621 | \$20,130 | \$7,606 |
| Other mechanism | 110 | 753 | 2,750 | \$3,104 | \$2,327 | \$2,602 | \$368,632 |
| Self-inflicted | 45 | 1,317 | 5,363 | \$4,864 | \$5,952 | \$5,793 | \$218,871 |
| Poisoning | 31 | 877 | 3,754 | \$6,130 | \$6,728 | \$5,871 | \$190,019 |
| Cutting and piercing instrument | 10 | 349 | 1,215 | \$1,464 | \$3,732 | \$3,715 | \$14,640 |
| Other mechanism | 4 | 75 | 301 | \$3,553 | \$7,484 | \$13,316 | \$14,211 |
| Other cause of violence | 8 | 55 | 193 | \$4,958 | \$2,796 | \$3,059 | \$42,828 |
| Injuries of undetermined intent | 46 | 394 | 1,249 | \$4,479 | \$4,158 | \$4,774 | \$206,032 |
| Adverse effects of medical treatment | 325 | 3,596 | 16,875 | \$13,558 | \$9,499 | \$8,737 | \$4,887,726 |
| Unknown | 7 | 59 | 717 | \$1,551 | \$3,184 | \$1,461 | \$12,586 |
| Type of Injury**** | Hospital | Peer | State | Hospital | Peer | State | Hospital |
| All Encounters | 2,724 | 37,503 | 196,138 | \$2,865 | \$3,599 | \$2,933 | \$8,697,952 |
| Fractures | 360 | 6,106 | 31,582 | \$5,809 | \$9,190 | \$7,269 | \$2,242,977 |
| Sprains | 727 | 7,612 | 37,593 | \$1,355 | \$1,299 | \$1,115 | \$1,035,374 |
| Intracranial | 33 | 1,316 | 6,898 | \$3,819 | \$7,798 | \$6,566 | \$164,757 |
| Open wounds | 517 | 7,530 | 42,825 | \$1,257 | \$1,265 | \$1,071 | \$785,494 |
| Superficial | 80 | 1,108 | 5,890 | \$1,240 | \$929 | \$756 | \$127,630 |
| Contusions | 344 | 4,296 | 23,793 | \$1,549 | \$1,308 | \$1,089 | \$659,510 |
| Foreign bodies | 35 | 740 | 3,977 | \$2,440 | \$1,443 | \$1,129 | \$85,407 |
| Burns | 32 | 430 | 2,799 | \$1,216 | \$906 | \$2,519 | \$38,919 |
| Complications | 249 | 2,871 | 13,986 | \$2,311 | \$1,921 | \$1,452 | \$674,479 |
| Poisoning and toxic effects | 111 | 2,063 | 9,819 | \$5,693 | \$5,054 | \$4,296 | \$703,319 |
| Other injury | 236 | 3,431 | 16,976 | \$8,423 | \$7,637 | \$6,684 | \$2,180,087 |

* Outliers were excluded in the calculation of average charges.

** Excludes professional fees.

*** Based on ICD-9 E-Code.

**** Based on Principal Diagnosis.

Health District of Hospital: Salt Lake County
Inpatient Peer group: Acute, urban, upper medium CMI (n=4)

County: Salt Lake
Ownership: Investor-owned

ED beds: 21
Affiliation: Mountainstar Healthcare

| Intent and mechanism of injury*** | # of Encounters | | | Average ER Charges (\$)* | | | Total Charges (\$)*** |
|---|-----------------|--------|---------|--------------------------|----------|----------|-----------------------|
| | Hospital | Peer | State | Hospital | Peer | State | Hospital |
| All Injury Encounters | 10,689 | 42,629 | 221,320 | \$3,162 | \$3,671 | \$3,037 | \$37,202,974 |
| Unintentional injuries | 9,197 | 35,736 | 190,714 | \$2,812 | \$3,049 | \$2,468 | \$27,817,642 |
| Falls | 3,492 | 12,568 | 63,783 | \$4,453 | \$4,152 | \$3,266 | \$16,780,754 |
| Motor vehicle traffic | 1,123 | 4,334 | 21,934 | \$2,089 | \$4,396 | \$4,096 | \$2,572,190 |
| Struck against or accidentally by object or persons | 1,123 | 4,671 | 26,325 | \$1,491 | \$1,442 | \$1,221 | \$1,722,347 |
| Overexertion and strenuous movements | 1,273 | 3,320 | 15,696 | \$1,339 | \$1,325 | \$1,143 | \$1,717,835 |
| Cutting or piercing instruments or objects | 680 | 2,590 | 13,533 | \$1,201 | \$1,071 | \$903 | \$840,808 |
| Natural and environmental factors | 270 | 1,266 | 6,758 | \$1,223 | \$1,364 | \$1,228 | \$346,190 |
| Poisoning | 390 | 1,061 | 4,905 | \$4,261 | \$3,870 | \$3,358 | \$1,711,233 |
| Fire and flames, hot subst/object caustic | 102 | 486 | 2,835 | \$1,030 | \$1,034 | \$1,398 | \$108,793 |
| Machinery | 28 | 170 | 1,213 | \$1,939 | \$2,279 | \$2,872 | \$54,283 |
| Pedal cyc,nontraffic/other | 166 | 723 | 4,110 | \$1,981 | \$2,417 | \$2,443 | \$341,403 |
| Motor vehicle, nontraffic | 45 | 384 | 2,802 | \$2,622 | \$6,045 | \$4,123 | \$129,527 |
| Other trans. [(E800-7,E826)(.0-.2,.8,.9)],E827-9,E831,E833-45 | 14 | 229 | 1,572 | \$2,665 | \$6,839 | \$4,617 | \$69,279 |
| Suffocation | 5 | 31 | 138 | \$22,042 | \$12,564 | \$8,927 | \$110,210 |
| Firearm missile | 10 | 51 | 292 | \$2,047 | \$4,066 | \$6,654 | \$20,466 |
| Other and not elsewhere classified | 359 | 2,363 | 17,430 | \$2,146 | \$3,381 | \$2,034 | \$822,889 |
| Mechanism unspecified | 117 | 1,489 | 7,388 | \$3,821 | \$2,669 | \$1,934 | \$469,435 |
| Intentional injuries | 856 | 2,844 | 11,765 | \$3,714 | \$4,278 | \$4,261 | \$3,599,768 |
| Assault | 503 | 1,472 | 6,209 | \$2,653 | \$2,804 | \$2,956 | \$1,422,823 |
| Unarmed fight,striking by blunt/thrown object | 212 | 611 | 3,030 | \$2,961 | \$3,115 | \$2,581 | \$659,091 |
| Cutting or piercing instrument | 23 | 97 | 363 | \$2,465 | \$4,707 | \$6,665 | \$56,704 |
| Firearm | 4 | 11 | 66 | \$4,401 | \$2,621 | \$20,130 | \$25,668 |
| Other mechanism | 264 | 753 | 2,750 | \$2,411 | \$2,327 | \$2,602 | \$681,360 |
| Self-inflicted | 337 | 1,317 | 5,363 | \$5,372 | \$5,952 | \$5,793 | \$2,153,079 |
| Poisoning | 263 | 877 | 3,754 | \$6,071 | \$6,728 | \$5,871 | \$1,934,285 |
| Cutting and piercing instrument | 60 | 349 | 1,215 | \$2,685 | \$3,732 | \$3,715 | \$161,803 |
| Suffocation | 2 | 16 | 93 | \$5,258 | \$5,502 | \$6,626 | \$10,515 |
| Other mechanism | 12 | 75 | 301 | \$3,873 | \$7,484 | \$13,316 | \$46,476 |
| Other cause of violence | 16 | 55 | 193 | \$1,492 | \$2,796 | \$3,059 | \$23,866 |
| Injuries of undetermined intent | 46 | 394 | 1,249 | \$6,282 | \$4,158 | \$4,774 | \$340,811 |
| Adverse effects of medical treatment | 587 | 3,596 | 16,875 | \$7,951 | \$9,499 | \$8,737 | \$5,412,870 |
| Unknown | 3 | 59 | 717 | \$10,628 | \$3,184 | \$1,461 | \$31,883 |

| Type of Injury**** | Hospital | Peer | State | Hospital | Peer | State | Hospital |
|-----------------------------|----------|--------|---------|----------|---------|---------|--------------|
| All Encounters | 10,319 | 37,503 | 196,138 | \$3,219 | \$3,599 | \$2,933 | \$37,149,689 |
| Fractures | 1,540 | 6,106 | 31,582 | \$7,368 | \$9,190 | \$7,269 | \$12,408,663 |
| Sprains | 2,666 | 7,612 | 37,593 | \$1,449 | \$1,299 | \$1,115 | \$3,984,109 |
| Intracranial | 485 | 1,316 | 6,898 | \$4,238 | \$7,798 | \$6,566 | \$2,076,732 |
| Open wounds | 1,920 | 7,530 | 42,825 | \$1,421 | \$1,265 | \$1,071 | \$2,970,992 |
| Superficial | 255 | 1,108 | 5,890 | \$1,093 | \$929 | \$756 | \$311,020 |
| Contusions | 1,125 | 4,296 | 23,793 | \$1,466 | \$1,308 | \$1,089 | \$2,017,735 |
| Foreign bodies | 173 | 740 | 3,977 | \$2,026 | \$1,443 | \$1,129 | \$398,631 |
| Burns | 98 | 430 | 2,799 | \$983 | \$906 | \$2,519 | \$100,020 |
| Complications | 619 | 2,871 | 13,986 | \$2,336 | \$1,921 | \$1,452 | \$1,573,012 |
| Poisoning and toxic effects | 515 | 2,063 | 9,819 | \$6,394 | \$5,054 | \$4,296 | \$3,909,117 |
| Other injury | 923 | 3,431 | 16,976 | \$6,864 | \$7,637 | \$6,684 | \$7,399,658 |

* Outliers were excluded in the calculation of average charges.

** Excludes professional fees.

*** Based on ICD-9 E-Code.

**** Based on Principal Diagnosis.

Health District of Hospital: Utah County
Inpatient Peer group: Acute, urban, low CMI (n=6)

County: Utah
Ownership: Investor-owned

ED beds: 6
Affiliation: Mountainstar Healthcare

| Intent and mechanism of injury*** | # of Encounters | | | Average ER Charges (\$)* | | | Total Charges (\$)*** |
|---|-----------------|--------|---------|--------------------------|---------|----------|-----------------------|
| | Hospital | Peer | State | Hospital | Peer | State | Hospital |
| All Injury Encounters | 4,752 | 36,656 | 221,320 | \$1,758 | \$1,935 | \$3,037 | \$9,521,905 |
| Unintentional injuries | 4,445 | 32,229 | 190,714 | \$1,658 | \$1,616 | \$2,468 | \$8,398,006 |
| Falls | 1,592 | 10,764 | 63,783 | \$2,369 | \$2,246 | \$3,266 | \$4,507,429 |
| Motor vehicle traffic | 541 | 3,577 | 21,934 | \$1,604 | \$1,523 | \$4,096 | \$1,017,648 |
| Struck against or accidentally by object or persons | 648 | 5,597 | 26,325 | \$1,196 | \$1,029 | \$1,221 | \$788,189 |
| Overexertion and strenuous movements | 619 | 2,609 | 15,696 | \$992 | \$1,157 | \$1,143 | \$613,951 |
| Cutting or piercing instruments or objects | 346 | 2,394 | 13,533 | \$837 | \$846 | \$903 | \$289,718 |
| Natural and environmental factors | 115 | 951 | 6,758 | \$871 | \$1,149 | \$1,228 | \$100,143 |
| Poisoning | 108 | 904 | 4,905 | \$2,147 | \$2,326 | \$3,358 | \$327,029 |
| Fire and flames, hot subst/object caustic | 56 | 463 | 2,835 | \$976 | \$808 | \$1,398 | \$54,634 |
| Machinery | 22 | 188 | 1,213 | \$1,155 | \$1,580 | \$2,872 | \$25,415 |
| Pedal cyc,nontraffic/other | 99 | 729 | 4,110 | \$1,703 | \$1,655 | \$2,443 | \$171,286 |
| Motor vehicle, nontraffic | 34 | 288 | 2,802 | \$2,116 | \$1,865 | \$4,123 | \$71,927 |
| Other trans. [(E800-7,E826)(.0-.2,.8,.9)],E827-9,E831,E833-45 | 22 | 195 | 1,572 | \$3,441 | \$2,573 | \$4,617 | \$77,265 |
| Firearm missile | 4 | 33 | 292 | \$1,132 | \$1,279 | \$6,654 | \$4,529 |
| Other and not elsewhere classified | 231 | 2,567 | 17,430 | \$864 | \$1,482 | \$2,034 | \$211,797 |
| Mechanism unspecified | 8 | 952 | 7,388 | \$17,131 | \$1,515 | \$1,934 | \$137,046 |
| Intentional injuries | 143 | 1,646 | 11,765 | \$2,506 | \$2,994 | \$4,261 | \$372,064 |
| Assault | 57 | 720 | 6,209 | \$1,923 | \$1,698 | \$2,956 | \$114,010 |
| Unarmed fight,striking by blunt/thrown object | 28 | 249 | 3,030 | \$2,351 | \$1,643 | \$2,581 | \$68,420 |
| Cutting or piercing instrument | 1 | 23 | 363 | \$703 | \$2,360 | \$6,665 | \$703 |
| Other mechanism | 28 | 442 | 2,750 | \$1,541 | \$1,664 | \$2,602 | \$44,887 |
| Self-inflicted | 84 | 906 | 5,363 | \$2,939 | \$4,052 | \$5,793 | \$256,993 |
| Poisoning | 71 | 685 | 3,754 | \$3,173 | \$4,611 | \$5,871 | \$235,129 |
| Cutting and piercing instrument | 10 | 185 | 1,215 | \$1,464 | \$2,200 | \$3,715 | \$14,641 |
| Other mechanism | 3 | 21 | 301 | \$2,408 | \$1,683 | \$13,316 | \$7,223 |
| Other cause of violence | 2 | 20 | 193 | \$531 | \$1,449 | \$3,059 | \$1,061 |
| Injuries of undetermined intent | 17 | 163 | 1,249 | \$1,804 | \$5,029 | \$4,774 | \$30,676 |
| Adverse effects of medical treatment | 146 | 2,478 | 16,875 | \$4,171 | \$5,316 | \$8,737 | \$720,325 |
| Unknown | 1 | 140 | 717 | \$834 | \$901 | \$1,461 | \$834 |
| Type of Injury**** | Hospital | Peer | State | Hospital | Peer | State | Hospital |
| All Encounters | 4,980 | 33,379 | 196,138 | \$1,751 | \$1,721 | \$2,933 | \$9,960,797 |
| Fractures | 774 | 4,935 | 31,582 | \$3,863 | \$3,535 | \$7,269 | \$3,605,918 |
| Sprains | 1,436 | 7,031 | 37,593 | \$1,023 | \$1,038 | \$1,115 | \$1,496,728 |
| Intracranial | 196 | 956 | 6,898 | \$3,062 | \$2,340 | \$6,566 | \$614,644 |
| Open wounds | 989 | 7,640 | 42,825 | \$884 | \$978 | \$1,071 | \$890,196 |
| Superficial | 96 | 821 | 5,890 | \$636 | \$767 | \$756 | \$66,521 |
| Contusions | 511 | 3,784 | 23,793 | \$1,019 | \$1,018 | \$1,089 | \$560,237 |
| Foreign bodies | 102 | 724 | 3,977 | \$1,185 | \$1,076 | \$1,129 | \$129,014 |
| Burns | 67 | 421 | 2,799 | \$766 | \$696 | \$2,519 | \$51,352 |
| Complications | 157 | 2,576 | 13,986 | \$1,507 | \$1,349 | \$1,452 | \$236,534 |
| Poisoning and toxic effects | 227 | 1,832 | 9,819 | \$3,514 | \$3,631 | \$4,296 | \$986,867 |
| Other injury | 425 | 2,659 | 16,976 | \$2,464 | \$2,825 | \$6,684 | \$1,322,786 |

* Outliers were excluded in the calculation of average charges.

** Excludes professional fees.

*** Based on ICD-9 E-Code.

**** Based on Principal Diagnosis.

Table 8
ED Encounters Due to Injury or Poisoning
January 1, 2009 to December 31, 2009

Health District of Hospital: TriCounty
Inpatient Peer group: Acute, rural, low CMI (n=16)

County: Duchesne
Ownership: Government

ED beds: 7
Affiliation: Freestanding

| Intent and mechanism of injury*** | # of Encounters | | | Average ER Charges (\$)* | | | Total Charges (\$) ** |
|---|-----------------|--------|---------|--------------------------|---------|---------|-----------------------|
| | Hospital | Peer | State | Hospital | Peer | State | Hospital |
| All Injury Encounters | 3,710 | 25,284 | 221,320 | \$906 | \$1,189 | \$3,037 | \$3,472,829 |
| Unintentional injuries | 3,642 | 23,240 | 190,714 | \$866 | \$1,075 | \$2,468 | \$3,264,949 |
| Falls | 28 | 5,795 | 63,783 | \$7,624 | \$1,364 | \$3,266 | \$213,468 |
| Motor vehicle traffic | 5 | 1,989 | 21,934 | \$2,538 | \$1,774 | \$4,096 | \$12,692 |
| Struck against or accidentally by object or persons | 2 | 2,524 | 26,325 | \$317 | \$724 | \$1,221 | \$634 |
| Overexertion and strenuous movements | 5 | 1,624 | 15,696 | \$723 | \$642 | \$1,143 | \$3,616 |
| Cutting or piercing instruments or objects | 5 | 1,729 | 13,533 | \$3,055 | \$589 | \$903 | \$15,275 |
| Natural and environmental factors | 8 | 1,008 | 6,758 | \$2,560 | \$767 | \$1,228 | \$20,482 |
| Poisoning | 4 | 385 | 4,905 | \$4,284 | \$2,120 | \$3,358 | \$17,135 |
| Pedal cyc, nontraffic/other | 1 | 549 | 4,110 | \$9,146 | \$909 | \$2,443 | \$9,146 |
| Other trans. [(E800-7,E826)(.0-.2,.8,.9)],E827-9,E831,E833-45 | 3 | 409 | 1,572 | \$8,601 | \$1,723 | \$4,617 | \$25,803 |
| Other and not elsewhere classified | 3,580 | 5,315 | 17,430 | \$791 | \$879 | \$2,034 | \$2,946,201 |
| Mechanism unspecified | 1 | 621 | 7,388 | \$497 | \$1,147 | \$1,934 | \$497 |
| Intentional injuries | 16 | 669 | 11,765 | \$3,380 | \$1,971 | \$4,261 | \$54,076 |
| Assault | 10 | 388 | 6,209 | \$3,312 | \$1,466 | \$2,956 | \$33,117 |
| Unarmed fight, striking by blunt/thrown object | 5 | 271 | 3,030 | \$529 | \$1,396 | \$2,581 | \$2,643 |
| Cutting or piercing instrument | 1 | 7 | 363 | \$19,259 | \$4,096 | \$6,665 | \$19,259 |
| Other mechanism | 4 | 109 | 2,750 | \$2,804 | \$1,459 | \$2,602 | \$11,215 |
| Self-inflicted | 6 | 272 | 5,363 | \$3,493 | \$2,738 | \$5,793 | \$20,959 |
| Poisoning | 6 | 195 | 3,754 | \$3,493 | \$3,114 | \$5,871 | \$20,959 |
| Injuries of undetermined intent | 3 | 69 | 1,249 | \$4,668 | \$2,759 | \$4,774 | \$14,005 |
| Adverse effects of medical treatment | 46 | 1,230 | 16,875 | \$2,329 | \$2,848 | \$8,737 | \$107,144 |
| Unknown | 3 | 76 | 717 | \$10,885 | \$1,018 | \$1,461 | \$32,655 |

| Type of Injury**** | Hospital | Peer | State | Hospital | Peer | State | Hospital |
|-----------------------------|----------|--------|---------|----------|---------|---------|-------------|
| All Encounters | 3,502 | 22,889 | 196,138 | \$841 | \$1,082 | \$2,933 | \$3,037,415 |
| Fractures | 403 | 3,598 | 31,582 | \$1,907 | \$1,986 | \$7,269 | \$792,087 |
| Sprains | 916 | 4,127 | 37,593 | \$626 | \$727 | \$1,115 | \$579,638 |
| Intracranial | 136 | 755 | 6,898 | \$2,469 | \$2,351 | \$6,566 | \$335,779 |
| Open wounds | 851 | 5,851 | 42,825 | \$491 | \$677 | \$1,071 | \$418,262 |
| Superficial | 219 | 888 | 5,890 | \$495 | \$533 | \$756 | \$134,247 |
| Contusions | 371 | 2,943 | 23,793 | \$598 | \$760 | \$1,089 | \$241,328 |
| Foreign bodies | 68 | 472 | 3,977 | \$427 | \$608 | \$1,129 | \$29,059 |
| Burns | 65 | 369 | 2,799 | \$296 | \$537 | \$2,519 | \$19,259 |
| Complications | 124 | 1,352 | 13,986 | \$883 | \$1,044 | \$1,452 | \$117,354 |
| Poisoning and toxic effects | 87 | 880 | 9,819 | \$932 | \$2,046 | \$4,296 | \$81,115 |
| Other injury | 262 | 1,654 | 16,976 | \$1,082 | \$1,516 | \$6,684 | \$289,288 |

* Outliers were excluded in the calculation of average charges.
** Excludes professional fees.

*** Based on ICD-9 E-Code.
**** Based on Principal Diagnosis.

Table 8
ED Encounters Due to Injury or Poisoning
January 1, 2009 to December 31, 2009

Health District of Hospital: Salt Lake County
Inpatient Peer group: Acute, urban, high CMI (n=2)

County: Salt Lake
Ownership: Government

ED beds: 28
Affiliation: University Healthcare

| Intent and mechanism of injury*** | # of Encounters | | | Average ER Charges (\$)* | | | Total Charges (\$)*** |
|---|-----------------|--------|---------|--------------------------|----------|----------|-----------------------|
| | Hospital | Peer | State | Hospital | Peer | State | Hospital |
| All Injury Encounters | 9,409 | 31,362 | 221,320 | \$7,603 | \$6,359 | \$3,037 | \$83,611,295 |
| Unintentional injuries | 7,795 | 25,188 | 190,714 | \$7,590 | \$5,496 | \$2,468 | \$68,707,809 |
| Falls | 2,809 | 8,455 | 63,783 | \$8,083 | \$6,607 | \$3,266 | \$26,443,379 |
| Motor vehicle traffic | 1,216 | 4,276 | 21,934 | \$15,830 | \$10,049 | \$4,096 | \$20,587,799 |
| Struck against or accidentally by object or persons | 685 | 2,821 | 26,325 | \$3,636 | \$2,185 | \$1,221 | \$2,892,395 |
| Overexertion and strenuous movements | 563 | 1,832 | 15,696 | \$1,028 | \$1,400 | \$1,143 | \$639,883 |
| Cutting or piercing instruments or objects | 590 | 1,593 | 13,533 | \$1,139 | \$1,191 | \$903 | \$709,363 |
| Natural and environmental factors | 198 | 718 | 6,758 | \$1,971 | \$1,769 | \$1,228 | \$649,899 |
| Poisoning | 104 | 572 | 4,905 | \$4,854 | \$5,725 | \$3,358 | \$550,585 |
| Fire and flames, hot subst/object caustic | 188 | 395 | 2,835 | \$7,280 | \$4,993 | \$1,398 | \$1,803,512 |
| Machinery | 98 | 233 | 1,213 | \$11,203 | \$8,287 | \$2,872 | \$1,161,906 |
| Pedal cyc,nontraffic/other | 300 | 642 | 4,110 | \$6,062 | \$5,044 | \$2,443 | \$2,144,131 |
| Motor vehicle, nontraffic | 114 | 289 | 2,802 | \$20,693 | \$13,791 | \$4,123 | \$2,359,116 |
| Other trans. [(E800-7,E826)(.0-.2,.8,.9)],E827-9,E831,E833-45 | 74 | 213 | 1,572 | \$15,386 | \$14,185 | \$4,617 | \$1,349,752 |
| Suffocation | 5 | 14 | 138 | \$3,863 | \$7,261 | \$8,927 | \$19,314 |
| Firearm missile | 26 | 56 | 292 | \$14,961 | \$11,333 | \$6,654 | \$419,075 |
| Other and not elsewhere classified | 544 | 1,625 | 17,430 | \$9,996 | \$5,959 | \$2,034 | \$6,359,286 |
| Mechanism unspecified | 281 | 1,454 | 7,388 | \$2,099 | \$1,965 | \$1,934 | \$618,414 |
| Intentional injuries | 903 | 2,412 | 11,765 | \$6,690 | \$6,601 | \$4,261 | \$7,047,316 |
| Assault | 547 | 1,399 | 6,209 | \$5,342 | \$5,341 | \$2,956 | \$3,398,758 |
| Unarmed fight,striking by blunt/thrown object | 298 | 685 | 3,030 | \$3,531 | \$3,950 | \$2,581 | \$1,178,157 |
| Cutting or piercing instrument | 62 | 136 | 363 | \$11,205 | \$12,905 | \$6,665 | \$700,368 |
| Firearm | 11 | 35 | 66 | \$17,068 | \$32,941 | \$20,130 | \$210,807 |
| Other mechanism | 176 | 543 | 2,750 | \$6,561 | \$4,144 | \$2,602 | \$1,309,426 |
| Self-inflicted | 341 | 970 | 5,363 | \$8,878 | \$8,385 | \$5,793 | \$3,596,436 |
| Poisoning | 202 | 632 | 3,754 | \$5,308 | \$5,922 | \$5,871 | \$1,452,708 |
| Cutting and piercing instrument | 92 | 236 | 1,215 | \$4,653 | \$5,976 | \$3,715 | \$531,408 |
| Suffocation | 8 | 17 | 93 | \$8,932 | \$13,027 | \$6,626 | \$155,746 |
| Other mechanism | 39 | 85 | 301 | \$36,941 | \$34,510 | \$13,316 | \$1,456,574 |
| Other cause of violence | 15 | 43 | 193 | \$3,475 | \$6,428 | \$3,059 | \$52,122 |
| Injuries of undetermined intent | 74 | 239 | 1,249 | \$6,259 | \$4,688 | \$4,774 | \$530,939 |
| Adverse effects of medical treatment | 607 | 3,323 | 16,875 | \$9,651 | \$13,252 | \$8,737 | \$7,284,385 |
| Unknown | 30 | 200 | 717 | \$949 | \$2,066 | \$1,461 | \$40,846 |

| Type of Injury**** | Hospital | Peer | State | Hospital | Peer | State | Hospital |
|-----------------------------|----------|--------|---------|----------|----------|---------|---------------|
| All Encounters | 8,558 | 26,284 | 196,138 | \$9,897 | \$7,254 | \$2,933 | \$104,635,107 |
| Fractures | 1,787 | 4,803 | 31,582 | \$24,871 | \$19,826 | \$7,269 | \$46,694,951 |
| Sprains | 1,434 | 4,673 | 37,593 | \$962 | \$1,120 | \$1,115 | \$1,531,872 |
| Intracranial | 412 | 1,274 | 6,898 | \$23,559 | \$16,543 | \$6,566 | \$11,248,775 |
| Open wounds | 1,439 | 4,524 | 42,825 | \$1,981 | \$1,729 | \$1,071 | \$4,015,239 |
| Superficial | 273 | 733 | 5,890 | \$936 | \$912 | \$756 | \$321,758 |
| Contusions | 958 | 3,233 | 23,793 | \$1,210 | \$1,225 | \$1,089 | \$1,574,263 |
| Foreign bodies | 95 | 381 | 3,977 | \$1,479 | \$1,281 | \$1,129 | \$149,140 |
| Burns | 229 | 415 | 2,799 | \$24,380 | \$13,266 | \$2,519 | \$13,098,043 |
| Complications | 489 | 1,910 | 13,986 | \$1,467 | \$1,703 | \$1,452 | \$1,142,359 |
| Poisoning and toxic effects | 322 | 1,315 | 9,819 | \$5,906 | \$6,124 | \$4,296 | \$2,422,148 |
| Other injury | 1,120 | 3,023 | 16,976 | \$17,143 | \$15,158 | \$6,684 | \$22,436,558 |

* Outliers were excluded in the calculation of average charges.
** Excludes professional fees.

*** Based on ICD-9 E-Code.
**** Based on Principal Diagnosis.

Health District of Hospital: Salt Lake County
Inpatient Peer group: None (n=4)

County: Salt Lake
Ownership: Government

ED beds: 0
Affiliation: University Healthcare

| Intent and mechanism of injury*** | # of Encounters | | | Average ER Charges (\$)* | | | Total Charges (\$) ** |
|--------------------------------------|-----------------|------|---------|--------------------------|------|---------|-----------------------|
| | Hospital | Peer | State | Hospital | Peer | State | Hospital |
| All Injury Encounters | 137 | . | 221,320 | \$20,687 | . | \$3,037 | \$3,752,444 |
| Unintentional injuries | 16 | . | 190,714 | \$24,060 | . | \$2,468 | \$470,281 |
| Falls | 12 | . | 63,783 | \$26,078 | . | \$3,266 | \$394,225 |
| Natural and environmental factors | 2 | . | 6,758 | \$29,715 | . | \$1,228 | \$59,429 |
| Poisoning | 1 | . | 4,905 | \$8,042 | . | \$3,358 | \$8,042 |
| Other and not elsewhere classified | 1 | . | 17,430 | \$8,585 | . | \$2,034 | \$8,585 |
| Injuries of undetermined intent | 2 | . | 1,249 | \$6,372 | . | \$4,774 | \$78,105 |
| Adverse effects of medical treatment | 119 | . | 16,875 | \$20,379 | . | \$8,737 | \$3,204,058 |
| <hr/> | | | | | | | |
| Type of Injury**** | Hospital | Peer | State | Hospital | Peer | State | Hospital |
| All Encounters | 55 | . | 196,138 | \$17,415 | . | \$2,933 | \$1,942,522 |
| Fractures | 1 | . | 31,582 | \$3,409 | . | \$7,269 | \$3,409 |
| Intracranial | 1 | . | 6,898 | \$39,546 | . | \$6,566 | \$39,546 |
| Contusions | 1 | . | 23,793 | . | . | \$1,089 | \$109,609 |
| Foreign bodies | 1 | . | 3,977 | \$8,955 | . | \$1,129 | \$8,955 |
| Poisoning and toxic effects | 2 | . | 9,819 | \$6,372 | . | \$4,296 | \$78,105 |
| Other injury | 49 | . | 16,976 | \$17,686 | . | \$6,684 | \$1,702,898 |

* Outliers were excluded in the calculation of average charges.

** Excludes professional fees.

*** Based on ICD-9 E-Code.

**** Based on Principal Diagnosis.

Health District of Hospital: Utah County
Inpatient Peer group: Acute, urban, upper medium CMI (n=4)

County: Utah
Ownership: Not for profit

ED beds: 20
Affiliation: Intermountain Healthcare

| Intent and mechanism of injury*** | # of Encounters | | | Average ER Charges (\$)* | | | Total Charges (\$)*** |
|---|-----------------|--------|---------|--------------------------|----------|----------|-----------------------|
| | Hospital | Peer | State | Hospital | Peer | State | Hospital |
| All Injury Encounters | 12,329 | 42,629 | 221,320 | \$4,220 | \$3,671 | \$3,037 | \$59,656,648 |
| Unintentional injuries | 10,468 | 35,736 | 190,714 | \$3,660 | \$3,049 | \$2,468 | \$44,096,419 |
| Falls | 3,472 | 12,568 | 63,783 | \$4,581 | \$4,152 | \$3,266 | \$17,026,578 |
| Motor vehicle traffic | 1,335 | 4,334 | 21,934 | \$7,095 | \$4,396 | \$4,096 | \$11,764,371 |
| Struck against or accidentally by object or persons | 1,603 | 4,671 | 26,325 | \$1,362 | \$1,442 | \$1,221 | \$2,260,994 |
| Overexertion and strenuous movements | 639 | 3,320 | 15,696 | \$1,477 | \$1,325 | \$1,143 | \$1,042,166 |
| Cutting or piercing instruments or objects | 676 | 2,590 | 13,533 | \$910 | \$1,071 | \$903 | \$623,773 |
| Natural and environmental factors | 330 | 1,266 | 6,758 | \$1,335 | \$1,364 | \$1,228 | \$481,614 |
| Poisoning | 280 | 1,061 | 4,905 | \$2,181 | \$3,870 | \$3,358 | \$782,396 |
| Fire and flames, hot subst/object caustic | 135 | 486 | 2,835 | \$813 | \$1,034 | \$1,398 | \$109,821 |
| Machinery | 63 | 170 | 1,213 | \$3,055 | \$2,279 | \$2,872 | \$262,346 |
| Pedal cyc,nontraffic/other | 264 | 723 | 4,110 | \$2,723 | \$2,417 | \$2,443 | \$867,559 |
| Motor vehicle, nontraffic | 171 | 384 | 2,802 | \$9,696 | \$6,045 | \$4,123 | \$1,869,522 |
| Other trans. [(E800-7,E826)(.0-.2,.8,.9)],E827-9,E831,E833-45 | 97 | 229 | 1,572 | \$10,682 | \$6,839 | \$4,617 | \$1,082,118 |
| Suffocation | 9 | 31 | 138 | \$3,089 | \$12,564 | \$8,927 | \$97,482 |
| Firearm missile | 19 | 51 | 292 | \$4,975 | \$4,066 | \$6,654 | \$107,630 |
| Other and not elsewhere classified | 892 | 2,363 | 17,430 | \$4,258 | \$3,381 | \$2,034 | \$4,354,525 |
| Mechanism unspecified | 483 | 1,489 | 7,388 | \$2,573 | \$2,669 | \$1,934 | \$1,363,524 |
| Intentional injuries | 724 | 2,844 | 11,765 | \$4,356 | \$4,278 | \$4,261 | \$3,767,066 |
| Assault | 297 | 1,472 | 6,209 | \$2,802 | \$2,804 | \$2,956 | \$956,894 |
| Unarmed fight,striking by blunt/thrown object | 115 | 611 | 3,030 | \$3,907 | \$3,115 | \$2,581 | \$484,799 |
| Cutting or piercing instrument | 15 | 97 | 363 | \$8,328 | \$4,707 | \$6,665 | \$169,542 |
| Other mechanism | 167 | 753 | 2,750 | \$1,683 | \$2,327 | \$2,602 | \$302,553 |
| Self-inflicted | 413 | 1,317 | 5,363 | \$5,502 | \$5,952 | \$5,793 | \$2,759,466 |
| Poisoning | 222 | 877 | 3,754 | \$6,159 | \$6,728 | \$5,871 | \$1,556,837 |
| Cutting and piercing instrument | 142 | 349 | 1,215 | \$3,356 | \$3,732 | \$3,715 | \$565,778 |
| Suffocation | 9 | 16 | 93 | \$4,014 | \$5,502 | \$6,626 | \$36,124 |
| Other mechanism | 40 | 75 | 301 | \$10,232 | \$7,484 | \$13,316 | \$600,727 |
| Other cause of violence | 14 | 55 | 193 | \$3,622 | \$2,796 | \$3,059 | \$50,706 |
| Injuries of undetermined intent | 143 | 394 | 1,249 | \$4,771 | \$4,158 | \$4,774 | \$817,959 |
| Adverse effects of medical treatment | 993 | 3,596 | 16,875 | \$10,061 | \$9,499 | \$8,737 | \$10,970,034 |
| Unknown | 1 | 59 | 717 | \$5,171 | \$3,184 | \$1,461 | \$5,171 |

| Type of Injury**** | Hospital | Peer | State | Hospital | Peer | State | Hospital |
|-----------------------------|----------|--------|---------|----------|---------|---------|--------------|
| All Encounters | 10,722 | 37,503 | 196,138 | \$4,258 | \$3,599 | \$2,933 | \$52,341,485 |
| Fractures | 1,847 | 6,106 | 31,582 | \$12,492 | \$9,190 | \$7,269 | \$25,594,250 |
| Sprains | 1,990 | 7,612 | 37,593 | \$1,071 | \$1,299 | \$1,115 | \$2,366,297 |
| Intracranial | 407 | 1,316 | 6,898 | \$13,140 | \$7,798 | \$6,566 | \$5,671,115 |
| Open wounds | 2,299 | 7,530 | 42,825 | \$1,191 | \$1,265 | \$1,071 | \$3,275,743 |
| Superficial | 304 | 1,108 | 5,890 | \$757 | \$929 | \$756 | \$305,983 |
| Contusions | 1,135 | 4,296 | 23,793 | \$1,120 | \$1,308 | \$1,089 | \$1,706,097 |
| Foreign bodies | 276 | 740 | 3,977 | \$1,000 | \$1,443 | \$1,129 | \$306,458 |
| Burns | 126 | 430 | 2,799 | \$721 | \$906 | \$2,519 | \$90,818 |
| Complications | 743 | 2,871 | 13,986 | \$1,722 | \$1,921 | \$1,452 | \$1,494,387 |
| Poisoning and toxic effects | 620 | 2,063 | 9,819 | \$3,783 | \$5,054 | \$4,296 | \$2,803,014 |
| Other injury | 975 | 3,431 | 16,976 | \$7,882 | \$7,637 | \$6,684 | \$8,727,321 |

* Outliers were excluded in the calculation of average charges.
** Excludes professional fees.

*** Based on ICD-9 E-Code.
**** Based on Principal Diagnosis.

Health District of Hospital: Southwest Utah
Inpatient Peer group: Acute, rural, high CMI (n=7)

County: Iron
Ownership: Not for profit

ED beds: 7
Affiliation: Intermountain Healthcare

| Intent and mechanism of injury*** | # of Encounters | | | Average ER Charges (\$)* | | | Total Charges (\$)*** |
|---|-----------------|--------|---------|--------------------------|---------|----------|-----------------------|
| | Hospital | Peer | State | Hospital | Peer | State | Hospital |
| All Injury Encounters | 4,364 | 34,169 | 221,320 | \$1,433 | \$2,159 | \$3,037 | \$6,540,505 |
| Unintentional injuries | 3,793 | 30,024 | 190,714 | \$1,288 | \$1,708 | \$2,468 | \$5,130,344 |
| Falls | 1,186 | 9,900 | 63,783 | \$1,646 | \$2,402 | \$3,266 | \$2,045,345 |
| Motor vehicle traffic | 453 | 3,274 | 21,934 | \$1,879 | \$2,404 | \$4,096 | \$926,858 |
| Struck against or accidentally by object or persons | 457 | 4,154 | 26,325 | \$823 | \$876 | \$1,221 | \$376,197 |
| Overexertion and strenuous movements | 256 | 2,519 | 15,696 | \$725 | \$883 | \$1,143 | \$185,557 |
| Cutting or piercing instruments or objects | 295 | 2,057 | 13,533 | \$537 | \$655 | \$903 | \$158,317 |
| Natural and environmental factors | 119 | 1,152 | 6,758 | \$704 | \$878 | \$1,228 | \$88,900 |
| Poisoning | 59 | 693 | 4,905 | \$1,711 | \$2,521 | \$3,358 | \$106,283 |
| Fire and flames, hot subst/object caustic | 61 | 527 | 2,835 | \$680 | \$679 | \$1,398 | \$41,459 |
| Machinery | 18 | 227 | 1,213 | \$1,688 | \$1,514 | \$2,872 | \$30,382 |
| Pedal cyc,nontraffic/other | 96 | 608 | 4,110 | \$1,249 | \$1,812 | \$2,443 | \$119,865 |
| Motor vehicle, nontraffic | 145 | 757 | 2,802 | \$2,468 | \$2,548 | \$4,123 | \$370,483 |
| Other trans. [(E800-7,E826)(.0-.2,.8,.9)],E827-9,E831,E833-45 | 44 | 290 | 1,572 | \$1,622 | \$2,466 | \$4,617 | \$78,129 |
| Suffocation | 1 | 10 | 138 | \$2,014 | \$2,339 | \$8,927 | \$2,014 |
| Firearm missile | 12 | 54 | 292 | \$1,201 | \$1,450 | \$6,654 | \$14,411 |
| Other and not elsewhere classified | 447 | 2,587 | 17,430 | \$905 | \$1,268 | \$2,034 | \$417,930 |
| Mechanism unspecified | 144 | 1,215 | 7,388 | \$1,034 | \$1,636 | \$1,934 | \$168,215 |
| Intentional injuries | 174 | 1,306 | 11,765 | \$1,757 | \$3,136 | \$4,261 | \$312,509 |
| Assault | 107 | 682 | 6,209 | \$1,409 | \$1,714 | \$2,956 | \$154,676 |
| Unarmed fight,striking by blunt/thrown object | 33 | 431 | 3,030 | \$2,030 | \$1,627 | \$2,581 | \$67,001 |
| Cutting or piercing instrument | 3 | 22 | 363 | \$805 | \$2,562 | \$6,665 | \$2,416 |
| Other mechanism | 71 | 224 | 2,750 | \$1,143 | \$1,514 | \$2,602 | \$85,259 |
| Self-inflicted | 62 | 593 | 5,363 | \$2,445 | \$4,870 | \$5,793 | \$154,230 |
| Poisoning | 40 | 405 | 3,754 | \$2,627 | \$5,773 | \$5,871 | \$105,084 |
| Cutting and piercing instrument | 15 | 139 | 1,215 | \$1,757 | \$2,383 | \$3,715 | \$29,686 |
| Suffocation | 2 | 15 | 93 | \$5,583 | \$5,466 | \$6,626 | \$11,166 |
| Other mechanism | 5 | 34 | 301 | \$1,659 | \$3,993 | \$13,316 | \$8,293 |
| Other cause of violence | 5 | 31 | 193 | \$720 | \$1,566 | \$3,059 | \$3,602 |
| Injuries of undetermined intent | 61 | 189 | 1,249 | \$2,395 | \$4,057 | \$4,774 | \$146,072 |
| Adverse effects of medical treatment | 334 | 2,481 | 16,875 | \$2,745 | \$7,121 | \$8,737 | \$950,560 |
| Unknown | 2 | 169 | 717 | \$510 | \$826 | \$1,461 | \$1,020 |

| Type of Injury**** | Hospital | Peer | State | Hospital | Peer | State | Hospital |
|-----------------------------|----------|--------|---------|----------|---------|---------|-------------|
| All Encounters | 3,602 | 29,608 | 196,138 | \$1,337 | \$1,899 | \$2,933 | \$5,021,253 |
| Fractures | 665 | 4,985 | 31,582 | \$2,798 | \$4,439 | \$7,269 | \$1,972,728 |
| Sprains | 533 | 5,014 | 37,593 | \$730 | \$859 | \$1,115 | \$389,253 |
| Intracranial | 75 | 1,017 | 6,898 | \$2,986 | \$3,023 | \$6,566 | \$229,338 |
| Open wounds | 876 | 6,808 | 42,825 | \$705 | \$840 | \$1,071 | \$631,959 |
| Superficial | 111 | 821 | 5,890 | \$494 | \$557 | \$756 | \$57,584 |
| Contusions | 573 | 4,268 | 23,793 | \$744 | \$915 | \$1,089 | \$453,256 |
| Foreign bodies | 74 | 549 | 3,977 | \$546 | \$580 | \$1,129 | \$40,389 |
| Burns | 59 | 510 | 2,799 | \$490 | \$619 | \$2,519 | \$28,902 |
| Complications | 166 | 1,890 | 13,986 | \$1,047 | \$1,125 | \$1,452 | \$194,642 |
| Poisoning and toxic effects | 156 | 1,300 | 9,819 | \$2,013 | \$3,508 | \$4,296 | \$314,084 |
| Other injury | 314 | 2,446 | 16,976 | \$2,224 | \$3,880 | \$6,684 | \$709,118 |

* Outliers were excluded in the calculation of average charges.
** Excludes professional fees.

*** Based on ICD-9 E-Code.
**** Based on Principal Diagnosis.

Table 9
ED Encounters by Top-Volume Diagnostic Categories
January 1, 2009 to December 31, 2009

Health District of Hospital: Southeastern Utah
Inpatient Peer group: Acute, rural, low CMI (n=16)

County: Grand
Ownership: Government

ED beds: 3
Affiliation: Management

| | Number of Encounters | | | Charges(\$)* | | |
|--------------------|----------------------|--------|---------|--------------|---------------|-----------------|
| | Hospital | Peer | State | Hospital | Peer | State |
| Total ER charges | 4,194 | 76,365 | 770,211 | \$5,049,830 | \$114,763,709 | \$2,993,970,489 |
| Average ER charges | . | . | . | \$1,164 | \$1,396 | \$3,445 |

Principal Diagnosis Group and ICD-9 Codes**

| | | Number of Encounters | | | Average Charges (\$)*** | | |
|---|---|----------------------|--------|---------|-------------------------|---------|----------|
| | | Hospital | Peer | State | Hospital | Peer | State |
| Diabetes | 250.0-250.9 | 12 | 397 | 4,211 | \$6,396 | \$3,373 | \$5,862 |
| Otitis media and Eustachian tube disorders | 381-382 | 83 | 1,879 | 10,928 | \$298 | \$306 | \$505 |
| Heart dis. excl. ischemic | 391-392.0,393-398,402,404,415,416,420-429 | 65 | 974 | 11,154 | \$4,081 | \$4,712 | \$12,712 |
| Acute upper respiratory inf., excl. pharyngitis | 460-461,463-466 | 167 | 3,433 | 30,262 | \$547 | \$518 | \$1,101 |
| Acute pharyngitis | 462 | 46 | 858 | 6,888 | \$355 | \$380 | \$694 |
| Pneumonia | 480-486 | 59 | 1,273 | 11,766 | \$3,947 | \$4,619 | \$6,940 |
| Chronic and unspedified bronchitis | 490-491 | 43 | 1,237 | 7,244 | \$1,174 | \$1,313 | \$3,042 |
| Asthma | 493 | 45 | 824 | 7,634 | \$1,248 | \$1,471 | \$2,485 |
| Noninfectious enteritis and colitis | 555-558 | 27 | 1,209 | 7,786 | \$1,073 | \$1,307 | \$3,462 |
| Urinary tract infection, site not specified | 599.0 | 66 | 1,214 | 10,736 | \$1,091 | \$1,410 | \$2,604 |
| Dorsopathies | 720-724 | 65 | 1,560 | 16,124 | \$735 | \$876 | \$1,670 |
| Rheumatism, excluding back | 725-729 | 48 | 1,057 | 10,923 | \$763 | \$756 | \$1,354 |
| Convulsions | 780.3 | 11 | 244 | 3,608 | \$2,380 | \$1,967 | \$2,702 |
| Headache and migraine | 784.0,346.90 | 64 | 2,078 | 19,376 | \$940 | \$774 | \$1,613 |
| Chest pain | 786.5 | 61 | 1,885 | 26,863 | \$1,964 | \$2,208 | \$3,163 |
| Abdominal pain | 789.0 | 86 | 2,744 | 42,937 | \$1,774 | \$1,882 | \$2,722 |
| Fractures, excluding lower limb | 800-819 | 218 | 2,595 | 22,428 | \$1,287 | \$1,636 | \$5,858 |
| Fracture of lower limb | 820-829 | 73 | 1,003 | 9,154 | \$1,063 | \$2,887 | \$10,632 |
| Sprains and strains, excluding ankle and back | 840-844,845.1,848 | 110 | 1,738 | 13,251 | \$498 | \$575 | \$931 |
| Sprains and strains of ankle | 845.0 | 53 | 873 | 6,569 | \$600 | \$583 | \$925 |
| Sprains and strains of back | 846-847 | 54 | 1,516 | 17,773 | \$858 | \$983 | \$1,321 |
| Open wound of head | 870-873 | 133 | 2,418 | 19,553 | \$760 | \$734 | \$1,072 |
| Open wound, excluding head | 874-897 | 237 | 3,433 | 23,272 | \$678 | \$637 | \$1,071 |
| Superficial injury | 910-919 | 50 | 888 | 5,890 | \$340 | \$533 | \$756 |
| Contusion with intact skin surface | 920-924 | 187 | 2,943 | 23,793 | \$671 | \$760 | \$1,089 |
| All other | | 2,131 | 36,092 | 400,088 | \$1,234 | \$1,544 | \$4,103 |

* Excludes professional fees.

** Based on Principal Diagnosis.

*** Outliers were excluded in the calculation of average charges.

Health District of Hospital: Salt Lake County
Inpatient Peer group: Acute, urban, low CMI (n=6)

County: Salt Lake
Ownership: Not for profit

ED beds: 17
Affiliation: Intermountain Healthcare

| | Number of Encounters | | | Charges(\$)* | | |
|--------------------|----------------------|---------|---------|--------------|---------------|-----------------|
| | Hospital | Peer | State | Hospital | Peer | State |
| Total ER charges | 30,421 | 119,283 | 770,211 | \$68,922,963 | \$342,355,102 | \$2,993,970,489 |
| Average ER charges | . | . | . | \$2,176 | \$2,606 | \$3,445 |

Principal Diagnosis Group and ICD-9 Codes**

| | | Number of Encounters | | | Average Charges (\$)*** | | |
|---|---|----------------------|--------|---------|-------------------------|----------|----------|
| | | Hospital | Peer | State | Hospital | Peer | State |
| Diabetes | 250.0-250.9 | 125 | 526 | 4,211 | \$4,684 | \$5,754 | \$5,862 |
| Otitis media and Eustachian tube disorders | 381-382 | 297 | 1,739 | 10,928 | \$479 | \$609 | \$505 |
| Heart dis. excl. ischemic | 391-392.0,393-398,402,404,415,416,420-429 | 341 | 1,442 | 11,154 | \$6,447 | \$10,044 | \$12,712 |
| Acute upper respiratory inf., excl. pharyngitis | 460-461,463-466 | 721 | 4,440 | 30,262 | \$849 | \$1,030 | \$1,101 |
| Acute pharyngitis | 462 | 239 | 1,020 | 6,888 | \$763 | \$806 | \$694 |
| Pneumonia | 480-486 | 490 | 1,960 | 11,766 | \$4,451 | \$5,253 | \$6,940 |
| Chronic and unspedified bronchitis | 490-491 | 341 | 984 | 7,244 | \$1,775 | \$2,358 | \$3,042 |
| Asthma | 493 | 153 | 877 | 7,634 | \$1,688 | \$2,378 | \$2,485 |
| Noninfectious enteritis and colitis | 555-558 | 192 | 1,266 | 7,786 | \$3,051 | \$3,003 | \$3,462 |
| Urinary tract infection, site not specified | 599.0 | 329 | 1,509 | 10,736 | \$2,232 | \$2,538 | \$2,604 |
| Dorsopathies | 720-724 | 555 | 2,329 | 16,124 | \$1,322 | \$1,367 | \$1,670 |
| Rheumatism, excluding back | 725-729 | 464 | 1,728 | 10,923 | \$1,141 | \$1,152 | \$1,354 |
| Convulsions | 780.3 | 73 | 475 | 3,608 | \$2,380 | \$2,373 | \$2,702 |
| Headache and migraine | 784.0,346.90 | 881 | 3,337 | 19,376 | \$1,555 | \$1,559 | \$1,613 |
| Chest pain | 786.5 | 1,060 | 4,251 | 26,863 | \$2,346 | \$2,773 | \$3,163 |
| Abdominal pain | 789.0 | 2,027 | 7,242 | 42,937 | \$2,570 | \$2,712 | \$2,722 |
| Fractures, excluding lower limb | 800-819 | 903 | 3,538 | 22,428 | \$2,018 | \$2,031 | \$5,858 |
| Fracture of lower limb | 820-829 | 340 | 1,397 | 9,154 | \$6,580 | \$7,322 | \$10,632 |
| Sprains and strains, excluding ankle and back | 840-844,845.1,848 | 447 | 2,430 | 13,251 | \$831 | \$927 | \$931 |
| Sprains and strains of ankle | 845.0 | 252 | 1,167 | 6,569 | \$900 | \$915 | \$925 |
| Sprains and strains of back | 846-847 | 631 | 3,434 | 17,773 | \$1,038 | \$1,158 | \$1,321 |
| Open wound of head | 870-873 | 862 | 3,652 | 19,553 | \$1,082 | \$1,006 | \$1,072 |
| Open wound, excluding head | 874-897 | 1,017 | 3,988 | 23,272 | \$885 | \$952 | \$1,071 |
| Superficial injury | 910-919 | 227 | 821 | 5,890 | \$809 | \$767 | \$756 |
| Contusion with intact skin surface | 920-924 | 960 | 3,784 | 23,793 | \$981 | \$1,018 | \$1,089 |
| All other | | 16,494 | 59,947 | 400,088 | \$2,386 | \$3,097 | \$4,103 |

* Excludes professional fees.

** Based on Principal Diagnosis.

*** Outliers were excluded in the calculation of average charges.

Table 9
ED Encounters by Top-Volume Diagnostic Categories
January 1, 2009 to December 31, 2009

Health District of Hospital: Utah County
Inpatient Peer group: Acute, urban, low CMI (n=6)

County: Utah
Ownership: Not for profit

ED beds: 11
Affiliation: Intermountain Healthcare

| | Number of Encounters | | | Charges(\$)* | | |
|--------------------|----------------------|---------|---------|--------------|---------------|-----------------|
| | Hospital | Peer | State | Hospital | Peer | State |
| Total ER charges | 26,326 | 119,283 | 770,211 | \$62,379,278 | \$342,355,102 | \$2,993,970,489 |
| Average ER charges | . | . | . | \$2,274 | \$2,606 | \$3,445 |

| Principal Diagnosis Group and ICD-9 Codes** | Number of Encounters | | | Average Charges (\$)*** | | |
|---|----------------------|--------|---------|-------------------------|----------|----------|
| | Hospital | Peer | State | Hospital | Peer | State |
| Diabetes 250.0-250.9 | 121 | 526 | 4,211 | \$4,387 | \$5,754 | \$5,862 |
| Otitis media and Eustachian tube disorders 381-382 | 256 | 1,739 | 10,928 | \$623 | \$609 | \$505 |
| Heart dis. excl. ischemic 391-392.0,393-398,402,404,415,416,420-429 | 380 | 1,442 | 11,154 | \$7,865 | \$10,044 | \$12,712 |
| Acute upper respiratory inf., excl. pharyngitis 460-461,463-466 | 1,069 | 4,440 | 30,262 | \$988 | \$1,030 | \$1,101 |
| Acute pharyngitis 462 | 222 | 1,020 | 6,888 | \$737 | \$806 | \$694 |
| Pneumonia 480-486 | 394 | 1,960 | 11,766 | \$4,838 | \$5,253 | \$6,940 |
| Chronic and unspedified bronchitis 490-491 | 161 | 984 | 7,244 | \$1,808 | \$2,358 | \$3,042 |
| Asthma 493 | 185 | 877 | 7,634 | \$1,563 | \$2,378 | \$2,485 |
| Noninfectious enteritis and colitis 555-558 | 315 | 1,266 | 7,786 | \$2,827 | \$3,003 | \$3,462 |
| Urinary tract infection, site not specified 599.0 | 289 | 1,509 | 10,736 | \$2,315 | \$2,538 | \$2,604 |
| Dorsopathies 720-724 | 504 | 2,329 | 16,124 | \$1,261 | \$1,367 | \$1,670 |
| Rheumatism, excluding back 725-729 | 387 | 1,728 | 10,923 | \$1,006 | \$1,152 | \$1,354 |
| Convulsions 780.3 | 165 | 475 | 3,608 | \$1,903 | \$2,373 | \$2,702 |
| Headache and migraine 784.0,346.90 | 809 | 3,337 | 19,376 | \$1,259 | \$1,559 | \$1,613 |
| Chest pain 786.5 | 1,011 | 4,251 | 26,863 | \$2,354 | \$2,773 | \$3,163 |
| Abdominal pain 789.0 | 1,700 | 7,242 | 42,937 | \$2,374 | \$2,712 | \$2,722 |
| Fractures, excluding lower limb 800-819 | 857 | 3,538 | 22,428 | \$1,782 | \$2,031 | \$5,858 |
| Fracture of lower limb 820-829 | 305 | 1,397 | 9,154 | \$7,383 | \$7,322 | \$10,632 |
| Sprains and strains, excluding ankle and back 840-844,845.1,848 | 562 | 2,430 | 13,251 | \$833 | \$927 | \$931 |
| Sprains and strains of ankle 845.0 | 263 | 1,167 | 6,569 | \$803 | \$915 | \$925 |
| Sprains and strains of back 846-847 | 717 | 3,434 | 17,773 | \$981 | \$1,158 | \$1,321 |
| Open wound of head 870-873 | 1,042 | 3,652 | 19,553 | \$925 | \$1,006 | \$1,072 |
| Open wound, excluding head 874-897 | 997 | 3,988 | 23,272 | \$857 | \$952 | \$1,071 |
| Superficial injury 910-919 | 164 | 821 | 5,890 | \$679 | \$767 | \$756 |
| Contusion with intact skin surface 920-924 | 873 | 3,784 | 23,793 | \$1,002 | \$1,018 | \$1,089 |
| All other | 12,578 | 59,947 | 400,088 | \$2,723 | \$3,097 | \$4,103 |

* Excludes professional fees.

** Based on Principal Diagnosis.

*** Outliers were excluded in the calculation of average charges.

Health District of Hospital: TriCounty
Inpatient Peer group: Acute, rural, high CMI (n=7)

County: Uintah
Ownership: Investor-owned

ED beds: 5
Affiliation: Lifepoint Hospitals, Inc.

| | Number of Encounters | | | Charges(\$)* | | |
|--------------------|----------------------|---------|---------|--------------|---------------|-----------------|
| | Hospital | Peer | State | Hospital | Peer | State |
| Total ER charges | 12,208 | 112,935 | 770,211 | \$20,128,704 | \$310,534,942 | \$2,993,970,489 |
| Average ER charges | . | . | . | \$1,515 | \$2,591 | \$3,445 |

Principal Diagnosis Group and ICD-9 Codes**

| | | Number of Encounters | | | Average Charges (\$)*** | | |
|---|---|----------------------|--------|---------|-------------------------|----------|----------|
| | | Hospital | Peer | State | Hospital | Peer | State |
| Diabetes | 250.0-250.9 | 29 | 585 | 4,211 | \$3,586 | \$4,869 | \$5,862 |
| Otitis media and Eustachian tube disorders | 381-382 | 372 | 1,788 | 10,928 | \$225 | \$380 | \$505 |
| Heart dis. excl. ischemic | 391-392.0,393-398,402,404,415,416,420-429 | 115 | 1,794 | 11,154 | \$6,645 | \$10,008 | \$12,712 |
| Acute upper respiratory inf., excl. pharyngitis | 460-461,463-466 | 705 | 4,174 | 30,262 | \$386 | \$714 | \$1,101 |
| Acute pharyngitis | 462 | 184 | 1,320 | 6,888 | \$294 | \$459 | \$694 |
| Pneumonia | 480-486 | 214 | 1,989 | 11,766 | \$4,286 | \$5,928 | \$6,940 |
| Chronic and unspedified bronchitis | 490-491 | 141 | 1,005 | 7,244 | \$2,929 | \$2,829 | \$3,042 |
| Asthma | 493 | 125 | 1,023 | 7,634 | \$979 | \$1,478 | \$2,485 |
| Noninfectious enteritis and colitis | 555-558 | 234 | 1,080 | 7,786 | \$1,320 | \$3,012 | \$3,462 |
| Urinary tract infection, site not specified | 599.0 | 203 | 2,092 | 10,736 | \$1,072 | \$1,910 | \$2,604 |
| Dorsopathies | 720-724 | 237 | 2,296 | 16,124 | \$978 | \$1,118 | \$1,670 |
| Rheumatism, excluding back | 725-729 | 202 | 1,541 | 10,923 | \$505 | \$1,076 | \$1,354 |
| Convulsions | 780.3 | 38 | 388 | 3,608 | \$2,166 | \$2,159 | \$2,702 |
| Headache and migraine | 784.0,346.90 | 374 | 2,955 | 19,376 | \$1,110 | \$1,180 | \$1,613 |
| Chest pain | 786.5 | 288 | 3,680 | 26,863 | \$2,966 | \$2,615 | \$3,163 |
| Abdominal pain | 789.0 | 379 | 5,538 | 42,937 | \$2,274 | \$2,104 | \$2,722 |
| Fractures, excluding lower limb | 800-819 | 293 | 3,467 | 22,428 | \$2,407 | \$2,531 | \$5,858 |
| Fracture of lower limb | 820-829 | 136 | 1,518 | 9,154 | \$7,689 | \$8,773 | \$10,632 |
| Sprains and strains, excluding ankle and back | 840-844,845.1,848 | 239 | 1,792 | 13,251 | \$548 | \$668 | \$931 |
| Sprains and strains of ankle | 845.0 | 124 | 982 | 6,569 | \$613 | \$695 | \$925 |
| Sprains and strains of back | 846-847 | 281 | 2,240 | 17,773 | \$1,201 | \$1,084 | \$1,321 |
| Open wound of head | 870-873 | 317 | 3,108 | 19,553 | \$794 | \$940 | \$1,072 |
| Open wound, excluding head | 874-897 | 454 | 3,700 | 23,272 | \$695 | \$757 | \$1,071 |
| Superficial injury | 910-919 | 122 | 821 | 5,890 | \$435 | \$557 | \$756 |
| Contusion with intact skin surface | 920-924 | 442 | 4,268 | 23,793 | \$827 | \$915 | \$1,089 |
| All other | | 5,960 | 57,791 | 400,088 | \$1,591 | \$3,084 | \$4,103 |

* Excludes professional fees.

** Based on Principal Diagnosis.

*** Outliers were excluded in the calculation of average charges.

Health District of Hospital: Bear River
Inpatient Peer group: Acute, rural, low CMI (n=16)

County: Box Elder
Ownership: Not for profit

ED beds: 3
Affiliation: Intermountain Healthcare

| | Number of Encounters | | | Charges(\$)* | | |
|--------------------|----------------------|--------|---------|--------------|---------------|-----------------|
| | Hospital | Peer | State | Hospital | Peer | State |
| Total ER charges | 5,579 | 76,365 | 770,211 | \$7,139,747 | \$114,763,709 | \$2,993,970,489 |
| Average ER charges | . | . | . | \$1,245 | \$1,396 | \$3,445 |

Principal Diagnosis Group and ICD-9 Codes**

| | | Number of Encounters | | | Average Charges (\$)*** | | |
|---|---|----------------------|--------|---------|-------------------------|---------|----------|
| | | Hospital | Peer | State | Hospital | Peer | State |
| Diabetes | 250.0-250.9 | 37 | 397 | 4,211 | \$2,623 | \$3,373 | \$5,862 |
| Otitis media and Eustachian tube disorders | 381-382 | 123 | 1,879 | 10,928 | \$424 | \$306 | \$505 |
| Heart dis. excl. ischemic | 391-392.0,393-398,402,404,415,416,420-429 | 46 | 974 | 11,154 | \$4,162 | \$4,712 | \$12,712 |
| Acute upper respiratory inf., excl. pharyngitis | 460-461,463-466 | 253 | 3,433 | 30,262 | \$556 | \$518 | \$1,101 |
| Acute pharyngitis | 462 | 55 | 858 | 6,888 | \$448 | \$380 | \$694 |
| Pneumonia | 480-486 | 84 | 1,273 | 11,766 | \$3,819 | \$4,619 | \$6,940 |
| Chronic and unspedified bronchitis | 490-491 | 42 | 1,237 | 7,244 | \$1,320 | \$1,313 | \$3,042 |
| Asthma | 493 | 59 | 824 | 7,634 | \$957 | \$1,471 | \$2,485 |
| Noninfectious enteritis and colitis | 555-558 | 64 | 1,209 | 7,786 | \$1,044 | \$1,307 | \$3,462 |
| Urinary tract infection, site not specified | 599.0 | 94 | 1,214 | 10,736 | \$1,580 | \$1,410 | \$2,604 |
| Dorsopathies | 720-724 | 119 | 1,560 | 16,124 | \$724 | \$876 | \$1,670 |
| Rheumatism, excluding back | 725-729 | 85 | 1,057 | 10,923 | \$953 | \$756 | \$1,354 |
| Convulsions | 780.3 | 17 | 244 | 3,608 | \$2,204 | \$1,967 | \$2,702 |
| Headache and migraine | 784.0,346.90 | 283 | 2,078 | 19,376 | \$818 | \$774 | \$1,613 |
| Chest pain | 786.5 | 164 | 1,885 | 26,863 | \$1,982 | \$2,208 | \$3,163 |
| Abdominal pain | 789.0 | 253 | 2,744 | 42,937 | \$1,663 | \$1,882 | \$2,722 |
| Fractures, excluding lower limb | 800-819 | 162 | 2,595 | 22,428 | \$1,907 | \$1,636 | \$5,858 |
| Fracture of lower limb | 820-829 | 75 | 1,003 | 9,154 | \$4,591 | \$2,887 | \$10,632 |
| Sprains and strains, excluding ankle and back | 840-844,845.1,848 | 77 | 1,738 | 13,251 | \$647 | \$575 | \$931 |
| Sprains and strains of ankle | 845.0 | 63 | 873 | 6,569 | \$676 | \$583 | \$925 |
| Sprains and strains of back | 846-847 | 93 | 1,516 | 17,773 | \$779 | \$983 | \$1,321 |
| Open wound of head | 870-873 | 215 | 2,418 | 19,553 | \$710 | \$734 | \$1,072 |
| Open wound, excluding head | 874-897 | 253 | 3,433 | 23,272 | \$735 | \$637 | \$1,071 |
| Superficial injury | 910-919 | 59 | 888 | 5,890 | \$544 | \$533 | \$756 |
| Contusion with intact skin surface | 920-924 | 163 | 2,943 | 23,793 | \$885 | \$760 | \$1,089 |
| All other | | 2,641 | 36,092 | 400,088 | \$1,240 | \$1,544 | \$4,103 |

* Excludes professional fees.

** Based on Principal Diagnosis.

*** Outliers were excluded in the calculation of average charges.

Table 9
ED Encounters by Top-Volume Diagnostic Categories
January 1, 2009 to December 31, 2009

Health District of Hospital: Southwest Utah
Inpatient Peer group: Acute, rural, low CMI (n=16)

County: Beaver
Ownership: Government

ED beds: 2
Affiliation: Freestanding

| | Number of Encounters | | | Charges(\$)* | | |
|--------------------|----------------------|--------|---------|--------------|---------------|-----------------|
| | Hospital | Peer | State | Hospital | Peer | State |
| Total ER charges | 2,803 | 76,365 | 770,211 | \$4,387,027 | \$114,763,709 | \$2,993,970,489 |
| Average ER charges | . | . | . | \$1,525 | \$1,396 | \$3,445 |

Principal Diagnosis Group and ICD-9 Codes**

| | | Number of Encounters | | | Average Charges (\$)** | | |
|---|---|----------------------|--------|---------|------------------------|---------|----------|
| | | Hospital | Peer | State | Hospital | Peer | State |
| Diabetes | 250.0-250.9 | 9 | 397 | 4,211 | \$3,358 | \$3,373 | \$5,862 |
| Otitis media and Eustachian tube disorders | 381-382 | 113 | 1,879 | 10,928 | \$219 | \$306 | \$505 |
| Heart dis. excl. ischemic | 391-392.0,393-398,402,404,415,416,420-429 | 41 | 974 | 11,154 | \$4,839 | \$4,712 | \$12,712 |
| Acute upper respiratory inf., excl. pharyngitis | 460-461,463-466 | 133 | 3,433 | 30,262 | \$703 | \$518 | \$1,101 |
| Acute pharyngitis | 462 | 36 | 858 | 6,888 | \$210 | \$380 | \$694 |
| Pneumonia | 480-486 | 62 | 1,273 | 11,766 | \$6,119 | \$4,619 | \$6,940 |
| Chronic and unspedified bronchitis | 490-491 | 10 | 1,237 | 7,244 | \$2,437 | \$1,313 | \$3,042 |
| Asthma | 493 | 23 | 824 | 7,634 | \$1,052 | \$1,471 | \$2,485 |
| Noninfectious enteritis and colitis | 555-558 | 23 | 1,209 | 7,786 | \$1,317 | \$1,307 | \$3,462 |
| Urinary tract infection, site not specified | 599.0 | 36 | 1,214 | 10,736 | \$1,341 | \$1,410 | \$2,604 |
| Dorsopathies | 720-724 | 16 | 1,560 | 16,124 | \$1,216 | \$876 | \$1,670 |
| Rheumatism, excluding back | 725-729 | 24 | 1,057 | 10,923 | \$716 | \$756 | \$1,354 |
| Convulsions | 780.3 | 13 | 244 | 3,608 | \$1,890 | \$1,967 | \$2,702 |
| Headache and migraine | 784.0,346.90 | 64 | 2,078 | 19,376 | \$417 | \$774 | \$1,613 |
| Chest pain | 786.5 | 57 | 1,885 | 26,863 | \$2,070 | \$2,208 | \$3,163 |
| Abdominal pain | 789.0 | 109 | 2,744 | 42,937 | \$1,530 | \$1,882 | \$2,722 |
| Fractures, excluding lower limb | 800-819 | 110 | 2,595 | 22,428 | \$1,780 | \$1,636 | \$5,858 |
| Fracture of lower limb | 820-829 | 45 | 1,003 | 9,154 | \$1,467 | \$2,887 | \$10,632 |
| Sprains and strains, excluding ankle and back | 840-844,845.1,848 | 46 | 1,738 | 13,251 | \$656 | \$575 | \$931 |
| Sprains and strains of ankle | 845.0 | 27 | 873 | 6,569 | \$366 | \$583 | \$925 |
| Sprains and strains of back | 846-847 | 51 | 1,516 | 17,773 | \$1,847 | \$983 | \$1,321 |
| Open wound of head | 870-873 | 103 | 2,418 | 19,553 | \$592 | \$734 | \$1,072 |
| Open wound, excluding head | 874-897 | 147 | 3,433 | 23,272 | \$413 | \$637 | \$1,071 |
| Superficial injury | 910-919 | 26 | 888 | 5,890 | \$561 | \$533 | \$756 |
| Contusion with intact skin surface | 920-924 | 86 | 2,943 | 23,793 | \$820 | \$760 | \$1,089 |
| All other | | 1,393 | 36,092 | 400,088 | \$1,749 | \$1,544 | \$4,103 |

* Excludes professional fees.

** Based on Principal Diagnosis.

*** Outliers were excluded in the calculation of average charges.

Health District of Hospital: Bear River
Inpatient Peer group: Acute, rural, high CMI (n=7)

County: Box Elder
Ownership: Investor-owned

ED beds: 5
Affiliation: Mountainstar Healthcare

| | Number of Encounters | | | Charges(\$)* | | |
|--------------------|----------------------|---------|---------|--------------|---------------|-----------------|
| | Hospital | Peer | State | Hospital | Peer | State |
| Total ER charges | 7,952 | 112,935 | 770,211 | \$14,220,730 | \$310,534,942 | \$2,993,970,489 |
| Average ER charges | . | . | . | \$1,728 | \$2,591 | \$3,445 |

Principal Diagnosis Group and ICD-9 Codes**

| | | Number of Encounters | | | Average Charges (\$)*** | | |
|---|---|----------------------|--------|---------|-------------------------|----------|----------|
| | | Hospital | Peer | State | Hospital | Peer | State |
| Diabetes | 250.0-250.9 | 44 | 585 | 4,211 | \$1,851 | \$4,869 | \$5,862 |
| Otitis media and Eustachian tube disorders | 381-382 | 182 | 1,788 | 10,928 | \$549 | \$380 | \$505 |
| Heart dis. excl. ischemic | 391-392.0,393-398,402,404,415,416,420-429 | 124 | 1,794 | 11,154 | \$3,322 | \$10,008 | \$12,712 |
| Acute upper respiratory inf., excl. pharyngitis | 460-461,463-466 | 360 | 4,174 | 30,262 | \$797 | \$714 | \$1,101 |
| Acute pharyngitis | 462 | 70 | 1,320 | 6,888 | \$565 | \$459 | \$694 |
| Pneumonia | 480-486 | 148 | 1,989 | 11,766 | \$3,403 | \$5,928 | \$6,940 |
| Chronic and unspedified bronchitis | 490-491 | 21 | 1,005 | 7,244 | \$1,922 | \$2,829 | \$3,042 |
| Asthma | 493 | 76 | 1,023 | 7,634 | \$1,325 | \$1,478 | \$2,485 |
| Noninfectious enteritis and colitis | 555-558 | 67 | 1,080 | 7,786 | \$2,062 | \$3,012 | \$3,462 |
| Urinary tract infection, site not specified | 599.0 | 111 | 2,092 | 10,736 | \$1,258 | \$1,910 | \$2,604 |
| Dorsopathies | 720-724 | 122 | 2,296 | 16,124 | \$1,061 | \$1,118 | \$1,670 |
| Rheumatism, excluding back | 725-729 | 104 | 1,541 | 10,923 | \$1,125 | \$1,076 | \$1,354 |
| Convulsions | 780.3 | 28 | 388 | 3,608 | \$1,588 | \$2,159 | \$2,702 |
| Headache and migraine | 784.0,346.90 | 284 | 2,955 | 19,376 | \$1,206 | \$1,180 | \$1,613 |
| Chest pain | 786.5 | 247 | 3,680 | 26,863 | \$1,998 | \$2,615 | \$3,163 |
| Abdominal pain | 789.0 | 305 | 5,538 | 42,937 | \$2,108 | \$2,104 | \$2,722 |
| Fractures, excluding lower limb | 800-819 | 258 | 3,467 | 22,428 | \$2,293 | \$2,531 | \$5,858 |
| Fracture of lower limb | 820-829 | 113 | 1,518 | 9,154 | \$7,887 | \$8,773 | \$10,632 |
| Sprains and strains, excluding ankle and back | 840-844,845.1,848 | 183 | 1,792 | 13,251 | \$912 | \$668 | \$931 |
| Sprains and strains of ankle | 845.0 | 102 | 982 | 6,569 | \$931 | \$695 | \$925 |
| Sprains and strains of back | 846-847 | 214 | 2,240 | 17,773 | \$1,153 | \$1,084 | \$1,321 |
| Open wound of head | 870-873 | 325 | 3,108 | 19,553 | \$977 | \$940 | \$1,072 |
| Open wound, excluding head | 874-897 | 383 | 3,700 | 23,272 | \$878 | \$757 | \$1,071 |
| Superficial injury | 910-919 | 97 | 821 | 5,890 | \$659 | \$557 | \$756 |
| Contusion with intact skin surface | 920-924 | 343 | 4,268 | 23,793 | \$971 | \$915 | \$1,089 |
| All other | | 3,641 | 57,791 | 400,088 | \$1,948 | \$3,084 | \$4,103 |

* Excludes professional fees.

** Based on Principal Diagnosis.

*** Outliers were excluded in the calculation of average charges.

Table 9
ED Encounters by Top-Volume Diagnostic Categories
January 1, 2009 to December 31, 2009

Health District of Hospital: Bear River
Inpatient Peer group: None (n=4)

County: Cache
Ownership: Investor-owned

ED beds: 2
Affiliation: Nat. Surgical Hosp.

| | Number of Encounters | | | Charges(\$)* | | |
|--------------------|----------------------|------|---------|--------------|------|-----------------|
| | Hospital | Peer | State | Hospital | Peer | State |
| Total ER charges | 961 | . | 770,211 | \$812,038 | . | \$2,993,970,489 |
| Average ER charges | . | . | . | \$845 | . | \$3,445 |

Principal Diagnosis Group and ICD-9 Codes**

| | | Number of Encounters | | | Average Charges (\$)*** | | |
|---|---|----------------------|------|---------|-------------------------|------|----------|
| | | Hospital | Peer | State | Hospital | Peer | State |
| Diabetes | 250.0-250.9 | 3 | . | 4,211 | \$691 | . | \$5,862 |
| Otitis media and Eustachian tube disorders | 381-382 | 11 | . | 10,928 | \$155 | . | \$505 |
| Heart dis. excl. ischemic | 391-392.0,393-398,402,404,415,416,420-429 | 10 | . | 11,154 | \$963 | . | \$12,712 |
| Acute upper respiratory inf., excl. pharyngitis | 460-461,463-466 | 23 | . | 30,262 | \$465 | . | \$1,101 |
| Acute pharyngitis | 462 | 6 | . | 6,888 | \$370 | . | \$694 |
| Pneumonia | 480-486 | 11 | . | 11,766 | \$1,041 | . | \$6,940 |
| Chronic and unspedified bronchitis | 490-491 | 9 | . | 7,244 | \$1,344 | . | \$3,042 |
| Asthma | 493 | 6 | . | 7,634 | \$509 | . | \$2,485 |
| Noninfectious enteritis and colitis | 555-558 | 19 | . | 7,786 | \$523 | . | \$3,462 |
| Urinary tract infection, site not specified | 599.0 | 8 | . | 10,736 | \$818 | . | \$2,604 |
| Dorsopathies | 720-724 | 13 | . | 16,124 | \$969 | . | \$1,670 |
| Rheumatism, excluding back | 725-729 | 18 | . | 10,923 | \$646 | . | \$1,354 |
| Convulsions | 780.3 | 3 | . | 3,608 | \$1,317 | . | \$2,702 |
| Headache and migraine | 784.0,346.90 | 53 | . | 19,376 | \$568 | . | \$1,613 |
| Chest pain | 786.5 | 59 | . | 26,863 | \$1,002 | . | \$3,163 |
| Abdominal pain | 789.0 | 80 | . | 42,937 | \$1,146 | . | \$2,722 |
| Fractures, excluding lower limb | 800-819 | 37 | . | 22,428 | \$966 | . | \$5,858 |
| Fracture of lower limb | 820-829 | 7 | . | 9,154 | \$489 | . | \$10,632 |
| Sprains and strains, excluding ankle and back | 840-844,845.1,848 | 6 | . | 13,251 | \$639 | . | \$931 |
| Sprains and strains of ankle | 845.0 | 2 | . | 6,569 | \$422 | . | \$925 |
| Sprains and strains of back | 846-847 | 6 | . | 17,773 | \$1,077 | . | \$1,321 |
| Open wound of head | 870-873 | 17 | . | 19,553 | \$840 | . | \$1,072 |
| Open wound, excluding head | 874-897 | 13 | . | 23,272 | \$861 | . | \$1,071 |
| Contusion with intact skin surface | 920-924 | 19 | . | 23,793 | \$566 | . | \$1,089 |
| All other | | 522 | . | 400,088 | \$856 | . | \$4,103 |

* Excludes professional fees.

** Based on Principal Diagnosis.

*** Outliers were excluded in the calculation of average charges.

Health District of Hospital: Southeastern Utah
Inpatient Peer group: Acute, rural, high CMI (n=7)

County: Carbon
Ownership: Investor-owned

ED beds: 9
Affiliation: Lifepoint Hospitals, Inc.

| | Number of Encounters | | | Charges(\$)* | | |
|--------------------|----------------------|---------|---------|--------------|---------------|-----------------|
| | Hospital | Peer | State | Hospital | Peer | State |
| Total ER charges | 14,412 | 112,935 | 770,211 | \$27,505,197 | \$310,534,942 | \$2,993,970,489 |
| Average ER charges | . | . | . | \$1,824 | \$2,591 | \$3,445 |

Principal Diagnosis Group and ICD-9 Codes**

| | | Number of Encounters | | | Average Charges (\$)*** | | |
|---|---|----------------------|--------|---------|-------------------------|----------|----------|
| | | Hospital | Peer | State | Hospital | Peer | State |
| Diabetes | 250.0-250.9 | 66 | 585 | 4,211 | \$5,946 | \$4,869 | \$5,862 |
| Otitis media and Eustachian tube disorders | 381-382 | 220 | 1,788 | 10,928 | \$328 | \$380 | \$505 |
| Heart dis. excl. ischemic | 391-392.0,393-398,402,404,415,416,420-429 | 176 | 1,794 | 11,154 | \$6,585 | \$10,008 | \$12,712 |
| Acute upper respiratory inf., excl. pharyngitis | 460-461,463-466 | 607 | 4,174 | 30,262 | \$612 | \$714 | \$1,101 |
| Acute pharyngitis | 462 | 267 | 1,320 | 6,888 | \$452 | \$459 | \$694 |
| Pneumonia | 480-486 | 302 | 1,989 | 11,766 | \$4,813 | \$5,928 | \$6,940 |
| Chronic and unspedified bronchitis | 490-491 | 173 | 1,005 | 7,244 | \$2,034 | \$2,829 | \$3,042 |
| Asthma | 493 | 115 | 1,023 | 7,634 | \$1,156 | \$1,478 | \$2,485 |
| Noninfectious enteritis and colitis | 555-558 | 83 | 1,080 | 7,786 | \$1,780 | \$3,012 | \$3,462 |
| Urinary tract infection, site not specified | 599.0 | 257 | 2,092 | 10,736 | \$1,313 | \$1,910 | \$2,604 |
| Dorsopathies | 720-724 | 437 | 2,296 | 16,124 | \$697 | \$1,118 | \$1,670 |
| Rheumatism, excluding back | 725-729 | 148 | 1,541 | 10,923 | \$1,313 | \$1,076 | \$1,354 |
| Convulsions | 780.3 | 53 | 388 | 3,608 | \$2,338 | \$2,159 | \$2,702 |
| Headache and migraine | 784.0,346.90 | 529 | 2,955 | 19,376 | \$913 | \$1,180 | \$1,613 |
| Chest pain | 786.5 | 429 | 3,680 | 26,863 | \$2,091 | \$2,615 | \$3,163 |
| Abdominal pain | 789.0 | 848 | 5,538 | 42,937 | \$2,030 | \$2,104 | \$2,722 |
| Fractures, excluding lower limb | 800-819 | 449 | 3,467 | 22,428 | \$1,701 | \$2,531 | \$5,858 |
| Fracture of lower limb | 820-829 | 195 | 1,518 | 9,154 | \$7,404 | \$8,773 | \$10,632 |
| Sprains and strains, excluding ankle and back | 840-844,845.1,848 | 359 | 1,792 | 13,251 | \$604 | \$668 | \$931 |
| Sprains and strains of ankle | 845.0 | 213 | 982 | 6,569 | \$725 | \$695 | \$925 |
| Sprains and strains of back | 846-847 | 381 | 2,240 | 17,773 | \$1,171 | \$1,084 | \$1,321 |
| Open wound of head | 870-873 | 344 | 3,108 | 19,553 | \$795 | \$940 | \$1,072 |
| Open wound, excluding head | 874-897 | 549 | 3,700 | 23,272 | \$584 | \$757 | \$1,071 |
| Superficial injury | 910-919 | 154 | 821 | 5,890 | \$544 | \$557 | \$756 |
| Contusion with intact skin surface | 920-924 | 927 | 4,268 | 23,793 | \$933 | \$915 | \$1,089 |
| All other | | 6,131 | 57,791 | 400,088 | \$2,201 | \$3,084 | \$4,103 |

* Excludes professional fees.

** Based on Principal Diagnosis.

*** Outliers were excluded in the calculation of average charges.

Table 9
ED Encounters by Top-Volume Diagnostic Categories
January 1, 2009 to December 31, 2009

Health District of Hospital: Central Utah
Inpatient Peer group: Acute, rural, low CMI (n=16)

County: Juab
Ownership: Not for profit

ED beds: 2
Affiliation: Freestanding

| | Number of Encounters | | | Charges(\$)* | | |
|--------------------|----------------------|--------|---------|--------------|---------------|-----------------|
| | Hospital | Peer | State | Hospital | Peer | State |
| Total ER charges | 4,625 | 76,365 | 770,211 | \$8,271,463 | \$114,763,709 | \$2,993,970,489 |
| Average ER charges | . | . | . | \$1,560 | \$1,396 | \$3,445 |

Principal Diagnosis Group and ICD-9 Codes**

| | | Number of Encounters | | | Average Charges (\$)** | | |
|---|---|----------------------|--------|---------|------------------------|---------|----------|
| | | Hospital | Peer | State | Hospital | Peer | State |
| Diabetes | 250.0-250.9 | 19 | 397 | 4,211 | \$3,913 | \$3,373 | \$5,862 |
| Otitis media and Eustachian tube disorders | 381-382 | 80 | 1,879 | 10,928 | \$377 | \$306 | \$505 |
| Heart dis. excl. ischemic | 391-392.0,393-398,402,404,415,416,420-429 | 65 | 974 | 11,154 | \$5,823 | \$4,712 | \$12,712 |
| Acute upper respiratory inf., excl. pharyngitis | 460-461,463-466 | 125 | 3,433 | 30,262 | \$572 | \$518 | \$1,101 |
| Acute pharyngitis | 462 | 15 | 858 | 6,888 | \$412 | \$380 | \$694 |
| Pneumonia | 480-486 | 122 | 1,273 | 11,766 | \$4,806 | \$4,619 | \$6,940 |
| Chronic and unspedified bronchitis | 490-491 | 34 | 1,237 | 7,244 | \$2,873 | \$1,313 | \$3,042 |
| Asthma | 493 | 37 | 824 | 7,634 | \$1,227 | \$1,471 | \$2,485 |
| Noninfectious enteritis and colitis | 555-558 | 104 | 1,209 | 7,786 | \$1,425 | \$1,307 | \$3,462 |
| Urinary tract infection, site not specified | 599.0 | 82 | 1,214 | 10,736 | \$2,382 | \$1,410 | \$2,604 |
| Dorsopathies | 720-724 | 118 | 1,560 | 16,124 | \$982 | \$876 | \$1,670 |
| Rheumatism, excluding back | 725-729 | 49 | 1,057 | 10,923 | \$1,133 | \$756 | \$1,354 |
| Convulsions | 780.3 | 17 | 244 | 3,608 | \$1,931 | \$1,967 | \$2,702 |
| Headache and migraine | 784.0,346.90 | 176 | 2,078 | 19,376 | \$543 | \$774 | \$1,613 |
| Chest pain | 786.5 | 118 | 1,885 | 26,863 | \$2,523 | \$2,208 | \$3,163 |
| Abdominal pain | 789.0 | 163 | 2,744 | 42,937 | \$1,645 | \$1,882 | \$2,722 |
| Fractures, excluding lower limb | 800-819 | 166 | 2,595 | 22,428 | \$1,853 | \$1,636 | \$5,858 |
| Fracture of lower limb | 820-829 | 52 | 1,003 | 9,154 | \$898 | \$2,887 | \$10,632 |
| Sprains and strains, excluding ankle and back | 840-844,845.1,848 | 70 | 1,738 | 13,251 | \$549 | \$575 | \$931 |
| Sprains and strains of ankle | 845.0 | 46 | 873 | 6,569 | \$545 | \$583 | \$925 |
| Sprains and strains of back | 846-847 | 64 | 1,516 | 17,773 | \$1,181 | \$983 | \$1,321 |
| Open wound of head | 870-873 | 134 | 2,418 | 19,553 | \$495 | \$734 | \$1,072 |
| Open wound, excluding head | 874-897 | 149 | 3,433 | 23,272 | \$473 | \$637 | \$1,071 |
| Superficial injury | 910-919 | 41 | 888 | 5,890 | \$399 | \$533 | \$756 |
| Contusion with intact skin surface | 920-924 | 155 | 2,943 | 23,793 | \$686 | \$760 | \$1,089 |
| All other | | 2,424 | 36,092 | 400,088 | \$1,642 | \$1,544 | \$4,103 |

* Excludes professional fees.
** Based on Principal Diagnosis.
*** Outliers were excluded in the calculation of average charges.

Table 9
ED Encounters by Top-Volume Diagnostic Categories
January 1, 2009 to December 31, 2009

Health District of Hospital: Davis County
Inpatient Peer group: Acute, urban, lower medium CMI (n=7)

County: Davis
Ownership: Investor-owned

ED beds: 21
Affiliation: IASIS Health Care

| | Number of Encounters | | | Charges(\$)* | | |
|--------------------|----------------------|---------|---------|---------------|---------------|-----------------|
| | Hospital | Peer | State | Hospital | Peer | State |
| Total ER charges | 30,091 | 142,085 | 770,211 | \$104,793,481 | \$574,029,971 | \$2,993,970,489 |
| Average ER charges | . | . | . | \$3,195 | \$3,599 | \$3,445 |

Principal Diagnosis Group and ICD-9 Codes**

| | | Number of Encounters | | | Average Charges (\$)** | | |
|---|---|----------------------|--------|---------|------------------------|----------|----------|
| | | Hospital | Peer | State | Hospital | Peer | State |
| Diabetes | 250.0-250.9 | 176 | 747 | 4,211 | \$6,319 | \$6,419 | \$5,862 |
| Otitis media and Eustachian tube disorders | 381-382 | 248 | 1,859 | 10,928 | \$572 | \$670 | \$505 |
| Heart dis. excl. ischemic | 391-392.0,393-398,402,404,415,416,420-429 | 424 | 1,994 | 11,154 | \$13,244 | \$12,391 | \$12,712 |
| Acute upper respiratory inf., excl. pharyngitis | 460-461,463-466 | 1,012 | 5,066 | 30,262 | \$1,186 | \$1,122 | \$1,101 |
| Acute pharyngitis | 462 | 279 | 1,507 | 6,888 | \$832 | \$841 | \$694 |
| Pneumonia | 480-486 | 324 | 2,253 | 11,766 | \$7,089 | \$8,693 | \$6,940 |
| Chronic and unspedified bronchitis | 490-491 | 186 | 1,243 | 7,244 | \$4,797 | \$3,767 | \$3,042 |
| Asthma | 493 | 315 | 1,392 | 7,634 | \$2,424 | \$3,048 | \$2,485 |
| Noninfectious enteritis and colitis | 555-558 | 393 | 1,212 | 7,786 | \$2,824 | \$4,622 | \$3,462 |
| Urinary tract infection, site not specified | 599.0 | 379 | 1,945 | 10,736 | \$2,631 | \$3,107 | \$2,604 |
| Dorsopathies | 720-724 | 465 | 2,657 | 16,124 | \$1,541 | \$1,620 | \$1,670 |
| Rheumatism, excluding back | 725-729 | 339 | 1,809 | 10,923 | \$1,451 | \$1,591 | \$1,354 |
| Convulsions | 780.3 | 206 | 750 | 3,608 | \$3,099 | \$3,122 | \$2,702 |
| Headache and migraine | 784.0,346.90 | 782 | 3,456 | 19,376 | \$1,665 | \$1,888 | \$1,613 |
| Chest pain | 786.5 | 1,094 | 5,215 | 26,863 | \$3,544 | \$3,542 | \$3,163 |
| Abdominal pain | 789.0 | 1,726 | 9,060 | 42,937 | \$3,068 | \$3,226 | \$2,722 |
| Fractures, excluding lower limb | 800-819 | 808 | 3,620 | 22,428 | \$2,221 | \$3,326 | \$5,858 |
| Fracture of lower limb | 820-829 | 356 | 1,550 | 9,154 | \$8,486 | \$10,418 | \$10,632 |
| Sprains and strains, excluding ankle and back | 840-844,845.1,848 | 742 | 3,033 | 13,251 | \$1,243 | \$1,180 | \$931 |
| Sprains and strains of ankle | 845.0 | 412 | 1,412 | 6,569 | \$1,279 | \$1,203 | \$925 |
| Sprains and strains of back | 846-847 | 918 | 4,310 | 17,773 | \$1,518 | \$1,548 | \$1,321 |
| Open wound of head | 870-873 | 1,072 | 3,456 | 19,553 | \$1,047 | \$1,188 | \$1,072 |
| Open wound, excluding head | 874-897 | 1,300 | 4,803 | 23,272 | \$974 | \$1,098 | \$1,071 |
| Superficial injury | 910-919 | 270 | 1,191 | 5,890 | \$753 | \$887 | \$756 |
| Contusion with intact skin surface | 920-924 | 1,203 | 4,663 | 23,793 | \$1,275 | \$1,305 | \$1,089 |
| All other | | 14,662 | 71,882 | 400,088 | \$3,942 | \$4,370 | \$4,103 |

* Excludes professional fees.

** Based on Principal Diagnosis.

*** Outliers were excluded in the calculation of average charges.

Table 9
ED Encounters by Top-Volume Diagnostic Categories
January 1, 2009 to December 31, 2009

Health District of Hospital: Central Utah
Inpatient Peer group: Acute, rural, low CMI (n=16)

County: Millard
Ownership: Not for profit

ED beds: 6
Affiliation: Intermountain Healthcare

| | Number of Encounters | | | Charges(\$)* | | |
|--------------------|----------------------|--------|---------|--------------|---------------|-----------------|
| | Hospital | Peer | State | Hospital | Peer | State |
| Total ER charges | 3,026 | 76,365 | 770,211 | \$2,993,658 | \$114,763,709 | \$2,993,970,489 |
| Average ER charges | . | . | . | \$941 | \$1,396 | \$3,445 |

Principal Diagnosis Group and ICD-9 Codes**

| | | Number of Encounters | | | Average Charges (\$)*** | | |
|---|---|----------------------|--------|---------|-------------------------|---------|----------|
| | | Hospital | Peer | State | Hospital | Peer | State |
| Diabetes | 250.0-250.9 | 17 | 397 | 4,211 | \$2,140 | \$3,373 | \$5,862 |
| Otitis media and Eustachian tube disorders | 381-382 | 103 | 1,879 | 10,928 | \$348 | \$306 | \$505 |
| Heart dis. excl. ischemic | 391-392.0,393-398,402,404,415,416,420-429 | 30 | 974 | 11,154 | \$2,534 | \$4,712 | \$12,712 |
| Acute upper respiratory inf., excl. pharyngitis | 460-461,463-466 | 240 | 3,433 | 30,262 | \$438 | \$518 | \$1,101 |
| Acute pharyngitis | 462 | 43 | 858 | 6,888 | \$445 | \$380 | \$694 |
| Pneumonia | 480-486 | 40 | 1,273 | 11,766 | \$2,248 | \$4,619 | \$6,940 |
| Chronic and unspedified bronchitis | 490-491 | 23 | 1,237 | 7,244 | \$567 | \$1,313 | \$3,042 |
| Asthma | 493 | 24 | 824 | 7,634 | \$575 | \$1,471 | \$2,485 |
| Noninfectious enteritis and colitis | 555-558 | 61 | 1,209 | 7,786 | \$808 | \$1,307 | \$3,462 |
| Urinary tract infection, site not specified | 599.0 | 33 | 1,214 | 10,736 | \$838 | \$1,410 | \$2,604 |
| Dorsopathies | 720-724 | 48 | 1,560 | 16,124 | \$537 | \$876 | \$1,670 |
| Rheumatism, excluding back | 725-729 | 39 | 1,057 | 10,923 | \$665 | \$756 | \$1,354 |
| Convulsions | 780.3 | 5 | 244 | 3,608 | \$1,237 | \$1,967 | \$2,702 |
| Headache and migraine | 784.0,346.90 | 39 | 2,078 | 19,376 | \$864 | \$774 | \$1,613 |
| Chest pain | 786.5 | 73 | 1,885 | 26,863 | \$1,336 | \$2,208 | \$3,163 |
| Abdominal pain | 789.0 | 89 | 2,744 | 42,937 | \$1,398 | \$1,882 | \$2,722 |
| Fractures, excluding lower limb | 800-819 | 109 | 2,595 | 22,428 | \$1,124 | \$1,636 | \$5,858 |
| Fracture of lower limb | 820-829 | 43 | 1,003 | 9,154 | \$848 | \$2,887 | \$10,632 |
| Sprains and strains, excluding ankle and back | 840-844,845.1,848 | 86 | 1,738 | 13,251 | \$607 | \$575 | \$931 |
| Sprains and strains of ankle | 845.0 | 33 | 873 | 6,569 | \$576 | \$583 | \$925 |
| Sprains and strains of back | 846-847 | 40 | 1,516 | 17,773 | \$738 | \$983 | \$1,321 |
| Open wound of head | 870-873 | 111 | 2,418 | 19,553 | \$821 | \$734 | \$1,072 |
| Open wound, excluding head | 874-897 | 158 | 3,433 | 23,272 | \$752 | \$637 | \$1,071 |
| Superficial injury | 910-919 | 42 | 888 | 5,890 | \$759 | \$533 | \$756 |
| Contusion with intact skin surface | 920-924 | 139 | 2,943 | 23,793 | \$775 | \$760 | \$1,089 |
| All other | | 1,358 | 36,092 | 400,088 | \$1,074 | \$1,544 | \$4,103 |

* Excludes professional fees.

** Based on Principal Diagnosis.

*** Outliers were excluded in the calculation of average charges.

Health District of Hospital: Southwest Utah
Inpatient Peer group: Acute, rural, high CMI (n=7)

County: Washington
Ownership: Not for profit

ED beds: 12
Affiliation: Intermountain Healthcare

| | Number of Encounters | | | Charges(\$)* | | |
|--------------------|----------------------|---------|---------|---------------|---------------|-----------------|
| | Hospital | Peer | State | Hospital | Peer | State |
| Total ER charges | 38,481 | 112,935 | 770,211 | \$162,179,862 | \$310,534,942 | \$2,993,970,489 |
| Average ER charges | . | . | . | \$3,968 | \$2,591 | \$3,445 |

Principal Diagnosis Group and ICD-9 Codes**

| | | Number of Encounters | | | Average Charges (\$)*** | | |
|---|---|----------------------|--------|---------|-------------------------|----------|----------|
| | | Hospital | Peer | State | Hospital | Peer | State |
| Diabetes | 250.0-250.9 | 258 | 585 | 4,211 | \$5,923 | \$4,869 | \$5,862 |
| Otitis media and Eustachian tube disorders | 381-382 | 359 | 1,788 | 10,928 | \$409 | \$380 | \$505 |
| Heart dis. excl. ischemic | 391-392.0,393-398,402,404,415,416,420-429 | 867 | 1,794 | 11,154 | \$13,609 | \$10,008 | \$12,712 |
| Acute upper respiratory inf., excl. pharyngitis | 460-461,463-466 | 1,014 | 4,174 | 30,262 | \$894 | \$714 | \$1,101 |
| Acute pharyngitis | 462 | 308 | 1,320 | 6,888 | \$495 | \$459 | \$694 |
| Pneumonia | 480-486 | 679 | 1,989 | 11,766 | \$7,827 | \$5,928 | \$6,940 |
| Chronic and unspedified bronchitis | 490-491 | 344 | 1,005 | 7,244 | \$3,986 | \$2,829 | \$3,042 |
| Asthma | 493 | 425 | 1,023 | 7,634 | \$1,637 | \$1,478 | \$2,485 |
| Noninfectious enteritis and colitis | 555-558 | 327 | 1,080 | 7,786 | \$5,016 | \$3,012 | \$3,462 |
| Urinary tract infection, site not specified | 599.0 | 848 | 2,092 | 10,736 | \$2,324 | \$1,910 | \$2,604 |
| Dorsopathies | 720-724 | 637 | 2,296 | 16,124 | \$1,514 | \$1,118 | \$1,670 |
| Rheumatism, excluding back | 725-729 | 450 | 1,541 | 10,923 | \$1,417 | \$1,076 | \$1,354 |
| Convulsions | 780.3 | 141 | 388 | 3,608 | \$1,892 | \$2,159 | \$2,702 |
| Headache and migraine | 784.0,346.90 | 778 | 2,955 | 19,376 | \$1,420 | \$1,180 | \$1,613 |
| Chest pain | 786.5 | 1,382 | 3,680 | 26,863 | \$3,196 | \$2,615 | \$3,163 |
| Abdominal pain | 789.0 | 1,868 | 5,538 | 42,937 | \$2,230 | \$2,104 | \$2,722 |
| Fractures, excluding lower limb | 800-819 | 1,214 | 3,467 | 22,428 | \$3,083 | \$2,531 | \$5,858 |
| Fracture of lower limb | 820-829 | 582 | 1,518 | 9,154 | \$9,397 | \$8,773 | \$10,632 |
| Sprains and strains, excluding ankle and back | 840-844,845.1,848 | 578 | 1,792 | 13,251 | \$665 | \$668 | \$931 |
| Sprains and strains of ankle | 845.0 | 272 | 982 | 6,569 | \$662 | \$695 | \$925 |
| Sprains and strains of back | 846-847 | 830 | 2,240 | 17,773 | \$991 | \$1,084 | \$1,321 |
| Open wound of head | 870-873 | 1,062 | 3,108 | 19,553 | \$1,088 | \$940 | \$1,072 |
| Open wound, excluding head | 874-897 | 962 | 3,700 | 23,272 | \$812 | \$757 | \$1,071 |
| Superficial injury | 910-919 | 156 | 821 | 5,890 | \$481 | \$557 | \$756 |
| Contusion with intact skin surface | 920-924 | 1,395 | 4,268 | 23,793 | \$966 | \$915 | \$1,089 |
| All other | | 20,745 | 57,791 | 400,088 | \$4,913 | \$3,084 | \$4,103 |

* Excludes professional fees.

** Based on Principal Diagnosis.

*** Outliers were excluded in the calculation of average charges.

Table 9
ED Encounters by Top-Volume Diagnostic Categories
January 1, 2009 to December 31, 2009

Health District of Hospital: Central Utah
Inpatient Peer group: Acute, rural, low CMI (n=16)

County: Millard
Ownership: Not for profit

ED beds: 3
Affiliation: Intermountain Healthcare

| | Number of Encounters | | | Charges(\$)* | | |
|--------------------|----------------------|--------|---------|--------------|---------------|-----------------|
| | Hospital | Peer | State | Hospital | Peer | State |
| Total ER charges | 1,458 | 76,365 | 770,211 | \$1,811,041 | \$114,763,709 | \$2,993,970,489 |
| Average ER charges | . | . | . | \$1,203 | \$1,396 | \$3,445 |

Principal Diagnosis Group and ICD-9 Codes**

| | | Number of Encounters | | | Average Charges (\$)*** | | |
|---|---|----------------------|--------|---------|-------------------------|---------|----------|
| | | Hospital | Peer | State | Hospital | Peer | State |
| Diabetes | 250.0-250.9 | 11 | 397 | 4,211 | \$1,379 | \$3,373 | \$5,862 |
| Otitis media and Eustachian tube disorders | 381-382 | 35 | 1,879 | 10,928 | \$344 | \$306 | \$505 |
| Heart dis. excl. ischemic | 391-392.0,393-398,402,404,415,416,420-429 | 16 | 974 | 11,154 | \$2,819 | \$4,712 | \$12,712 |
| Acute upper respiratory inf., excl. pharyngitis | 460-461,463-466 | 74 | 3,433 | 30,262 | \$685 | \$518 | \$1,101 |
| Acute pharyngitis | 462 | 3 | 858 | 6,888 | \$873 | \$380 | \$694 |
| Pneumonia | 480-486 | 26 | 1,273 | 11,766 | \$2,754 | \$4,619 | \$6,940 |
| Chronic and unspedified bronchitis | 490-491 | 11 | 1,237 | 7,244 | \$712 | \$1,313 | \$3,042 |
| Asthma | 493 | 31 | 824 | 7,634 | \$1,028 | \$1,471 | \$2,485 |
| Noninfectious enteritis and colitis | 555-558 | 40 | 1,209 | 7,786 | \$908 | \$1,307 | \$3,462 |
| Urinary tract infection, site not specified | 599.0 | 23 | 1,214 | 10,736 | \$1,060 | \$1,410 | \$2,604 |
| Dorsopathies | 720-724 | 23 | 1,560 | 16,124 | \$458 | \$876 | \$1,670 |
| Rheumatism, excluding back | 725-729 | 16 | 1,057 | 10,923 | \$649 | \$756 | \$1,354 |
| Convulsions | 780.3 | 4 | 244 | 3,608 | \$1,127 | \$1,967 | \$2,702 |
| Headache and migraine | 784.0,346.90 | 31 | 2,078 | 19,376 | \$757 | \$774 | \$1,613 |
| Chest pain | 786.5 | 38 | 1,885 | 26,863 | \$1,914 | \$2,208 | \$3,163 |
| Abdominal pain | 789.0 | 55 | 2,744 | 42,937 | \$1,513 | \$1,882 | \$2,722 |
| Fractures, excluding lower limb | 800-819 | 58 | 2,595 | 22,428 | \$1,587 | \$1,636 | \$5,858 |
| Fracture of lower limb | 820-829 | 23 | 1,003 | 9,154 | \$1,222 | \$2,887 | \$10,632 |
| Sprains and strains, excluding ankle and back | 840-844,845.1,848 | 40 | 1,738 | 13,251 | \$546 | \$575 | \$931 |
| Sprains and strains of ankle | 845.0 | 20 | 873 | 6,569 | \$669 | \$583 | \$925 |
| Sprains and strains of back | 846-847 | 38 | 1,516 | 17,773 | \$1,316 | \$983 | \$1,321 |
| Open wound of head | 870-873 | 64 | 2,418 | 19,553 | \$1,151 | \$734 | \$1,072 |
| Open wound, excluding head | 874-897 | 79 | 3,433 | 23,272 | \$735 | \$637 | \$1,071 |
| Superficial injury | 910-919 | 20 | 888 | 5,890 | \$638 | \$533 | \$756 |
| Contusion with intact skin surface | 920-924 | 67 | 2,943 | 23,793 | \$764 | \$760 | \$1,089 |
| All other | | 612 | 36,092 | 400,088 | \$1,387 | \$1,544 | \$4,103 |

* Excludes professional fees.

** Based on Principal Diagnosis.

*** Outliers were excluded in the calculation of average charges.

Health District of Hospital: Southwest Utah
Inpatient Peer group: Acute, rural, low CMI (n=16)

County: Garfield
Ownership: Not for profit

ED beds: 2
Affiliation: Intermountain Healthcare

| | Number of Encounters | | | Charges(\$)* | | |
|--------------------|----------------------|--------|---------|--------------|---------------|-----------------|
| | Hospital | Peer | State | Hospital | Peer | State |
| Total ER charges | 2,112 | 76,365 | 770,211 | \$3,253,230 | \$114,763,709 | \$2,993,970,489 |
| Average ER charges | . | . | . | \$1,503 | \$1,396 | \$3,445 |

Principal Diagnosis Group and ICD-9 Codes**

| | | Number of Encounters | | | Average Charges (\$)*** | | |
|---|---|----------------------|--------|---------|-------------------------|---------|----------|
| | | Hospital | Peer | State | Hospital | Peer | State |
| Diabetes | 250.0-250.9 | 3 | 397 | 4,211 | \$1,617 | \$3,373 | \$5,862 |
| Otitis media and Eustachian tube disorders | 381-382 | 50 | 1,879 | 10,928 | \$386 | \$306 | \$505 |
| Heart dis. excl. ischemic | 391-392.0,393-398,402,404,415,416,420-429 | 33 | 974 | 11,154 | \$6,348 | \$4,712 | \$12,712 |
| Acute upper respiratory inf., excl. pharyngitis | 460-461,463-466 | 66 | 3,433 | 30,262 | \$555 | \$518 | \$1,101 |
| Acute pharyngitis | 462 | 30 | 858 | 6,888 | \$486 | \$380 | \$694 |
| Pneumonia | 480-486 | 41 | 1,273 | 11,766 | \$5,674 | \$4,619 | \$6,940 |
| Chronic and unspedified bronchitis | 490-491 | 41 | 1,237 | 7,244 | \$1,155 | \$1,313 | \$3,042 |
| Asthma | 493 | 31 | 824 | 7,634 | \$1,943 | \$1,471 | \$2,485 |
| Noninfectious enteritis and colitis | 555-558 | 63 | 1,209 | 7,786 | \$1,669 | \$1,307 | \$3,462 |
| Urinary tract infection, site not specified | 599.0 | 33 | 1,214 | 10,736 | \$863 | \$1,410 | \$2,604 |
| Dorsopathies | 720-724 | 35 | 1,560 | 16,124 | \$1,053 | \$876 | \$1,670 |
| Rheumatism, excluding back | 725-729 | 44 | 1,057 | 10,923 | \$663 | \$756 | \$1,354 |
| Convulsions | 780.3 | 6 | 244 | 3,608 | \$4,159 | \$1,967 | \$2,702 |
| Headache and migraine | 784.0,346.90 | 72 | 2,078 | 19,376 | \$659 | \$774 | \$1,613 |
| Chest pain | 786.5 | 65 | 1,885 | 26,863 | \$1,830 | \$2,208 | \$3,163 |
| Abdominal pain | 789.0 | 56 | 2,744 | 42,937 | \$1,945 | \$1,882 | \$2,722 |
| Fractures, excluding lower limb | 800-819 | 111 | 2,595 | 22,428 | \$1,840 | \$1,636 | \$5,858 |
| Fracture of lower limb | 820-829 | 45 | 1,003 | 9,154 | \$1,326 | \$2,887 | \$10,632 |
| Sprains and strains, excluding ankle and back | 840-844,845.1,848 | 40 | 1,738 | 13,251 | \$559 | \$575 | \$931 |
| Sprains and strains of ankle | 845.0 | 28 | 873 | 6,569 | \$548 | \$583 | \$925 |
| Sprains and strains of back | 846-847 | 24 | 1,516 | 17,773 | \$954 | \$983 | \$1,321 |
| Open wound of head | 870-873 | 74 | 2,418 | 19,553 | \$637 | \$734 | \$1,072 |
| Open wound, excluding head | 874-897 | 140 | 3,433 | 23,272 | \$765 | \$637 | \$1,071 |
| Superficial injury | 910-919 | 23 | 888 | 5,890 | \$379 | \$533 | \$756 |
| Contusion with intact skin surface | 920-924 | 69 | 2,943 | 23,793 | \$861 | \$760 | \$1,089 |
| All other | | 889 | 36,092 | 400,088 | \$1,690 | \$1,544 | \$4,103 |

* Excludes professional fees.

** Based on Principal Diagnosis.

*** Outliers were excluded in the calculation of average charges.

Table 9
ED Encounters by Top-Volume Diagnostic Categories
January 1, 2009 to December 31, 2009

Health District of Hospital: Central Utah
Inpatient Peer group: Acute, rural, low CMI (n=16)

County: Sanpete
Ownership: Government

ED beds: 3
Affiliation: Freestanding

| | Number of Encounters | | | Charges(\$)* | | |
|--------------------|----------------------|--------|---------|--------------|---------------|-----------------|
| | Hospital | Peer | State | Hospital | Peer | State |
| Total ER charges | 4,590 | 76,365 | 770,211 | \$3,793,520 | \$114,763,709 | \$2,993,970,489 |
| Average ER charges | . | . | . | \$792 | \$1,396 | \$3,445 |

Principal Diagnosis Group and ICD-9 Codes**

| | | Number of Encounters | | | Average Charges (\$)*** | | |
|---|---|----------------------|--------|---------|-------------------------|---------|----------|
| | | Hospital | Peer | State | Hospital | Peer | State |
| Diabetes | 250.0-250.9 | 17 | 397 | 4,211 | \$988 | \$3,373 | \$5,862 |
| Otitis media and Eustachian tube disorders | 381-382 | 134 | 1,879 | 10,928 | \$214 | \$306 | \$505 |
| Heart dis. excl. ischemic | 391-392.0,393-398,402,404,415,416,420-429 | 48 | 974 | 11,154 | \$2,970 | \$4,712 | \$12,712 |
| Acute upper respiratory inf., excl. pharyngitis | 460-461,463-466 | 216 | 3,433 | 30,262 | \$377 | \$518 | \$1,101 |
| Acute pharyngitis | 462 | 79 | 858 | 6,888 | \$328 | \$380 | \$694 |
| Pneumonia | 480-486 | 77 | 1,273 | 11,766 | \$2,783 | \$4,619 | \$6,940 |
| Chronic and unspedified bronchitis | 490-491 | 154 | 1,237 | 7,244 | \$543 | \$1,313 | \$3,042 |
| Asthma | 493 | 30 | 824 | 7,634 | \$955 | \$1,471 | \$2,485 |
| Noninfectious enteritis and colitis | 555-558 | 99 | 1,209 | 7,786 | \$822 | \$1,307 | \$3,462 |
| Urinary tract infection, site not specified | 599.0 | 60 | 1,214 | 10,736 | \$437 | \$1,410 | \$2,604 |
| Dorsopathies | 720-724 | 91 | 1,560 | 16,124 | \$371 | \$876 | \$1,670 |
| Rheumatism, excluding back | 725-729 | 58 | 1,057 | 10,923 | \$420 | \$756 | \$1,354 |
| Convulsions | 780.3 | 17 | 244 | 3,608 | \$1,018 | \$1,967 | \$2,702 |
| Headache and migraine | 784.0,346.90 | 101 | 2,078 | 19,376 | \$370 | \$774 | \$1,613 |
| Chest pain | 786.5 | 70 | 1,885 | 26,863 | \$1,121 | \$2,208 | \$3,163 |
| Abdominal pain | 789.0 | 160 | 2,744 | 42,937 | \$891 | \$1,882 | \$2,722 |
| Fractures, excluding lower limb | 800-819 | 160 | 2,595 | 22,428 | \$877 | \$1,636 | \$5,858 |
| Fracture of lower limb | 820-829 | 41 | 1,003 | 9,154 | \$933 | \$2,887 | \$10,632 |
| Sprains and strains, excluding ankle and back | 840-844,845.1,848 | 91 | 1,738 | 13,251 | \$362 | \$575 | \$931 |
| Sprains and strains of ankle | 845.0 | 58 | 873 | 6,569 | \$348 | \$583 | \$925 |
| Sprains and strains of back | 846-847 | 50 | 1,516 | 17,773 | \$529 | \$983 | \$1,321 |
| Open wound of head | 870-873 | 142 | 2,418 | 19,553 | \$389 | \$734 | \$1,072 |
| Open wound, excluding head | 874-897 | 206 | 3,433 | 23,272 | \$422 | \$637 | \$1,071 |
| Superficial injury | 910-919 | 54 | 888 | 5,890 | \$278 | \$533 | \$756 |
| Contusion with intact skin surface | 920-924 | 181 | 2,943 | 23,793 | \$458 | \$760 | \$1,089 |
| All other | | 2,196 | 36,092 | 400,088 | \$947 | \$1,544 | \$4,103 |

* Excludes professional fees.

** Based on Principal Diagnosis.

*** Outliers were excluded in the calculation of average charges.

Table 9
ED Encounters by Top-Volume Diagnostic Categories
January 1, 2009 to December 31, 2009

Health District of Hospital: Wasatch County
Inpatient Peer group: Acute, rural, low CMI (n=16)

County: Wasatch
Ownership: Not for profit

ED beds: 5
Affiliation: Intermountain Healthcare

| | Number of Encounters | | | Charges(\$)* | | |
|--------------------|----------------------|--------|---------|--------------|---------------|-----------------|
| | Hospital | Peer | State | Hospital | Peer | State |
| | ----- | ----- | ----- | ----- | ----- | ----- |
| Total ER charges | 5,930 | 76,365 | 770,211 | \$5,893,364 | \$114,763,709 | \$2,993,970,489 |
| Average ER charges | . | . | . | \$984 | \$1,396 | \$3,445 |

Principal Diagnosis Group and ICD-9 Codes**

| | | Number of Encounters | | | Average Charges (\$)*** | | |
|---|---|----------------------|--------|---------|-------------------------|---------|----------|
| | | Hospital | Peer | State | Hospital | Peer | State |
| | | ----- | ----- | ----- | ----- | ----- | ----- |
| Diabetes | 250.0-250.9 | 22 | 397 | 4,211 | \$1,645 | \$3,373 | \$5,862 |
| Otitis media and Eustachian tube disorders | 381-382 | 83 | 1,879 | 10,928 | \$323 | \$306 | \$505 |
| Heart dis. excl. ischemic | 391-392.0,393-398,402,404,415,416,420-429 | 49 | 974 | 11,154 | \$3,388 | \$4,712 | \$12,712 |
| Acute upper respiratory inf., excl. pharyngitis | 460-461,463-466 | 298 | 3,433 | 30,262 | \$478 | \$518 | \$1,101 |
| Acute pharyngitis | 462 | 40 | 858 | 6,888 | \$384 | \$380 | \$694 |
| Pneumonia | 480-486 | 108 | 1,273 | 11,766 | \$2,191 | \$4,619 | \$6,940 |
| Chronic and unspedified bronchitis | 490-491 | 46 | 1,237 | 7,244 | \$544 | \$1,313 | \$3,042 |
| Asthma | 493 | 42 | 824 | 7,634 | \$791 | \$1,471 | \$2,485 |
| Noninfectious enteritis and colitis | 555-558 | 127 | 1,209 | 7,786 | \$906 | \$1,307 | \$3,462 |
| Urinary tract infection, site not specified | 599.0 | 68 | 1,214 | 10,736 | \$728 | \$1,410 | \$2,604 |
| Dorsopathies | 720-724 | 138 | 1,560 | 16,124 | \$617 | \$876 | \$1,670 |
| Rheumatism, excluding back | 725-729 | 100 | 1,057 | 10,923 | \$622 | \$756 | \$1,354 |
| Convulsions | 780.3 | 27 | 244 | 3,608 | \$1,074 | \$1,967 | \$2,702 |
| Headache and migraine | 784.0,346.90 | 145 | 2,078 | 19,376 | \$644 | \$774 | \$1,613 |
| Chest pain | 786.5 | 161 | 1,885 | 26,863 | \$1,245 | \$2,208 | \$3,163 |
| Abdominal pain | 789.0 | 217 | 2,744 | 42,937 | \$1,279 | \$1,882 | \$2,722 |
| Fractures, excluding lower limb | 800-819 | 244 | 2,595 | 22,428 | \$1,591 | \$1,636 | \$5,858 |
| Fracture of lower limb | 820-829 | 104 | 1,003 | 9,154 | \$3,515 | \$2,887 | \$10,632 |
| Sprains and strains, excluding ankle and back | 840-844,845.1,848 | 168 | 1,738 | 13,251 | \$601 | \$575 | \$931 |
| Sprains and strains of ankle | 845.0 | 70 | 873 | 6,569 | \$632 | \$583 | \$925 |
| Sprains and strains of back | 846-847 | 132 | 1,516 | 17,773 | \$903 | \$983 | \$1,321 |
| Open wound of head | 870-873 | 259 | 2,418 | 19,553 | \$737 | \$734 | \$1,072 |
| Open wound, excluding head | 874-897 | 331 | 3,433 | 23,272 | \$725 | \$637 | \$1,071 |
| Superficial injury | 910-919 | 52 | 888 | 5,890 | \$691 | \$533 | \$756 |
| Contusion with intact skin surface | 920-924 | 304 | 2,943 | 23,793 | \$719 | \$760 | \$1,089 |
| All other | | 2,595 | 36,092 | 400,088 | \$979 | \$1,544 | \$4,103 |

* Excludes professional fees.

** Based on Principal Diagnosis.

*** Outliers were excluded in the calculation of average charges.

Health District of Hospital: Salt Lake County
Inpatient Peer group: Acute, urban, high CMI (n=2)

County: Salt Lake
Ownership: Not for profit

ED beds: 54
Affiliation: Intermountain Healthcare

| | Number of Encounters | | | Charges(\$)* | | |
|--------------------|----------------------|---------|---------|---------------|---------------|-----------------|
| | Hospital | Peer | State | Hospital | Peer | State |
| Total ER charges | 82,150 | 120,556 | 770,211 | \$453,904,476 | \$743,978,406 | \$2,993,970,489 |
| Average ER charges | . | . | . | \$4,918 | \$5,355 | \$3,445 |

Principal Diagnosis Group and ICD-9 Codes**

| | | Number of Encounters | | | Average Charges (\$)*** | | |
|---|---|----------------------|--------|---------|-------------------------|----------|----------|
| | | Hospital | Peer | State | Hospital | Peer | State |
| Diabetes | 250.0-250.9 | 530 | 724 | 4,211 | \$6,532 | \$6,660 | \$5,862 |
| Otitis media and Eustachian tube disorders | 381-382 | 562 | 657 | 10,928 | \$579 | \$549 | \$505 |
| Heart dis. excl. ischemic | 391-392.0,393-398,402,404,415,416,420-429 | 1,520 | 2,053 | 11,154 | \$17,563 | \$17,825 | \$12,712 |
| Acute upper respiratory inf., excl. pharyngitis | 460-461,463-466 | 2,004 | 2,709 | 30,262 | \$1,098 | \$1,000 | \$1,101 |
| Acute pharyngitis | 462 | 561 | 759 | 6,888 | \$921 | \$842 | \$694 |
| Pneumonia | 480-486 | 1,155 | 1,507 | 11,766 | \$5,899 | \$6,865 | \$6,940 |
| Chronic and unspedified bronchitis | 490-491 | 785 | 1,031 | 7,244 | \$3,275 | \$3,604 | \$3,042 |
| Asthma | 493 | 672 | 912 | 7,634 | \$3,108 | \$3,080 | \$2,485 |
| Noninfectious enteritis and colitis | 555-558 | 537 | 781 | 7,786 | \$5,465 | \$5,653 | \$3,462 |
| Urinary tract infection, site not specified | 599.0 | 1,044 | 1,506 | 10,736 | \$3,262 | \$3,106 | \$2,604 |
| Dorsopathies | 720-724 | 2,313 | 3,369 | 16,124 | \$2,318 | \$2,169 | \$1,670 |
| Rheumatism, excluding back | 725-729 | 1,557 | 2,312 | 10,923 | \$1,537 | \$1,538 | \$1,354 |
| Convulsions | 780.3 | 306 | 516 | 3,608 | \$3,542 | \$3,423 | \$2,702 |
| Headache and migraine | 784.0,346.90 | 2,219 | 3,373 | 19,376 | \$2,011 | \$1,916 | \$1,613 |
| Chest pain | 786.5 | 3,778 | 5,373 | 26,863 | \$3,450 | \$3,281 | \$3,163 |
| Abdominal pain | 789.0 | 5,807 | 8,422 | 42,937 | \$2,965 | \$2,681 | \$2,722 |
| Fractures, excluding lower limb | 800-819 | 2,102 | 3,363 | 22,428 | \$16,008 | \$20,135 | \$5,858 |
| Fracture of lower limb | 820-829 | 914 | 1,440 | 9,154 | \$18,695 | \$19,168 | \$10,632 |
| Sprains and strains, excluding ankle and back | 840-844,845.1,848 | 1,008 | 1,431 | 13,251 | \$1,054 | \$943 | \$931 |
| Sprains and strains of ankle | 845.0 | 544 | 790 | 6,569 | \$1,088 | \$984 | \$925 |
| Sprains and strains of back | 846-847 | 1,687 | 2,452 | 17,773 | \$1,305 | \$1,268 | \$1,321 |
| Open wound of head | 870-873 | 1,362 | 1,917 | 19,553 | \$1,465 | \$1,441 | \$1,072 |
| Open wound, excluding head | 874-897 | 1,723 | 2,607 | 23,272 | \$1,734 | \$1,938 | \$1,071 |
| Superficial injury | 910-919 | 460 | 733 | 5,890 | \$898 | \$912 | \$756 |
| Contusion with intact skin surface | 920-924 | 2,275 | 3,233 | 23,793 | \$1,231 | \$1,225 | \$1,089 |
| All other | | 44,725 | 66,586 | 400,088 | \$5,598 | \$6,154 | \$4,103 |

* Excludes professional fees.

** Based on Principal Diagnosis.

*** Outliers were excluded in the calculation of average charges.

Table 9
ED Encounters by Top-Volume Diagnostic Categories
January 1, 2009 to December 31, 2009

Health District of Hospital: Salt Lake County
Inpatient Peer group: Acute, urban, low CMI (n=6)

County: Salt Lake
Ownership: Investor-owned

ED beds: 10
Affiliation: IASIS Health Care

| | Number of Encounters | | | Charges(\$)* | | |
|--------------------|----------------------|---------|---------|---------------|---------------|-----------------|
| | Hospital | Peer | State | Hospital | Peer | State |
| Total ER charges | 33,506 | 119,283 | 770,211 | \$136,930,105 | \$342,355,102 | \$2,993,970,489 |
| Average ER charges | . | . | . | \$3,626 | \$2,606 | \$3,445 |

Principal Diagnosis Group and ICD-9 Codes**

| | | Number of Encounters | | | Average Charges (\$)*** | | |
|---|---|----------------------|--------|---------|-------------------------|----------|----------|
| | | Hospital | Peer | State | Hospital | Peer | State |
| Diabetes | 250.0-250.9 | 173 | 526 | 4,211 | \$8,248 | \$5,754 | \$5,862 |
| Otitis media and Eustachian tube disorders | 381-382 | 690 | 1,739 | 10,928 | \$717 | \$609 | \$505 |
| Heart dis. excl. ischemic | 391-392.0,393-398,402,404,415,416,420-429 | 440 | 1,442 | 11,154 | \$13,364 | \$10,044 | \$12,712 |
| Acute upper respiratory inf., excl. pharyngitis | 460-461,463-466 | 1,572 | 4,440 | 30,262 | \$1,307 | \$1,030 | \$1,101 |
| Acute pharyngitis | 462 | 304 | 1,020 | 6,888 | \$995 | \$806 | \$694 |
| Pneumonia | 480-486 | 706 | 1,960 | 11,766 | \$5,658 | \$5,253 | \$6,940 |
| Chronic and unspedified bronchitis | 490-491 | 163 | 984 | 7,244 | \$5,679 | \$2,358 | \$3,042 |
| Asthma | 493 | 353 | 877 | 7,634 | \$3,397 | \$2,378 | \$2,485 |
| Noninfectious enteritis and colitis | 555-558 | 350 | 1,266 | 7,786 | \$3,419 | \$3,003 | \$3,462 |
| Urinary tract infection, site not specified | 599.0 | 465 | 1,509 | 10,736 | \$3,367 | \$2,538 | \$2,604 |
| Dorsopathies | 720-724 | 530 | 2,329 | 16,124 | \$1,901 | \$1,367 | \$1,670 |
| Rheumatism, excluding back | 725-729 | 394 | 1,728 | 10,923 | \$1,469 | \$1,152 | \$1,354 |
| Convulsions | 780.3 | 147 | 475 | 3,608 | \$3,085 | \$2,373 | \$2,702 |
| Headache and migraine | 784.0,346.90 | 833 | 3,337 | 19,376 | \$2,024 | \$1,559 | \$1,613 |
| Chest pain | 786.5 | 1,264 | 4,251 | 26,863 | \$3,792 | \$2,773 | \$3,163 |
| Abdominal pain | 789.0 | 1,807 | 7,242 | 42,937 | \$3,388 | \$2,712 | \$2,722 |
| Fractures, excluding lower limb | 800-819 | 912 | 3,538 | 22,428 | \$2,690 | \$2,031 | \$5,858 |
| Fracture of lower limb | 820-829 | 390 | 1,397 | 9,154 | \$9,006 | \$7,322 | \$10,632 |
| Sprains and strains, excluding ankle and back | 840-844,845.1,848 | 737 | 2,430 | 13,251 | \$1,176 | \$927 | \$931 |
| Sprains and strains of ankle | 845.0 | 313 | 1,167 | 6,569 | \$1,120 | \$915 | \$925 |
| Sprains and strains of back | 846-847 | 1,035 | 3,434 | 17,773 | \$1,455 | \$1,158 | \$1,321 |
| Open wound of head | 870-873 | 894 | 3,652 | 19,553 | \$1,138 | \$1,006 | \$1,072 |
| Open wound, excluding head | 874-897 | 1,006 | 3,988 | 23,272 | \$1,258 | \$952 | \$1,071 |
| Superficial injury | 910-919 | 232 | 821 | 5,890 | \$928 | \$767 | \$756 |
| Contusion with intact skin surface | 920-924 | 1,038 | 3,784 | 23,793 | \$1,169 | \$1,018 | \$1,089 |
| All other | | 16,758 | 59,947 | 400,088 | \$4,530 | \$3,097 | \$4,103 |

* Excludes professional fees.

** Based on Principal Diagnosis.

*** Outliers were excluded in the calculation of average charges.

Table 9
ED Encounters by Top-Volume Diagnostic Categories
January 1, 2009 to December 31, 2009

Health District of Hospital: Southwest Utah
Inpatient Peer group: Acute, rural, low CMI (n=16)

County: Kane
Ownership: Government

ED beds: 1
Affiliation: Management

| | Number of Encounters | | | Charges(\$)* | | |
|--------------------|----------------------|--------|---------|--------------|---------------|-----------------|
| | Hospital | Peer | State | Hospital | Peer | State |
| Total ER charges | 2,769 | 76,365 | 770,211 | \$1,690,637 | \$114,763,709 | \$2,993,970,489 |
| Average ER charges | . | . | . | \$612 | \$1,396 | \$3,445 |

Principal Diagnosis Group and ICD-9 Codes**

| | | Number of Encounters | | | Average Charges (\$)** | | |
|---|---|----------------------|--------|---------|------------------------|---------|----------|
| | | Hospital | Peer | State | Hospital | Peer | State |
| Diabetes | 250.0-250.9 | 18 | 397 | 4,211 | \$3,794 | \$3,373 | \$5,862 |
| Otitis media and Eustachian tube disorders | 381-382 | 39 | 1,879 | 10,928 | \$216 | \$306 | \$505 |
| Heart dis. excl. ischemic | 391-392.0,393-398,402,404,415,416,420-429 | 55 | 974 | 11,154 | \$1,101 | \$4,712 | \$12,712 |
| Acute upper respiratory inf., excl. pharyngitis | 460-461,463-466 | 123 | 3,433 | 30,262 | \$273 | \$518 | \$1,101 |
| Acute pharyngitis | 462 | 45 | 858 | 6,888 | \$234 | \$380 | \$694 |
| Pneumonia | 480-486 | 53 | 1,273 | 11,766 | \$3,985 | \$4,619 | \$6,940 |
| Chronic and unspedified bronchitis | 490-491 | 35 | 1,237 | 7,244 | \$889 | \$1,313 | \$3,042 |
| Asthma | 493 | 36 | 824 | 7,634 | \$574 | \$1,471 | \$2,485 |
| Noninfectious enteritis and colitis | 555-558 | 35 | 1,209 | 7,786 | \$1,030 | \$1,307 | \$3,462 |
| Urinary tract infection, site not specified | 599.0 | 75 | 1,214 | 10,736 | \$492 | \$1,410 | \$2,604 |
| Dorsopathies | 720-724 | 46 | 1,560 | 16,124 | \$287 | \$876 | \$1,670 |
| Rheumatism, excluding back | 725-729 | 34 | 1,057 | 10,923 | \$289 | \$756 | \$1,354 |
| Convulsions | 780.3 | 14 | 244 | 3,608 | \$639 | \$1,967 | \$2,702 |
| Headache and migraine | 784.0,346.90 | 64 | 2,078 | 19,376 | \$391 | \$774 | \$1,613 |
| Chest pain | 786.5 | 59 | 1,885 | 26,863 | \$779 | \$2,208 | \$3,163 |
| Abdominal pain | 789.0 | 83 | 2,744 | 42,937 | \$499 | \$1,882 | \$2,722 |
| Fractures, excluding lower limb | 800-819 | 120 | 2,595 | 22,428 | \$613 | \$1,636 | \$5,858 |
| Fracture of lower limb | 820-829 | 58 | 1,003 | 9,154 | \$433 | \$2,887 | \$10,632 |
| Sprains and strains, excluding ankle and back | 840-844,845.1,848 | 73 | 1,738 | 13,251 | \$244 | \$575 | \$931 |
| Sprains and strains of ankle | 845.0 | 36 | 873 | 6,569 | \$271 | \$583 | \$925 |
| Sprains and strains of back | 846-847 | 70 | 1,516 | 17,773 | \$360 | \$983 | \$1,321 |
| Open wound of head | 870-873 | 77 | 2,418 | 19,553 | \$362 | \$734 | \$1,072 |
| Open wound, excluding head | 874-897 | 164 | 3,433 | 23,272 | \$395 | \$637 | \$1,071 |
| Superficial injury | 910-919 | 39 | 888 | 5,890 | \$308 | \$533 | \$756 |
| Contusion with intact skin surface | 920-924 | 124 | 2,943 | 23,793 | \$295 | \$760 | \$1,089 |
| All other | | 1,194 | 36,092 | 400,088 | \$625 | \$1,544 | \$4,103 |

* Excludes professional fees.

** Based on Principal Diagnosis.

*** Outliers were excluded in the calculation of average charges.

Table 9
ED Encounters by Top-Volume Diagnostic Categories
January 1, 2009 to December 31, 2009

Health District of Hospital: Davis County
Inpatient Peer group: Acute, urban, lower medium CMI (n=7)

County: Davis
Ownership: Investor-owned

ED beds: 11
Affiliation: Mountainstar Healthcare

| | Number of Encounters | | | Charges(\$)* | | |
|--------------------|----------------------|---------|---------|--------------|---------------|-----------------|
| | Hospital | Peer | State | Hospital | Peer | State |
| Total ER charges | 15,338 | 142,085 | 770,211 | \$74,180,762 | \$574,029,971 | \$2,993,970,489 |
| Average ER charges | . | . | . | \$4,316 | \$3,599 | \$3,445 |

Principal Diagnosis Group and ICD-9 Codes**

| | | Number of Encounters | | | Average Charges (\$)** | | |
|---|---|----------------------|--------|---------|------------------------|----------|----------|
| | | Hospital | Peer | State | Hospital | Peer | State |
| Diabetes | 250.0-250.9 | 62 | 747 | 4,211 | \$6,649 | \$6,419 | \$5,862 |
| Otitis media and Eustachian tube disorders | 381-382 | 185 | 1,859 | 10,928 | \$802 | \$670 | \$505 |
| Heart dis. excl. ischemic | 391-392.0,393-398,402,404,415,416,420-429 | 285 | 1,994 | 11,154 | \$11,985 | \$12,391 | \$12,712 |
| Acute upper respiratory inf., excl. pharyngitis | 460-461,463-466 | 467 | 5,066 | 30,262 | \$1,003 | \$1,122 | \$1,101 |
| Acute pharyngitis | 462 | 157 | 1,507 | 6,888 | \$832 | \$841 | \$694 |
| Pneumonia | 480-486 | 353 | 2,253 | 11,766 | \$13,185 | \$8,693 | \$6,940 |
| Chronic and unspedified bronchitis | 490-491 | 133 | 1,243 | 7,244 | \$2,532 | \$3,767 | \$3,042 |
| Asthma | 493 | 144 | 1,392 | 7,634 | \$2,992 | \$3,048 | \$2,485 |
| Noninfectious enteritis and colitis | 555-558 | 70 | 1,212 | 7,786 | \$7,006 | \$4,622 | \$3,462 |
| Urinary tract infection, site not specified | 599.0 | 158 | 1,945 | 10,736 | \$3,717 | \$3,107 | \$2,604 |
| Dorsopathies | 720-724 | 338 | 2,657 | 16,124 | \$1,770 | \$1,620 | \$1,670 |
| Rheumatism, excluding back | 725-729 | 164 | 1,809 | 10,923 | \$1,715 | \$1,591 | \$1,354 |
| Convulsions | 780.3 | 65 | 750 | 3,608 | \$3,293 | \$3,122 | \$2,702 |
| Headache and migraine | 784.0,346.90 | 507 | 3,456 | 19,376 | \$1,844 | \$1,888 | \$1,613 |
| Chest pain | 786.5 | 586 | 5,215 | 26,863 | \$3,440 | \$3,542 | \$3,163 |
| Abdominal pain | 789.0 | 1,003 | 9,060 | 42,937 | \$3,509 | \$3,226 | \$2,722 |
| Fractures, excluding lower limb | 800-819 | 536 | 3,620 | 22,428 | \$3,063 | \$3,326 | \$5,858 |
| Fracture of lower limb | 820-829 | 232 | 1,550 | 9,154 | \$11,370 | \$10,418 | \$10,632 |
| Sprains and strains, excluding ankle and back | 840-844,845.1,848 | 337 | 3,033 | 13,251 | \$1,122 | \$1,180 | \$931 |
| Sprains and strains of ankle | 845.0 | 138 | 1,412 | 6,569 | \$1,093 | \$1,203 | \$925 |
| Sprains and strains of back | 846-847 | 458 | 4,310 | 17,773 | \$1,425 | \$1,548 | \$1,321 |
| Open wound of head | 870-873 | 396 | 3,456 | 19,553 | \$1,424 | \$1,188 | \$1,072 |
| Open wound, excluding head | 874-897 | 546 | 4,803 | 23,272 | \$930 | \$1,098 | \$1,071 |
| Superficial injury | 910-919 | 99 | 1,191 | 5,890 | \$951 | \$887 | \$756 |
| Contusion with intact skin surface | 920-924 | 476 | 4,663 | 23,793 | \$1,387 | \$1,305 | \$1,089 |
| All other | | 7,443 | 71,882 | 400,088 | \$5,448 | \$4,370 | \$4,103 |

* Excludes professional fees.

** Based on Principal Diagnosis.

*** Outliers were excluded in the calculation of average charges.

Table 9
ED Encounters by Top-Volume Diagnostic Categories
January 1, 2009 to December 31, 2009

Health District of Hospital: Salt Lake County
Inpatient Peer group: Acute, urban, lower medium CMI (n=7)

County: Salt Lake
Ownership: Not for profit

ED beds: 24
Affiliation: Intermountain Healthcare

| | Number of Encounters | | | Charges(\$)* | | |
|--------------------|----------------------|---------|---------|---------------|---------------|-----------------|
| | Hospital | Peer | State | Hospital | Peer | State |
| Total ER charges | 26,120 | 142,085 | 770,211 | \$103,806,797 | \$574,029,971 | \$2,993,970,489 |
| Average ER charges | . | . | . | \$3,501 | \$3,599 | \$3,445 |

Principal Diagnosis Group and ICD-9 Codes**

| | | Number of Encounters | | | Average Charges (\$)** | | |
|---|---|----------------------|--------|---------|------------------------|----------|----------|
| | | Hospital | Peer | State | Hospital | Peer | State |
| Diabetes | 250.0-250.9 | 171 | 747 | 4,211 | \$5,836 | \$6,419 | \$5,862 |
| Otitis media and Eustachian tube disorders | 381-382 | 111 | 1,859 | 10,928 | \$552 | \$670 | \$505 |
| Heart dis. excl. ischemic | 391-392.0,393-398,402,404,415,416,420-429 | 335 | 1,994 | 11,154 | \$10,581 | \$12,391 | \$12,712 |
| Acute upper respiratory inf., excl. pharyngitis | 460-461,463-466 | 459 | 5,066 | 30,262 | \$1,160 | \$1,122 | \$1,101 |
| Acute pharyngitis | 462 | 176 | 1,507 | 6,888 | \$972 | \$841 | \$694 |
| Pneumonia | 480-486 | 310 | 2,253 | 11,766 | \$8,198 | \$8,693 | \$6,940 |
| Chronic and unspedified bronchitis | 490-491 | 258 | 1,243 | 7,244 | \$3,366 | \$3,767 | \$3,042 |
| Asthma | 493 | 197 | 1,392 | 7,634 | \$2,663 | \$3,048 | \$2,485 |
| Noninfectious enteritis and colitis | 555-558 | 184 | 1,212 | 7,786 | \$4,054 | \$4,622 | \$3,462 |
| Urinary tract infection, site not specified | 599.0 | 309 | 1,945 | 10,736 | \$3,825 | \$3,107 | \$2,604 |
| Dorsopathies | 720-724 | 734 | 2,657 | 16,124 | \$1,560 | \$1,620 | \$1,670 |
| Rheumatism, excluding back | 725-729 | 500 | 1,809 | 10,923 | \$1,632 | \$1,591 | \$1,354 |
| Convulsions | 780.3 | 83 | 750 | 3,608 | \$3,105 | \$3,122 | \$2,702 |
| Headache and migraine | 784.0,346.90 | 624 | 3,456 | 19,376 | \$1,935 | \$1,888 | \$1,613 |
| Chest pain | 786.5 | 1,010 | 5,215 | 26,863 | \$2,800 | \$3,542 | \$3,163 |
| Abdominal pain | 789.0 | 1,868 | 9,060 | 42,937 | \$2,968 | \$3,226 | \$2,722 |
| Fractures, excluding lower limb | 800-819 | 498 | 3,620 | 22,428 | \$2,723 | \$3,326 | \$5,858 |
| Fracture of lower limb | 820-829 | 239 | 1,550 | 9,154 | \$11,018 | \$10,418 | \$10,632 |
| Sprains and strains, excluding ankle and back | 840-844,845.1,848 | 282 | 3,033 | 13,251 | \$971 | \$1,180 | \$931 |
| Sprains and strains of ankle | 845.0 | 173 | 1,412 | 6,569 | \$983 | \$1,203 | \$925 |
| Sprains and strains of back | 846-847 | 433 | 4,310 | 17,773 | \$1,145 | \$1,548 | \$1,321 |
| Open wound of head | 870-873 | 397 | 3,456 | 19,553 | \$1,380 | \$1,188 | \$1,072 |
| Open wound, excluding head | 874-897 | 678 | 4,803 | 23,272 | \$1,075 | \$1,098 | \$1,071 |
| Superficial injury | 910-919 | 162 | 1,191 | 5,890 | \$812 | \$887 | \$756 |
| Contusion with intact skin surface | 920-924 | 685 | 4,663 | 23,793 | \$1,262 | \$1,305 | \$1,089 |
| All other | | 15,244 | 71,882 | 400,088 | \$4,032 | \$4,370 | \$4,103 |

* Excludes professional fees.

** Based on Principal Diagnosis.

*** Outliers were excluded in the calculation of average charges.

Table 9
ED Encounters by Top-Volume Diagnostic Categories
January 1, 2009 to December 31, 2009

Health District of Hospital: Bear River
Inpatient Peer group: Acute, rural, high CMI (n=7)

County: Cache
Ownership: Not for profit

ED beds: 16
Affiliation: Intermountain Healthcare

| | Number of Encounters | | | Charges(\$)* | | |
|--------------------|----------------------|---------|---------|--------------|---------------|-----------------|
| | Hospital | Peer | State | Hospital | Peer | State |
| Total ER charges | 23,918 | 112,935 | 770,211 | \$57,241,408 | \$310,534,942 | \$2,993,970,489 |
| Average ER charges | . | . | . | \$2,267 | \$2,591 | \$3,445 |

Principal Diagnosis Group and ICD-9 Codes**

| | | Number of Encounters | | | Average Charges (\$)*** | | |
|---|---|----------------------|--------|---------|-------------------------|----------|----------|
| | | Hospital | Peer | State | Hospital | Peer | State |
| Diabetes | 250.0-250.9 | 125 | 585 | 4,211 | \$4,859 | \$4,869 | \$5,862 |
| Otitis media and Eustachian tube disorders | 381-382 | 328 | 1,788 | 10,928 | \$496 | \$380 | \$505 |
| Heart dis. excl. ischemic | 391-392.0,393-398,402,404,415,416,420-429 | 334 | 1,794 | 11,154 | \$8,440 | \$10,008 | \$12,712 |
| Acute upper respiratory inf., excl. pharyngitis | 460-461,463-466 | 767 | 4,174 | 30,262 | \$878 | \$714 | \$1,101 |
| Acute pharyngitis | 462 | 243 | 1,320 | 6,888 | \$562 | \$459 | \$694 |
| Pneumonia | 480-486 | 403 | 1,989 | 11,766 | \$5,077 | \$5,928 | \$6,940 |
| Chronic and unspedified bronchitis | 490-491 | 200 | 1,005 | 7,244 | \$1,993 | \$2,829 | \$3,042 |
| Asthma | 493 | 144 | 1,023 | 7,634 | \$1,913 | \$1,478 | \$2,485 |
| Noninfectious enteritis and colitis | 555-558 | 194 | 1,080 | 7,786 | \$2,914 | \$3,012 | \$3,462 |
| Urinary tract infection, site not specified | 599.0 | 381 | 2,092 | 10,736 | \$1,829 | \$1,910 | \$2,604 |
| Dorsopathies | 720-724 | 475 | 2,296 | 16,124 | \$1,213 | \$1,118 | \$1,670 |
| Rheumatism, excluding back | 725-729 | 383 | 1,541 | 10,923 | \$1,062 | \$1,076 | \$1,354 |
| Convulsions | 780.3 | 81 | 388 | 3,608 | \$2,952 | \$2,159 | \$2,702 |
| Headache and migraine | 784.0,346.90 | 657 | 2,955 | 19,376 | \$1,205 | \$1,180 | \$1,613 |
| Chest pain | 786.5 | 871 | 3,680 | 26,863 | \$2,205 | \$2,615 | \$3,163 |
| Abdominal pain | 789.0 | 1,373 | 5,538 | 42,937 | \$2,104 | \$2,104 | \$2,722 |
| Fractures, excluding lower limb | 800-819 | 711 | 3,467 | 22,428 | \$2,822 | \$2,531 | \$5,858 |
| Fracture of lower limb | 820-829 | 289 | 1,518 | 9,154 | \$11,046 | \$8,773 | \$10,632 |
| Sprains and strains, excluding ankle and back | 840-844,845.1,848 | 172 | 1,792 | 13,251 | \$667 | \$668 | \$931 |
| Sprains and strains of ankle | 845.0 | 130 | 982 | 6,569 | \$637 | \$695 | \$925 |
| Sprains and strains of back | 846-847 | 318 | 2,240 | 17,773 | \$1,004 | \$1,084 | \$1,321 |
| Open wound of head | 870-873 | 637 | 3,108 | 19,553 | \$908 | \$940 | \$1,072 |
| Open wound, excluding head | 874-897 | 766 | 3,700 | 23,272 | \$795 | \$757 | \$1,071 |
| Superficial injury | 910-919 | 169 | 821 | 5,890 | \$689 | \$557 | \$756 |
| Contusion with intact skin surface | 920-924 | 531 | 4,268 | 23,793 | \$902 | \$915 | \$1,089 |
| All other | | 13,236 | 57,791 | 400,088 | \$2,384 | \$3,084 | \$4,103 |

* Excludes professional fees.

** Based on Principal Diagnosis.

*** Outliers were excluded in the calculation of average charges.

Table 9
ED Encounters by Top-Volume Diagnostic Categories
January 1, 2009 to December 31, 2009

Health District of Hospital: Weber/Morgan
Inpatient Peer group: Acute, urban, upper medium CMI (n=4)

County: Weber
Ownership: Not for profit

ED beds: 23
Affiliation: Intermountain Healthcare

| | Number of Encounters | | | Charges(\$)* | | |
|--------------------|----------------------|---------|---------|---------------|---------------|-----------------|
| | Hospital | Peer | State | Hospital | Peer | State |
| Total ER charges | 60,635 | 155,355 | 770,211 | \$274,588,149 | \$766,166,286 | \$2,993,970,489 |
| Average ER charges | . | . | . | \$4,087 | \$4,392 | \$3,445 |

Principal Diagnosis Group and ICD-9 Codes**

| | | Number of Encounters | | | Average Charges (\$)*** | | |
|---|---|----------------------|--------|---------|-------------------------|----------|----------|
| | | Hospital | Peer | State | Hospital | Peer | State |
| Diabetes | 250.0-250.9 | 403 | 933 | 4,211 | \$5,750 | \$6,679 | \$5,862 |
| Otitis media and Eustachian tube disorders | 381-382 | 758 | 1,804 | 10,928 | \$651 | \$628 | \$505 |
| Heart dis. excl. ischemic | 391-392.0,393-398,402,404,415,416,420-429 | 952 | 2,789 | 11,154 | \$13,828 | \$15,207 | \$12,712 |
| Acute upper respiratory inf., excl. pharyngitis | 460-461,463-466 | 2,121 | 5,012 | 30,262 | \$1,178 | \$1,182 | \$1,101 |
| Acute pharyngitis | 462 | 431 | 1,097 | 6,888 | \$848 | \$880 | \$694 |
| Pneumonia | 480-486 | 750 | 2,023 | 11,766 | \$7,569 | \$9,789 | \$6,940 |
| Chronic and unspedified bronchitis | 490-491 | 913 | 1,732 | 7,244 | \$3,385 | \$3,968 | \$3,042 |
| Asthma | 493 | 452 | 1,230 | 7,634 | \$2,897 | \$2,953 | \$2,485 |
| Noninfectious enteritis and colitis | 555-558 | 689 | 1,661 | 7,786 | \$4,108 | \$4,709 | \$3,462 |
| Urinary tract infection, site not specified | 599.0 | 811 | 1,978 | 10,736 | \$2,481 | \$3,461 | \$2,604 |
| Dorsopathies | 720-724 | 1,302 | 3,724 | 16,124 | \$1,670 | \$2,148 | \$1,670 |
| Rheumatism, excluding back | 725-729 | 864 | 2,214 | 10,923 | \$1,458 | \$1,628 | \$1,354 |
| Convulsions | 780.3 | 274 | 728 | 3,608 | \$3,130 | \$3,050 | \$2,702 |
| Headache and migraine | 784.0,346.90 | 1,356 | 3,710 | 19,376 | \$1,763 | \$2,023 | \$1,613 |
| Chest pain | 786.5 | 2,382 | 6,220 | 26,863 | \$3,974 | \$3,713 | \$3,163 |
| Abdominal pain | 789.0 | 2,921 | 8,944 | 42,937 | \$2,738 | \$3,077 | \$2,722 |
| Fractures, excluding lower limb | 800-819 | 1,632 | 4,238 | 22,428 | \$6,628 | \$7,100 | \$5,858 |
| Fracture of lower limb | 820-829 | 727 | 1,868 | 9,154 | \$12,123 | \$13,775 | \$10,632 |
| Sprains and strains, excluding ankle and back | 840-844,845.1,848 | 810 | 2,649 | 13,251 | \$1,062 | \$1,084 | \$931 |
| Sprains and strains of ankle | 845.0 | 408 | 1,259 | 6,569 | \$1,031 | \$1,030 | \$925 |
| Sprains and strains of back | 846-847 | 1,011 | 3,704 | 17,773 | \$1,600 | \$1,543 | \$1,321 |
| Open wound of head | 870-873 | 1,271 | 3,349 | 19,553 | \$1,265 | \$1,364 | \$1,072 |
| Open wound, excluding head | 874-897 | 1,523 | 4,181 | 23,272 | \$1,183 | \$1,187 | \$1,071 |
| Superficial injury | 910-919 | 469 | 1,108 | 5,890 | \$901 | \$929 | \$756 |
| Contusion with intact skin surface | 920-924 | 1,692 | 4,296 | 23,793 | \$1,281 | \$1,308 | \$1,089 |
| All other | | 33,713 | 82,904 | 400,088 | \$4,805 | \$5,171 | \$4,103 |

* Excludes professional fees.

** Based on Principal Diagnosis.

*** Outliers were excluded in the calculation of average charges.

Health District of Hospital: Southwest Utah
Inpatient Peer group: Acute, rural, low CMI (n=16)

County: Beaver
Ownership: Government

ED beds: 1
Affiliation: Freestanding

| | Number of Encounters | | | Charges(\$)* | | |
|--------------------|----------------------|--------|---------|--------------|---------------|-----------------|
| | Hospital | Peer | State | Hospital | Peer | State |
| Total ER charges | 225 | 76,365 | 770,211 | \$159,985 | \$114,763,709 | \$2,993,970,489 |
| Average ER charges | . | . | . | \$689 | \$1,396 | \$3,445 |

Principal Diagnosis Group and ICD-9 Codes**

| | | Number of Encounters | | | Average Charges (\$)*** | | |
|---|---|----------------------|--------|---------|-------------------------|---------|----------|
| | | Hospital | Peer | State | Hospital | Peer | State |
| Diabetes | 250.0-250.9 | 1 | 397 | 4,211 | \$1,179 | \$3,373 | \$5,862 |
| Otitis media and Eustachian tube disorders | 381-382 | 7 | 1,879 | 10,928 | \$210 | \$306 | \$505 |
| Heart dis. excl. ischemic | 391-392.0,393-398,402,404,415,416,420-429 | 2 | 974 | 11,154 | \$2,667 | \$4,712 | \$12,712 |
| Acute upper respiratory inf., excl. pharyngitis | 460-461,463-466 | 16 | 3,433 | 30,262 | \$403 | \$518 | \$1,101 |
| Acute pharyngitis | 462 | 3 | 858 | 6,888 | \$158 | \$380 | \$694 |
| Pneumonia | 480-486 | 7 | 1,273 | 11,766 | \$1,338 | \$4,619 | \$6,940 |
| Noninfectious enteritis and colitis | 555-558 | 2 | 1,209 | 7,786 | \$1,594 | \$1,307 | \$3,462 |
| Dorsopathies | 720-724 | 7 | 1,560 | 16,124 | \$414 | \$876 | \$1,670 |
| Rheumatism, excluding back | 725-729 | 4 | 1,057 | 10,923 | \$355 | \$756 | \$1,354 |
| Convulsions | 780.3 | 1 | 244 | 3,608 | \$2,479 | \$1,967 | \$2,702 |
| Headache and migraine | 784.0,346.90 | 12 | 2,078 | 19,376 | \$313 | \$774 | \$1,613 |
| Chest pain | 786.5 | 14 | 1,885 | 26,863 | \$1,332 | \$2,208 | \$3,163 |
| Abdominal pain | 789.0 | 11 | 2,744 | 42,937 | \$935 | \$1,882 | \$2,722 |
| Fractures, excluding lower limb | 800-819 | 3 | 2,595 | 22,428 | \$454 | \$1,636 | \$5,858 |
| Fracture of lower limb | 820-829 | 2 | 1,003 | 9,154 | \$411 | \$2,887 | \$10,632 |
| Sprains and strains, excluding ankle and back | 840-844,845.1,848 | 3 | 1,738 | 13,251 | \$280 | \$575 | \$931 |
| Sprains and strains of ankle | 845.0 | 4 | 873 | 6,569 | \$288 | \$583 | \$925 |
| Sprains and strains of back | 846-847 | 1 | 1,516 | 17,773 | \$498 | \$983 | \$1,321 |
| Open wound of head | 870-873 | 9 | 2,418 | 19,553 | \$317 | \$734 | \$1,072 |
| Open wound, excluding head | 874-897 | 10 | 3,433 | 23,272 | \$401 | \$637 | \$1,071 |
| Superficial injury | 910-919 | 1 | 888 | 5,890 | \$110 | \$533 | \$756 |
| Contusion with intact skin surface | 920-924 | 3 | 2,943 | 23,793 | \$284 | \$760 | \$1,089 |
| All other | | 102 | 36,092 | 400,088 | \$738 | \$1,544 | \$4,103 |

* Excludes professional fees.

** Based on Principal Diagnosis.

*** Outliers were excluded in the calculation of average charges.

Table 9
ED Encounters by Top-Volume Diagnostic Categories
January 1, 2009 to December 31, 2009

Health District of Hospital: Utah County
Inpatient Peer group: Acute, urban, lower medium CMI (n=7)

County: Utah
Ownership: Investor-owned

ED beds: 11
Affiliation: Mountainstar Healthcare

| | Number of Encounters | | | Charges(\$)* | | |
|--------------------|----------------------|---------|---------|--------------|---------------|-----------------|
| | Hospital | Peer | State | Hospital | Peer | State |
| Total ER charges | 16,662 | 142,085 | 770,211 | \$52,603,814 | \$574,029,971 | \$2,993,970,489 |
| Average ER charges | . | . | . | \$2,935 | \$3,599 | \$3,445 |

Principal Diagnosis Group and ICD-9 Codes**

| | | Number of Encounters | | | Average Charges (\$)** | | |
|---|---|----------------------|--------|---------|------------------------|----------|----------|
| | | Hospital | Peer | State | Hospital | Peer | State |
| Diabetes | 250.0-250.9 | 66 | 747 | 4,211 | \$5,209 | \$6,419 | \$5,862 |
| Otitis media and Eustachian tube disorders | 381-382 | 266 | 1,859 | 10,928 | \$551 | \$670 | \$505 |
| Heart dis. excl. ischemic | 391-392.0,393-398,402,404,415,416,420-429 | 219 | 1,994 | 11,154 | \$14,287 | \$12,391 | \$12,712 |
| Acute upper respiratory inf., excl. pharyngitis | 460-461,463-466 | 627 | 5,066 | 30,262 | \$1,056 | \$1,122 | \$1,101 |
| Acute pharyngitis | 462 | 131 | 1,507 | 6,888 | \$645 | \$841 | \$694 |
| Pneumonia | 480-486 | 290 | 2,253 | 11,766 | \$10,541 | \$8,693 | \$6,940 |
| Chronic and unspedified bronchitis | 490-491 | 111 | 1,243 | 7,244 | \$3,041 | \$3,767 | \$3,042 |
| Asthma | 493 | 100 | 1,392 | 7,634 | \$1,685 | \$3,048 | \$2,485 |
| Noninfectious enteritis and colitis | 555-558 | 94 | 1,212 | 7,786 | \$5,516 | \$4,622 | \$3,462 |
| Urinary tract infection, site not specified | 599.0 | 61 | 1,945 | 10,736 | \$2,336 | \$3,107 | \$2,604 |
| Dorsopathies | 720-724 | 290 | 2,657 | 16,124 | \$1,337 | \$1,620 | \$1,670 |
| Rheumatism, excluding back | 725-729 | 285 | 1,809 | 10,923 | \$1,205 | \$1,591 | \$1,354 |
| Convulsions | 780.3 | 112 | 750 | 3,608 | \$2,508 | \$3,122 | \$2,702 |
| Headache and migraine | 784.0,346.90 | 417 | 3,456 | 19,376 | \$1,491 | \$1,888 | \$1,613 |
| Chest pain | 786.5 | 479 | 5,215 | 26,863 | \$3,551 | \$3,542 | \$3,163 |
| Abdominal pain | 789.0 | 1,255 | 9,060 | 42,937 | \$2,754 | \$3,226 | \$2,722 |
| Fractures, excluding lower limb | 800-819 | 463 | 3,620 | 22,428 | \$2,602 | \$3,326 | \$5,858 |
| Fracture of lower limb | 820-829 | 211 | 1,550 | 9,154 | \$10,703 | \$10,418 | \$10,632 |
| Sprains and strains, excluding ankle and back | 840-844,845.1,848 | 479 | 3,033 | 13,251 | \$1,013 | \$1,180 | \$931 |
| Sprains and strains of ankle | 845.0 | 180 | 1,412 | 6,569 | \$1,068 | \$1,203 | \$925 |
| Sprains and strains of back | 846-847 | 782 | 4,310 | 17,773 | \$1,391 | \$1,548 | \$1,321 |
| Open wound of head | 870-873 | 310 | 3,456 | 19,553 | \$900 | \$1,188 | \$1,072 |
| Open wound, excluding head | 874-897 | 589 | 4,803 | 23,272 | \$842 | \$1,098 | \$1,071 |
| Superficial injury | 910-919 | 221 | 1,191 | 5,890 | \$893 | \$887 | \$756 |
| Contusion with intact skin surface | 920-924 | 444 | 4,663 | 23,793 | \$1,107 | \$1,305 | \$1,089 |
| All other | | 8,180 | 71,882 | 400,088 | \$3,304 | \$4,370 | \$4,103 |

* Excludes professional fees.

** Based on Principal Diagnosis.

*** Outliers were excluded in the calculation of average charges.

Table 9
ED Encounters by Top-Volume Diagnostic Categories
January 1, 2009 to December 31, 2009

Health District of Hospital: Tooele County
Inpatient Peer group: Acute, rural, low CMI (n=16)

County: Tooele
Ownership: Investor-owned

ED beds: 8
Affiliation: Community Health Sys.

| | Number of Encounters | | | Charges(\$)* | | |
|--------------------|----------------------|--------|---------|--------------|---------------|-----------------|
| | Hospital | Peer | State | Hospital | Peer | State |
| Total ER charges | 12,304 | 76,365 | 770,211 | \$40,057,250 | \$114,763,709 | \$2,993,970,489 |
| Average ER charges | . | . | . | \$2,869 | \$1,396 | \$3,445 |

Principal Diagnosis Group and ICD-9 Codes**

| | | Number of Encounters | | | Average Charges (\$)*** | | |
|---|---|----------------------|--------|---------|-------------------------|---------|----------|
| | | Hospital | Peer | State | Hospital | Peer | State |
| Diabetes | 250.0-250.9 | 75 | 397 | 4,211 | \$6,745 | \$3,373 | \$5,862 |
| Otitis media and Eustachian tube disorders | 381-382 | 194 | 1,879 | 10,928 | \$447 | \$306 | \$505 |
| Heart dis. excl. ischemic | 391-392.0,393-398,402,404,415,416,420-429 | 148 | 974 | 11,154 | \$11,120 | \$4,712 | \$12,712 |
| Acute upper respiratory inf., excl. pharyngitis | 460-461,463-466 | 458 | 3,433 | 30,262 | \$779 | \$518 | \$1,101 |
| Acute pharyngitis | 462 | 121 | 858 | 6,888 | \$658 | \$380 | \$694 |
| Pneumonia | 480-486 | 250 | 1,273 | 11,766 | \$7,449 | \$4,619 | \$6,940 |
| Chronic and unspedified bronchitis | 490-491 | 139 | 1,237 | 7,244 | \$4,128 | \$1,313 | \$3,042 |
| Asthma | 493 | 166 | 824 | 7,634 | \$2,802 | \$1,471 | \$2,485 |
| Noninfectious enteritis and colitis | 555-558 | 66 | 1,209 | 7,786 | \$4,973 | \$1,307 | \$3,462 |
| Urinary tract infection, site not specified | 599.0 | 210 | 1,214 | 10,736 | \$2,896 | \$1,410 | \$2,604 |
| Dorsopathies | 720-724 | 216 | 1,560 | 16,124 | \$1,500 | \$876 | \$1,670 |
| Rheumatism, excluding back | 725-729 | 150 | 1,057 | 10,923 | \$1,479 | \$756 | \$1,354 |
| Convulsions | 780.3 | 55 | 244 | 3,608 | \$3,092 | \$1,967 | \$2,702 |
| Headache and migraine | 784.0,346.90 | 343 | 2,078 | 19,376 | \$1,462 | \$774 | \$1,613 |
| Chest pain | 786.5 | 442 | 1,885 | 26,863 | \$4,373 | \$2,208 | \$3,163 |
| Abdominal pain | 789.0 | 689 | 2,744 | 42,937 | \$3,270 | \$1,882 | \$2,722 |
| Fractures, excluding lower limb | 800-819 | 369 | 2,595 | 22,428 | \$2,805 | \$1,636 | \$5,858 |
| Fracture of lower limb | 820-829 | 152 | 1,003 | 9,154 | \$7,406 | \$2,887 | \$10,632 |
| Sprains and strains, excluding ankle and back | 840-844,845.1,848 | 231 | 1,738 | 13,251 | \$946 | \$575 | \$931 |
| Sprains and strains of ankle | 845.0 | 120 | 873 | 6,569 | \$957 | \$583 | \$925 |
| Sprains and strains of back | 846-847 | 367 | 1,516 | 17,773 | \$1,278 | \$983 | \$1,321 |
| Open wound of head | 870-873 | 335 | 2,418 | 19,553 | \$1,036 | \$734 | \$1,072 |
| Open wound, excluding head | 874-897 | 398 | 3,433 | 23,272 | \$910 | \$637 | \$1,071 |
| Superficial injury | 910-919 | 105 | 888 | 5,890 | \$785 | \$533 | \$756 |
| Contusion with intact skin surface | 920-924 | 534 | 2,943 | 23,793 | \$1,123 | \$760 | \$1,089 |
| All other | | 5,971 | 36,092 | 400,088 | \$3,207 | \$1,544 | \$4,103 |

* Excludes professional fees.
** Based on Principal Diagnosis.
*** Outliers were excluded in the calculation of average charges.

Table 9
ED Encounters by Top-Volume Diagnostic Categories
January 1, 2009 to December 31, 2009

Health District of Hospital: Weber/Morgan
Inpatient Peer group: Acute, urban, lower medium CMI (n=7)

County: Weber
Ownership: Investor-owned

ED beds: 17
Affiliation: Mountainstar Healthcare

| | Number of Encounters | | | Charges(\$)* | | |
|--------------------|----------------------|---------|---------|---------------|---------------|-----------------|
| | Hospital | Peer | State | Hospital | Peer | State |
| | ----- | ----- | ----- | ----- | ----- | ----- |
| Total ER charges | 25,373 | 142,085 | 770,211 | \$125,077,651 | \$574,029,971 | \$2,993,970,489 |
| Average ER charges | . | . | . | \$4,267 | \$3,599 | \$3,445 |

| Principal Diagnosis Group and ICD-9 Codes** | Number of Encounters | | | Average Charges (\$)*** | | |
|---|----------------------|--------|---------|-------------------------|----------|----------|
| | Hospital | Peer | State | Hospital | Peer | State |
| | ----- | ----- | ----- | ----- | ----- | ----- |
| Diabetes 250.0-250.9 | 124 | 747 | 4,211 | \$6,853 | \$6,419 | \$5,862 |
| Otitis media and Eustachian tube disorders 381-382 | 331 | 1,859 | 10,928 | \$925 | \$670 | \$505 |
| Heart dis. excl. ischemic 391-392.0,393-398,402,404,415,416,420-429 | 396 | 1,994 | 11,154 | \$11,415 | \$12,391 | \$12,712 |
| Acute upper respiratory inf., excl. pharyngitis 460-461,463-466 | 1,005 | 5,066 | 30,262 | \$1,220 | \$1,122 | \$1,101 |
| Acute pharyngitis 462 | 223 | 1,507 | 6,888 | \$1,063 | \$841 | \$694 |
| Pneumonia 480-486 | 372 | 2,253 | 11,766 | \$9,589 | \$8,693 | \$6,940 |
| Chronic and unspedified bronchitis 490-491 | 262 | 1,243 | 7,244 | \$5,105 | \$3,767 | \$3,042 |
| Asthma 493 | 253 | 1,392 | 7,634 | \$2,494 | \$3,048 | \$2,485 |
| Noninfectious enteritis and colitis 555-558 | 234 | 1,212 | 7,786 | \$6,299 | \$4,622 | \$3,462 |
| Urinary tract infection, site not specified 599.0 | 320 | 1,945 | 10,736 | \$3,789 | \$3,107 | \$2,604 |
| Dorsopathies 720-724 | 397 | 2,657 | 16,124 | \$1,939 | \$1,620 | \$1,670 |
| Rheumatism, excluding back 725-729 | 290 | 1,809 | 10,923 | \$1,833 | \$1,591 | \$1,354 |
| Convulsions 780.3 | 174 | 750 | 3,608 | \$3,047 | \$3,122 | \$2,702 |
| Headache and migraine 784.0,346.90 | 560 | 3,456 | 19,376 | \$2,338 | \$1,888 | \$1,613 |
| Chest pain 786.5 | 1,017 | 5,215 | 26,863 | \$3,590 | \$3,542 | \$3,163 |
| Abdominal pain 789.0 | 1,403 | 9,060 | 42,937 | \$3,525 | \$3,226 | \$2,722 |
| Fractures, excluding lower limb 800-819 | 718 | 3,620 | 22,428 | \$5,989 | \$3,326 | \$5,858 |
| Fracture of lower limb 820-829 | 262 | 1,550 | 9,154 | \$12,799 | \$10,418 | \$10,632 |
| Sprains and strains, excluding ankle and back 840-844,845.1,848 | 619 | 3,033 | 13,251 | \$1,428 | \$1,180 | \$931 |
| Sprains and strains of ankle 845.0 | 229 | 1,412 | 6,569 | \$1,521 | \$1,203 | \$925 |
| Sprains and strains of back 846-847 | 816 | 4,310 | 17,773 | \$1,860 | \$1,548 | \$1,321 |
| Open wound of head 870-873 | 570 | 3,456 | 19,553 | \$1,216 | \$1,188 | \$1,072 |
| Open wound, excluding head 874-897 | 677 | 4,803 | 23,272 | \$1,722 | \$1,098 | \$1,071 |
| Superficial injury 910-919 | 238 | 1,191 | 5,890 | \$965 | \$887 | \$756 |
| Contusion with intact skin surface 920-924 | 793 | 4,663 | 23,793 | \$1,569 | \$1,305 | \$1,089 |
| All other | 13,090 | 71,882 | 400,088 | \$5,166 | \$4,370 | \$4,103 |

* Excludes professional fees.

** Based on Principal Diagnosis.

*** Outliers were excluded in the calculation of average charges.

Table 9
ED Encounters by Top-Volume Diagnostic Categories
January 1, 2009 to December 31, 2009

Health District of Hospital: Utah County
Inpatient Peer group: Acute, urban, low CMI (n=6)

County: Utah
Ownership: Not for profit

ED beds: 9
Affiliation: Intermountain Healthcare

| | Number of Encounters | | | Charges(\$)* | | |
|--------------------|----------------------|---------|---------|--------------|---------------|-----------------|
| | Hospital | Peer | State | Hospital | Peer | State |
| Total ER charges | 9,228 | 119,283 | 770,211 | \$8,650,687 | \$342,355,102 | \$2,993,970,489 |
| Average ER charges | . | . | . | \$933 | \$2,606 | \$3,445 |

| Principal Diagnosis Group and ICD-9 Codes** | Number of Encounters | | | Average Charges (\$)*** | | |
|---|----------------------|--------|---------|-------------------------|----------|----------|
| | Hospital | Peer | State | Hospital | Peer | State |
| Diabetes 250.0-250.9 | 26 | 526 | 4,211 | \$1,490 | \$5,754 | \$5,862 |
| Otitis media and Eustachian tube disorders 381-382 | 152 | 1,739 | 10,928 | \$379 | \$609 | \$505 |
| Heart dis. excl. ischemic 391-392.0,393-398,402,404,415,416,420-429 | 34 | 1,442 | 11,154 | \$2,005 | \$10,044 | \$12,712 |
| Acute upper respiratory inf., excl. pharyngitis 460-461,463-466 | 418 | 4,440 | 30,262 | \$581 | \$1,030 | \$1,101 |
| Acute pharyngitis 462 | 100 | 1,020 | 6,888 | \$557 | \$806 | \$694 |
| Pneumonia 480-486 | 75 | 1,960 | 11,766 | \$1,073 | \$5,253 | \$6,940 |
| Chronic and unspedified bronchitis 490-491 | 94 | 984 | 7,244 | \$693 | \$2,358 | \$3,042 |
| Asthma 493 | 51 | 877 | 7,634 | \$910 | \$2,378 | \$2,485 |
| Noninfectious enteritis and colitis 555-558 | 123 | 1,266 | 7,786 | \$928 | \$3,003 | \$3,462 |
| Urinary tract infection, site not specified 599.0 | 121 | 1,509 | 10,736 | \$1,054 | \$2,538 | \$2,604 |
| Dorsopathies 720-724 | 295 | 2,329 | 16,124 | \$636 | \$1,367 | \$1,670 |
| Rheumatism, excluding back 725-729 | 163 | 1,728 | 10,923 | \$672 | \$1,152 | \$1,354 |
| Convulsions 780.3 | 14 | 475 | 3,608 | \$1,369 | \$2,373 | \$2,702 |
| Headache and migraine 784.0,346.90 | 272 | 3,337 | 19,376 | \$998 | \$1,559 | \$1,613 |
| Chest pain 786.5 | 189 | 4,251 | 26,863 | \$1,575 | \$2,773 | \$3,163 |
| Abdominal pain 789.0 | 541 | 7,242 | 42,937 | \$1,865 | \$2,712 | \$2,722 |
| Fractures, excluding lower limb 800-819 | 259 | 3,538 | 22,428 | \$1,051 | \$2,031 | \$5,858 |
| Fracture of lower limb 820-829 | 82 | 1,397 | 9,154 | \$803 | \$7,322 | \$10,632 |
| Sprains and strains, excluding ankle and back 840-844,845.1,848 | 200 | 2,430 | 13,251 | \$599 | \$927 | \$931 |
| Sprains and strains of ankle 845.0 | 143 | 1,167 | 6,569 | \$697 | \$915 | \$925 |
| Sprains and strains of back 846-847 | 192 | 3,434 | 17,773 | \$767 | \$1,158 | \$1,321 |
| Open wound of head 870-873 | 302 | 3,652 | 19,553 | \$796 | \$1,006 | \$1,072 |
| Open wound, excluding head 874-897 | 385 | 3,988 | 23,272 | \$717 | \$952 | \$1,071 |
| Superficial injury 910-919 | 92 | 821 | 5,890 | \$568 | \$767 | \$756 |
| Contusion with intact skin surface 920-924 | 344 | 3,784 | 23,793 | \$736 | \$1,018 | \$1,089 |
| All other | 4,561 | 59,947 | 400,088 | \$940 | \$3,097 | \$4,103 |

* Excludes professional fees.

** Based on Principal Diagnosis.

*** Outliers were excluded in the calculation of average charges.

Table 9
ED Encounters by Top-Volume Diagnostic Categories
January 1, 2009 to December 31, 2009

Health District of Hospital: Summit County
Inpatient Peer group: Acute, rural, high CMI (n=7)

County: Summit
Ownership: Not for profit

ED beds: .
Affiliation: Intermountain Healthcare

| | Number of Encounters | | | Charges(\$)* | | |
|--------------------|----------------------|---------|---------|--------------|---------------|-----------------|
| | Hospital | Peer | State | Hospital | Peer | State |
| Total ER charges | 1,685 | 112,935 | 770,211 | \$4,794,268 | \$310,534,942 | \$2,993,970,489 |
| Average ER charges | . | . | . | \$2,593 | \$2,591 | \$3,445 |

Principal Diagnosis Group and ICD-9 Codes**

| | | Number of Encounters | | | Average Charges (\$)** | | |
|---|---|----------------------|--------|---------|------------------------|----------|----------|
| | | Hospital | Peer | State | Hospital | Peer | State |
| Diabetes | 250.0-250.9 | 7 | 585 | 4,211 | \$3,628 | \$4,869 | \$5,862 |
| Otitis media and Eustachian tube disorders | 381-382 | 15 | 1,788 | 10,928 | \$779 | \$380 | \$505 |
| Heart dis. excl. ischemic | 391-392.0,393-398,402,404,415,416,420-429 | 21 | 1,794 | 11,154 | \$5,922 | \$10,008 | \$12,712 |
| Acute upper respiratory inf., excl. pharyngitis | 460-461,463-466 | 56 | 4,174 | 30,262 | \$1,126 | \$714 | \$1,101 |
| Acute pharyngitis | 462 | 14 | 1,320 | 6,888 | \$907 | \$459 | \$694 |
| Pneumonia | 480-486 | 19 | 1,989 | 11,766 | \$4,289 | \$5,928 | \$6,940 |
| Chronic and unspedified bronchitis | 490-491 | 8 | 1,005 | 7,244 | \$1,201 | \$2,829 | \$3,042 |
| Asthma | 493 | 10 | 1,023 | 7,634 | \$2,015 | \$1,478 | \$2,485 |
| Noninfectious enteritis and colitis | 555-558 | 21 | 1,080 | 7,786 | \$2,688 | \$3,012 | \$3,462 |
| Urinary tract infection, site not specified | 599.0 | 19 | 2,092 | 10,736 | \$3,024 | \$1,910 | \$2,604 |
| Dorsopathies | 720-724 | 24 | 2,296 | 16,124 | \$1,644 | \$1,118 | \$1,670 |
| Rheumatism, excluding back | 725-729 | 37 | 1,541 | 10,923 | \$1,483 | \$1,076 | \$1,354 |
| Convulsions | 780.3 | 3 | 388 | 3,608 | \$5,313 | \$2,159 | \$2,702 |
| Headache and migraine | 784.0,346.90 | 34 | 2,955 | 19,376 | \$2,851 | \$1,180 | \$1,613 |
| Chest pain | 786.5 | 51 | 3,680 | 26,863 | \$3,546 | \$2,615 | \$3,163 |
| Abdominal pain | 789.0 | 65 | 5,538 | 42,937 | \$4,345 | \$2,104 | \$2,722 |
| Fractures, excluding lower limb | 800-819 | 57 | 3,467 | 22,428 | \$3,109 | \$2,531 | \$5,858 |
| Fracture of lower limb | 820-829 | 23 | 1,518 | 9,154 | \$8,415 | \$8,773 | \$10,632 |
| Sprains and strains, excluding ankle and back | 840-844,845.1,848 | 47 | 1,792 | 13,251 | \$1,462 | \$668 | \$931 |
| Sprains and strains of ankle | 845.0 | 19 | 982 | 6,569 | \$1,182 | \$695 | \$925 |
| Sprains and strains of back | 846-847 | 19 | 2,240 | 17,773 | \$2,865 | \$1,084 | \$1,321 |
| Open wound of head | 870-873 | 54 | 3,108 | 19,553 | \$1,467 | \$940 | \$1,072 |
| Open wound, excluding head | 874-897 | 79 | 3,700 | 23,272 | \$1,119 | \$757 | \$1,071 |
| Superficial injury | 910-919 | 12 | 821 | 5,890 | \$801 | \$557 | \$756 |
| Contusion with intact skin surface | 920-924 | 57 | 4,268 | 23,793 | \$1,555 | \$915 | \$1,089 |
| All other | | 914 | 57,791 | 400,088 | \$2,699 | \$3,084 | \$4,103 |

* Excludes professional fees.

** Based on Principal Diagnosis.

*** Outliers were excluded in the calculation of average charges.

Table 9
ED Encounters by Top-Volume Diagnostic Categories
January 1, 2009 to December 31, 2009

Health District of Hospital: Salt Lake County
Inpatient Peer group: Acute, urban, lower medium CMI (n=7)

County: Salt Lake
Ownership: Investor-owned

ED beds: 18
Affiliation: IASIS Health Care

| | Number of Encounters | | | Charges(\$)* | | |
|--------------------|----------------------|---------|---------|---------------|---------------|-----------------|
| | Hospital | Peer | State | Hospital | Peer | State |
| Total ER charges | 28,501 | 142,085 | 770,211 | \$113,567,466 | \$574,029,971 | \$2,993,970,489 |
| Average ER charges | . | . | . | \$3,535 | \$3,599 | \$3,445 |

Principal Diagnosis Group and ICD-9 Codes**

| | | Number of Encounters | | | Average Charges (\$)*** | | |
|---|---|----------------------|--------|---------|-------------------------|----------|----------|
| | | Hospital | Peer | State | Hospital | Peer | State |
| Diabetes | 250.0-250.9 | 148 | 747 | 4,211 | \$7,295 | \$6,419 | \$5,862 |
| Otitis media and Eustachian tube disorders | 381-382 | 718 | 1,859 | 10,928 | \$614 | \$670 | \$505 |
| Heart dis. excl. ischemic | 391-392.0,393-398,402,404,415,416,420-429 | 335 | 1,994 | 11,154 | \$13,400 | \$12,391 | \$12,712 |
| Acute upper respiratory inf., excl. pharyngitis | 460-461,463-466 | 1,496 | 5,066 | 30,262 | \$1,066 | \$1,122 | \$1,101 |
| Acute pharyngitis | 462 | 541 | 1,507 | 6,888 | \$762 | \$841 | \$694 |
| Pneumonia | 480-486 | 604 | 2,253 | 11,766 | \$5,883 | \$8,693 | \$6,940 |
| Chronic and unspedified bronchitis | 490-491 | 293 | 1,243 | 7,244 | \$3,093 | \$3,767 | \$3,042 |
| Asthma | 493 | 383 | 1,392 | 7,634 | \$4,512 | \$3,048 | \$2,485 |
| Noninfectious enteritis and colitis | 555-558 | 237 | 1,212 | 7,786 | \$5,401 | \$4,622 | \$3,462 |
| Urinary tract infection, site not specified | 599.0 | 718 | 1,945 | 10,736 | \$2,681 | \$3,107 | \$2,604 |
| Dorsopathies | 720-724 | 433 | 2,657 | 16,124 | \$1,587 | \$1,620 | \$1,670 |
| Rheumatism, excluding back | 725-729 | 231 | 1,809 | 10,923 | \$1,807 | \$1,591 | \$1,354 |
| Convulsions | 780.3 | 110 | 750 | 3,608 | \$3,837 | \$3,122 | \$2,702 |
| Headache and migraine | 784.0,346.90 | 566 | 3,456 | 19,376 | \$2,043 | \$1,888 | \$1,613 |
| Chest pain | 786.5 | 1,029 | 5,215 | 26,863 | \$4,329 | \$3,542 | \$3,163 |
| Abdominal pain | 789.0 | 1,805 | 9,060 | 42,937 | \$3,608 | \$3,226 | \$2,722 |
| Fractures, excluding lower limb | 800-819 | 597 | 3,620 | 22,428 | \$3,177 | \$3,326 | \$5,858 |
| Fracture of lower limb | 820-829 | 250 | 1,550 | 9,154 | \$9,037 | \$10,418 | \$10,632 |
| Sprains and strains, excluding ankle and back | 840-844,845.1,848 | 574 | 3,033 | 13,251 | \$1,110 | \$1,180 | \$931 |
| Sprains and strains of ankle | 845.0 | 280 | 1,412 | 6,569 | \$1,108 | \$1,203 | \$925 |
| Sprains and strains of back | 846-847 | 903 | 4,310 | 17,773 | \$1,691 | \$1,548 | \$1,321 |
| Open wound of head | 870-873 | 711 | 3,456 | 19,553 | \$1,270 | \$1,188 | \$1,072 |
| Open wound, excluding head | 874-897 | 1,013 | 4,803 | 23,272 | \$1,102 | \$1,098 | \$1,071 |
| Superficial injury | 910-919 | 201 | 1,191 | 5,890 | \$999 | \$887 | \$756 |
| Contusion with intact skin surface | 920-924 | 1,062 | 4,663 | 23,793 | \$1,225 | \$1,305 | \$1,089 |
| All other | | 13,263 | 71,882 | 400,088 | \$4,515 | \$4,370 | \$4,103 |

* Excludes professional fees.

** Based on Principal Diagnosis.

*** Outliers were excluded in the calculation of average charges.

Table 9
ED Encounters by Top-Volume Diagnostic Categories
January 1, 2009 to December 31, 2009

Health District of Hospital: Salt Lake County
Inpatient Peer group: None (n=4)

County: Salt Lake
Ownership: Not for profit

ED beds: 13
Affiliation: Intermountain Healthcare

| | Number of Encounters | | | Charges(\$)* | | |
|--------------------|----------------------|------|---------|---------------|------|-----------------|
| | Hospital | Peer | State | Hospital | Peer | State |
| Total ER charges | 42,234 | . | 770,211 | \$130,392,580 | . | \$2,993,970,489 |
| Average ER charges | . | . | . | \$2,414 | . | \$3,445 |

| Principal Diagnosis Group and ICD-9 Codes** | Number of Encounters | | | Average Charges (\$)*** | | |
|---|----------------------|------|---------|-------------------------|------|----------|
| | Hospital | Peer | State | Hospital | Peer | State |
| Diabetes 250.0-250.9 | 295 | . | 4,211 | \$5,612 | . | \$5,862 |
| Otitis media and Eustachian tube disorders 381-382 | 1,191 | . | 10,928 | \$387 | . | \$505 |
| Heart dis. excl. ischemic 391-392.0,393-398,402,404,415,416,420-429 | 86 | . | 11,154 | \$16,584 | . | \$12,712 |
| Acute upper respiratory inf., excl. pharyngitis 460-461,463-466 | 5,403 | . | 30,262 | \$1,811 | . | \$1,101 |
| Acute pharyngitis 462 | 321 | . | 6,888 | \$482 | . | \$694 |
| Pneumonia 480-486 | 738 | . | 11,766 | \$5,228 | . | \$6,940 |
| Chronic and unspedified bronchitis 490-491 | 2 | . | 7,244 | \$375 | . | \$3,042 |
| Asthma 493 | 1,370 | . | 7,634 | \$2,570 | . | \$2,485 |
| Noninfectious enteritis and colitis 555-558 | 557 | . | 7,786 | \$1,031 | . | \$3,462 |
| Urinary tract infection, site not specified 599.0 | 477 | . | 10,736 | \$1,575 | . | \$2,604 |
| Dorsopathies 720-724 | 175 | . | 16,124 | \$1,214 | . | \$1,670 |
| Rheumatism, excluding back 725-729 | 242 | . | 10,923 | \$1,177 | . | \$1,354 |
| Convulsions 780.3 | 504 | . | 3,608 | \$1,939 | . | \$2,702 |
| Headache and migraine 784.0,346.90 | 414 | . | 19,376 | \$1,224 | . | \$1,613 |
| Chest pain 786.5 | 179 | . | 26,863 | \$1,056 | . | \$3,163 |
| Abdominal pain 789.0 | 904 | . | 42,937 | \$1,196 | . | \$2,722 |
| Fractures, excluding lower limb 800-819 | 1,569 | . | 22,428 | \$4,277 | . | \$5,858 |
| Fracture of lower limb 820-829 | 371 | . | 9,154 | \$5,101 | . | \$10,632 |
| Sprains and strains, excluding ankle and back 840-844,845.1,848 | 172 | . | 13,251 | \$550 | . | \$931 |
| Sprains and strains of ankle 845.0 | 84 | . | 6,569 | \$539 | . | \$925 |
| Sprains and strains of back 846-847 | 111 | . | 17,773 | \$852 | . | \$1,321 |
| Open wound of head 870-873 | 1,636 | . | 19,553 | \$728 | . | \$1,072 |
| Open wound, excluding head 874-897 | 547 | . | 23,272 | \$1,674 | . | \$1,071 |
| Superficial injury 910-919 | 328 | . | 5,890 | \$443 | . | \$756 |
| Contusion with intact skin surface 920-924 | 586 | . | 23,793 | \$554 | . | \$1,089 |
| All other | 23,972 | . | 400,088 | \$2,728 | . | \$4,103 |

* Excludes professional fees.
** Based on Principal Diagnosis.
*** Outliers were excluded in the calculation of average charges.

Table 9
ED Encounters by Top-Volume Diagnostic Categories
January 1, 2009 to December 31, 2009

Health District of Hospital: Salt Lake County
Inpatient Peer group: Acute, urban, low CMI (n=6)

County: Salt Lake
Ownership: Not for profit

ED beds: .
Affiliation: Intermountain Healthcare

| | Number of Encounters | | | Charges(\$)* | | |
|--------------------|----------------------|---------|---------|--------------|---------------|-----------------|
| | Hospital | Peer | State | Hospital | Peer | State |
| Total ER charges | 2,408 | 119,283 | 770,211 | \$5,111,138 | \$342,355,102 | \$2,993,970,489 |
| Average ER charges | . | . | . | \$2,031 | \$2,606 | \$3,445 |

| Principal Diagnosis Group and ICD-9 Codes** | Number of Encounters | | | Average Charges (\$)*** | | |
|---|----------------------|--------|---------|-------------------------|----------|----------|
| | Hospital | Peer | State | Hospital | Peer | State |
| Diabetes 250.0-250.9 | 9 | 526 | 4,211 | \$2,187 | \$5,754 | \$5,862 |
| Otitis media and Eustachian tube disorders 381-382 | 25 | 1,739 | 10,928 | \$381 | \$609 | \$505 |
| Heart dis. excl. ischemic 391-392.0,393-398,402,404,415,416,420-429 | 22 | 1,442 | 11,154 | \$6,528 | \$10,044 | \$12,712 |
| Acute upper respiratory inf., excl. pharyngitis 460-461,463-466 | 141 | 4,440 | 30,262 | \$868 | \$1,030 | \$1,101 |
| Acute pharyngitis 462 | 13 | 1,020 | 6,888 | \$761 | \$806 | \$694 |
| Pneumonia 480-486 | 37 | 1,960 | 11,766 | \$2,547 | \$5,253 | \$6,940 |
| Chronic and unspedified bronchitis 490-491 | 21 | 984 | 7,244 | \$2,461 | \$2,358 | \$3,042 |
| Asthma 493 | 21 | 877 | 7,634 | \$1,795 | \$2,378 | \$2,485 |
| Noninfectious enteritis and colitis 555-558 | 7 | 1,266 | 7,786 | \$8,430 | \$3,003 | \$3,462 |
| Urinary tract infection, site not specified 599.0 | 24 | 1,509 | 10,736 | \$2,480 | \$2,538 | \$2,604 |
| Dorsopathies 720-724 | 45 | 2,329 | 16,124 | \$1,398 | \$1,367 | \$1,670 |
| Rheumatism, excluding back 725-729 | 36 | 1,728 | 10,923 | \$1,087 | \$1,152 | \$1,354 |
| Convulsions 780.3 | 9 | 475 | 3,608 | \$3,196 | \$2,373 | \$2,702 |
| Headache and migraine 784.0,346.90 | 71 | 3,337 | 19,376 | \$1,515 | \$1,559 | \$1,613 |
| Chest pain 786.5 | 108 | 4,251 | 26,863 | \$2,406 | \$2,773 | \$3,163 |
| Abdominal pain 789.0 | 199 | 7,242 | 42,937 | \$2,858 | \$2,712 | \$2,722 |
| Fractures, excluding lower limb 800-819 | 85 | 3,538 | 22,428 | \$1,982 | \$2,031 | \$5,858 |
| Fracture of lower limb 820-829 | 28 | 1,397 | 9,154 | \$5,925 | \$7,322 | \$10,632 |
| Sprains and strains, excluding ankle and back 840-844,845.1,848 | 31 | 2,430 | 13,251 | \$785 | \$927 | \$931 |
| Sprains and strains of ankle 845.0 | 13 | 1,167 | 6,569 | \$1,037 | \$915 | \$925 |
| Sprains and strains of back 846-847 | 59 | 3,434 | 17,773 | \$1,132 | \$1,158 | \$1,321 |
| Open wound of head 870-873 | 83 | 3,652 | 19,553 | \$1,092 | \$1,006 | \$1,072 |
| Open wound, excluding head 874-897 | 63 | 3,988 | 23,272 | \$909 | \$952 | \$1,071 |
| Superficial injury 910-919 | 10 | 821 | 5,890 | \$662 | \$767 | \$756 |
| Contusion with intact skin surface 920-924 | 58 | 3,784 | 23,793 | \$974 | \$1,018 | \$1,089 |
| All other | 1,190 | 59,947 | 400,088 | \$2,168 | \$3,097 | \$4,103 |

* Excludes professional fees.

** Based on Principal Diagnosis.

*** Outliers were excluded in the calculation of average charges.

Table 9
ED Encounters by Top-Volume Diagnostic Categories
January 1, 2009 to December 31, 2009

Health District of Hospital: Southeastern Utah
Inpatient Peer group: Acute, rural, low CMI (n=16)

County: San Juan
Ownership: Government

ED beds: 6
Affiliation: Management

| | Number of Encounters | | | Charges(\$)* | | |
|--------------------|----------------------|--------|---------|--------------|---------------|-----------------|
| | Hospital | Peer | State | Hospital | Peer | State |
| Total ER charges | 1,457 | 76,365 | 770,211 | \$2,773,127 | \$114,763,709 | \$2,993,970,489 |
| Average ER charges | . | . | . | \$1,866 | \$1,396 | \$3,445 |

Principal Diagnosis Group and ICD-9 Codes**

| | | Number of Encounters | | | Average Charges (\$)** | | |
|---|---|----------------------|--------|---------|------------------------|---------|----------|
| | | Hospital | Peer | State | Hospital | Peer | State |
| Diabetes | 250.0-250.9 | 8 | 397 | 4,211 | \$4,523 | \$3,373 | \$5,862 |
| Otitis media and Eustachian tube disorders | 381-382 | 28 | 1,879 | 10,928 | \$476 | \$306 | \$505 |
| Heart dis. excl. ischemic | 391-392.0,393-398,402,404,415,416,420-429 | 24 | 974 | 11,154 | \$2,686 | \$4,712 | \$12,712 |
| Acute upper respiratory inf., excl. pharyngitis | 460-461,463-466 | 45 | 3,433 | 30,262 | \$1,008 | \$518 | \$1,101 |
| Acute pharyngitis | 462 | 13 | 858 | 6,888 | \$380 | \$380 | \$694 |
| Pneumonia | 480-486 | 28 | 1,273 | 11,766 | \$5,181 | \$4,619 | \$6,940 |
| Chronic and unspedified bronchitis | 490-491 | 20 | 1,237 | 7,244 | \$1,879 | \$1,313 | \$3,042 |
| Asthma | 493 | 5 | 824 | 7,634 | \$3,623 | \$1,471 | \$2,485 |
| Noninfectious enteritis and colitis | 555-558 | 44 | 1,209 | 7,786 | \$1,983 | \$1,307 | \$3,462 |
| Urinary tract infection, site not specified | 599.0 | 13 | 1,214 | 10,736 | \$2,930 | \$1,410 | \$2,604 |
| Dorsopathies | 720-724 | 34 | 1,560 | 16,124 | \$818 | \$876 | \$1,670 |
| Rheumatism, excluding back | 725-729 | 8 | 1,057 | 10,923 | \$1,884 | \$756 | \$1,354 |
| Convulsions | 780.3 | 8 | 244 | 3,608 | \$2,206 | \$1,967 | \$2,702 |
| Headache and migraine | 784.0,346.90 | 18 | 2,078 | 19,376 | \$1,248 | \$774 | \$1,613 |
| Chest pain | 786.5 | 62 | 1,885 | 26,863 | \$2,663 | \$2,208 | \$3,163 |
| Abdominal pain | 789.0 | 53 | 2,744 | 42,937 | \$3,149 | \$1,882 | \$2,722 |
| Fractures, excluding lower limb | 800-819 | 69 | 2,595 | 22,428 | \$2,090 | \$1,636 | \$5,858 |
| Fracture of lower limb | 820-829 | 25 | 1,003 | 9,154 | \$2,014 | \$2,887 | \$10,632 |
| Sprains and strains, excluding ankle and back | 840-844,845.1,848 | 23 | 1,738 | 13,251 | \$803 | \$575 | \$931 |
| Sprains and strains of ankle | 845.0 | 25 | 873 | 6,569 | \$629 | \$583 | \$925 |
| Sprains and strains of back | 846-847 | 27 | 1,516 | 17,773 | \$1,137 | \$983 | \$1,321 |
| Open wound of head | 870-873 | 42 | 2,418 | 19,553 | \$918 | \$734 | \$1,072 |
| Open wound, excluding head | 874-897 | 72 | 3,433 | 23,272 | \$574 | \$637 | \$1,071 |
| Superficial injury | 910-919 | 9 | 888 | 5,890 | \$582 | \$533 | \$756 |
| Contusion with intact skin surface | 920-924 | 46 | 2,943 | 23,793 | \$1,061 | \$760 | \$1,089 |
| All other | | 708 | 36,092 | 400,088 | \$2,005 | \$1,544 | \$4,103 |

* Excludes professional fees.

** Based on Principal Diagnosis.

*** Outliers were excluded in the calculation of average charges.

Table 9
ED Encounters by Top-Volume Diagnostic Categories
January 1, 2009 to December 31, 2009

Health District of Hospital: Central Utah
Inpatient Peer group: Acute, rural, low CMI (n=16)

County: Sanpete
Ownership: Not for profit

ED beds: 3
Affiliation: Intermountain Healthcare

| | Number of Encounters | | | Charges(\$)* | | |
|--------------------|----------------------|--------|---------|--------------|---------------|-----------------|
| | Hospital | Peer | State | Hospital | Peer | State |
| Total ER charges | 4,451 | 76,365 | 770,211 | \$5,424,932 | \$114,763,709 | \$2,993,970,489 |
| Average ER charges | . | . | . | \$1,175 | \$1,396 | \$3,445 |

Principal Diagnosis Group and ICD-9 Codes**

| | | Number of Encounters | | | Average Charges (\$)*** | | |
|---|---|----------------------|--------|---------|-------------------------|---------|----------|
| | | Hospital | Peer | State | Hospital | Peer | State |
| Diabetes | 250.0-250.9 | 23 | 397 | 4,211 | \$1,655 | \$3,373 | \$5,862 |
| Otitis media and Eustachian tube disorders | 381-382 | 161 | 1,879 | 10,928 | \$361 | \$306 | \$505 |
| Heart dis. excl. ischemic | 391-392.0,393-398,402,404,415,416,420-429 | 41 | 974 | 11,154 | \$4,207 | \$4,712 | \$12,712 |
| Acute upper respiratory inf., excl. pharyngitis | 460-461,463-466 | 192 | 3,433 | 30,262 | \$652 | \$518 | \$1,101 |
| Acute pharyngitis | 462 | 42 | 858 | 6,888 | \$408 | \$380 | \$694 |
| Pneumonia | 480-486 | 60 | 1,273 | 11,766 | \$3,983 | \$4,619 | \$6,940 |
| Chronic and unspedified bronchitis | 490-491 | 87 | 1,237 | 7,244 | \$1,536 | \$1,313 | \$3,042 |
| Asthma | 493 | 38 | 824 | 7,634 | \$1,297 | \$1,471 | \$2,485 |
| Noninfectious enteritis and colitis | 555-558 | 80 | 1,209 | 7,786 | \$982 | \$1,307 | \$3,462 |
| Urinary tract infection, site not specified | 599.0 | 104 | 1,214 | 10,736 | \$1,159 | \$1,410 | \$2,604 |
| Dorsopathies | 720-724 | 75 | 1,560 | 16,124 | \$681 | \$876 | \$1,670 |
| Rheumatism, excluding back | 725-729 | 42 | 1,057 | 10,923 | \$978 | \$756 | \$1,354 |
| Convulsions | 780.3 | 16 | 244 | 3,608 | \$2,461 | \$1,967 | \$2,702 |
| Headache and migraine | 784.0,346.90 | 85 | 2,078 | 19,376 | \$826 | \$774 | \$1,613 |
| Chest pain | 786.5 | 101 | 1,885 | 26,863 | \$2,292 | \$2,208 | \$3,163 |
| Abdominal pain | 789.0 | 154 | 2,744 | 42,937 | \$1,505 | \$1,882 | \$2,722 |
| Fractures, excluding lower limb | 800-819 | 143 | 2,595 | 22,428 | \$1,496 | \$1,636 | \$5,858 |
| Fracture of lower limb | 820-829 | 55 | 1,003 | 9,154 | \$1,311 | \$2,887 | \$10,632 |
| Sprains and strains, excluding ankle and back | 840-844,845.1,848 | 120 | 1,738 | 13,251 | \$567 | \$575 | \$931 |
| Sprains and strains of ankle | 845.0 | 62 | 873 | 6,569 | \$652 | \$583 | \$925 |
| Sprains and strains of back | 846-847 | 61 | 1,516 | 17,773 | \$855 | \$983 | \$1,321 |
| Open wound of head | 870-873 | 179 | 2,418 | 19,553 | \$766 | \$734 | \$1,072 |
| Open wound, excluding head | 874-897 | 242 | 3,433 | 23,272 | \$748 | \$637 | \$1,071 |
| Superficial injury | 910-919 | 61 | 888 | 5,890 | \$540 | \$533 | \$756 |
| Contusion with intact skin surface | 920-924 | 209 | 2,943 | 23,793 | \$686 | \$760 | \$1,089 |
| All other | | 2,018 | 36,092 | 400,088 | \$1,287 | \$1,544 | \$4,103 |

* Excludes professional fees.

** Based on Principal Diagnosis.

*** Outliers were excluded in the calculation of average charges.

Table 9
ED Encounters by Top-Volume Diagnostic Categories
January 1, 2009 to December 31, 2009

Health District of Hospital: Central Utah
Inpatient Peer group: Acute, rural, low CMI (n=16)

County: Sevier
Ownership: Not for profit

ED beds: 3
Affiliation: Intermountain Healthcare

| | Number of Encounters | | | Charges(\$)* | | |
|--------------------|----------------------|--------|---------|--------------|---------------|-----------------|
| | Hospital | Peer | State | Hospital | Peer | State |
| Total ER charges | 7,357 | 76,365 | 770,211 | \$9,317,121 | \$114,763,709 | \$2,993,970,489 |
| Average ER charges | . | . | . | \$1,226 | \$1,396 | \$3,445 |

Principal Diagnosis Group and ICD-9 Codes**

| | | Number of Encounters | | | Average Charges (\$)** | | |
|---|---|----------------------|--------|---------|------------------------|---------|----------|
| | | Hospital | Peer | State | Hospital | Peer | State |
| Diabetes | 250.0-250.9 | 50 | 397 | 4,211 | \$2,626 | \$3,373 | \$5,862 |
| Otitis media and Eustachian tube disorders | 381-382 | 185 | 1,879 | 10,928 | \$350 | \$306 | \$505 |
| Heart dis. excl. ischemic | 391-392.0,393-398,402,404,415,416,420-429 | 129 | 974 | 11,154 | \$3,802 | \$4,712 | \$12,712 |
| Acute upper respiratory inf., excl. pharyngitis | 460-461,463-466 | 326 | 3,433 | 30,262 | \$465 | \$518 | \$1,101 |
| Acute pharyngitis | 462 | 56 | 858 | 6,888 | \$371 | \$380 | \$694 |
| Pneumonia | 480-486 | 103 | 1,273 | 11,766 | \$5,038 | \$4,619 | \$6,940 |
| Chronic and unspedified bronchitis | 490-491 | 133 | 1,237 | 7,244 | \$1,113 | \$1,313 | \$3,042 |
| Asthma | 493 | 107 | 824 | 7,634 | \$1,401 | \$1,471 | \$2,485 |
| Noninfectious enteritis and colitis | 555-558 | 130 | 1,209 | 7,786 | \$1,180 | \$1,307 | \$3,462 |
| Urinary tract infection, site not specified | 599.0 | 136 | 1,214 | 10,736 | \$1,017 | \$1,410 | \$2,604 |
| Dorsopathies | 720-724 | 199 | 1,560 | 16,124 | \$735 | \$876 | \$1,670 |
| Rheumatism, excluding back | 725-729 | 92 | 1,057 | 10,923 | \$615 | \$756 | \$1,354 |
| Convulsions | 780.3 | 17 | 244 | 3,608 | \$1,347 | \$1,967 | \$2,702 |
| Headache and migraine | 784.0,346.90 | 220 | 2,078 | 19,376 | \$661 | \$774 | \$1,613 |
| Chest pain | 786.5 | 176 | 1,885 | 26,863 | \$1,377 | \$2,208 | \$3,163 |
| Abdominal pain | 789.0 | 197 | 2,744 | 42,937 | \$1,379 | \$1,882 | \$2,722 |
| Fractures, excluding lower limb | 800-819 | 262 | 2,595 | 22,428 | \$1,669 | \$1,636 | \$5,858 |
| Fracture of lower limb | 820-829 | 98 | 1,003 | 9,154 | \$1,477 | \$2,887 | \$10,632 |
| Sprains and strains, excluding ankle and back | 840-844,845.1,848 | 144 | 1,738 | 13,251 | \$561 | \$575 | \$931 |
| Sprains and strains of ankle | 845.0 | 80 | 873 | 6,569 | \$565 | \$583 | \$925 |
| Sprains and strains of back | 846-847 | 92 | 1,516 | 17,773 | \$634 | \$983 | \$1,321 |
| Open wound of head | 870-873 | 241 | 2,418 | 19,553 | \$900 | \$734 | \$1,072 |
| Open wound, excluding head | 874-897 | 296 | 3,433 | 23,272 | \$671 | \$637 | \$1,071 |
| Superficial injury | 910-919 | 87 | 888 | 5,890 | \$559 | \$533 | \$756 |
| Contusion with intact skin surface | 920-924 | 305 | 2,943 | 23,793 | \$753 | \$760 | \$1,089 |
| All other | | 3,496 | 36,092 | 400,088 | \$1,348 | \$1,544 | \$4,103 |

* Excludes professional fees.

** Based on Principal Diagnosis.

*** Outliers were excluded in the calculation of average charges.

Health District of Hospital: Salt Lake County
Inpatient Peer group: Acute, urban, upper medium CMI (n=4)

County: Salt Lake
Ownership: Investor-owned

ED beds: 15
Affiliation: IASIS Health Care

| | Number of Encounters | | | Charges(\$)* | | |
|--------------------|----------------------|---------|---------|--------------|---------------|-----------------|
| | Hospital | Peer | State | Hospital | Peer | State |
| | ----- | ----- | ----- | ----- | ----- | ----- |
| Total ER charges | 9,910 | 155,355 | 770,211 | \$55,494,710 | \$766,166,286 | \$2,993,970,489 |
| Average ER charges | . | . | . | \$4,978 | \$4,392 | \$3,445 |

Principal Diagnosis Group and ICD-9 Codes**

| | | Number of Encounters | | | Average Charges (\$)*** | | |
|---|---|----------------------|--------|---------|-------------------------|----------|----------|
| | | Hospital | Peer | State | Hospital | Peer | State |
| | | ----- | ----- | ----- | ----- | ----- | ----- |
| Diabetes | 250.0-250.9 | 60 | 933 | 4,211 | \$8,686 | \$6,679 | \$5,862 |
| Otitis media and Eustachian tube disorders | 381-382 | 79 | 1,804 | 10,928 | \$563 | \$628 | \$505 |
| Heart dis. excl. ischemic | 391-392.0,393-398,402,404,415,416,420-429 | 183 | 2,789 | 11,154 | \$20,432 | \$15,207 | \$12,712 |
| Acute upper respiratory inf., excl. pharyngitis | 460-461,463-466 | 220 | 5,012 | 30,262 | \$1,406 | \$1,182 | \$1,101 |
| Acute pharyngitis | 462 | 85 | 1,097 | 6,888 | \$1,041 | \$880 | \$694 |
| Pneumonia | 480-486 | 121 | 2,023 | 11,766 | \$13,501 | \$9,789 | \$6,940 |
| Chronic and unspedified bronchitis | 490-491 | 124 | 1,732 | 7,244 | \$5,184 | \$3,968 | \$3,042 |
| Asthma | 493 | 125 | 1,230 | 7,634 | \$3,778 | \$2,953 | \$2,485 |
| Noninfectious enteritis and colitis | 555-558 | 80 | 1,661 | 7,786 | \$4,865 | \$4,709 | \$3,462 |
| Urinary tract infection, site not specified | 599.0 | 185 | 1,978 | 10,736 | \$4,121 | \$3,461 | \$2,604 |
| Dorsopathies | 720-724 | 246 | 3,724 | 16,124 | \$1,683 | \$2,148 | \$1,670 |
| Rheumatism, excluding back | 725-729 | 144 | 2,214 | 10,923 | \$1,842 | \$1,628 | \$1,354 |
| Convulsions | 780.3 | 18 | 728 | 3,608 | \$3,631 | \$3,050 | \$2,702 |
| Headache and migraine | 784.0,346.90 | 272 | 3,710 | 19,376 | \$1,831 | \$2,023 | \$1,613 |
| Chest pain | 786.5 | 334 | 6,220 | 26,863 | \$5,004 | \$3,713 | \$3,163 |
| Abdominal pain | 789.0 | 557 | 8,944 | 42,937 | \$3,992 | \$3,077 | \$2,722 |
| Fractures, excluding lower limb | 800-819 | 234 | 4,238 | 22,428 | \$3,275 | \$7,100 | \$5,858 |
| Fracture of lower limb | 820-829 | 126 | 1,868 | 9,154 | \$10,340 | \$13,775 | \$10,632 |
| Sprains and strains, excluding ankle and back | 840-844,845.1,848 | 279 | 2,649 | 13,251 | \$1,159 | \$1,084 | \$931 |
| Sprains and strains of ankle | 845.0 | 97 | 1,259 | 6,569 | \$1,152 | \$1,030 | \$925 |
| Sprains and strains of back | 846-847 | 351 | 3,704 | 17,773 | \$1,567 | \$1,543 | \$1,321 |
| Open wound of head | 870-873 | 201 | 3,349 | 19,553 | \$1,756 | \$1,364 | \$1,072 |
| Open wound, excluding head | 874-897 | 316 | 4,181 | 23,272 | \$971 | \$1,187 | \$1,071 |
| Superficial injury | 910-919 | 80 | 1,108 | 5,890 | \$1,240 | \$929 | \$756 |
| Contusion with intact skin surface | 920-924 | 344 | 4,296 | 23,793 | \$1,549 | \$1,308 | \$1,089 |
| All other | | 5,049 | 82,904 | 400,088 | \$6,232 | \$5,171 | \$4,103 |

* Excludes professional fees.

** Based on Principal Diagnosis.

*** Outliers were excluded in the calculation of average charges.

Table 9
ED Encounters by Top-Volume Diagnostic Categories
January 1, 2009 to December 31, 2009

Health District of Hospital: Salt Lake County
Inpatient Peer group: Acute, urban, upper medium CMI (n=4)

County: Salt Lake
Ownership: Investor-owned

ED beds: 21
Affiliation: Mountainstar Healthcare

| | Number of Encounters | | | Charges(\$)* | | |
|--------------------|----------------------|---------|---------|---------------|---------------|-----------------|
| | Hospital | Peer | State | Hospital | Peer | State |
| Total ER charges | 42,580 | 155,355 | 770,211 | \$234,856,744 | \$766,166,286 | \$2,993,970,489 |
| Average ER charges | . | . | . | \$4,940 | \$4,392 | \$3,445 |

Principal Diagnosis Group and ICD-9 Codes**

| | | Number of Encounters | | | Average Charges (\$)*** | | |
|---|---|----------------------|--------|---------|-------------------------|----------|----------|
| | | Hospital | Peer | State | Hospital | Peer | State |
| Diabetes | 250.0-250.9 | 246 | 933 | 4,211 | \$8,459 | \$6,679 | \$5,862 |
| Otitis media and Eustachian tube disorders | 381-382 | 409 | 1,804 | 10,928 | \$767 | \$628 | \$505 |
| Heart dis. excl. ischemic | 391-392.0,393-398,402,404,415,416,420-429 | 843 | 2,789 | 11,154 | \$17,175 | \$15,207 | \$12,712 |
| Acute upper respiratory inf., excl. pharyngitis | 460-461,463-466 | 1,319 | 5,012 | 30,262 | \$1,405 | \$1,182 | \$1,101 |
| Acute pharyngitis | 462 | 325 | 1,097 | 6,888 | \$1,015 | \$880 | \$694 |
| Pneumonia | 480-486 | 648 | 2,023 | 11,766 | \$11,723 | \$9,789 | \$6,940 |
| Chronic and unspedified bronchitis | 490-491 | 426 | 1,732 | 7,244 | \$5,640 | \$3,968 | \$3,042 |
| Asthma | 493 | 402 | 1,230 | 7,634 | \$3,013 | \$2,953 | \$2,485 |
| Noninfectious enteritis and colitis | 555-558 | 361 | 1,661 | 7,786 | \$8,096 | \$4,709 | \$3,462 |
| Urinary tract infection, site not specified | 599.0 | 495 | 1,978 | 10,736 | \$5,864 | \$3,461 | \$2,604 |
| Dorsopathies | 720-724 | 1,207 | 3,724 | 16,124 | \$2,348 | \$2,148 | \$1,670 |
| Rheumatism, excluding back | 725-729 | 615 | 2,214 | 10,923 | \$1,918 | \$1,628 | \$1,354 |
| Convulsions | 780.3 | 183 | 728 | 3,608 | \$3,964 | \$3,050 | \$2,702 |
| Headache and migraine | 784.0,346.90 | 1,095 | 3,710 | 19,376 | \$2,801 | \$2,023 | \$1,613 |
| Chest pain | 786.5 | 1,977 | 6,220 | 26,863 | \$3,997 | \$3,713 | \$3,163 |
| Abdominal pain | 789.0 | 2,761 | 8,944 | 42,937 | \$4,344 | \$3,077 | \$2,722 |
| Fractures, excluding lower limb | 800-819 | 1,052 | 4,238 | 22,428 | \$4,266 | \$7,100 | \$5,858 |
| Fracture of lower limb | 820-829 | 488 | 1,868 | 9,154 | \$13,965 | \$13,775 | \$10,632 |
| Sprains and strains, excluding ankle and back | 840-844,845.1,848 | 834 | 2,649 | 13,251 | \$1,196 | \$1,084 | \$931 |
| Sprains and strains of ankle | 845.0 | 393 | 1,259 | 6,569 | \$1,185 | \$1,030 | \$925 |
| Sprains and strains of back | 846-847 | 1,439 | 3,704 | 17,773 | \$1,668 | \$1,543 | \$1,321 |
| Open wound of head | 870-873 | 759 | 3,349 | 19,553 | \$1,578 | \$1,364 | \$1,072 |
| Open wound, excluding head | 874-897 | 1,161 | 4,181 | 23,272 | \$1,322 | \$1,187 | \$1,071 |
| Superficial injury | 910-919 | 255 | 1,108 | 5,890 | \$1,093 | \$929 | \$756 |
| Contusion with intact skin surface | 920-924 | 1,125 | 4,296 | 23,793 | \$1,466 | \$1,308 | \$1,089 |
| All other | | 21,762 | 82,904 | 400,088 | \$5,852 | \$5,171 | \$4,103 |

* Excludes professional fees.

** Based on Principal Diagnosis.

*** Outliers were excluded in the calculation of average charges.

Health District of Hospital: Utah County
Inpatient Peer group: Acute, urban, low CMI (n=6)

County: Utah
Ownership: Investor-owned

ED beds: 6
Affiliation: Mountainstar Healthcare

| | Number of Encounters | | | Charges(\$)* | | |
|--------------------|----------------------|---------|---------|--------------|---------------|-----------------|
| | Hospital | Peer | State | Hospital | Peer | State |
| Total ER charges | 17,394 | 119,283 | 770,211 | \$60,360,931 | \$342,355,102 | \$2,993,970,489 |
| Average ER charges | . | . | . | \$2,917 | \$2,606 | \$3,445 |

Principal Diagnosis Group and ICD-9 Codes**

| | | Number of Encounters | | | Average Charges (\$)*** | | |
|---|---|----------------------|--------|---------|-------------------------|----------|----------|
| | | Hospital | Peer | State | Hospital | Peer | State |
| Diabetes | 250.0-250.9 | 72 | 526 | 4,211 | \$6,135 | \$5,754 | \$5,862 |
| Otitis media and Eustachian tube disorders | 381-382 | 319 | 1,739 | 10,928 | \$615 | \$609 | \$505 |
| Heart dis. excl. ischemic | 391-392.0,393-398,402,404,415,416,420-429 | 225 | 1,442 | 11,154 | \$15,013 | \$10,044 | \$12,712 |
| Acute upper respiratory inf., excl. pharyngitis | 460-461,463-466 | 519 | 4,440 | 30,262 | \$944 | \$1,030 | \$1,101 |
| Acute pharyngitis | 462 | 142 | 1,020 | 6,888 | \$760 | \$806 | \$694 |
| Pneumonia | 480-486 | 258 | 1,960 | 11,766 | \$7,975 | \$5,253 | \$6,940 |
| Chronic and unspedified bronchitis | 490-491 | 204 | 984 | 7,244 | \$1,891 | \$2,358 | \$3,042 |
| Asthma | 493 | 114 | 877 | 7,634 | \$2,349 | \$2,378 | \$2,485 |
| Noninfectious enteritis and colitis | 555-558 | 279 | 1,266 | 7,786 | \$3,450 | \$3,003 | \$3,462 |
| Urinary tract infection, site not specified | 599.0 | 281 | 1,509 | 10,736 | \$2,425 | \$2,538 | \$2,604 |
| Dorsopathies | 720-724 | 400 | 2,329 | 16,124 | \$1,399 | \$1,367 | \$1,670 |
| Rheumatism, excluding back | 725-729 | 284 | 1,728 | 10,923 | \$1,223 | \$1,152 | \$1,354 |
| Convulsions | 780.3 | 67 | 475 | 3,608 | \$2,109 | \$2,373 | \$2,702 |
| Headache and migraine | 784.0,346.90 | 471 | 3,337 | 19,376 | \$1,607 | \$1,559 | \$1,613 |
| Chest pain | 786.5 | 619 | 4,251 | 26,863 | \$2,703 | \$2,773 | \$3,163 |
| Abdominal pain | 789.0 | 968 | 7,242 | 42,937 | \$2,828 | \$2,712 | \$2,722 |
| Fractures, excluding lower limb | 800-819 | 522 | 3,538 | 22,428 | \$1,854 | \$2,031 | \$5,858 |
| Fracture of lower limb | 820-829 | 252 | 1,397 | 9,154 | \$7,985 | \$7,322 | \$10,632 |
| Sprains and strains, excluding ankle and back | 840-844,845.1,848 | 453 | 2,430 | 13,251 | \$888 | \$927 | \$931 |
| Sprains and strains of ankle | 845.0 | 183 | 1,167 | 6,569 | \$910 | \$915 | \$925 |
| Sprains and strains of back | 846-847 | 800 | 3,434 | 17,773 | \$1,125 | \$1,158 | \$1,321 |
| Open wound of head | 870-873 | 469 | 3,652 | 19,553 | \$915 | \$1,006 | \$1,072 |
| Open wound, excluding head | 874-897 | 520 | 3,988 | 23,272 | \$856 | \$952 | \$1,071 |
| Superficial injury | 910-919 | 96 | 821 | 5,890 | \$636 | \$767 | \$756 |
| Contusion with intact skin surface | 920-924 | 511 | 3,784 | 23,793 | \$1,019 | \$1,018 | \$1,089 |
| All other | | 8,366 | 59,947 | 400,088 | \$3,582 | \$3,097 | \$4,103 |

* Excludes professional fees.

** Based on Principal Diagnosis.

*** Outliers were excluded in the calculation of average charges.

Table 9
ED Encounters by Top-Volume Diagnostic Categories
January 1, 2009 to December 31, 2009

Health District of Hospital: TriCounty
Inpatient Peer group: Acute, rural, low CMI (n=16)

County: Duchesne
Ownership: Government

ED beds: 7
Affiliation: Freestanding

| | Number of Encounters | | | Charges(\$)* | | |
|--------------------|----------------------|--------|---------|--------------|---------------|-----------------|
| | Hospital | Peer | State | Hospital | Peer | State |
| Total ER charges | 13,485 | 76,365 | 770,211 | \$12,747,778 | \$114,763,709 | \$2,993,970,489 |
| Average ER charges | . | . | . | \$924 | \$1,396 | \$3,445 |

Principal Diagnosis Group and ICD-9 Codes**

| | | Number of Encounters | | | Average Charges (\$)*** | | |
|---|---|----------------------|--------|---------|-------------------------|---------|----------|
| | | Hospital | Peer | State | Hospital | Peer | State |
| Diabetes | 250.0-250.9 | 75 | 397 | 4,211 | \$2,277 | \$3,373 | \$5,862 |
| Otitis media and Eustachian tube disorders | 381-382 | 461 | 1,879 | 10,928 | \$192 | \$306 | \$505 |
| Heart dis. excl. ischemic | 391-392.0,393-398,402,404,415,416,420-429 | 182 | 974 | 11,154 | \$2,701 | \$4,712 | \$12,712 |
| Acute upper respiratory inf., excl. pharyngitis | 460-461,463-466 | 701 | 3,433 | 30,262 | \$355 | \$518 | \$1,101 |
| Acute pharyngitis | 462 | 231 | 858 | 6,888 | \$261 | \$380 | \$694 |
| Pneumonia | 480-486 | 153 | 1,273 | 11,766 | \$3,580 | \$4,619 | \$6,940 |
| Chronic and unspedified bronchitis | 490-491 | 419 | 1,237 | 7,244 | \$730 | \$1,313 | \$3,042 |
| Asthma | 493 | 150 | 824 | 7,634 | \$1,107 | \$1,471 | \$2,485 |
| Noninfectious enteritis and colitis | 555-558 | 244 | 1,209 | 7,786 | \$1,034 | \$1,307 | \$3,462 |
| Urinary tract infection, site not specified | 599.0 | 181 | 1,214 | 10,736 | \$877 | \$1,410 | \$2,604 |
| Dorsopathies | 720-724 | 330 | 1,560 | 16,124 | \$1,049 | \$876 | \$1,670 |
| Rheumatism, excluding back | 725-729 | 264 | 1,057 | 10,923 | \$431 | \$756 | \$1,354 |
| Convulsions | 780.3 | 16 | 244 | 3,608 | \$1,035 | \$1,967 | \$2,702 |
| Headache and migraine | 784.0,346.90 | 361 | 2,078 | 19,376 | \$538 | \$774 | \$1,613 |
| Chest pain | 786.5 | 224 | 1,885 | 26,863 | \$1,087 | \$2,208 | \$3,163 |
| Abdominal pain | 789.0 | 369 | 2,744 | 42,937 | \$1,339 | \$1,882 | \$2,722 |
| Fractures, excluding lower limb | 800-819 | 291 | 2,595 | 22,428 | \$1,144 | \$1,636 | \$5,858 |
| Fracture of lower limb | 820-829 | 112 | 1,003 | 9,154 | \$3,864 | \$2,887 | \$10,632 |
| Sprains and strains, excluding ankle and back | 840-844,845.1,848 | 416 | 1,738 | 13,251 | \$465 | \$575 | \$931 |
| Sprains and strains of ankle | 845.0 | 148 | 873 | 6,569 | \$405 | \$583 | \$925 |
| Sprains and strains of back | 846-847 | 352 | 1,516 | 17,773 | \$908 | \$983 | \$1,321 |
| Open wound of head | 870-873 | 300 | 2,418 | 19,553 | \$566 | \$734 | \$1,072 |
| Open wound, excluding head | 874-897 | 551 | 3,433 | 23,272 | \$451 | \$637 | \$1,071 |
| Superficial injury | 910-919 | 219 | 888 | 5,890 | \$495 | \$533 | \$756 |
| Contusion with intact skin surface | 920-924 | 371 | 2,943 | 23,793 | \$598 | \$760 | \$1,089 |
| All other | | 6,364 | 36,092 | 400,088 | \$1,017 | \$1,544 | \$4,103 |

* Excludes professional fees.

** Based on Principal Diagnosis.

*** Outliers were excluded in the calculation of average charges.

Table 9
ED Encounters by Top-Volume Diagnostic Categories
January 1, 2009 to December 31, 2009

Health District of Hospital: Salt Lake County
Inpatient Peer group: Acute, urban, high CMI (n=2)

County: Salt Lake
Ownership: Government

ED beds: 28
Affiliation: University Healthcare

| | Number of Encounters | | | Charges(\$)* | | |
|--------------------|----------------------|---------|---------|---------------|---------------|-----------------|
| | Hospital | Peer | State | Hospital | Peer | State |
| Total ER charges | 38,406 | 120,556 | 770,211 | \$290,073,930 | \$743,978,406 | \$2,993,970,489 |
| Average ER charges | . | . | . | \$6,296 | \$5,355 | \$3,445 |

Principal Diagnosis Group and ICD-9 Codes**

| | | Number of Encounters | | | Average Charges (\$)*** | | |
|---|---|----------------------|--------|---------|-------------------------|----------|----------|
| | | Hospital | Peer | State | Hospital | Peer | State |
| Diabetes | 250.0-250.9 | 194 | 724 | 4,211 | \$7,017 | \$6,660 | \$5,862 |
| Otitis media and Eustachian tube disorders | 381-382 | 95 | 657 | 10,928 | \$370 | \$549 | \$505 |
| Heart dis. excl. ischemic | 391-392.0,393-398,402,404,415,416,420-429 | 533 | 2,053 | 11,154 | \$18,572 | \$17,825 | \$12,712 |
| Acute upper respiratory inf., excl. pharyngitis | 460-461,463-466 | 705 | 2,709 | 30,262 | \$724 | \$1,000 | \$1,101 |
| Acute pharyngitis | 462 | 198 | 759 | 6,888 | \$622 | \$842 | \$694 |
| Pneumonia | 480-486 | 352 | 1,507 | 11,766 | \$10,095 | \$6,865 | \$6,940 |
| Chronic and unspedified bronchitis | 490-491 | 246 | 1,031 | 7,244 | \$4,663 | \$3,604 | \$3,042 |
| Asthma | 493 | 240 | 912 | 7,634 | \$2,997 | \$3,080 | \$2,485 |
| Noninfectious enteritis and colitis | 555-558 | 244 | 781 | 7,786 | \$6,058 | \$5,653 | \$3,462 |
| Urinary tract infection, site not specified | 599.0 | 462 | 1,506 | 10,736 | \$2,754 | \$3,106 | \$2,604 |
| Dorsopathies | 720-724 | 1,056 | 3,369 | 16,124 | \$1,841 | \$2,169 | \$1,670 |
| Rheumatism, excluding back | 725-729 | 755 | 2,312 | 10,923 | \$1,541 | \$1,538 | \$1,354 |
| Convulsions | 780.3 | 210 | 516 | 3,608 | \$3,249 | \$3,423 | \$2,702 |
| Headache and migraine | 784.0,346.90 | 1,154 | 3,373 | 19,376 | \$1,734 | \$1,916 | \$1,613 |
| Chest pain | 786.5 | 1,595 | 5,373 | 26,863 | \$2,881 | \$3,281 | \$3,163 |
| Abdominal pain | 789.0 | 2,615 | 8,422 | 42,937 | \$2,052 | \$2,681 | \$2,722 |
| Fractures, excluding lower limb | 800-819 | 1,261 | 3,363 | 22,428 | \$27,132 | \$20,135 | \$5,858 |
| Fracture of lower limb | 820-829 | 526 | 1,440 | 9,154 | \$19,987 | \$19,168 | \$10,632 |
| Sprains and strains, excluding ankle and back | 840-844,845.1,848 | 423 | 1,431 | 13,251 | \$678 | \$943 | \$931 |
| Sprains and strains of ankle | 845.0 | 246 | 790 | 6,569 | \$756 | \$984 | \$925 |
| Sprains and strains of back | 846-847 | 765 | 2,452 | 17,773 | \$1,185 | \$1,268 | \$1,321 |
| Open wound of head | 870-873 | 555 | 1,917 | 19,553 | \$1,380 | \$1,441 | \$1,072 |
| Open wound, excluding head | 874-897 | 884 | 2,607 | 23,272 | \$2,350 | \$1,938 | \$1,071 |
| Superficial injury | 910-919 | 273 | 733 | 5,890 | \$936 | \$912 | \$756 |
| Contusion with intact skin surface | 920-924 | 958 | 3,233 | 23,793 | \$1,210 | \$1,225 | \$1,089 |
| All other | | 21,861 | 66,586 | 400,088 | \$7,301 | \$6,154 | \$4,103 |

* Excludes professional fees.

** Based on Principal Diagnosis.

*** Outliers were excluded in the calculation of average charges.

Table 9
ED Encounters by Top-Volume Diagnostic Categories
January 1, 2009 to December 31, 2009

Health District of Hospital: Salt Lake County
Inpatient Peer group: None (n=4)

County: Salt Lake
Ownership: Government

ED beds: 0
Affiliation: University Healthcare

| | Number of Encounters | | | Charges(\$)* | | |
|--------------------|----------------------|------|---------|--------------|------|-----------------|
| | Hospital | Peer | State | Hospital | Peer | State |
| Total ER charges | 437 | . | 770,211 | \$10,937,455 | . | \$2,993,970,489 |
| Average ER charges | . | . | . | \$19,511 | . | \$3,445 |

| Principal Diagnosis Group and ICD-9 Codes** | Number of Encounters | | | Average Charges (\$)*** | | |
|---|----------------------|------|---------|-------------------------|------|----------|
| | Hospital | Peer | State | Hospital | Peer | State |
| Diabetes 250.0-250.9 | 1 | . | 4,211 | \$7,762 | . | \$5,862 |
| Heart dis. excl. ischemic 391-392.0,393-398,402,404,415,416,420-429 | 12 | . | 11,154 | \$14,027 | . | \$12,712 |
| Acute upper respiratory inf., excl. pharyngitis 460-461,463-466 | 2 | . | 30,262 | \$17,086 | . | \$1,101 |
| Pneumonia 480-486 | 12 | . | 11,766 | \$21,168 | . | \$6,940 |
| Chronic and unspedified bronchitis 490-491 | 1 | . | 7,244 | \$5,204 | . | \$3,042 |
| Noninfectious enteritis and colitis 555-558 | 1 | . | 7,786 | \$5,007 | . | \$3,462 |
| Urinary tract infection , site not specified 599.0 | 7 | . | 10,736 | \$20,983 | . | \$2,604 |
| Dorsopathies 720-724 | 1 | . | 16,124 | . | . | \$1,670 |
| Rheumatism, excluding back 725-729 | 2 | . | 10,923 | \$21,271 | . | \$1,354 |
| Chest pain 786.5 | 1 | . | 26,863 | . | . | \$3,163 |
| Abdominal pain 789.0 | 3 | . | 42,937 | \$6,592 | . | \$2,722 |
| Fractures, excluding lower limb 800-819 | 1 | . | 22,428 | \$3,409 | . | \$5,858 |
| Contusion with intact skin surface 920-924 | 1 | . | 23,793 | . | . | \$1,089 |
| All other | 392 | . | 400,088 | \$19,885 | . | \$4,103 |

* Excludes professional fees.

** Based on Principal Diagnosis.

*** Outliers were excluded in the calculation of average charges.

Table 9
ED Encounters by Top-Volume Diagnostic Categories
January 1, 2009 to December 31, 2009

Health District of Hospital: Utah County County: Utah ED beds: 20
Inpatient Peer group: Acute, urban, upper medium CMI (n=4) Ownership: Not for profit Affiliation: Intermountain Healthcare

| | Number of Encounters | | | Charges(\$)* | | |
|--------------------|----------------------|---------|---------|---------------|---------------|-----------------|
| | Hospital | Peer | State | Hospital | Peer | State |
| Total ER charges | 42,230 | 155,355 | 770,211 | \$201,226,683 | \$766,166,286 | \$2,993,970,489 |
| Average ER charges | . | . | . | \$4,153 | \$4,392 | \$3,445 |

| Principal Diagnosis Group and ICD-9 Codes** | Number of Encounters | | | Average Charges (\$)*** | | |
|---|----------------------|--------|---------|-------------------------|----------|----------|
| | Hospital | Peer | State | Hospital | Peer | State |
| Diabetes 250.0-250.9 | 224 | 933 | 4,211 | \$5,848 | \$6,679 | \$5,862 |
| Otitis media and Eustachian tube disorders 381-382 | 558 | 1,804 | 10,928 | \$504 | \$628 | \$505 |
| Heart dis. excl. ischemic 391-392.0,393-398,402,404,415,416,420-429 | 811 | 2,789 | 11,154 | \$13,676 | \$15,207 | \$12,712 |
| Acute upper respiratory inf., excl. pharyngitis 460-461,463-466 | 1,352 | 5,012 | 30,262 | \$941 | \$1,182 | \$1,101 |
| Acute pharyngitis 462 | 256 | 1,097 | 6,888 | \$716 | \$880 | \$694 |
| Pneumonia 480-486 | 504 | 2,023 | 11,766 | \$9,788 | \$9,789 | \$6,940 |
| Chronic and unspedified bronchitis 490-491 | 269 | 1,732 | 7,244 | \$2,815 | \$3,968 | \$3,042 |
| Asthma 493 | 251 | 1,230 | 7,634 | \$2,557 | \$2,953 | \$2,485 |
| Noninfectious enteritis and colitis 555-558 | 531 | 1,661 | 7,786 | \$3,312 | \$4,709 | \$3,462 |
| Urinary tract infection, site not specified 599.0 | 487 | 1,978 | 10,736 | \$2,577 | \$3,461 | \$2,604 |
| Dorsopathies 720-724 | 969 | 3,724 | 16,124 | \$2,669 | \$2,148 | \$1,670 |
| Rheumatism, excluding back 725-729 | 591 | 2,214 | 10,923 | \$1,536 | \$1,628 | \$1,354 |
| Convulsions 780.3 | 253 | 728 | 3,608 | \$2,262 | \$3,050 | \$2,702 |
| Headache and migraine 784.0,346.90 | 987 | 3,710 | 19,376 | \$1,611 | \$2,023 | \$1,613 |
| Chest pain 786.5 | 1,527 | 6,220 | 26,863 | \$2,677 | \$3,713 | \$3,163 |
| Abdominal pain 789.0 | 2,705 | 8,944 | 42,937 | \$2,052 | \$3,077 | \$2,722 |
| Fractures, excluding lower limb 800-819 | 1,320 | 4,238 | 22,428 | \$10,714 | \$7,100 | \$5,858 |
| Fracture of lower limb 820-829 | 527 | 1,868 | 9,154 | \$16,773 | \$13,775 | \$10,632 |
| Sprains and strains, excluding ankle and back 840-844,845.1,848 | 726 | 2,649 | 13,251 | \$951 | \$1,084 | \$931 |
| Sprains and strains of ankle 845.0 | 361 | 1,259 | 6,569 | \$828 | \$1,030 | \$925 |
| Sprains and strains of back 846-847 | 903 | 3,704 | 17,773 | \$1,267 | \$1,543 | \$1,321 |
| Open wound of head 870-873 | 1,118 | 3,349 | 19,553 | \$1,271 | \$1,364 | \$1,072 |
| Open wound, excluding head 874-897 | 1,181 | 4,181 | 23,272 | \$1,115 | \$1,187 | \$1,071 |
| Superficial injury 910-919 | 304 | 1,108 | 5,890 | \$757 | \$929 | \$756 |
| Contusion with intact skin surface 920-924 | 1,135 | 4,296 | 23,793 | \$1,120 | \$1,308 | \$1,089 |
| All other | 22,380 | 82,904 | 400,088 | \$4,841 | \$5,171 | \$4,103 |

* Excludes professional fees.
** Based on Principal Diagnosis.
*** Outliers were excluded in the calculation of average charges.

Table 9
ED Encounters by Top-Volume Diagnostic Categories
January 1, 2009 to December 31, 2009

Health District of Hospital: Southwest Utah
Inpatient Peer group: Acute, rural, high CMI (n=7)

County: Iron
Ownership: Not for profit

ED beds: 7
Affiliation: Intermountain Healthcare

| | Number of Encounters | | | Charges(\$)* | | |
|--------------------|----------------------|---------|---------|--------------|---------------|-----------------|
| | Hospital | Peer | State | Hospital | Peer | State |
| Total ER charges | 14,279 | 112,935 | 770,211 | \$24,464,774 | \$310,534,942 | \$2,993,970,489 |
| Average ER charges | . | . | . | \$1,603 | \$2,591 | \$3,445 |

Principal Diagnosis Group and ICD-9 Codes**

| | | Number of Encounters | | | Average Charges (\$)*** | | |
|---|---|----------------------|--------|---------|-------------------------|----------|----------|
| | | Hospital | Peer | State | Hospital | Peer | State |
| Diabetes | 250.0-250.9 | 56 | 585 | 4,211 | \$2,107 | \$4,869 | \$5,862 |
| Otitis media and Eustachian tube disorders | 381-382 | 312 | 1,788 | 10,928 | \$330 | \$380 | \$505 |
| Heart dis. excl. ischemic | 391-392.0,393-398,402,404,415,416,420-429 | 157 | 1,794 | 11,154 | \$5,821 | \$10,008 | \$12,712 |
| Acute upper respiratory inf., excl. pharyngitis | 460-461,463-466 | 665 | 4,174 | 30,262 | \$614 | \$714 | \$1,101 |
| Acute pharyngitis | 462 | 234 | 1,320 | 6,888 | \$386 | \$459 | \$694 |
| Pneumonia | 480-486 | 224 | 1,989 | 11,766 | \$6,600 | \$5,928 | \$6,940 |
| Chronic and unspedified bronchitis | 490-491 | 118 | 1,005 | 7,244 | \$2,184 | \$2,829 | \$3,042 |
| Asthma | 493 | 128 | 1,023 | 7,634 | \$1,279 | \$1,478 | \$2,485 |
| Noninfectious enteritis and colitis | 555-558 | 154 | 1,080 | 7,786 | \$2,619 | \$3,012 | \$3,462 |
| Urinary tract infection, site not specified | 599.0 | 273 | 2,092 | 10,736 | \$2,129 | \$1,910 | \$2,604 |
| Dorsopathies | 720-724 | 364 | 2,296 | 16,124 | \$893 | \$1,118 | \$1,670 |
| Rheumatism, excluding back | 725-729 | 217 | 1,541 | 10,923 | \$691 | \$1,076 | \$1,354 |
| Convulsions | 780.3 | 44 | 388 | 3,608 | \$1,498 | \$2,159 | \$2,702 |
| Headache and migraine | 784.0,346.90 | 299 | 2,955 | 19,376 | \$852 | \$1,180 | \$1,613 |
| Chest pain | 786.5 | 412 | 3,680 | 26,863 | \$2,090 | \$2,615 | \$3,163 |
| Abdominal pain | 789.0 | 700 | 5,538 | 42,937 | \$1,565 | \$2,104 | \$2,722 |
| Fractures, excluding lower limb | 800-819 | 485 | 3,467 | 22,428 | \$1,631 | \$2,531 | \$5,858 |
| Fracture of lower limb | 820-829 | 180 | 1,518 | 9,154 | \$5,946 | \$8,773 | \$10,632 |
| Sprains and strains, excluding ankle and back | 840-844,845.1,848 | 214 | 1,792 | 13,251 | \$536 | \$668 | \$931 |
| Sprains and strains of ankle | 845.0 | 122 | 982 | 6,569 | \$596 | \$695 | \$925 |
| Sprains and strains of back | 846-847 | 197 | 2,240 | 17,773 | \$1,025 | \$1,084 | \$1,321 |
| Open wound of head | 870-873 | 369 | 3,108 | 19,553 | \$722 | \$940 | \$1,072 |
| Open wound, excluding head | 874-897 | 507 | 3,700 | 23,272 | \$693 | \$757 | \$1,071 |
| Superficial injury | 910-919 | 111 | 821 | 5,890 | \$494 | \$557 | \$756 |
| Contusion with intact skin surface | 920-924 | 573 | 4,268 | 23,793 | \$744 | \$915 | \$1,089 |
| All other | | 7,164 | 57,791 | 400,088 | \$1,721 | \$3,084 | \$4,103 |

* Excludes professional fees.
** Based on Principal Diagnosis.
*** Outliers were excluded in the calculation of average charges.

Table 10
Utah Hospital ED - Outpatient Encounters Profile
January 1 to December 31, 2009

| Patient Profile | Number | Encounters | Percent |
|----------------------------------|---------|------------|---------|
| GENDER | | | |
| Female | 375,222 | | 54.8 |
| Male | 308,924 | | 45.2 |
| Unknown | 15 | | 0.0 |
| Not reported | 15 | | 0.0 |
| AGE | | | |
| 1-28 days | 1,661 | | 0.2 |
| 29-365 days | 22,635 | | 3.3 |
| 1-4 years | 62,782 | | 9.2 |
| 5-9 | 35,701 | | 5.2 |
| 10-14 | 31,322 | | 4.6 |
| 15-17 | 27,420 | | 4.0 |
| 18-19 | 24,841 | | 3.6 |
| 20-24 | 70,679 | | 10.3 |
| 25-29 | 71,746 | | 10.5 |
| 30-34 | 58,748 | | 8.6 |
| 35-39 | 46,683 | | 6.8 |
| 40-44 | 38,495 | | 5.6 |
| 45-49 | 38,973 | | 5.7 |
| 50-54 | 34,019 | | 5.0 |
| 55-59 | 26,414 | | 3.9 |
| 60-64 | 20,173 | | 2.9 |
| 65-69 | 17,706 | | 2.6 |
| 70-74 | 15,274 | | 2.2 |
| 75-79 | 13,956 | | 2.0 |
| 80-84 | 12,269 | | 1.8 |
| 85-89 | 8,515 | | 1.2 |
| 90 + | 4,138 | | 0.6 |
| Unknown | 26 | | 0.0 |
| DISCHARGE STATUS | | | |
| Home self care | 666,026 | | 97.3 |
| Another hospital | 7,085 | | 1.0 |
| Skilled nursing facility | 638 | | 0.1 |
| Intermediate care | 231 | | 0.0 |
| Another type of institution | 4,136 | | 0.6 |
| Under care of home service | 229 | | 0.0 |
| Left against medical advice | 3,767 | | 0.6 |
| Under care of a home iv provider | 1 | | 0.0 |
| Expired | 918 | | 0.1 |
| Not reported | 1,145 | | 0.2 |
| PRIMARY PAYER | | | |
| Medicare | 85,047 | | 12.4 |
| Medicaid | 149,772 | | 21.9 |
| Other government | 18,205 | | 2.7 |
| Blue Cross/Blue Shield | 72,725 | | 10.6 |
| Other commercial | 60,953 | | 8.9 |
| Managed care | 167,094 | | 24.4 |
| Self pay | 57,396 | | 8.4 |
| Industrial/Worker's Comp | 12,168 | | 1.8 |
| Charity | 35,435 | | 5.2 |
| Children's Health Insurance Plan | 5,115 | | 0.7 |
| Not reported | 20,266 | | 3.0 |
| LOCAL HEALTH DISTRICT | | | |
| Bear River | 34,493 | | 5.0 |
| Central Utah | 23,247 | | 3.4 |
| Davis County | 56,183 | | 8.2 |
| Salt Lake County | 263,243 | | 38.5 |
| Southeastern Utah | 17,038 | | 2.5 |
| Southwest Utah | 45,113 | | 6.6 |
| Summit County | 4,506 | | 0.7 |
| Tooele County | 13,542 | | 2.0 |
| TriCounty | 24,079 | | 3.5 |
| Utah County | 99,499 | | 14.5 |
| Wasatch County | 4,710 | | 0.7 |
| Weber/Morgan | 66,699 | | 9.7 |
| Unknown Utah | 119 | | 0.0 |
| Outside Utah | 29,955 | | 4.4 |
| Unknown | 1,750 | | 0.3 |

Table 11
 ED Outpatient Encounters by Major Disease Category
 January 1, 2009 to December 31, 2009

| Major disease category and ICD-9 code range* | | Number of Encounters | State Average*** | Total Charges**** |
|---|---------|----------------------|------------------|-------------------|
| Infectious and parasitic diseases | 001-139 | 15,677 | \$845 | \$14,377,977 |
| Neoplasms | 140-239 | 643 | \$2,391 | \$1,634,065 |
| Endocrine, nutritional, metab. & immunity disorders | 240-279 | 8,934 | \$1,644 | \$16,096,117 |
| Diseases of the Blood and Blood-Forming Organs | 280-289 | 1,182 | \$2,100 | \$2,756,197 |
| Mental disorders | 290-319 | 23,035 | \$1,554 | \$37,892,027 |
| Diseases of the nervous system and sense organs | 320-389 | 38,905 | \$1,001 | \$42,438,732 |
| Diseases of the circulatory system | 390-459 | 13,875 | \$2,766 | \$42,077,254 |
| Diseases of the respiratory system | 460-519 | 71,341 | \$952 | \$74,554,825 |
| Diseases of the digestive system | 520-579 | 35,571 | \$1,729 | \$65,742,896 |
| Diseases of the genitourinary system | 580-629 | 38,494 | \$2,099 | \$86,293,703 |
| Complications of pregn., childbirth, & puerperium | 630-677 | 19,844 | \$1,574 | \$32,972,785 |
| Diseases of the skin and subcutaneous tissue | 680-709 | 24,247 | \$781 | \$21,135,204 |
| Diseases of the musculoskeletal sys. & conn. tissue | 710-739 | 35,953 | \$1,073 | \$43,747,023 |
| Congenital Anomalies | 740-759 | 202 | \$1,917 | \$450,714 |
| Certain conditions orig. in the perinatal period | 760-779 | 1,057 | \$653 | \$807,177 |
| Symptoms, signs, and ill-defined conditions | 780-799 | 152,720 | \$2,090 | \$345,333,467 |
| Injury and poisoning ** | 800-999 | 181,796 | \$1,158 | \$240,342,358 |
| Supplementary classification | V01-V82 | 20,079 | \$366 | \$8,951,271 |
| All other diagnoses | | 621 | \$735 | \$529,238 |

* Based on Principal Diagnosis.

** See Table 4 for subcategories of injury and poisoning.

*** Outliers were excluded in the calculation of average charges.

**** Excludes professional fees.

Table 12
ED Outpatient Encounters Due to Injury or Poisoning
January 1, 2009 to December 31, 2009

| Intent and Mechanism of Injury* | | Number of Encounters | State Average** | Total Charges*** |
|---|-------------------------------------|----------------------|-----------------|------------------|
| All Injury Encounters | | 201,171 | \$1,202 | \$275,720,443 |
| Unintentional injuries | E800-E869, E880-E929 | 179,391 | \$1,154 | \$236,182,023 |
| Falls | E880.0-E886.9, E888 | 58,180 | \$1,361 | \$88,060,841 |
| Motor vehicle traffic | E810-E819 | 20,271 | \$1,512 | \$41,885,142 |
| Struck against or accidentally by object or persons | E916-E917 | 25,926 | \$955 | \$26,135,277 |
| Overexertion and strenuous movements | E927 | 15,496 | \$913 | \$14,580,708 |
| Cutting or piercing instruments or objects | E920 | 13,441 | \$810 | \$11,068,802 |
| Natural and environmental factors | E900-E909, E928.0-E928.2 | 6,522 | \$787 | \$5,620,554 |
| Poisoning | E850-E869 | 4,032 | \$1,362 | \$5,962,722 |
| Fire and flames, hot subst/object caustic | E890-E899,E924 | 2,765 | \$709 | \$2,081,740 |
| Machinery | E919 | 1,125 | \$1,244 | \$1,520,333 |
| Pedal cyc,nontraffic/other | E800-7(.3),E820-5(.6),E826.1,E826.9 | 3,862 | \$1,315 | \$6,025,252 |
| Motor vehicle, nontraffic | E820-5(.0,.5,.7,.9) | 2,525 | \$1,543 | \$4,940,370 |
| Other trans. [(E800-7,E826)(.0-.2,.8,.9)],E827-9,E831,E833-45 | | 1,353 | \$1,584 | \$2,644,697 |
| Suffocation | E911-E913 | 92 | \$1,324 | \$142,336 |
| Firearm missile | E922 | 260 | \$1,261 | \$479,062 |
| Other and not elsewhere classified | | 16,531 | \$910 | \$16,694,388 |
| Mechanism unspecified | E887,E928.9,E929.8,E929.9 | 7,010 | \$1,098 | \$8,339,801 |
| Intentional injuries | E950-9, E960-9, E970-8, E990-9 | 9,708 | \$1,904 | \$21,244,301 |
| Assault | E960-E969 | 5,885 | \$1,704 | \$12,064,235 |
| Unarmed fight,striking by blunt/thrown object | E960.0, E968.2 | 2,901 | \$1,694 | \$5,757,681 |
| Cutting or piercing instrument | E966 | 288 | \$1,748 | \$985,235 |
| Firearm | E965.0-E965.4 | 41 | \$2,267 | \$140,207 |
| Other mechanism | | 2,655 | \$1,703 | \$5,181,112 |
| Self-inflicted | E950-E959 | 3,644 | \$2,241 | \$8,863,002 |
| Poisoning | E950-E952 | 2,328 | \$2,523 | \$6,256,951 |
| Cutting and piercing instrument | E956 | 1,031 | \$1,664 | \$1,890,701 |
| Suffocation | E953 | 58 | \$2,773 | \$190,750 |
| Other mechanism | | 227 | \$1,867 | \$524,600 |
| Other cause of violence | E970-E978, E990-E999 | 179 | \$1,405 | \$317,064 |
| Injuries of undetermined intent | E980-E989 | 969 | \$2,114 | \$2,272,717 |
| Adverse effects of medical treatment | E870-E879, E930-E949 | 10,412 | \$1,330 | \$15,352,751 |
| Unknown | | 691 | \$925 | \$668,650 |

* Based on ICD-9 E-code.

** Outliers were excluded in the calculation of average charges.

*** Excludes professional fees.

Table 13
ED Outpatient Encounters by Top-Volume Categories
January 1, 2009 to December 31, 2009

| Principle Diagnosis Group and ICD-9 codes | Number of Encounters | State Average* | Total Charges** | |
|---|---|----------------|-----------------|---------------|
| Diabetes | 250.0-250.9 | 2,498 | \$1,705 | \$4,639,044 |
| Otitis media and Eustachian tube disorders | 381-382 | 10,900 | \$481 | \$5,478,356 |
| Heart dis. excl. ischemic | 391-392.0,393-398,402,404,415,416,420-429 | 5,381 | \$2,678 | \$15,825,762 |
| Acute upper respiratory inf., excl. pharyngitis | 460-461,463-466 | 28,537 | \$724 | \$22,672,328 |
| Acute pharyngitis | 462 | 6,880 | \$657 | \$4,946,005 |
| Pneumonia | 480-486 | 7,226 | \$1,659 | \$12,760,762 |
| Chronic and unspedified bronchitis | 490-491 | 6,301 | \$1,204 | \$8,240,071 |
| Asthma | 493 | 6,274 | \$1,093 | \$7,590,595 |
| Noninfectious enteritis and colitis | 555-558 | 6,843 | \$1,584 | \$11,386,500 |
| Urinary tract infection, site not specified | 599.0 | 9,531 | \$1,529 | \$15,872,145 |
| Dorsopathies | 720-724 | 15,757 | \$1,168 | \$20,864,761 |
| Rheumatism, excluding back | 725-729 | 10,535 | \$976 | \$11,951,774 |
| Convulsions | 780.3 | 3,354 | \$2,030 | \$7,280,775 |
| Headache and migraine | 784.0,346.90 | 19,282 | \$1,537 | \$32,855,810 |
| Chest pain | 786.5 | 25,725 | \$2,812 | \$79,368,750 |
| Abdominal pain | 789.0 | 42,414 | \$2,582 | \$115,582,019 |
| Fractures, excluding lower limb | 800-819 | 19,191 | \$1,532 | \$34,759,018 |
| Fracture of lower limb | 820-829 | 6,050 | \$1,343 | \$9,166,762 |
| Sprains and strains, excluding ankle and back | 840-844,845.1,848 | 13,220 | \$883 | \$12,586,483 |
| Sprains and strains of ankle | 845.0 | 6,565 | \$915 | \$6,130,731 |
| Sprains and strains of back | 846-847 | 17,735 | \$1,196 | \$24,161,414 |
| Open wound of head | 870-873 | 19,467 | \$993 | \$22,231,667 |
| Open wound, excluding head | 874-897 | 23,030 | \$897 | \$22,313,097 |
| Superficial injury | 910-919 | 5,869 | \$720 | \$5,050,077 |
| Contusion with intact skin surface | 920-924 | 23,697 | \$1,035 | \$30,127,573 |
| All other | | 341,914 | \$1,434 | \$534,290,754 |

* Outliers were excluded in the calculation of average charges.

** Excludes professional fees.

Table 14
ED Outpatient Encounters - Patient Profile
January 1 to December 31, 2009

ALLEN MEMORIAL HOSPITAL-CAH # OF ENCOUNTERS: 3,935
PEER GROUP: Acute, rural, low CMI (n=16) COUNTY: Grand
AFFILIATION: Management E.R. BEDS: 3

| Patient Profile | Encounters | | | |
|----------------------------------|---------------|---------------|-----------|-------------|
| | Hospital # | Hospital % | Peer % | State* % |
| GENDER | | | | |
| Female | 1,930 | 49.0 | 53.1 | 55.3 |
| Male | 2,005 | 51.0 | 46.9 | 44.7 |
| Unknown | . | . | 0.0 | 0.0 |
| Not reported | . | . | 0.0 | 0.0 |
| AGE | | | | |
| 1-28 days | 9 | 0.2 | 0.2 | 0.2 |
| 29-365 days | 121 | 3.1 | 3.3 | 2.5 |
| 1-4 years | 298 | 7.6 | 10.0 | 7.5 |
| 5-9 | 233 | 5.9 | 6.3 | 4.4 |
| 10-14 | 230 | 5.8 | 5.8 | 4.1 |
| 15-17 | 173 | 4.4 | 5.2 | 4.0 |
| 18-19 | 126 | 3.2 | 3.6 | 3.8 |
| 20-24 | 274 | 7.0 | 8.3 | 10.9 |
| 25-29 | 212 | 5.4 | 8.7 | 11.0 |
| 30-34 | 250 | 6.4 | 7.8 | 9.0 |
| 35-39 | 278 | 7.1 | 6.0 | 7.2 |
| 40-44 | 225 | 5.7 | 5.0 | 5.9 |
| 45-49 | 273 | 6.9 | 5.4 | 6.0 |
| 50-54 | 242 | 6.1 | 5.1 | 5.2 |
| 55-59 | 225 | 5.7 | 4.0 | 4.1 |
| 60-64 | 190 | 4.8 | 3.2 | 3.1 |
| 65-69 | 171 | 4.3 | 3.2 | 2.7 |
| 70-74 | 125 | 3.2 | 2.6 | 2.4 |
| 75-79 | 128 | 3.3 | 2.4 | 2.1 |
| 80-84 | 77 | 2.0 | 2.0 | 1.9 |
| 85-89 | 40 | 1.0 | 1.2 | 1.3 |
| 90 + | 35 | 0.9 | 0.7 | 0.6 |
| Unknown | . | . | 0.0 | 0.0 |
| DISCHARGE STATUS | | | | |
| Home self care | 3,744 | 95.1 | 95.7 | 97.3 |
| Another hospital | 169 | 4.3 | 2.9 | 1.1 |
| Skilled nursing facility | 1 | 0.0 | 0.0 | 0.1 |
| Intermediate care | . | . | 0.2 | 0.0 |
| Another type of institution | 3 | 0.1 | 0.4 | 0.6 |
| Under care of home service | . | . | 0.0 | 0.0 |
| Left against medical advice | 12 | 0.3 | 0.3 | 0.5 |
| Under care of a home iv provider | . | . | . | 0.0 |
| Expired | 6 | 0.2 | 0.1 | 0.1 |
| Not reported | . | . | 0.2 | 0.2 |
| PRIMARY PAYER | | | | |
| Medicare | 572 | 14.5 | 13.6 | 13.1 |
| Medicaid | 775 | 19.7 | 21.4 | 20.8 |
| Other government | 61 | 1.6 | 3.0 | 2.7 |
| Blue Cross/Blue Shield | 795 | 20.2 | 11.4 | 10.5 |
| Other commercial | 764 | 19.4 | 11.6 | 9.1 |
| Managed care | 778 | 19.8 | 20.3 | 24.2 |
| Self pay | 2 | 0.1 | 13.5 | 8.4 |
| Industrial/Worker's Comp | 116 | 2.9 | 2.4 | 1.9 |
| Charity | . | . | 1.2 | 5.4 |
| Children's Health Insurance Plan | 53 | 1.3 | 1.3 | 0.7 |
| Not reported | 19 | 0.5 | 0.3 | 3.1 |
| LOCAL HEALTH DISTRICT | | | | |
| Bear River | 16 | 0.4 | 7.0 | 5.2 |
| Central Utah | 9 | 0.2 | 29.4 | 3.6 |
| Davis County | 30 | 0.8 | 0.5 | 8.2 |
| Salt Lake County | 103 | 2.6 | 2.4 | 36.3 |
| Southeastern Utah | 2,679 | 68.1 | 5.3 | 2.6 |
| Southwest Utah | 21 | 0.5 | 7.4 | 7.0 |
| Summit County | 19 | 0.5 | 1.1 | 0.6 |
| Tooele County | 2 | 0.1 | 14.2 | 2.0 |
| TriCounty | 9 | 0.2 | 17.4 | 3.7 |
| Utah County | 47 | 1.2 | 1.7 | 15.2 |
| Wasatch County | 2 | 0.1 | 5.4 | 0.7 |
| Weber/Morgan | 17 | 0.4 | 0.4 | 10.2 |
| Unknown Utah | . | . | 0.0 | 0.0 |
| Outside Utah | 979 | 24.9 | 7.6 | 4.4 |
| Unknown | 2 | 0.1 | 0.3 | 0.3 |

* All general acute care hospitals only.

Table 14
ED Outpatient Encounters - Patient Profile
January 1 to December 31, 2009

ALTA VIEW HOSPITAL # OF ENCOUNTERS: 28,465
PEER GROUP: Acute, urban, low CMI (n=5) COUNTY: Salt Lake
AFFILIATION: Intermountain Healthcare E.R. BEDS: 17

| Patient Profile | Encounters | | | |
|----------------------------------|------------|------------|--------|----------|
| | Hospital # | Hospital % | Peer % | State* % |
| GENDER | | | | |
| Female | 15,913 | 55.9 | 56.1 | 55.3 |
| Male | 12,552 | 44.1 | 43.9 | 44.7 |
| Unknown | . | . | . | 0.0 |
| Not reported | . | . | . | 0.0 |
| AGE | | | | |
| 1-28 days | 25 | 0.1 | 0.2 | 0.2 |
| 29-365 days | 437 | 1.5 | 2.7 | 2.5 |
| 1-4 years | 1,797 | 6.3 | 8.9 | 7.5 |
| 5-9 | 1,241 | 4.4 | 5.3 | 4.4 |
| 10-14 | 1,365 | 4.8 | 5.0 | 4.1 |
| 15-17 | 1,317 | 4.6 | 4.5 | 4.0 |
| 18-19 | 1,099 | 3.9 | 3.6 | 3.8 |
| 20-24 | 2,950 | 10.4 | 10.5 | 10.9 |
| 25-29 | 2,936 | 10.3 | 11.3 | 11.0 |
| 30-34 | 2,522 | 8.9 | 9.9 | 9.0 |
| 35-39 | 2,158 | 7.6 | 7.8 | 7.2 |
| 40-44 | 1,801 | 6.3 | 5.9 | 5.9 |
| 45-49 | 1,709 | 6.0 | 5.3 | 6.0 |
| 50-54 | 1,477 | 5.2 | 4.4 | 5.2 |
| 55-59 | 1,253 | 4.4 | 3.4 | 4.1 |
| 60-64 | 950 | 3.3 | 2.5 | 3.1 |
| 65-69 | 956 | 3.4 | 2.4 | 2.7 |
| 70-74 | 684 | 2.4 | 1.9 | 2.4 |
| 75-79 | 647 | 2.3 | 1.7 | 2.1 |
| 80-84 | 557 | 2.0 | 1.4 | 1.9 |
| 85-89 | 433 | 1.5 | 1.1 | 1.3 |
| 90 + | 151 | 0.5 | 0.4 | 0.6 |
| Unknown | . | . | . | 0.0 |
| DISCHARGE STATUS | | | | |
| Home self care | 27,637 | 97.1 | 97.0 | 97.3 |
| Another hospital | 595 | 2.1 | 1.5 | 1.1 |
| Skilled nursing facility | 3 | 0.0 | 0.0 | 0.1 |
| Intermediate care | 1 | 0.0 | 0.0 | 0.0 |
| Another type of institution | 150 | 0.5 | 0.7 | 0.6 |
| Under care of home service | 1 | 0.0 | 0.0 | 0.0 |
| Left against medical advice | 32 | 0.1 | 0.2 | 0.5 |
| Under care of a home iv provider | . | . | . | 0.0 |
| Expired | 36 | 0.1 | 0.1 | 0.1 |
| Not reported | 10 | 0.0 | 0.3 | 0.2 |
| PRIMARY PAYER | | | | |
| Medicare | 3,408 | 12.0 | 10.2 | 13.1 |
| Medicaid | 3,530 | 12.4 | 18.6 | 20.8 |
| Other government | 474 | 1.7 | 2.2 | 2.7 |
| Blue Cross/Blue Shield | 2,613 | 9.2 | 11.4 | 10.5 |
| Other commercial | 2,148 | 7.5 | 9.2 | 9.1 |
| Managed care | 10,723 | 37.7 | 30.8 | 24.2 |
| Self pay | 2,853 | 10.0 | 6.3 | 8.4 |
| Industrial/Worker's Comp | 486 | 1.7 | 1.5 | 1.9 |
| Charity | 1,797 | 6.3 | 4.2 | 5.4 |
| Children's Health Insurance Plan | 245 | 0.9 | 0.9 | 0.7 |
| Not reported | 188 | 0.7 | 4.6 | 3.1 |
| LOCAL HEALTH DISTRICT | | | | |
| Bear River | 33 | 0.1 | 0.1 | 5.2 |
| Central Utah | 44 | 0.2 | 0.2 | 3.6 |
| Davis County | 155 | 0.5 | 0.4 | 8.2 |
| Salt Lake County | 26,353 | 92.6 | 52.3 | 36.3 |
| Southeastern Utah | 32 | 0.1 | 0.2 | 2.6 |
| Southwest Utah | 67 | 0.2 | 0.2 | 7.0 |
| Summit County | 47 | 0.2 | 0.1 | 0.6 |
| Tooele County | 64 | 0.2 | 0.2 | 2.0 |
| TriCounty | 14 | 0.0 | 0.1 | 3.7 |
| Utah County | 645 | 2.3 | 42.9 | 15.2 |
| Wasatch County | 12 | 0.0 | 0.1 | 0.7 |
| Weber/Morgan | 60 | 0.2 | 0.1 | 10.2 |
| Unknown Utah | 1 | 0.0 | 0.0 | 0.0 |
| Outside Utah | 844 | 3.0 | 2.8 | 4.4 |
| Unknown | 94 | 0.3 | 0.2 | 0.3 |

* All general acute care hospitals only.

Table 14
ED Outpatient Encounters - Patient Profile
January 1 to December 31, 2009

AMERICAN FORK HOSPITAL # OF ENCOUNTERS: 24,246
PEER GROUP: Acute, urban, low CMI (n=5) COUNTY: Utah
AFFILIATION: Intermountain Healthcare E.R. BEDS: 11

| Patient Profile | Encounters | | | |
|----------------------------------|------------|------------|--------|----------|
| | Hospital # | Hospital % | Peer % | State* % |
| GENDER | | | | |
| Female | 13,286 | 54.8 | 56.1 | 55.3 |
| Male | 10,960 | 45.2 | 43.9 | 44.7 |
| Unknown | . | . | . | 0.0 |
| Not reported | . | . | . | 0.0 |
| AGE | | | | |
| 1-28 days | 56 | 0.2 | 0.2 | 0.2 |
| 29-365 days | 748 | 3.1 | 2.7 | 2.5 |
| 1-4 years | 2,560 | 10.6 | 8.9 | 7.5 |
| 5-9 | 1,569 | 6.5 | 5.3 | 4.4 |
| 10-14 | 1,402 | 5.8 | 5.0 | 4.1 |
| 15-17 | 1,045 | 4.3 | 4.5 | 4.0 |
| 18-19 | 752 | 3.1 | 3.6 | 3.8 |
| 20-24 | 2,263 | 9.3 | 10.5 | 10.9 |
| 25-29 | 2,584 | 10.7 | 11.3 | 11.0 |
| 30-34 | 2,327 | 9.6 | 9.9 | 9.0 |
| 35-39 | 1,812 | 7.5 | 7.8 | 7.2 |
| 40-44 | 1,438 | 5.9 | 5.9 | 5.9 |
| 45-49 | 1,169 | 4.8 | 5.3 | 6.0 |
| 50-54 | 954 | 3.9 | 4.4 | 5.2 |
| 55-59 | 756 | 3.1 | 3.4 | 4.1 |
| 60-64 | 590 | 2.4 | 2.5 | 3.1 |
| 65-69 | 529 | 2.2 | 2.4 | 2.7 |
| 70-74 | 544 | 2.2 | 1.9 | 2.4 |
| 75-79 | 434 | 1.8 | 1.7 | 2.1 |
| 80-84 | 388 | 1.6 | 1.4 | 1.9 |
| 85-89 | 241 | 1.0 | 1.1 | 1.3 |
| 90 + | 85 | 0.4 | 0.4 | 0.6 |
| Unknown | . | . | . | 0.0 |
| DISCHARGE STATUS | | | | |
| Home self care | 23,599 | 97.3 | 97.0 | 97.3 |
| Another hospital | 369 | 1.5 | 1.5 | 1.1 |
| Skilled nursing facility | 3 | 0.0 | 0.0 | 0.1 |
| Intermediate care | 28 | 0.1 | 0.0 | 0.0 |
| Another type of institution | 163 | 0.7 | 0.7 | 0.6 |
| Under care of home service | . | . | 0.0 | 0.0 |
| Left against medical advice | 27 | 0.1 | 0.2 | 0.5 |
| Under care of a home iv provider | . | . | . | 0.0 |
| Expired | 40 | 0.2 | 0.1 | 0.1 |
| Not reported | 17 | 0.1 | 0.3 | 0.2 |
| PRIMARY PAYER | | | | |
| Medicare | 2,552 | 10.5 | 10.2 | 13.1 |
| Medicaid | 4,237 | 17.5 | 18.6 | 20.8 |
| Other government | 785 | 3.2 | 2.2 | 2.7 |
| Blue Cross/Blue Shield | 1,636 | 6.7 | 11.4 | 10.5 |
| Other commercial | 1,987 | 8.2 | 9.2 | 9.1 |
| Managed care | 9,513 | 39.2 | 30.8 | 24.2 |
| Self pay | 1,075 | 4.4 | 6.3 | 8.4 |
| Industrial/Worker's Comp | 359 | 1.5 | 1.5 | 1.9 |
| Charity | 1,718 | 7.1 | 4.2 | 5.4 |
| Children's Health Insurance Plan | 333 | 1.4 | 0.9 | 0.7 |
| Not reported | 51 | 0.2 | 4.6 | 3.1 |
| LOCAL HEALTH DISTRICT | | | | |
| Bear River | 28 | 0.1 | 0.1 | 5.2 |
| Central Utah | 83 | 0.3 | 0.2 | 3.6 |
| Davis County | 46 | 0.2 | 0.4 | 8.2 |
| Salt Lake County | 623 | 2.6 | 52.3 | 36.3 |
| Southeastern Utah | 30 | 0.1 | 0.2 | 2.6 |
| Southwest Utah | 60 | 0.2 | 0.2 | 7.0 |
| Summit County | 7 | 0.0 | 0.1 | 0.6 |
| Tooele County | 29 | 0.1 | 0.2 | 2.0 |
| TriCounty | 37 | 0.2 | 0.1 | 3.7 |
| Utah County | 22,603 | 93.2 | 42.9 | 15.2 |
| Wasatch County | 22 | 0.1 | 0.1 | 0.7 |
| Weber/Morgan | 30 | 0.1 | 0.1 | 10.2 |
| Unknown Utah | . | . | 0.0 | 0.0 |
| Outside Utah | 620 | 2.6 | 2.8 | 4.4 |
| Unknown | 28 | 0.1 | 0.2 | 0.3 |

* All general acute care hospitals only.

Table 14
ED Outpatient Encounters - Patient Profile
January 1 to December 31, 2009

ASHLEY REGIONAL MEDICAL CENTER # OF ENCOUNTERS: 11,589
PEER GROUP: Acute, rural, high CMI (n=6) COUNTY: Uintah
AFFILIATION: LifePoint Hospitals, Inc. E.R. BEDS: 5

| Patient Profile | Encounters | | | |
|----------------------------------|------------|------------|--------|----------|
| | Hospital # | Hospital % | Peer % | State* % |
| GENDER | | | | |
| Female | 6,138 | 53.0 | 53.0 | 55.3 |
| Male | 5,451 | 47.0 | 47.0 | 44.7 |
| Unknown | . | . | 0.0 | 0.0 |
| Not reported | . | . | . | 0.0 |
| AGE | | | | |
| 1-28 days | 30 | 0.3 | 0.2 | 0.2 |
| 29-365 days | 413 | 3.6 | 3.1 | 2.5 |
| 1-4 years | 1,115 | 9.6 | 9.3 | 7.5 |
| 5-9 | 618 | 5.3 | 5.4 | 4.4 |
| 10-14 | 515 | 4.4 | 4.9 | 4.1 |
| 15-17 | 492 | 4.2 | 4.3 | 4.0 |
| 18-19 | 354 | 3.1 | 4.0 | 3.8 |
| 20-24 | 1,366 | 11.8 | 9.7 | 10.9 |
| 25-29 | 1,350 | 11.6 | 9.5 | 11.0 |
| 30-34 | 1,040 | 9.0 | 7.4 | 9.0 |
| 35-39 | 717 | 6.2 | 5.8 | 7.2 |
| 40-44 | 629 | 5.4 | 4.9 | 5.9 |
| 45-49 | 656 | 5.7 | 5.3 | 6.0 |
| 50-54 | 554 | 4.8 | 4.8 | 5.2 |
| 55-59 | 401 | 3.5 | 3.9 | 4.1 |
| 60-64 | 334 | 2.9 | 3.4 | 3.1 |
| 65-69 | 239 | 2.1 | 3.1 | 2.7 |
| 70-74 | 228 | 2.0 | 3.0 | 2.4 |
| 75-79 | 221 | 1.9 | 2.8 | 2.1 |
| 80-84 | 149 | 1.3 | 2.5 | 1.9 |
| 85-89 | 119 | 1.0 | 1.7 | 1.3 |
| 90 + | 48 | 0.4 | 0.8 | 0.6 |
| Unknown | 1 | 0.0 | 0.0 | 0.0 |
| DISCHARGE STATUS | | | | |
| Home self care | 11,216 | 96.8 | 97.7 | 97.3 |
| Another hospital | 204 | 1.8 | 1.1 | 1.1 |
| Skilled nursing facility | 7 | 0.1 | 0.2 | 0.1 |
| Intermediate care | . | . | 0.0 | 0.0 |
| Another type of institution | 37 | 0.3 | 0.3 | 0.6 |
| Under care of home service | 3 | 0.0 | 0.0 | 0.0 |
| Left against medical advice | 103 | 0.9 | 0.5 | 0.5 |
| Under care of a home iv provider | . | . | . | 0.0 |
| Expired | 14 | 0.1 | 0.2 | 0.1 |
| Not reported | 5 | 0.0 | 0.0 | 0.2 |
| PRIMARY PAYER | | | | |
| Medicare | 1,210 | 10.4 | 15.6 | 13.1 |
| Medicaid | 1,765 | 15.2 | 20.7 | 20.8 |
| Other government | 106 | 0.9 | 2.1 | 2.7 |
| Blue Cross/Blue Shield | 2,216 | 19.1 | 12.3 | 10.5 |
| Other commercial | 1,180 | 10.2 | 11.4 | 9.1 |
| Managed care | 1,781 | 15.4 | 19.6 | 24.2 |
| Self pay | 2,785 | 24.0 | 8.9 | 8.4 |
| Industrial/Worker's Comp | 462 | 4.0 | 2.3 | 1.9 |
| Charity | . | . | 5.7 | 5.4 |
| Children's Health Insurance Plan | 84 | 0.7 | 1.1 | 0.7 |
| Not reported | . | . | 0.4 | 3.1 |
| LOCAL HEALTH DISTRICT | | | | |
| Bear River | 9 | 0.1 | 26.0 | 5.2 |
| Central Utah | 16 | 0.1 | 0.3 | 3.6 |
| Davis County | 23 | 0.2 | 0.6 | 8.2 |
| Salt Lake County | 147 | 1.3 | 1.5 | 36.3 |
| Southeastern Utah | 23 | 0.2 | 12.2 | 2.6 |
| Southwest Utah | 28 | 0.2 | 38.3 | 7.0 |
| Summit County | 9 | 0.1 | 1.1 | 0.6 |
| Tooele County | 7 | 0.1 | 0.1 | 2.0 |
| TriCounty | 10,646 | 91.9 | 10.6 | 3.7 |
| Utah County | 91 | 0.8 | 0.8 | 15.2 |
| Wasatch County | 7 | 0.1 | 0.1 | 0.7 |
| Weber/Morgan | 21 | 0.2 | 0.8 | 10.2 |
| Unknown Utah | 1 | 0.0 | 0.0 | 0.0 |
| Outside Utah | 561 | 4.8 | 7.2 | 4.4 |
| Unknown | . | . | 0.4 | 0.3 |

* All general acute care hospitals only.

Table 14
ED Outpatient Encounters - Patient Profile
January 1 to December 31, 2009

BEAR RIVER VALLEY HOSPITAL # OF ENCOUNTERS: 5,396
PEER GROUP: Acute, rural, low CMI (n=16) COUNTY: Box Elder
AFFILIATION: Intermountain Healthcare E.R. BEDS: 3

| Patient Profile | Encounters | | | |
|----------------------------------|------------|------------|--------|----------|
| | Hospital # | Hospital % | Peer % | State* % |
| GENDER | | | | |
| Female | 2,762 | 51.2 | 53.1 | 55.3 |
| Male | 2,634 | 48.8 | 46.9 | 44.7 |
| Unknown | . | . | 0.0 | 0.0 |
| Not reported | . | . | 0.0 | 0.0 |
| AGE | | | | |
| 1-28 days | 5 | 0.1 | 0.2 | 0.2 |
| 29-365 days | 204 | 3.8 | 3.3 | 2.5 |
| 1-4 years | 656 | 12.2 | 10.0 | 7.5 |
| 5-9 | 367 | 6.8 | 6.3 | 4.4 |
| 10-14 | 376 | 7.0 | 5.8 | 4.1 |
| 15-17 | 252 | 4.7 | 5.2 | 4.0 |
| 18-19 | 221 | 4.1 | 3.6 | 3.8 |
| 20-24 | 388 | 7.2 | 8.3 | 10.9 |
| 25-29 | 435 | 8.1 | 8.7 | 11.0 |
| 30-34 | 491 | 9.1 | 7.8 | 9.0 |
| 35-39 | 370 | 6.9 | 6.0 | 7.2 |
| 40-44 | 246 | 4.6 | 5.0 | 5.9 |
| 45-49 | 296 | 5.5 | 5.4 | 6.0 |
| 50-54 | 282 | 5.2 | 5.1 | 5.2 |
| 55-59 | 221 | 4.1 | 4.0 | 4.1 |
| 60-64 | 132 | 2.4 | 3.2 | 3.1 |
| 65-69 | 129 | 2.4 | 3.2 | 2.7 |
| 70-74 | 115 | 2.1 | 2.6 | 2.4 |
| 75-79 | 67 | 1.2 | 2.4 | 2.1 |
| 80-84 | 62 | 1.1 | 2.0 | 1.9 |
| 85-89 | 46 | 0.9 | 1.2 | 1.3 |
| 90 + | 35 | 0.6 | 0.7 | 0.6 |
| Unknown | . | . | 0.0 | 0.0 |
| DISCHARGE STATUS | | | | |
| Home self care | 5,184 | 96.1 | 95.7 | 97.3 |
| Another hospital | 158 | 2.9 | 2.9 | 1.1 |
| Skilled nursing facility | 1 | 0.0 | 0.0 | 0.1 |
| Intermediate care | 1 | 0.0 | 0.2 | 0.0 |
| Another type of institution | 28 | 0.5 | 0.4 | 0.6 |
| Under care of home service | . | . | 0.0 | 0.0 |
| Left against medical advice | 16 | 0.3 | 0.3 | 0.5 |
| Under care of a home iv provider | . | . | . | 0.0 |
| Expired | 7 | 0.1 | 0.1 | 0.1 |
| Not reported | 1 | 0.0 | 0.2 | 0.2 |
| PRIMARY PAYER | | | | |
| Medicare | 567 | 10.5 | 13.6 | 13.1 |
| Medicaid | 1,118 | 20.7 | 21.4 | 20.8 |
| Other government | 122 | 2.3 | 3.0 | 2.7 |
| Blue Cross/Blue Shield | 843 | 15.6 | 11.4 | 10.5 |
| Other commercial | 502 | 9.3 | 11.6 | 9.1 |
| Managed care | 1,410 | 26.1 | 20.3 | 24.2 |
| Self pay | 572 | 10.6 | 13.5 | 8.4 |
| Industrial/Worker's Comp | 101 | 1.9 | 2.4 | 1.9 |
| Charity | 104 | 1.9 | 1.2 | 5.4 |
| Children's Health Insurance Plan | 53 | 1.0 | 1.3 | 0.7 |
| Not reported | 4 | 0.1 | 0.3 | 3.1 |
| LOCAL HEALTH DISTRICT | | | | |
| Bear River | 4,846 | 89.8 | 7.0 | 5.2 |
| Central Utah | 3 | 0.1 | 29.4 | 3.6 |
| Davis County | 42 | 0.8 | 0.5 | 8.2 |
| Salt Lake County | 47 | 0.9 | 2.4 | 36.3 |
| Southeastern Utah | 1 | 0.0 | 5.3 | 2.6 |
| Southwest Utah | 13 | 0.2 | 7.4 | 7.0 |
| Summit County | 1 | 0.0 | 1.1 | 0.6 |
| Tooele County | 3 | 0.1 | 14.2 | 2.0 |
| TriCounty | 4 | 0.1 | 17.4 | 3.7 |
| Utah County | 20 | 0.4 | 1.7 | 15.2 |
| Wasatch County | . | . | 5.4 | 0.7 |
| Weber/Morgan | 69 | 1.3 | 0.4 | 10.2 |
| Unknown Utah | 1 | 0.0 | 0.0 | 0.0 |
| Outside Utah | 334 | 6.2 | 7.6 | 4.4 |
| Unknown | 12 | 0.2 | 0.3 | 0.3 |

* All general acute care hospitals only.

Table 14
ED Outpatient Encounters - Patient Profile
January 1 to December 31, 2009

BEAVER VALLEY HOSPITAL # OF ENCOUNTERS: 2,528
PEER GROUP: Acute, rural, low CMI (n=16) COUNTY: Beaver
AFFILIATION: Freestanding E.R. BEDS: 2

| Patient Profile | Encounters | | | |
|----------------------------------|------------|------------|--------|----------|
| | Hospital # | Hospital % | Peer % | State* % |
| GENDER | | | | |
| Female | 1,292 | 51.1 | 53.1 | 55.3 |
| Male | 1,234 | 48.8 | 46.9 | 44.7 |
| Unknown | . | . | 0.0 | 0.0 |
| Not reported | 2 | 0.1 | 0.0 | 0.0 |
| AGE | | | | |
| 1-28 days | 6 | 0.2 | 0.2 | 0.2 |
| 29-365 days | 103 | 4.1 | 3.3 | 2.5 |
| 1-4 years | 237 | 9.4 | 10.0 | 7.5 |
| 5-9 | 153 | 6.1 | 6.3 | 4.4 |
| 10-14 | 147 | 5.8 | 5.8 | 4.1 |
| 15-17 | 132 | 5.2 | 5.2 | 4.0 |
| 18-19 | 91 | 3.6 | 3.6 | 3.8 |
| 20-24 | 247 | 9.8 | 8.3 | 10.9 |
| 25-29 | 196 | 7.8 | 8.7 | 11.0 |
| 30-34 | 161 | 6.4 | 7.8 | 9.0 |
| 35-39 | 161 | 6.4 | 6.0 | 7.2 |
| 40-44 | 124 | 4.9 | 5.0 | 5.9 |
| 45-49 | 122 | 4.8 | 5.4 | 6.0 |
| 50-54 | 127 | 5.0 | 5.1 | 5.2 |
| 55-59 | 98 | 3.9 | 4.0 | 4.1 |
| 60-64 | 86 | 3.4 | 3.2 | 3.1 |
| 65-69 | 105 | 4.2 | 3.2 | 2.7 |
| 70-74 | 57 | 2.3 | 2.6 | 2.4 |
| 75-79 | 76 | 3.0 | 2.4 | 2.1 |
| 80-84 | 47 | 1.9 | 2.0 | 1.9 |
| 85-89 | 29 | 1.1 | 1.2 | 1.3 |
| 90 + | 22 | 0.9 | 0.7 | 0.6 |
| Unknown | 1 | 0.0 | 0.0 | 0.0 |
| DISCHARGE STATUS | | | | |
| Home self care | 2,370 | 93.8 | 95.7 | 97.3 |
| Another hospital | 148 | 5.9 | 2.9 | 1.1 |
| Skilled nursing facility | . | . | 0.0 | 0.1 |
| Intermediate care | . | . | 0.2 | 0.0 |
| Another type of institution | 8 | 0.3 | 0.4 | 0.6 |
| Under care of home service | . | . | 0.0 | 0.0 |
| Left against medical advice | . | . | 0.3 | 0.5 |
| Under care of a home iv provider | . | . | . | 0.0 |
| Expired | 2 | 0.1 | 0.1 | 0.1 |
| Not reported | . | . | 0.2 | 0.2 |
| PRIMARY PAYER | | | | |
| Medicare | 392 | 15.5 | 13.6 | 13.1 |
| Medicaid | 486 | 19.2 | 21.4 | 20.8 |
| Other government | 54 | 2.1 | 3.0 | 2.7 |
| Blue Cross/Blue Shield | 343 | 13.6 | 11.4 | 10.5 |
| Other commercial | 292 | 11.6 | 11.6 | 9.1 |
| Managed care | 359 | 14.2 | 20.3 | 24.2 |
| Self pay | 414 | 16.4 | 13.5 | 8.4 |
| Industrial/Worker's Comp | 64 | 2.5 | 2.4 | 1.9 |
| Charity | . | . | 1.2 | 5.4 |
| Children's Health Insurance Plan | 14 | 0.6 | 1.3 | 0.7 |
| Not reported | 110 | 4.4 | 0.3 | 3.1 |
| LOCAL HEALTH DISTRICT | | | | |
| Bear River | 5 | 0.2 | 7.0 | 5.2 |
| Central Utah | 39 | 1.5 | 29.4 | 3.6 |
| Davis County | 11 | 0.4 | 0.5 | 8.2 |
| Salt Lake County | 55 | 2.2 | 2.4 | 36.3 |
| Southeastern Utah | 5 | 0.2 | 5.3 | 2.6 |
| Southwest Utah | 2,004 | 79.3 | 7.4 | 7.0 |
| Summit County | 1 | 0.0 | 1.1 | 0.6 |
| Tooele County | 8 | 0.3 | 14.2 | 2.0 |
| TriCounty | 4 | 0.2 | 17.4 | 3.7 |
| Utah County | 38 | 1.5 | 1.7 | 15.2 |
| Wasatch County | 2 | 0.1 | 5.4 | 0.7 |
| Weber/Morgan | 8 | 0.3 | 0.4 | 10.2 |
| Unknown Utah | . | . | 0.0 | 0.0 |
| Outside Utah | 348 | 13.8 | 7.6 | 4.4 |
| Unknown | . | . | 0.3 | 0.3 |

* All general acute care hospitals only.

Table 14
ED Outpatient Encounters - Patient Profile
January 1 to December 31, 2009

BRIGHAM CITY COMMUNITY HOSPITAL # OF ENCOUNTERS: 7,651
PEER GROUP: Acute, rural, high CMI (n=6) COUNTY: Box Elder
AFFILIATION: Mountainstar Healthcare E.R. BEDS: 5

| Patient Profile | Encounters | | | |
|----------------------------------|---------------|---------------|-----------|-------------|
| | Hospital # | Hospital % | Peer % | State* % |
| GENDER | | | | |
| Female | 4,048 | 52.9 | 53.0 | 55.3 |
| Male | 3,603 | 47.1 | 47.0 | 44.7 |
| Unknown | . | . | 0.0 | 0.0 |
| Not reported | . | . | . | 0.0 |
| AGE | | | | |
| 1-28 days | 21 | 0.3 | 0.2 | 0.2 |
| 29-365 days | 248 | 3.2 | 3.1 | 2.5 |
| 1-4 years | 712 | 9.3 | 9.3 | 7.5 |
| 5-9 | 458 | 6.0 | 5.4 | 4.4 |
| 10-14 | 411 | 5.4 | 4.9 | 4.1 |
| 15-17 | 347 | 4.5 | 4.3 | 4.0 |
| 18-19 | 234 | 3.1 | 4.0 | 3.8 |
| 20-24 | 580 | 7.6 | 9.7 | 10.9 |
| 25-29 | 640 | 8.4 | 9.5 | 11.0 |
| 30-34 | 584 | 7.6 | 7.4 | 9.0 |
| 35-39 | 527 | 6.9 | 5.8 | 7.2 |
| 40-44 | 420 | 5.5 | 4.9 | 5.9 |
| 45-49 | 433 | 5.7 | 5.3 | 6.0 |
| 50-54 | 376 | 4.9 | 4.8 | 5.2 |
| 55-59 | 285 | 3.7 | 3.9 | 4.1 |
| 60-64 | 224 | 2.9 | 3.4 | 3.1 |
| 65-69 | 198 | 2.6 | 3.1 | 2.7 |
| 70-74 | 253 | 3.3 | 3.0 | 2.4 |
| 75-79 | 287 | 3.8 | 2.8 | 2.1 |
| 80-84 | 198 | 2.6 | 2.5 | 1.9 |
| 85-89 | 145 | 1.9 | 1.7 | 1.3 |
| 90 + | 70 | 0.9 | 0.8 | 0.6 |
| Unknown | . | . | 0.0 | 0.0 |
| DISCHARGE STATUS | | | | |
| Home self care | 7,523 | 98.3 | 97.7 | 97.3 |
| Another hospital | 39 | 0.5 | 1.1 | 1.1 |
| Skilled nursing facility | 1 | 0.0 | 0.2 | 0.1 |
| Intermediate care | . | . | 0.0 | 0.0 |
| Another type of institution | 54 | 0.7 | 0.3 | 0.6 |
| Under care of home service | 4 | 0.1 | 0.0 | 0.0 |
| Left against medical advice | 7 | 0.1 | 0.5 | 0.5 |
| Under care of a home iv provider | . | . | . | 0.0 |
| Expired | 17 | 0.2 | 0.2 | 0.1 |
| Not reported | 6 | 0.1 | 0.0 | 0.2 |
| PRIMARY PAYER | | | | |
| Medicare | 1,372 | 17.9 | 15.6 | 13.1 |
| Medicaid | 1,662 | 21.7 | 20.7 | 20.8 |
| Other government | 214 | 2.8 | 2.1 | 2.7 |
| Blue Cross/Blue Shield | 989 | 12.9 | 12.3 | 10.5 |
| Other commercial | 636 | 8.3 | 11.4 | 9.1 |
| Managed care | 1,653 | 21.6 | 19.6 | 24.2 |
| Self pay | 722 | 9.4 | 8.9 | 8.4 |
| Industrial/Worker's Comp | 233 | 3.0 | 2.3 | 1.9 |
| Charity | 170 | 2.2 | 5.7 | 5.4 |
| Children's Health Insurance Plan | . | . | 1.1 | 0.7 |
| Not reported | . | . | 0.4 | 3.1 |
| LOCAL HEALTH DISTRICT | | | | |
| Bear River | 6,707 | 87.7 | 26.0 | 5.2 |
| Central Utah | 4 | 0.1 | 0.3 | 3.6 |
| Davis County | 103 | 1.3 | 0.6 | 8.2 |
| Salt Lake County | 65 | 0.8 | 1.5 | 36.3 |
| Southeastern Utah | 4 | 0.1 | 12.2 | 2.6 |
| Southwest Utah | 13 | 0.2 | 38.3 | 7.0 |
| Summit County | . | . | 1.1 | 0.6 |
| Tooele County | 4 | 0.1 | 0.1 | 2.0 |
| TriCounty | 5 | 0.1 | 10.6 | 3.7 |
| Utah County | 15 | 0.2 | 0.8 | 15.2 |
| Wasatch County | 1 | 0.0 | 0.1 | 0.7 |
| Weber/Morgan | 407 | 5.3 | 0.8 | 10.2 |
| Unknown Utah | 2 | 0.0 | 0.0 | 0.0 |
| Outside Utah | 319 | 4.2 | 7.2 | 4.4 |
| Unknown | 2 | 0.0 | 0.4 | 0.3 |

* All general acute care hospitals only.

Table 14
ED Outpatient Encounters - Patient Profile
January 1 to December 31, 2009

CACHE VALLEY SPECIALTY HOSPITAL # OF ENCOUNTERS: 961
PEER GROUP: None (n=4) COUNTY: Cache
AFFILIATION: Nat. Surgical Hosp. E.R. BEDS: 2

| Patient Profile | Encounters | | | |
|----------------------------------|------------|------------|--------|----------|
| | Hospital # | Hospital % | Peer % | State* % |
| GENDER | | | | |
| Female | 550 | 57.2 | . | 55.3 |
| Male | 411 | 42.8 | . | 44.7 |
| Unknown | . | . | . | 0.0 |
| Not reported | . | . | . | 0.0 |
| AGE | | | | |
| 1-28 days | . | . | . | 0.2 |
| 29-365 days | 14 | 1.5 | . | 2.5 |
| 1-4 years | 46 | 4.8 | . | 7.5 |
| 5-9 | 36 | 3.7 | . | 4.4 |
| 10-14 | 42 | 4.4 | . | 4.1 |
| 15-17 | 53 | 5.5 | . | 4.0 |
| 18-19 | 33 | 3.4 | . | 3.8 |
| 20-24 | 100 | 10.4 | . | 10.9 |
| 25-29 | 87 | 9.1 | . | 11.0 |
| 30-34 | 94 | 9.8 | . | 9.0 |
| 35-39 | 101 | 10.5 | . | 7.2 |
| 40-44 | 55 | 5.7 | . | 5.9 |
| 45-49 | 60 | 6.2 | . | 6.0 |
| 50-54 | 57 | 5.9 | . | 5.2 |
| 55-59 | 45 | 4.7 | . | 4.1 |
| 60-64 | 36 | 3.7 | . | 3.1 |
| 65-69 | 19 | 2.0 | . | 2.7 |
| 70-74 | 22 | 2.3 | . | 2.4 |
| 75-79 | 20 | 2.1 | . | 2.1 |
| 80-84 | 19 | 2.0 | . | 1.9 |
| 85-89 | 14 | 1.5 | . | 1.3 |
| 90 + | 8 | 0.8 | . | 0.6 |
| Unknown | . | . | . | 0.0 |
| DISCHARGE STATUS | | | | |
| Home self care | 961 | 100.0 | . | 97.3 |
| Another hospital | . | . | . | 1.1 |
| Skilled nursing facility | . | . | . | 0.1 |
| Intermediate care | . | . | . | 0.0 |
| Another type of institution | . | . | . | 0.6 |
| Under care of home service | . | . | . | 0.0 |
| Left against medical advice | . | . | . | 0.5 |
| Under care of a home iv provider | . | . | . | 0.0 |
| Expired | . | . | . | 0.1 |
| Not reported | . | . | . | 0.2 |
| PRIMARY PAYER | | | | |
| Medicare | 112 | 11.7 | . | 13.1 |
| Medicaid | 105 | 10.9 | . | 20.8 |
| Other government | 19 | 2.0 | . | 2.7 |
| Blue Cross/Blue Shield | 281 | 29.2 | . | 10.5 |
| Other commercial | 105 | 10.9 | . | 9.1 |
| Managed care | 217 | 22.6 | . | 24.2 |
| Self pay | . | . | . | 8.4 |
| Industrial/Worker's Comp | 11 | 1.1 | . | 1.9 |
| Charity | . | . | . | 5.4 |
| Children's Health Insurance Plan | 1 | 0.1 | . | 0.7 |
| Not reported | 110 | 11.4 | . | 3.1 |
| LOCAL HEALTH DISTRICT | | | | |
| Bear River | 828 | 86.2 | . | 5.2 |
| Central Utah | 2 | 0.2 | . | 3.6 |
| Davis County | 8 | 0.8 | . | 8.2 |
| Salt Lake County | 8 | 0.8 | . | 36.3 |
| Southeastern Utah | . | . | . | 2.6 |
| Southwest Utah | . | . | . | 7.0 |
| Summit County | . | . | . | 0.6 |
| Tooele County | 3 | 0.3 | . | 2.0 |
| TriCounty | 1 | 0.1 | . | 3.7 |
| Utah County | 3 | 0.3 | . | 15.2 |
| Wasatch County | . | . | . | 0.7 |
| Weber/Morgan | 6 | 0.6 | . | 10.2 |
| Unknown Utah | 2 | 0.2 | . | 0.0 |
| Outside Utah | 99 | 10.3 | . | 4.4 |
| Unknown | 1 | 0.1 | . | 0.3 |

* All general acute care hospitals only.

Table 14
ED Outpatient Encounters - Patient Profile
January 1 to December 31, 2009

CASTLEVIEW HOSPITAL # OF ENCOUNTERS: 13,418
PEER GROUP: Acute, rural, high CMI (n=6) COUNTY: Carbon
AFFILIATION: LifePoint Hospitals, Inc. E.R. BEDS: 9

| Patient Profile | Encounters | | | |
|----------------------------------|------------|------------|--------|----------|
| | Hospital # | Hospital % | Peer % | State* % |
| GENDER | | | | |
| Female | 7,144 | 53.2 | 53.0 | 55.3 |
| Male | 6,274 | 46.8 | 47.0 | 44.7 |
| Unknown | . | . | 0.0 | 0.0 |
| Not reported | . | . | . | 0.0 |
| AGE | | | | |
| 1-28 days | 23 | 0.2 | 0.2 | 0.2 |
| 29-365 days | 363 | 2.7 | 3.1 | 2.5 |
| 1-4 years | 1,127 | 8.4 | 9.3 | 7.5 |
| 5-9 | 700 | 5.2 | 5.4 | 4.4 |
| 10-14 | 678 | 5.1 | 4.9 | 4.1 |
| 15-17 | 554 | 4.1 | 4.3 | 4.0 |
| 18-19 | 513 | 3.8 | 4.0 | 3.8 |
| 20-24 | 1,154 | 8.6 | 9.7 | 10.9 |
| 25-29 | 1,287 | 9.6 | 9.5 | 11.0 |
| 30-34 | 956 | 7.1 | 7.4 | 9.0 |
| 35-39 | 773 | 5.8 | 5.8 | 7.2 |
| 40-44 | 723 | 5.4 | 4.9 | 5.9 |
| 45-49 | 775 | 5.8 | 5.3 | 6.0 |
| 50-54 | 811 | 6.0 | 4.8 | 5.2 |
| 55-59 | 578 | 4.3 | 3.9 | 4.1 |
| 60-64 | 466 | 3.5 | 3.4 | 3.1 |
| 65-69 | 436 | 3.2 | 3.1 | 2.7 |
| 70-74 | 383 | 2.9 | 3.0 | 2.4 |
| 75-79 | 376 | 2.8 | 2.8 | 2.1 |
| 80-84 | 383 | 2.9 | 2.5 | 1.9 |
| 85-89 | 224 | 1.7 | 1.7 | 1.3 |
| 90 + | 134 | 1.0 | 0.8 | 0.6 |
| Unknown | 1 | 0.0 | 0.0 | 0.0 |
| DISCHARGE STATUS | | | | |
| Home self care | 12,809 | 95.5 | 97.7 | 97.3 |
| Another hospital | 369 | 2.8 | 1.1 | 1.1 |
| Skilled nursing facility | 47 | 0.4 | 0.2 | 0.1 |
| Intermediate care | 15 | 0.1 | 0.0 | 0.0 |
| Another type of institution | 99 | 0.7 | 0.3 | 0.6 |
| Under care of home service | 13 | 0.1 | 0.0 | 0.0 |
| Left against medical advice | 27 | 0.2 | 0.5 | 0.5 |
| Under care of a home iv provider | . | . | . | 0.0 |
| Expired | 17 | 0.1 | 0.2 | 0.1 |
| Not reported | 22 | 0.2 | 0.0 | 0.2 |
| PRIMARY PAYER | | | | |
| Medicare | 2,528 | 18.8 | 15.6 | 13.1 |
| Medicaid | 3,115 | 23.2 | 20.7 | 20.8 |
| Other government | 249 | 1.9 | 2.1 | 2.7 |
| Blue Cross/Blue Shield | 1,659 | 12.4 | 12.3 | 10.5 |
| Other commercial | 2,458 | 18.3 | 11.4 | 9.1 |
| Managed care | 1,517 | 11.3 | 19.6 | 24.2 |
| Self pay | 1,364 | 10.2 | 8.9 | 8.4 |
| Industrial/Worker's Comp | 344 | 2.6 | 2.3 | 1.9 |
| Charity | . | . | 5.7 | 5.4 |
| Children's Health Insurance Plan | 184 | 1.4 | 1.1 | 0.7 |
| Not reported | . | . | 0.4 | 3.1 |
| LOCAL HEALTH DISTRICT | | | | |
| Bear River | 28 | 0.2 | 26.0 | 5.2 |
| Central Utah | 52 | 0.4 | 0.3 | 3.6 |
| Davis County | 29 | 0.2 | 0.6 | 8.2 |
| Salt Lake County | 176 | 1.3 | 1.5 | 36.3 |
| Southeastern Utah | 12,259 | 91.4 | 12.2 | 2.6 |
| Southwest Utah | 34 | 0.3 | 38.3 | 7.0 |
| Summit County | 3 | 0.0 | 1.1 | 0.6 |
| Tooele County | 6 | 0.0 | 0.1 | 2.0 |
| TriCounty | 59 | 0.4 | 10.6 | 3.7 |
| Utah County | 130 | 1.0 | 0.8 | 15.2 |
| Wasatch County | 1 | 0.0 | 0.1 | 0.7 |
| Weber/Morgan | 27 | 0.2 | 0.8 | 10.2 |
| Unknown Utah | 1 | 0.0 | 0.0 | 0.0 |
| Outside Utah | 413 | 3.1 | 7.2 | 4.4 |
| Unknown | 200 | 1.5 | 0.4 | 0.3 |

* All general acute care hospitals only.

Table 14
ED Outpatient Encounters - Patient Profile
January 1 to December 31, 2009

CENTRAL VALLEY MEDICAL CENTER-CAH # OF ENCOUNTERS: 4,255
PEER GROUP: Acute, rural, low CMI (n=16) COUNTY: Juab
AFFILIATION: Freestanding E.R. BEDS: 2

| Patient Profile | Encounters | | | |
|----------------------------------|------------|------------|--------|----------|
| | Hospital # | Hospital % | Peer % | State* % |
| GENDER | | | | |
| Female | 2,231 | 52.4 | 53.1 | 55.3 |
| Male | 2,024 | 47.6 | 46.9 | 44.7 |
| Unknown | . | . | 0.0 | 0.0 |
| Not reported | . | . | 0.0 | 0.0 |
| AGE | | | | |
| 1-28 days | 5 | 0.1 | 0.2 | 0.2 |
| 29-365 days | 119 | 2.8 | 3.3 | 2.5 |
| 1-4 years | 401 | 9.4 | 10.0 | 7.5 |
| 5-9 | 247 | 5.8 | 6.3 | 4.4 |
| 10-14 | 239 | 5.6 | 5.8 | 4.1 |
| 15-17 | 259 | 6.1 | 5.2 | 4.0 |
| 18-19 | 160 | 3.8 | 3.6 | 3.8 |
| 20-24 | 357 | 8.4 | 8.3 | 10.9 |
| 25-29 | 298 | 7.0 | 8.7 | 11.0 |
| 30-34 | 378 | 8.9 | 7.8 | 9.0 |
| 35-39 | 247 | 5.8 | 6.0 | 7.2 |
| 40-44 | 198 | 4.7 | 5.0 | 5.9 |
| 45-49 | 191 | 4.5 | 5.4 | 6.0 |
| 50-54 | 208 | 4.9 | 5.1 | 5.2 |
| 55-59 | 183 | 4.3 | 4.0 | 4.1 |
| 60-64 | 160 | 3.8 | 3.2 | 3.1 |
| 65-69 | 161 | 3.8 | 3.2 | 2.7 |
| 70-74 | 143 | 3.4 | 2.6 | 2.4 |
| 75-79 | 107 | 2.5 | 2.4 | 2.1 |
| 80-84 | 89 | 2.1 | 2.0 | 1.9 |
| 85-89 | 66 | 1.6 | 1.2 | 1.3 |
| 90 + | 39 | 0.9 | 0.7 | 0.6 |
| Unknown | . | . | 0.0 | 0.0 |
| DISCHARGE STATUS | | | | |
| Home self care | 3,932 | 92.4 | 95.7 | 97.3 |
| Another hospital | 13 | 0.3 | 2.9 | 1.1 |
| Skilled nursing facility | . | . | 0.0 | 0.1 |
| Intermediate care | 147 | 3.5 | 0.2 | 0.0 |
| Another type of institution | 24 | 0.6 | 0.4 | 0.6 |
| Under care of home service | 3 | 0.1 | 0.0 | 0.0 |
| Left against medical advice | 8 | 0.2 | 0.3 | 0.5 |
| Under care of a home iv provider | . | . | . | 0.0 |
| Expired | 3 | 0.1 | 0.1 | 0.1 |
| Not reported | 125 | 2.9 | 0.2 | 0.2 |
| PRIMARY PAYER | | | | |
| Medicare | 742 | 17.4 | 13.6 | 13.1 |
| Medicaid | 1,054 | 24.8 | 21.4 | 20.8 |
| Other government | 85 | 2.0 | 3.0 | 2.7 |
| Blue Cross/Blue Shield | 455 | 10.7 | 11.4 | 10.5 |
| Other commercial | 564 | 13.3 | 11.6 | 9.1 |
| Managed care | 987 | 23.2 | 20.3 | 24.2 |
| Self pay | 234 | 5.5 | 13.5 | 8.4 |
| Industrial/Worker's Comp | 92 | 2.2 | 2.4 | 1.9 |
| Charity | . | . | 1.2 | 5.4 |
| Children's Health Insurance Plan | 42 | 1.0 | 1.3 | 0.7 |
| Not reported | . | . | 0.3 | 3.1 |
| LOCAL HEALTH DISTRICT | | | | |
| Bear River | 16 | 0.4 | 7.0 | 5.2 |
| Central Utah | 3,600 | 84.6 | 29.4 | 3.6 |
| Davis County | 30 | 0.7 | 0.5 | 8.2 |
| Salt Lake County | 122 | 2.9 | 2.4 | 36.3 |
| Southeastern Utah | 16 | 0.4 | 5.3 | 2.6 |
| Southwest Utah | 33 | 0.8 | 7.4 | 7.0 |
| Summit County | 2 | 0.0 | 1.1 | 0.6 |
| Tooele County | 10 | 0.2 | 14.2 | 2.0 |
| TriCounty | 3 | 0.1 | 17.4 | 3.7 |
| Utah County | 278 | 6.5 | 1.7 | 15.2 |
| Wasatch County | 6 | 0.1 | 5.4 | 0.7 |
| Weber/Morgan | 23 | 0.5 | 0.4 | 10.2 |
| Unknown Utah | . | . | 0.0 | 0.0 |
| Outside Utah | 116 | 2.7 | 7.6 | 4.4 |
| Unknown | . | . | 0.3 | 0.3 |

* All general acute care hospitals only.

Table 14
ED Outpatient Encounters - Patient Profile
January 1 to December 31, 2009

DAVIS HOSPITAL & MEDICAL CENTER # OF ENCOUNTERS: 28,018
PEER GROUP: Acute, urban, lower medium CMI (n=6) COUNTY: Davis
AFFILIATION: IASIS Healthcare E.R. BEDS: 21

| Patient Profile | Encounters | | | |
|----------------------------------|---------------|---------------|-----------|-------------|
| | Hospital # | Hospital % | Peer % | State* % |
| GENDER | | | | |
| Female | 15,550 | 55.5 | 55.8 | 55.3 |
| Male | 12,468 | 44.5 | 44.2 | 44.7 |
| Unknown | . | . | 0.0 | 0.0 |
| Not reported | . | . | . | 0.0 |
| AGE | | | | |
| 1-28 days | 38 | 0.1 | 0.2 | 0.2 |
| 29-365 days | 601 | 2.1 | 2.5 | 2.5 |
| 1-4 years | 2,371 | 8.5 | 7.4 | 7.5 |
| 5-9 | 1,477 | 5.3 | 4.4 | 4.4 |
| 10-14 | 1,376 | 4.9 | 4.0 | 4.1 |
| 15-17 | 1,285 | 4.6 | 3.9 | 4.0 |
| 18-19 | 1,106 | 3.9 | 3.7 | 3.8 |
| 20-24 | 3,225 | 11.5 | 10.8 | 10.9 |
| 25-29 | 3,240 | 11.6 | 11.6 | 11.0 |
| 30-34 | 2,692 | 9.6 | 9.5 | 9.0 |
| 35-39 | 2,072 | 7.4 | 7.5 | 7.2 |
| 40-44 | 1,620 | 5.8 | 6.2 | 5.9 |
| 45-49 | 1,547 | 5.5 | 6.2 | 6.0 |
| 50-54 | 1,263 | 4.5 | 5.2 | 5.2 |
| 55-59 | 904 | 3.2 | 3.9 | 4.1 |
| 60-64 | 804 | 2.9 | 3.0 | 3.1 |
| 65-69 | 642 | 2.3 | 2.5 | 2.7 |
| 70-74 | 539 | 1.9 | 2.1 | 2.4 |
| 75-79 | 435 | 1.6 | 2.0 | 2.1 |
| 80-84 | 394 | 1.4 | 1.8 | 1.9 |
| 85-89 | 254 | 0.9 | 1.2 | 1.3 |
| 90 + | 133 | 0.5 | 0.6 | 0.6 |
| Unknown | . | . | 0.0 | 0.0 |
| DISCHARGE STATUS | | | | |
| Home self care | 27,212 | 97.1 | 97.0 | 97.3 |
| Another hospital | 237 | 0.8 | 1.0 | 1.1 |
| Skilled nursing facility | 27 | 0.1 | 0.1 | 0.1 |
| Intermediate care | . | . | 0.0 | 0.0 |
| Another type of institution | 286 | 1.0 | 0.9 | 0.6 |
| Under care of home service | 15 | 0.1 | 0.1 | 0.0 |
| Left against medical advice | 116 | 0.4 | 0.5 | 0.5 |
| Under care of a home iv provider | . | . | 0.0 | 0.0 |
| Expired | 49 | 0.2 | 0.2 | 0.1 |
| Not reported | 76 | 0.3 | 0.3 | 0.2 |
| PRIMARY PAYER | | | | |
| Medicare | 2,820 | 10.1 | 12.2 | 13.1 |
| Medicaid | 4,943 | 17.6 | 23.2 | 20.8 |
| Other government | 4,111 | 14.7 | 4.6 | 2.7 |
| Blue Cross/Blue Shield | 3,362 | 12.0 | 10.3 | 10.5 |
| Other commercial | 2,093 | 7.5 | 7.8 | 9.1 |
| Managed care | 6,339 | 22.6 | 21.8 | 24.2 |
| Self pay | . | . | 6.3 | 8.4 |
| Industrial/Worker's Comp | 232 | 0.8 | 1.7 | 1.9 |
| Charity | 5 | 0.0 | 3.4 | 5.4 |
| Children's Health Insurance Plan | 90 | 0.3 | 0.3 | 0.7 |
| Not reported | 4,023 | 14.4 | 8.4 | 3.1 |
| LOCAL HEALTH DISTRICT | | | | |
| Bear River | 151 | 0.5 | 0.5 | 5.2 |
| Central Utah | 14 | 0.0 | 0.5 | 3.6 |
| Davis County | 22,965 | 82.0 | 31.3 | 8.2 |
| Salt Lake County | 403 | 1.4 | 34.3 | 36.3 |
| Southeastern Utah | 8 | 0.0 | 0.1 | 2.6 |
| Southwest Utah | 30 | 0.1 | 0.2 | 7.0 |
| Summit County | 12 | 0.0 | 0.1 | 0.6 |
| Tooele County | 32 | 0.1 | 0.5 | 2.0 |
| TriCounty | 26 | 0.1 | 0.1 | 3.7 |
| Utah County | 78 | 0.3 | 11.4 | 15.2 |
| Wasatch County | . | . | 0.0 | 0.7 |
| Weber/Morgan | 3,422 | 12.2 | 17.6 | 10.2 |
| Unknown Utah | 4 | 0.0 | 0.0 | 0.0 |
| Outside Utah | 852 | 3.0 | 3.0 | 4.4 |
| Unknown | 21 | 0.1 | 0.3 | 0.3 |

* All general acute care hospitals only.

Table 14
ED Outpatient Encounters - Patient Profile
January 1 to December 31, 2009

DELTA COMMUNITY MEDICAL CENTER-CAH # OF ENCOUNTERS: 2,925
PEER GROUP: Acute, rural, low CMI (n=16) COUNTY: Millard
AFFILIATION: Intermountain Healthcare E.R. BEDS: 6

| Patient Profile | Encounters | | | |
|----------------------------------|---------------|------|-----------|-------------|
| | Hospital # | % | Peer % | State* % |
| GENDER | | | | |
| Female | 1,496 | 51.1 | 53.1 | 55.3 |
| Male | 1,429 | 48.9 | 46.9 | 44.7 |
| Unknown | . | . | 0.0 | 0.0 |
| Not reported | . | . | 0.0 | 0.0 |
| AGE | | | | |
| 1-28 days | 8 | 0.3 | 0.2 | 0.2 |
| 29-365 days | 140 | 4.8 | 3.3 | 2.5 |
| 1-4 years | 368 | 12.6 | 10.0 | 7.5 |
| 5-9 | 236 | 8.1 | 6.3 | 4.4 |
| 10-14 | 197 | 6.7 | 5.8 | 4.1 |
| 15-17 | 186 | 6.4 | 5.2 | 4.0 |
| 18-19 | 74 | 2.5 | 3.6 | 3.8 |
| 20-24 | 187 | 6.4 | 8.3 | 10.9 |
| 25-29 | 230 | 7.9 | 8.7 | 11.0 |
| 30-34 | 175 | 6.0 | 7.8 | 9.0 |
| 35-39 | 158 | 5.4 | 6.0 | 7.2 |
| 40-44 | 115 | 3.9 | 5.0 | 5.9 |
| 45-49 | 158 | 5.4 | 5.4 | 6.0 |
| 50-54 | 121 | 4.1 | 5.1 | 5.2 |
| 55-59 | 118 | 4.0 | 4.0 | 4.1 |
| 60-64 | 95 | 3.2 | 3.2 | 3.1 |
| 65-69 | 82 | 2.8 | 3.2 | 2.7 |
| 70-74 | 76 | 2.6 | 2.6 | 2.4 |
| 75-79 | 75 | 2.6 | 2.4 | 2.1 |
| 80-84 | 74 | 2.5 | 2.0 | 1.9 |
| 85-89 | 38 | 1.3 | 1.2 | 1.3 |
| 90 + | 14 | 0.5 | 0.7 | 0.6 |
| Unknown | . | . | 0.0 | 0.0 |
| DISCHARGE STATUS | | | | |
| Home self care | 2,807 | 96.0 | 95.7 | 97.3 |
| Another hospital | 109 | 3.7 | 2.9 | 1.1 |
| Skilled nursing facility | . | . | 0.0 | 0.1 |
| Intermediate care | 1 | 0.0 | 0.2 | 0.0 |
| Another type of institution | 1 | 0.0 | 0.4 | 0.6 |
| Under care of home service | . | . | 0.0 | 0.0 |
| Left against medical advice | 2 | 0.1 | 0.3 | 0.5 |
| Under care of a home iv provider | . | . | . | 0.0 |
| Expired | 5 | 0.2 | 0.1 | 0.1 |
| Not reported | . | . | 0.2 | 0.2 |
| PRIMARY PAYER | | | | |
| Medicare | 379 | 13.0 | 13.6 | 13.1 |
| Medicaid | 865 | 29.6 | 21.4 | 20.8 |
| Other government | 26 | 0.9 | 3.0 | 2.7 |
| Blue Cross/Blue Shield | 363 | 12.4 | 11.4 | 10.5 |
| Other commercial | 339 | 11.6 | 11.6 | 9.1 |
| Managed care | 385 | 13.2 | 20.3 | 24.2 |
| Self pay | 254 | 8.7 | 13.5 | 8.4 |
| Industrial/Worker's Comp | 78 | 2.7 | 2.4 | 1.9 |
| Charity | 117 | 4.0 | 1.2 | 5.4 |
| Children's Health Insurance Plan | 116 | 4.0 | 1.3 | 0.7 |
| Not reported | 3 | 0.1 | 0.3 | 3.1 |
| LOCAL HEALTH DISTRICT | | | | |
| Bear River | 5 | 0.2 | 7.0 | 5.2 |
| Central Utah | 2,590 | 88.5 | 29.4 | 3.6 |
| Davis County | 13 | 0.4 | 0.5 | 8.2 |
| Salt Lake County | 56 | 1.9 | 2.4 | 36.3 |
| Southeastern Utah | 5 | 0.2 | 5.3 | 2.6 |
| Southwest Utah | 38 | 1.3 | 7.4 | 7.0 |
| Summit County | 1 | 0.0 | 1.1 | 0.6 |
| Tooele County | 32 | 1.1 | 14.2 | 2.0 |
| TriCounty | 4 | 0.1 | 17.4 | 3.7 |
| Utah County | 46 | 1.6 | 1.7 | 15.2 |
| Wasatch County | 3 | 0.1 | 5.4 | 0.7 |
| Weber/Morgan | 11 | 0.4 | 0.4 | 10.2 |
| Unknown Utah | 1 | 0.0 | 0.0 | 0.0 |
| Outside Utah | 119 | 4.1 | 7.6 | 4.4 |
| Unknown | 1 | 0.0 | 0.3 | 0.3 |

* All general acute care hospitals only.

Table 14
ED Outpatient Encounters - Patient Profile
January 1 to December 31, 2009

DIXIE REGIONAL MEDICAL CENTER # OF ENCOUNTERS: 32,056
PEER GROUP: Acute, rural, high CMI (n=6) COUNTY: Washington
AFFILIATION: Intermountain Healthcare E.R. BEDS: 12

| Patient Profile | Encounters | | | |
|----------------------------------|---------------|---------------|-----------|-------------|
| | Hospital # | Hospital % | Peer % | State* % |
| GENDER | | | | |
| Female | 17,048 | 53.2 | 53.0 | 55.3 |
| Male | 15,005 | 46.8 | 47.0 | 44.7 |
| Unknown | 3 | 0.0 | 0.0 | 0.0 |
| Not reported | . | . | . | 0.0 |
| AGE | | | | |
| 1-28 days | 87 | 0.3 | 0.2 | 0.2 |
| 29-365 days | 940 | 2.9 | 3.1 | 2.5 |
| 1-4 years | 2,876 | 9.0 | 9.3 | 7.5 |
| 5-9 | 1,691 | 5.3 | 5.4 | 4.4 |
| 10-14 | 1,469 | 4.6 | 4.9 | 4.1 |
| 15-17 | 1,247 | 3.9 | 4.3 | 4.0 |
| 18-19 | 1,157 | 3.6 | 4.0 | 3.8 |
| 20-24 | 2,708 | 8.4 | 9.7 | 10.9 |
| 25-29 | 2,852 | 8.9 | 9.5 | 11.0 |
| 30-34 | 2,192 | 6.8 | 7.4 | 9.0 |
| 35-39 | 1,773 | 5.5 | 5.8 | 7.2 |
| 40-44 | 1,464 | 4.6 | 4.9 | 5.9 |
| 45-49 | 1,656 | 5.2 | 5.3 | 6.0 |
| 50-54 | 1,469 | 4.6 | 4.8 | 5.2 |
| 55-59 | 1,265 | 3.9 | 3.9 | 4.1 |
| 60-64 | 1,264 | 3.9 | 3.4 | 3.1 |
| 65-69 | 1,224 | 3.8 | 3.1 | 2.7 |
| 70-74 | 1,320 | 4.1 | 3.0 | 2.4 |
| 75-79 | 1,190 | 3.7 | 2.8 | 2.1 |
| 80-84 | 1,098 | 3.4 | 2.5 | 1.9 |
| 85-89 | 760 | 2.4 | 1.7 | 1.3 |
| 90 + | 333 | 1.0 | 0.8 | 0.6 |
| Unknown | 21 | 0.1 | 0.0 | 0.0 |
| DISCHARGE STATUS | | | | |
| Home self care | 31,478 | 98.2 | 97.7 | 97.3 |
| Another hospital | 121 | 0.4 | 1.1 | 1.1 |
| Skilled nursing facility | 124 | 0.4 | 0.2 | 0.1 |
| Intermediate care | 1 | 0.0 | 0.0 | 0.0 |
| Another type of institution | 14 | 0.0 | 0.3 | 0.6 |
| Under care of home service | . | . | 0.0 | 0.0 |
| Left against medical advice | 252 | 0.8 | 0.5 | 0.5 |
| Under care of a home iv provider | . | . | . | 0.0 |
| Expired | 66 | 0.2 | 0.2 | 0.1 |
| Not reported | . | . | 0.0 | 0.2 |
| PRIMARY PAYER | | | | |
| Medicare | 5,742 | 17.9 | 15.6 | 13.1 |
| Medicaid | 6,399 | 20.0 | 20.7 | 20.8 |
| Other government | 642 | 2.0 | 2.1 | 2.7 |
| Blue Cross/Blue Shield | 2,993 | 9.3 | 12.3 | 10.5 |
| Other commercial | 3,089 | 9.6 | 11.4 | 9.1 |
| Managed care | 6,562 | 20.5 | 19.6 | 24.2 |
| Self pay | 1,578 | 4.9 | 8.9 | 8.4 |
| Industrial/Worker's Comp | 572 | 1.8 | 2.3 | 1.9 |
| Charity | 3,915 | 12.2 | 5.7 | 5.4 |
| Children's Health Insurance Plan | 339 | 1.1 | 1.1 | 0.7 |
| Not reported | 225 | 0.7 | 0.4 | 3.1 |
| LOCAL HEALTH DISTRICT | | | | |
| Bear River | 88 | 0.3 | 26.0 | 5.2 |
| Central Utah | 123 | 0.4 | 0.3 | 3.6 |
| Davis County | 194 | 0.6 | 0.6 | 8.2 |
| Salt Lake County | 587 | 1.8 | 1.5 | 36.3 |
| Southeastern Utah | 31 | 0.1 | 12.2 | 2.6 |
| Southwest Utah | 27,226 | 84.9 | 38.3 | 7.0 |
| Summit County | 22 | 0.1 | 1.1 | 0.6 |
| Tooele County | 32 | 0.1 | 0.1 | 2.0 |
| TriCounty | 28 | 0.1 | 10.6 | 3.7 |
| Utah County | 335 | 1.0 | 0.8 | 15.2 |
| Wasatch County | 19 | 0.1 | 0.1 | 0.7 |
| Weber/Morgan | 116 | 0.4 | 0.8 | 10.2 |
| Unknown Utah | 2 | 0.0 | 0.0 | 0.0 |
| Outside Utah | 3,141 | 9.8 | 7.2 | 4.4 |
| Unknown | 112 | 0.3 | 0.4 | 0.3 |

* All general acute care hospitals only.

Table 14
ED Outpatient Encounters - Patient Profile
January 1 to December 31, 2009

FILLMORE COMMUNITY MEDICAL CENTER-CAH # OF ENCOUNTERS: 1,389
PEER GROUP: Acute, rural, low CMI (n=16) COUNTY: Millard
AFFILIATION: Intermountain Healthcare E.R. BEDS: 3

| Patient Profile | Encounters | | | |
|----------------------------------|------------|------------|--------|----------|
| | Hospital # | Hospital % | Peer % | State* % |
| GENDER | | | | |
| Female | 699 | 50.3 | 53.1 | 55.3 |
| Male | 690 | 49.7 | 46.9 | 44.7 |
| Unknown | . | . | 0.0 | 0.0 |
| Not reported | . | . | 0.0 | 0.0 |
| AGE | | | | |
| 1-28 days | 1 | 0.1 | 0.2 | 0.2 |
| 29-365 days | 38 | 2.7 | 3.3 | 2.5 |
| 1-4 years | 139 | 10.0 | 10.0 | 7.5 |
| 5-9 | 91 | 6.6 | 6.3 | 4.4 |
| 10-14 | 73 | 5.3 | 5.8 | 4.1 |
| 15-17 | 88 | 6.3 | 5.2 | 4.0 |
| 18-19 | 35 | 2.5 | 3.6 | 3.8 |
| 20-24 | 79 | 5.7 | 8.3 | 10.9 |
| 25-29 | 84 | 6.0 | 8.7 | 11.0 |
| 30-34 | 102 | 7.3 | 7.8 | 9.0 |
| 35-39 | 97 | 7.0 | 6.0 | 7.2 |
| 40-44 | 62 | 4.5 | 5.0 | 5.9 |
| 45-49 | 58 | 4.2 | 5.4 | 6.0 |
| 50-54 | 91 | 6.6 | 5.1 | 5.2 |
| 55-59 | 65 | 4.7 | 4.0 | 4.1 |
| 60-64 | 63 | 4.5 | 3.2 | 3.1 |
| 65-69 | 65 | 4.7 | 3.2 | 2.7 |
| 70-74 | 46 | 3.3 | 2.6 | 2.4 |
| 75-79 | 36 | 2.6 | 2.4 | 2.1 |
| 80-84 | 38 | 2.7 | 2.0 | 1.9 |
| 85-89 | 30 | 2.2 | 1.2 | 1.3 |
| 90 + | 8 | 0.6 | 0.7 | 0.6 |
| Unknown | . | . | 0.0 | 0.0 |
| DISCHARGE STATUS | | | | |
| Home self care | 1,304 | 93.9 | 95.7 | 97.3 |
| Another hospital | 69 | 5.0 | 2.9 | 1.1 |
| Skilled nursing facility | . | . | 0.0 | 0.1 |
| Intermediate care | . | . | 0.2 | 0.0 |
| Another type of institution | 1 | 0.1 | 0.4 | 0.6 |
| Under care of home service | . | . | 0.0 | 0.0 |
| Left against medical advice | 8 | 0.6 | 0.3 | 0.5 |
| Under care of a home iv provider | . | . | . | 0.0 |
| Expired | 7 | 0.5 | 0.1 | 0.1 |
| Not reported | . | . | 0.2 | 0.2 |
| PRIMARY PAYER | | | | |
| Medicare | 248 | 17.9 | 13.6 | 13.1 |
| Medicaid | 289 | 20.8 | 21.4 | 20.8 |
| Other government | 33 | 2.4 | 3.0 | 2.7 |
| Blue Cross/Blue Shield | 169 | 12.2 | 11.4 | 10.5 |
| Other commercial | 139 | 10.0 | 11.6 | 9.1 |
| Managed care | 325 | 23.4 | 20.3 | 24.2 |
| Self pay | 90 | 6.5 | 13.5 | 8.4 |
| Industrial/Worker's Comp | 35 | 2.5 | 2.4 | 1.9 |
| Charity | 41 | 3.0 | 1.2 | 5.4 |
| Children's Health Insurance Plan | 13 | 0.9 | 1.3 | 0.7 |
| Not reported | 7 | 0.5 | 0.3 | 3.1 |
| LOCAL HEALTH DISTRICT | | | | |
| Bear River | 7 | 0.5 | 7.0 | 5.2 |
| Central Utah | 1,094 | 78.8 | 29.4 | 3.6 |
| Davis County | 4 | 0.3 | 0.5 | 8.2 |
| Salt Lake County | 49 | 3.5 | 2.4 | 36.3 |
| Southeastern Utah | 1 | 0.1 | 5.3 | 2.6 |
| Southwest Utah | 52 | 3.7 | 7.4 | 7.0 |
| Summit County | . | . | 1.1 | 0.6 |
| Tooele County | 5 | 0.4 | 14.2 | 2.0 |
| TriCounty | 4 | 0.3 | 17.4 | 3.7 |
| Utah County | 55 | 4.0 | 1.7 | 15.2 |
| Wasatch County | 2 | 0.1 | 5.4 | 0.7 |
| Weber/Morgan | 12 | 0.9 | 0.4 | 10.2 |
| Unknown Utah | . | . | 0.0 | 0.0 |
| Outside Utah | 100 | 7.2 | 7.6 | 4.4 |
| Unknown | 4 | 0.3 | 0.3 | 0.3 |

* All general acute care hospitals only.

Table 14
ED Outpatient Encounters - Patient Profile
January 1 to December 31, 2009

GARFIELD MEMORIAL HOSPITAL # OF ENCOUNTERS: 1,887
PEER GROUP: Acute, rural, low CMI (n=16) COUNTY: Garfield
AFFILIATION: Intermountain Healthcare E.R. BEDS: 2

| Patient Profile | Encounters | | | |
|----------------------------------|------------|------------|--------|----------|
| | Hospital # | Hospital % | Peer % | State* % |
| GENDER | | | | |
| Female | 953 | 50.5 | 53.1 | 55.3 |
| Male | 934 | 49.5 | 46.9 | 44.7 |
| Unknown | . | . | 0.0 | 0.0 |
| Not reported | . | . | 0.0 | 0.0 |
| AGE | | | | |
| 1-28 days | 3 | 0.2 | 0.2 | 0.2 |
| 29-365 days | 51 | 2.7 | 3.3 | 2.5 |
| 1-4 years | 173 | 9.2 | 10.0 | 7.5 |
| 5-9 | 125 | 6.6 | 6.3 | 4.4 |
| 10-14 | 141 | 7.5 | 5.8 | 4.1 |
| 15-17 | 106 | 5.6 | 5.2 | 4.0 |
| 18-19 | 55 | 2.9 | 3.6 | 3.8 |
| 20-24 | 95 | 5.0 | 8.3 | 10.9 |
| 25-29 | 101 | 5.4 | 8.7 | 11.0 |
| 30-34 | 109 | 5.8 | 7.8 | 9.0 |
| 35-39 | 97 | 5.1 | 6.0 | 7.2 |
| 40-44 | 72 | 3.8 | 5.0 | 5.9 |
| 45-49 | 115 | 6.1 | 5.4 | 6.0 |
| 50-54 | 114 | 6.0 | 5.1 | 5.2 |
| 55-59 | 116 | 6.1 | 4.0 | 4.1 |
| 60-64 | 89 | 4.7 | 3.2 | 3.1 |
| 65-69 | 102 | 5.4 | 3.2 | 2.7 |
| 70-74 | 70 | 3.7 | 2.6 | 2.4 |
| 75-79 | 56 | 3.0 | 2.4 | 2.1 |
| 80-84 | 57 | 3.0 | 2.0 | 1.9 |
| 85-89 | 24 | 1.3 | 1.2 | 1.3 |
| 90 + | 16 | 0.8 | 0.7 | 0.6 |
| Unknown | . | . | 0.0 | 0.0 |
| DISCHARGE STATUS | | | | |
| Home self care | 1,808 | 95.8 | 95.7 | 97.3 |
| Another hospital | 48 | 2.5 | 2.9 | 1.1 |
| Skilled nursing facility | . | . | 0.0 | 0.1 |
| Intermediate care | 3 | 0.2 | 0.2 | 0.0 |
| Another type of institution | 3 | 0.2 | 0.4 | 0.6 |
| Under care of home service | 21 | 1.1 | 0.0 | 0.0 |
| Left against medical advice | 2 | 0.1 | 0.3 | 0.5 |
| Under care of a home iv provider | . | . | . | 0.0 |
| Expired | 2 | 0.1 | 0.1 | 0.1 |
| Not reported | . | . | 0.2 | 0.2 |
| PRIMARY PAYER | | | | |
| Medicare | 320 | 17.0 | 13.6 | 13.1 |
| Medicaid | 310 | 16.4 | 21.4 | 20.8 |
| Other government | 15 | 0.8 | 3.0 | 2.7 |
| Blue Cross/Blue Shield | 216 | 11.4 | 11.4 | 10.5 |
| Other commercial | 217 | 11.5 | 11.6 | 9.1 |
| Managed care | 438 | 23.2 | 20.3 | 24.2 |
| Self pay | 224 | 11.9 | 13.5 | 8.4 |
| Industrial/Worker's Comp | 52 | 2.8 | 2.4 | 1.9 |
| Charity | 73 | 3.9 | 1.2 | 5.4 |
| Children's Health Insurance Plan | 21 | 1.1 | 1.3 | 0.7 |
| Not reported | 1 | 0.1 | 0.3 | 3.1 |
| LOCAL HEALTH DISTRICT | | | | |
| Bear River | 3 | 0.2 | 7.0 | 5.2 |
| Central Utah | 173 | 9.2 | 29.4 | 3.6 |
| Davis County | 11 | 0.6 | 0.5 | 8.2 |
| Salt Lake County | 48 | 2.5 | 2.4 | 36.3 |
| Southeastern Utah | 5 | 0.3 | 5.3 | 2.6 |
| Southwest Utah | 1,093 | 57.9 | 7.4 | 7.0 |
| Summit County | 2 | 0.1 | 1.1 | 0.6 |
| Tooele County | 2 | 0.1 | 14.2 | 2.0 |
| TriCounty | 4 | 0.2 | 17.4 | 3.7 |
| Utah County | 24 | 1.3 | 1.7 | 15.2 |
| Wasatch County | 1 | 0.1 | 5.4 | 0.7 |
| Weber/Morgan | 7 | 0.4 | 0.4 | 10.2 |
| Unknown Utah | . | . | 0.0 | 0.0 |
| Outside Utah | 410 | 21.7 | 7.6 | 4.4 |
| Unknown | 104 | 5.5 | 0.3 | 0.3 |

* All general acute care hospitals only.

Table 14
ED Outpatient Encounters - Patient Profile
January 1 to December 31, 2009

GUNNISON VALLEY HOSPITAL (CAH) # OF ENCOUNTERS: 4,243
PEER GROUP: Acute, rural, low CMI (n=16) COUNTY: Sanpete
AFFILIATION: Freestanding E.R. BEDS: 3

| Patient Profile | Encounters | | | |
|----------------------------------|------------|------------|--------|----------|
| | Hospital # | Hospital % | Peer % | State* % |
| GENDER | | | | |
| Female | 2,349 | 55.4 | 53.1 | 55.3 |
| Male | 1,894 | 44.6 | 46.9 | 44.7 |
| Unknown | . | . | 0.0 | 0.0 |
| Not reported | . | . | 0.0 | 0.0 |
| AGE | | | | |
| 1-28 days | 15 | 0.4 | 0.2 | 0.2 |
| 29-365 days | 179 | 4.2 | 3.3 | 2.5 |
| 1-4 years | 577 | 13.6 | 10.0 | 7.5 |
| 5-9 | 338 | 8.0 | 6.3 | 4.4 |
| 10-14 | 270 | 6.4 | 5.8 | 4.1 |
| 15-17 | 232 | 5.5 | 5.2 | 4.0 |
| 18-19 | 157 | 3.7 | 3.6 | 3.8 |
| 20-24 | 337 | 7.9 | 8.3 | 10.9 |
| 25-29 | 352 | 8.3 | 8.7 | 11.0 |
| 30-34 | 296 | 7.0 | 7.8 | 9.0 |
| 35-39 | 196 | 4.6 | 6.0 | 7.2 |
| 40-44 | 162 | 3.8 | 5.0 | 5.9 |
| 45-49 | 192 | 4.5 | 5.4 | 6.0 |
| 50-54 | 226 | 5.3 | 5.1 | 5.2 |
| 55-59 | 124 | 2.9 | 4.0 | 4.1 |
| 60-64 | 105 | 2.5 | 3.2 | 3.1 |
| 65-69 | 113 | 2.7 | 3.2 | 2.7 |
| 70-74 | 125 | 2.9 | 2.6 | 2.4 |
| 75-79 | 89 | 2.1 | 2.4 | 2.1 |
| 80-84 | 86 | 2.0 | 2.0 | 1.9 |
| 85-89 | 47 | 1.1 | 1.2 | 1.3 |
| 90 + | 25 | 0.6 | 0.7 | 0.6 |
| Unknown | . | . | 0.0 | 0.0 |
| DISCHARGE STATUS | | | | |
| Home self care | 4,234 | 99.8 | 95.7 | 97.3 |
| Another hospital | 4 | 0.1 | 2.9 | 1.1 |
| Skilled nursing facility | 4 | 0.1 | 0.0 | 0.1 |
| Intermediate care | . | . | 0.2 | 0.0 |
| Another type of institution | . | . | 0.4 | 0.6 |
| Under care of home service | . | . | 0.0 | 0.0 |
| Left against medical advice | . | . | 0.3 | 0.5 |
| Under care of a home iv provider | . | . | . | 0.0 |
| Expired | 1 | 0.0 | 0.1 | 0.1 |
| Not reported | . | . | 0.2 | 0.2 |
| PRIMARY PAYER | | | | |
| Medicare | 521 | 12.3 | 13.6 | 13.1 |
| Medicaid | 1,017 | 24.0 | 21.4 | 20.8 |
| Other government | 77 | 1.8 | 3.0 | 2.7 |
| Blue Cross/Blue Shield | 292 | 6.9 | 11.4 | 10.5 |
| Other commercial | 451 | 10.6 | 11.6 | 9.1 |
| Managed care | 1,115 | 26.3 | 20.3 | 24.2 |
| Self pay | 582 | 13.7 | 13.5 | 8.4 |
| Industrial/Worker's Comp | 65 | 1.5 | 2.4 | 1.9 |
| Charity | . | . | 1.2 | 5.4 |
| Children's Health Insurance Plan | 123 | 2.9 | 1.3 | 0.7 |
| Not reported | . | . | 0.3 | 3.1 |
| LOCAL HEALTH DISTRICT | | | | |
| Bear River | 4 | 0.1 | 7.0 | 5.2 |
| Central Utah | 3,959 | 93.3 | 29.4 | 3.6 |
| Davis County | 8 | 0.2 | 0.5 | 8.2 |
| Salt Lake County | 77 | 1.8 | 2.4 | 36.3 |
| Southeastern Utah | 33 | 0.8 | 5.3 | 2.6 |
| Southwest Utah | 32 | 0.8 | 7.4 | 7.0 |
| Summit County | 2 | 0.0 | 1.1 | 0.6 |
| Tooele County | 4 | 0.1 | 14.2 | 2.0 |
| TriCounty | 4 | 0.1 | 17.4 | 3.7 |
| Utah County | 47 | 1.1 | 1.7 | 15.2 |
| Wasatch County | 1 | 0.0 | 5.4 | 0.7 |
| Weber/Morgan | 6 | 0.1 | 0.4 | 10.2 |
| Unknown Utah | . | . | 0.0 | 0.0 |
| Outside Utah | 66 | 1.6 | 7.6 | 4.4 |
| Unknown | . | . | 0.3 | 0.3 |

* All general acute care hospitals only.

Table 14
ED Outpatient Encounters - Patient Profile
January 1 to December 31, 2009

HEBER VALLEY MEDICAL CENTER (CAH) # OF ENCOUNTERS: 5,805
PEER GROUP: Acute, rural, low CMI (n=16) COUNTY: Wasatch
AFFILIATION: Intermountain Healthcare E.R. BEDS: 5

| Patient Profile | Encounters | | | |
|----------------------------------|------------|------------|--------|----------|
| | Hospital # | Hospital % | Peer % | State* % |
| GENDER | | | | |
| Female | 3,025 | 52.1 | 53.1 | 55.3 |
| Male | 2,780 | 47.9 | 46.9 | 44.7 |
| Unknown | . | . | 0.0 | 0.0 |
| Not reported | . | . | 0.0 | 0.0 |
| AGE | | | | |
| 1-28 days | 16 | 0.3 | 0.2 | 0.2 |
| 29-365 days | 178 | 3.1 | 3.3 | 2.5 |
| 1-4 years | 576 | 9.9 | 10.0 | 7.5 |
| 5-9 | 376 | 6.5 | 6.3 | 4.4 |
| 10-14 | 370 | 6.4 | 5.8 | 4.1 |
| 15-17 | 297 | 5.1 | 5.2 | 4.0 |
| 18-19 | 173 | 3.0 | 3.6 | 3.8 |
| 20-24 | 428 | 7.4 | 8.3 | 10.9 |
| 25-29 | 475 | 8.2 | 8.7 | 11.0 |
| 30-34 | 425 | 7.3 | 7.8 | 9.0 |
| 35-39 | 422 | 7.3 | 6.0 | 7.2 |
| 40-44 | 320 | 5.5 | 5.0 | 5.9 |
| 45-49 | 323 | 5.6 | 5.4 | 6.0 |
| 50-54 | 314 | 5.4 | 5.1 | 5.2 |
| 55-59 | 229 | 3.9 | 4.0 | 4.1 |
| 60-64 | 202 | 3.5 | 3.2 | 3.1 |
| 65-69 | 157 | 2.7 | 3.2 | 2.7 |
| 70-74 | 150 | 2.6 | 2.6 | 2.4 |
| 75-79 | 141 | 2.4 | 2.4 | 2.1 |
| 80-84 | 118 | 2.0 | 2.0 | 1.9 |
| 85-89 | 61 | 1.1 | 1.2 | 1.3 |
| 90 + | 54 | 0.9 | 0.7 | 0.6 |
| Unknown | . | . | 0.0 | 0.0 |
| DISCHARGE STATUS | | | | |
| Home self care | 5,654 | 97.4 | 95.7 | 97.3 |
| Another hospital | 106 | 1.8 | 2.9 | 1.1 |
| Skilled nursing facility | . | . | 0.0 | 0.1 |
| Intermediate care | 2 | 0.0 | 0.2 | 0.0 |
| Another type of institution | 24 | 0.4 | 0.4 | 0.6 |
| Under care of home service | . | . | 0.0 | 0.0 |
| Left against medical advice | 14 | 0.2 | 0.3 | 0.5 |
| Under care of a home iv provider | . | . | . | 0.0 |
| Expired | 5 | 0.1 | 0.1 | 0.1 |
| Not reported | . | . | 0.2 | 0.2 |
| PRIMARY PAYER | | | | |
| Medicare | 766 | 13.2 | 13.6 | 13.1 |
| Medicaid | 909 | 15.7 | 21.4 | 20.8 |
| Other government | 81 | 1.4 | 3.0 | 2.7 |
| Blue Cross/Blue Shield | 665 | 11.5 | 11.4 | 10.5 |
| Other commercial | 467 | 8.0 | 11.6 | 9.1 |
| Managed care | 1,801 | 31.0 | 20.3 | 24.2 |
| Self pay | 600 | 10.3 | 13.5 | 8.4 |
| Industrial/Worker's Comp | 133 | 2.3 | 2.4 | 1.9 |
| Charity | 276 | 4.8 | 1.2 | 5.4 |
| Children's Health Insurance Plan | 100 | 1.7 | 1.3 | 0.7 |
| Not reported | 7 | 0.1 | 0.3 | 3.1 |
| LOCAL HEALTH DISTRICT | | | | |
| Bear River | 21 | 0.4 | 7.0 | 5.2 |
| Central Utah | 15 | 0.3 | 29.4 | 3.6 |
| Davis County | 62 | 1.1 | 0.5 | 8.2 |
| Salt Lake County | 338 | 5.8 | 2.4 | 36.3 |
| Southeastern Utah | 8 | 0.1 | 5.3 | 2.6 |
| Southwest Utah | 26 | 0.4 | 7.4 | 7.0 |
| Summit County | 708 | 12.2 | 1.1 | 0.6 |
| Tooele County | 16 | 0.3 | 14.2 | 2.0 |
| TriCounty | 161 | 2.8 | 17.4 | 3.7 |
| Utah County | 230 | 4.0 | 1.7 | 15.2 |
| Wasatch County | 3,837 | 66.1 | 5.4 | 0.7 |
| Weber/Morgan | 41 | 0.7 | 0.4 | 10.2 |
| Unknown Utah | 4 | 0.1 | 0.0 | 0.0 |
| Outside Utah | 316 | 5.4 | 7.6 | 4.4 |
| Unknown | 22 | 0.4 | 0.3 | 0.3 |

* All general acute care hospitals only.

Table 14
ED Outpatient Encounters - Patient Profile
January 1 to December 31, 2009

INTERMOUNTAIN MEDICAL CENTER # OF ENCOUNTERS: 70,876
PEER GROUP: Acute, urban, high CMI (n=3) COUNTY: Salt Lake
AFFILIATION: Intermountain Healthcare E.R. BEDS: 54

| Patient Profile | Encounters | | | |
|----------------------------------|---------------|---------------|-----------|-------------|
| | Hospital # | Hospital % | Peer % | State* % |
| GENDER | | | | |
| Female | 40,950 | 57.8 | 56.4 | 55.3 |
| Male | 29,926 | 42.2 | 43.6 | 44.7 |
| Unknown | . | . | . | 0.0 |
| Not reported | . | . | . | 0.0 |
| AGE | | | | |
| 1-28 days | 66 | 0.1 | 0.1 | 0.2 |
| 29-365 days | 1,220 | 1.7 | 1.3 | 2.5 |
| 1-4 years | 3,400 | 4.8 | 3.6 | 7.5 |
| 5-9 | 1,941 | 2.7 | 2.1 | 4.4 |
| 10-14 | 1,985 | 2.8 | 2.3 | 4.1 |
| 15-17 | 2,276 | 3.2 | 2.9 | 4.0 |
| 18-19 | 2,477 | 3.5 | 3.8 | 3.8 |
| 20-24 | 8,453 | 11.9 | 12.5 | 10.9 |
| 25-29 | 8,752 | 12.3 | 12.9 | 11.0 |
| 30-34 | 7,049 | 9.9 | 10.4 | 9.0 |
| 35-39 | 5,736 | 8.1 | 8.6 | 7.2 |
| 40-44 | 4,809 | 6.8 | 7.2 | 5.9 |
| 45-49 | 4,973 | 7.0 | 7.4 | 6.0 |
| 50-54 | 4,333 | 6.1 | 6.5 | 5.2 |
| 55-59 | 3,434 | 4.8 | 5.0 | 4.1 |
| 60-64 | 2,388 | 3.4 | 3.4 | 3.1 |
| 65-69 | 2,024 | 2.9 | 2.8 | 2.7 |
| 70-74 | 1,726 | 2.4 | 2.3 | 2.4 |
| 75-79 | 1,453 | 2.1 | 1.9 | 2.1 |
| 80-84 | 1,221 | 1.7 | 1.6 | 1.9 |
| 85-89 | 795 | 1.1 | 1.1 | 1.3 |
| 90 + | 365 | 0.5 | 0.5 | 0.6 |
| Unknown | . | . | . | 0.0 |
| DISCHARGE STATUS | | | | |
| Home self care | 69,417 | 97.9 | 98.4 | 97.3 |
| Another hospital | 340 | 0.5 | 0.3 | 1.1 |
| Skilled nursing facility | 85 | 0.1 | 0.1 | 0.1 |
| Intermediate care | 7 | 0.0 | 0.0 | 0.0 |
| Another type of institution | 625 | 0.9 | 0.6 | 0.6 |
| Under care of home service | 5 | 0.0 | 0.0 | 0.0 |
| Left against medical advice | 301 | 0.4 | 0.4 | 0.5 |
| Under care of a home iv provider | . | . | . | 0.0 |
| Expired | 78 | 0.1 | 0.1 | 0.1 |
| Not reported | 18 | 0.0 | 0.1 | 0.2 |
| PRIMARY PAYER | | | | |
| Medicare | 8,847 | 12.5 | 12.8 | 13.1 |
| Medicaid | 11,966 | 16.9 | 17.3 | 20.8 |
| Other government | 887 | 1.3 | 1.4 | 2.7 |
| Blue Cross/Blue Shield | 3,938 | 5.6 | 8.7 | 10.5 |
| Other commercial | 5,659 | 8.0 | 8.2 | 9.1 |
| Managed care | 23,922 | 33.8 | 28.5 | 24.2 |
| Self pay | 5,602 | 7.9 | 12.3 | 8.4 |
| Industrial/Worker's Comp | 1,180 | 1.7 | 2.0 | 1.9 |
| Charity | 8,125 | 11.5 | 8.1 | 5.4 |
| Children's Health Insurance Plan | 256 | 0.4 | 0.3 | 0.7 |
| Not reported | 494 | 0.7 | 0.5 | 3.1 |
| LOCAL HEALTH DISTRICT | | | | |
| Bear River | 111 | 0.2 | 0.2 | 5.2 |
| Central Utah | 119 | 0.2 | 0.2 | 3.6 |
| Davis County | 1,339 | 1.9 | 2.9 | 8.2 |
| Salt Lake County | 64,479 | 91.0 | 86.2 | 36.3 |
| Southeastern Utah | 76 | 0.1 | 0.2 | 2.6 |
| Southwest Utah | 161 | 0.2 | 0.2 | 7.0 |
| Summit County | 542 | 0.8 | 1.3 | 0.6 |
| Tooele County | 613 | 0.9 | 1.2 | 2.0 |
| TriCounty | 111 | 0.2 | 0.3 | 3.7 |
| Utah County | 1,138 | 1.6 | 1.7 | 15.2 |
| Wasatch County | 94 | 0.1 | 0.2 | 0.7 |
| Weber/Morgan | 273 | 0.4 | 0.7 | 10.2 |
| Unknown Utah | 8 | 0.0 | 0.0 | 0.0 |
| Outside Utah | 1,683 | 2.4 | 4.5 | 4.4 |
| Unknown | 129 | 0.2 | 0.1 | 0.3 |

* All general acute care hospitals only.

Table 14
ED Outpatient Encounters - Patient Profile
January 1 to December 31, 2009

JORDAN VALLEY MEDICAL CENTER # OF ENCOUNTERS: 30,330
PEER GROUP: Acute, urban, low CMI (n=5) COUNTY: Salt Lake
AFFILIATION: IASIS Healthcare E.R. BEDS: 10

| Patient Profile | Encounters | | | |
|----------------------------------|---------------|---------------|-----------|-------------|
| | Hospital # | Hospital % | Peer % | State* % |
| GENDER | | | | |
| Female | 17,306 | 57.1 | 56.1 | 55.3 |
| Male | 13,024 | 42.9 | 43.9 | 44.7 |
| Unknown | . | . | . | 0.0 |
| Not reported | . | . | . | 0.0 |
| AGE | | | | |
| 1-28 days | 92 | 0.3 | 0.2 | 0.2 |
| 29-365 days | 1,110 | 3.7 | 2.7 | 2.5 |
| 1-4 years | 2,949 | 9.7 | 8.9 | 7.5 |
| 5-9 | 1,668 | 5.5 | 5.3 | 4.4 |
| 10-14 | 1,469 | 4.8 | 5.0 | 4.1 |
| 15-17 | 1,426 | 4.7 | 4.5 | 4.0 |
| 18-19 | 1,135 | 3.7 | 3.6 | 3.8 |
| 20-24 | 3,326 | 11.0 | 10.5 | 10.9 |
| 25-29 | 3,534 | 11.7 | 11.3 | 11.0 |
| 30-34 | 3,137 | 10.3 | 9.9 | 9.0 |
| 35-39 | 2,491 | 8.2 | 7.8 | 7.2 |
| 40-44 | 1,723 | 5.7 | 5.9 | 5.9 |
| 45-49 | 1,616 | 5.3 | 5.3 | 6.0 |
| 50-54 | 1,221 | 4.0 | 4.4 | 5.2 |
| 55-59 | 945 | 3.1 | 3.4 | 4.1 |
| 60-64 | 621 | 2.0 | 2.5 | 3.1 |
| 65-69 | 590 | 1.9 | 2.4 | 2.7 |
| 70-74 | 375 | 1.2 | 1.9 | 2.4 |
| 75-79 | 324 | 1.1 | 1.7 | 2.1 |
| 80-84 | 275 | 0.9 | 1.4 | 1.9 |
| 85-89 | 209 | 0.7 | 1.1 | 1.3 |
| 90 + | 94 | 0.3 | 0.4 | 0.6 |
| Unknown | . | . | . | 0.0 |
| DISCHARGE STATUS | | | | |
| Home self care | 29,259 | 96.5 | 97.0 | 97.3 |
| Another hospital | 212 | 0.7 | 1.5 | 1.1 |
| Skilled nursing facility | 11 | 0.0 | 0.0 | 0.1 |
| Intermediate care | 3 | 0.0 | 0.0 | 0.0 |
| Another type of institution | 362 | 1.2 | 0.7 | 0.6 |
| Under care of home service | 20 | 0.1 | 0.0 | 0.0 |
| Left against medical advice | 90 | 0.3 | 0.2 | 0.5 |
| Under care of a home iv provider | . | . | . | 0.0 |
| Expired | 48 | 0.2 | 0.1 | 0.1 |
| Not reported | 325 | 1.1 | 0.3 | 0.2 |
| PRIMARY PAYER | | | | |
| Medicare | 2,384 | 7.9 | 10.2 | 13.1 |
| Medicaid | 6,690 | 22.1 | 18.6 | 20.8 |
| Other government | 711 | 2.3 | 2.2 | 2.7 |
| Blue Cross/Blue Shield | 5,043 | 16.6 | 11.4 | 10.5 |
| Other commercial | 3,911 | 12.9 | 9.2 | 9.1 |
| Managed care | 6,163 | 20.3 | 30.8 | 24.2 |
| Self pay | . | . | 6.3 | 8.4 |
| Industrial/Worker's Comp | 231 | 0.8 | 1.5 | 1.9 |
| Charity | 73 | 0.2 | 4.2 | 5.4 |
| Children's Health Insurance Plan | 304 | 1.0 | 0.9 | 0.7 |
| Not reported | 4,820 | 15.9 | 4.6 | 3.1 |
| LOCAL HEALTH DISTRICT | | | | |
| Bear River | 25 | 0.1 | 0.1 | 5.2 |
| Central Utah | 30 | 0.1 | 0.2 | 3.6 |
| Davis County | 162 | 0.5 | 0.4 | 8.2 |
| Salt Lake County | 28,408 | 93.7 | 52.3 | 36.3 |
| Southeastern Utah | 27 | 0.1 | 0.2 | 2.6 |
| Southwest Utah | 45 | 0.1 | 0.2 | 7.0 |
| Summit County | 28 | 0.1 | 0.1 | 0.6 |
| Tooele County | 131 | 0.4 | 0.2 | 2.0 |
| TriCounty | 26 | 0.1 | 0.1 | 3.7 |
| Utah County | 656 | 2.2 | 42.9 | 15.2 |
| Wasatch County | 8 | 0.0 | 0.1 | 0.7 |
| Weber/Morgan | 47 | 0.2 | 0.1 | 10.2 |
| Unknown Utah | 1 | 0.0 | 0.0 | 0.0 |
| Outside Utah | 705 | 2.3 | 2.8 | 4.4 |
| Unknown | 31 | 0.1 | 0.2 | 0.3 |

* All general acute care hospitals only.

Table 14
ED Outpatient Encounters - Patient Profile
January 1 to December 31, 2009

KANE COUNTY HOSPITAL # OF ENCOUNTERS: 2,704
PEER GROUP: Acute, rural, low CMI (n=16) COUNTY: Kane
AFFILIATION: Management E.R. BEDS: 1

| Patient Profile | Encounters | | | |
|----------------------------------|---------------|---------------|-----------|-------------|
| | Hospital # | Hospital % | Peer % | State* % |
| GENDER | | | | |
| Female | 1,416 | 52.4 | 53.1 | 55.3 |
| Male | 1,288 | 47.6 | 46.9 | 44.7 |
| Unknown | . | . | 0.0 | 0.0 |
| Not reported | . | . | 0.0 | 0.0 |
| AGE | | | | |
| 1-28 days | 4 | 0.1 | 0.2 | 0.2 |
| 29-365 days | 38 | 1.4 | 3.3 | 2.5 |
| 1-4 years | 193 | 7.1 | 10.0 | 7.5 |
| 5-9 | 100 | 3.7 | 6.3 | 4.4 |
| 10-14 | 134 | 5.0 | 5.8 | 4.1 |
| 15-17 | 138 | 5.1 | 5.2 | 4.0 |
| 18-19 | 88 | 3.3 | 3.6 | 3.8 |
| 20-24 | 219 | 8.1 | 8.3 | 10.9 |
| 25-29 | 169 | 6.3 | 8.7 | 11.0 |
| 30-34 | 150 | 5.5 | 7.8 | 9.0 |
| 35-39 | 134 | 5.0 | 6.0 | 7.2 |
| 40-44 | 119 | 4.4 | 5.0 | 5.9 |
| 45-49 | 141 | 5.2 | 5.4 | 6.0 |
| 50-54 | 155 | 5.7 | 5.1 | 5.2 |
| 55-59 | 181 | 6.7 | 4.0 | 4.1 |
| 60-64 | 155 | 5.7 | 3.2 | 3.1 |
| 65-69 | 178 | 6.6 | 3.2 | 2.7 |
| 70-74 | 122 | 4.5 | 2.6 | 2.4 |
| 75-79 | 113 | 4.2 | 2.4 | 2.1 |
| 80-84 | 90 | 3.3 | 2.0 | 1.9 |
| 85-89 | 59 | 2.2 | 1.2 | 1.3 |
| 90 + | 24 | 0.9 | 0.7 | 0.6 |
| Unknown | . | . | 0.0 | 0.0 |
| DISCHARGE STATUS | | | | |
| Home self care | 2,488 | 92.0 | 95.7 | 97.3 |
| Another hospital | 176 | 6.5 | 2.9 | 1.1 |
| Skilled nursing facility | . | . | 0.0 | 0.1 |
| Intermediate care | . | . | 0.2 | 0.0 |
| Another type of institution | 6 | 0.2 | 0.4 | 0.6 |
| Under care of home service | 1 | 0.0 | 0.0 | 0.0 |
| Left against medical advice | 10 | 0.4 | 0.3 | 0.5 |
| Under care of a home iv provider | . | . | . | 0.0 |
| Expired | 5 | 0.2 | 0.1 | 0.1 |
| Not reported | 18 | 0.7 | 0.2 | 0.2 |
| PRIMARY PAYER | | | | |
| Medicare | 636 | 23.5 | 13.6 | 13.1 |
| Medicaid | 511 | 18.9 | 21.4 | 20.8 |
| Other government | 50 | 1.8 | 3.0 | 2.7 |
| Blue Cross/Blue Shield | 243 | 9.0 | 11.4 | 10.5 |
| Other commercial | 851 | 31.5 | 11.6 | 9.1 |
| Managed care | . | . | 20.3 | 24.2 |
| Self pay | 314 | 11.6 | 13.5 | 8.4 |
| Industrial/Worker's Comp | 99 | 3.7 | 2.4 | 1.9 |
| Charity | . | . | 1.2 | 5.4 |
| Children's Health Insurance Plan | . | . | 1.3 | 0.7 |
| Not reported | . | . | 0.3 | 3.1 |
| LOCAL HEALTH DISTRICT | | | | |
| Bear River | 6 | 0.2 | 7.0 | 5.2 |
| Central Utah | 13 | 0.5 | 29.4 | 3.6 |
| Davis County | 16 | 0.6 | 0.5 | 8.2 |
| Salt Lake County | 31 | 1.1 | 2.4 | 36.3 |
| Southeastern Utah | . | . | 5.3 | 2.6 |
| Southwest Utah | 1,580 | 58.4 | 7.4 | 7.0 |
| Summit County | 2 | 0.1 | 1.1 | 0.6 |
| Tooele County | 2 | 0.1 | 14.2 | 2.0 |
| TriCounty | . | . | 17.4 | 3.7 |
| Utah County | 14 | 0.5 | 1.7 | 15.2 |
| Wasatch County | 2 | 0.1 | 5.4 | 0.7 |
| Weber/Morgan | 12 | 0.4 | 0.4 | 10.2 |
| Unknown Utah | . | . | 0.0 | 0.0 |
| Outside Utah | 1,026 | 37.9 | 7.6 | 4.4 |
| Unknown | . | . | 0.3 | 0.3 |

* All general acute care hospitals only.

Table 14
ED Outpatient Encounters - Patient Profile
January 1 to December 31, 2009

LAKEVIEW HOSPITAL # OF ENCOUNTERS: 13,405
PEER GROUP: Acute, urban, lower medium CMI (n=6) COUNTY: Davis
AFFILIATION: Mountainstar Healthcare E.R. BEDS: 11

| Patient Profile | Encounters | | | |
|----------------------------------|---------------|---------------|-----------|-------------|
| | Hospital # | Hospital % | Peer % | State* % |
| GENDER | | | | |
| Female | 7,401 | 55.2 | 55.8 | 55.3 |
| Male | 6,004 | 44.8 | 44.2 | 44.7 |
| Unknown | . | . | 0.0 | 0.0 |
| Not reported | . | . | . | 0.0 |
| AGE | | | | |
| 1-28 days | 22 | 0.2 | 0.2 | 0.2 |
| 29-365 days | 203 | 1.5 | 2.5 | 2.5 |
| 1-4 years | 748 | 5.6 | 7.4 | 7.5 |
| 5-9 | 460 | 3.4 | 4.4 | 4.4 |
| 10-14 | 503 | 3.8 | 4.0 | 4.1 |
| 15-17 | 552 | 4.1 | 3.9 | 4.0 |
| 18-19 | 438 | 3.3 | 3.7 | 3.8 |
| 20-24 | 1,244 | 9.3 | 10.8 | 10.9 |
| 25-29 | 1,294 | 9.7 | 11.6 | 11.0 |
| 30-34 | 1,070 | 8.0 | 9.5 | 9.0 |
| 35-39 | 873 | 6.5 | 7.5 | 7.2 |
| 40-44 | 745 | 5.6 | 6.2 | 5.9 |
| 45-49 | 893 | 6.7 | 6.2 | 6.0 |
| 50-54 | 729 | 5.4 | 5.2 | 5.2 |
| 55-59 | 565 | 4.2 | 3.9 | 4.1 |
| 60-64 | 479 | 3.6 | 3.0 | 3.1 |
| 65-69 | 509 | 3.8 | 2.5 | 2.7 |
| 70-74 | 443 | 3.3 | 2.1 | 2.4 |
| 75-79 | 549 | 4.1 | 2.0 | 2.1 |
| 80-84 | 490 | 3.7 | 1.8 | 1.9 |
| 85-89 | 389 | 2.9 | 1.2 | 1.3 |
| 90 + | 207 | 1.5 | 0.6 | 0.6 |
| Unknown | . | . | 0.0 | 0.0 |
| DISCHARGE STATUS | | | | |
| Home self care | 12,829 | 95.7 | 97.0 | 97.3 |
| Another hospital | 188 | 1.4 | 1.0 | 1.1 |
| Skilled nursing facility | 24 | 0.2 | 0.1 | 0.1 |
| Intermediate care | 7 | 0.1 | 0.0 | 0.0 |
| Another type of institution | 218 | 1.6 | 0.9 | 0.6 |
| Under care of home service | 9 | 0.1 | 0.1 | 0.0 |
| Left against medical advice | 82 | 0.6 | 0.5 | 0.5 |
| Under care of a home iv provider | . | . | 0.0 | 0.0 |
| Expired | 33 | 0.2 | 0.2 | 0.1 |
| Not reported | 15 | 0.1 | 0.3 | 0.2 |
| PRIMARY PAYER | | | | |
| Medicare | 2,704 | 20.2 | 12.2 | 13.1 |
| Medicaid | 2,259 | 16.9 | 23.2 | 20.8 |
| Other government | 302 | 2.3 | 4.6 | 2.7 |
| Blue Cross/Blue Shield | 1,787 | 13.3 | 10.3 | 10.5 |
| Other commercial | 971 | 7.2 | 7.8 | 9.1 |
| Managed care | 3,473 | 25.9 | 21.8 | 24.2 |
| Self pay | 1,155 | 8.6 | 6.3 | 8.4 |
| Industrial/Worker's Comp | 460 | 3.4 | 1.7 | 1.9 |
| Charity | 273 | 2.0 | 3.4 | 5.4 |
| Children's Health Insurance Plan | . | . | 0.3 | 0.7 |
| Not reported | 21 | 0.2 | 8.4 | 3.1 |
| LOCAL HEALTH DISTRICT | | | | |
| Bear River | 28 | 0.2 | 0.5 | 5.2 |
| Central Utah | 14 | 0.1 | 0.5 | 3.6 |
| Davis County | 11,533 | 86.0 | 31.3 | 8.2 |
| Salt Lake County | 936 | 7.0 | 34.3 | 36.3 |
| Southeastern Utah | 6 | 0.0 | 0.1 | 2.6 |
| Southwest Utah | 37 | 0.3 | 0.2 | 7.0 |
| Summit County | 13 | 0.1 | 0.1 | 0.6 |
| Tooele County | 21 | 0.2 | 0.5 | 2.0 |
| TriCounty | 20 | 0.1 | 0.1 | 3.7 |
| Utah County | 74 | 0.6 | 11.4 | 15.2 |
| Wasatch County | 3 | 0.0 | 0.0 | 0.7 |
| Weber/Morgan | 261 | 1.9 | 17.6 | 10.2 |
| Unknown Utah | 6 | 0.0 | 0.0 | 0.0 |
| Outside Utah | 441 | 3.3 | 3.0 | 4.4 |
| Unknown | 12 | 0.1 | 0.3 | 0.3 |

* All general acute care hospitals only.

Table 14
ED Outpatient Encounters - Patient Profile
January 1 to December 31, 2009

LDS HOSPITAL # OF ENCOUNTERS: 22,798
PEER GROUP: Acute, urban, lower medium CMI (n=6) COUNTY: Salt Lake
AFFILIATION: Intermountain Healthcare E.R. BEDS: 24

| Patient Profile | Encounters | | | |
|----------------------------------|------------|------------|--------|----------|
| | Hospital # | Hospital % | Peer % | State* % |
| GENDER | | | | |
| Female | 12,622 | 55.4 | 55.8 | 55.3 |
| Male | 10,176 | 44.6 | 44.2 | 44.7 |
| Unknown | . | . | 0.0 | 0.0 |
| Not reported | . | . | . | 0.0 |
| AGE | | | | |
| 1-28 days | 18 | 0.1 | 0.2 | 0.2 |
| 29-365 days | 217 | 1.0 | 2.5 | 2.5 |
| 1-4 years | 516 | 2.3 | 7.4 | 7.5 |
| 5-9 | 304 | 1.3 | 4.4 | 4.4 |
| 10-14 | 407 | 1.8 | 4.0 | 4.1 |
| 15-17 | 578 | 2.5 | 3.9 | 4.0 |
| 18-19 | 770 | 3.4 | 3.7 | 3.8 |
| 20-24 | 2,687 | 11.8 | 10.8 | 10.9 |
| 25-29 | 3,000 | 13.2 | 11.6 | 11.0 |
| 30-34 | 2,321 | 10.2 | 9.5 | 9.0 |
| 35-39 | 1,961 | 8.6 | 7.5 | 7.2 |
| 40-44 | 1,786 | 7.8 | 6.2 | 5.9 |
| 45-49 | 1,939 | 8.5 | 6.2 | 6.0 |
| 50-54 | 1,697 | 7.4 | 5.2 | 5.2 |
| 55-59 | 1,216 | 5.3 | 3.9 | 4.1 |
| 60-64 | 849 | 3.7 | 3.0 | 3.1 |
| 65-69 | 599 | 2.6 | 2.5 | 2.7 |
| 70-74 | 523 | 2.3 | 2.1 | 2.4 |
| 75-79 | 501 | 2.2 | 2.0 | 2.1 |
| 80-84 | 406 | 1.8 | 1.8 | 1.9 |
| 85-89 | 320 | 1.4 | 1.2 | 1.3 |
| 90 + | 183 | 0.8 | 0.6 | 0.6 |
| Unknown | . | . | 0.0 | 0.0 |
| DISCHARGE STATUS | | | | |
| Home self care | 22,244 | 97.6 | 97.0 | 97.3 |
| Another hospital | 357 | 1.6 | 1.0 | 1.1 |
| Skilled nursing facility | 18 | 0.1 | 0.1 | 0.1 |
| Intermediate care | . | . | 0.0 | 0.0 |
| Another type of institution | 103 | 0.5 | 0.9 | 0.6 |
| Under care of home service | . | . | 0.1 | 0.0 |
| Left against medical advice | 60 | 0.3 | 0.5 | 0.5 |
| Under care of a home iv provider | . | . | 0.0 | 0.0 |
| Expired | 16 | 0.1 | 0.2 | 0.1 |
| Not reported | . | . | 0.3 | 0.2 |
| PRIMARY PAYER | | | | |
| Medicare | 2,782 | 12.2 | 12.2 | 13.1 |
| Medicaid | 3,489 | 15.3 | 23.2 | 20.8 |
| Other government | 194 | 0.9 | 4.6 | 2.7 |
| Blue Cross/Blue Shield | 1,170 | 5.1 | 10.3 | 10.5 |
| Other commercial | 1,480 | 6.5 | 7.8 | 9.1 |
| Managed care | 6,660 | 29.2 | 21.8 | 24.2 |
| Self pay | 3,196 | 14.0 | 6.3 | 8.4 |
| Industrial/Worker's Comp | 474 | 2.1 | 1.7 | 1.9 |
| Charity | 3,102 | 13.6 | 3.4 | 5.4 |
| Children's Health Insurance Plan | 56 | 0.2 | 0.3 | 0.7 |
| Not reported | 195 | 0.9 | 8.4 | 3.1 |
| LOCAL HEALTH DISTRICT | | | | |
| Bear River | 52 | 0.2 | 0.5 | 5.2 |
| Central Utah | 41 | 0.2 | 0.5 | 3.6 |
| Davis County | 2,723 | 11.9 | 31.3 | 8.2 |
| Salt Lake County | 18,062 | 79.2 | 34.3 | 36.3 |
| Southeastern Utah | 14 | 0.1 | 0.1 | 2.6 |
| Southwest Utah | 58 | 0.3 | 0.2 | 7.0 |
| Summit County | 128 | 0.6 | 0.1 | 0.6 |
| Tooele County | 273 | 1.2 | 0.5 | 2.0 |
| TriCounty | 27 | 0.1 | 0.1 | 3.7 |
| Utah County | 273 | 1.2 | 11.4 | 15.2 |
| Wasatch County | 13 | 0.1 | 0.0 | 0.7 |
| Weber/Morgan | 184 | 0.8 | 17.6 | 10.2 |
| Unknown Utah | 2 | 0.0 | 0.0 | 0.0 |
| Outside Utah | 865 | 3.8 | 3.0 | 4.4 |
| Unknown | 83 | 0.4 | 0.3 | 0.3 |

* All general acute care hospitals only.

Table 14
ED Outpatient Encounters - Patient Profile
January 1 to December 31, 2009

LOGAN REGIONAL HOSPITAL # OF ENCOUNTERS: 21,812
PEER GROUP: Acute, rural, high CMI (n=6) COUNTY: Cache
AFFILIATION: Intermountain Healthcare E.R. BEDS: 16

| Patient Profile | Encounters | | | |
|----------------------------------|---------------|---------------|-----------|-------------|
| | Hospital # | Hospital % | Peer % | State* % |
| GENDER | | | | |
| Female | 11,505 | 52.7 | 53.0 | 55.3 |
| Male | 10,307 | 47.3 | 47.0 | 44.7 |
| Unknown | . | . | 0.0 | 0.0 |
| Not reported | . | . | . | 0.0 |
| AGE | | | | |
| 1-28 days | 63 | 0.3 | 0.2 | 0.2 |
| 29-365 days | 740 | 3.4 | 3.1 | 2.5 |
| 1-4 years | 2,289 | 10.5 | 9.3 | 7.5 |
| 5-9 | 1,252 | 5.7 | 5.4 | 4.4 |
| 10-14 | 1,056 | 4.8 | 4.9 | 4.1 |
| 15-17 | 959 | 4.4 | 4.3 | 4.0 |
| 18-19 | 996 | 4.6 | 4.0 | 3.8 |
| 20-24 | 2,490 | 11.4 | 9.7 | 10.9 |
| 25-29 | 2,165 | 9.9 | 9.5 | 11.0 |
| 30-34 | 1,637 | 7.5 | 7.4 | 9.0 |
| 35-39 | 1,228 | 5.6 | 5.8 | 7.2 |
| 40-44 | 985 | 4.5 | 4.9 | 5.9 |
| 45-49 | 1,032 | 4.7 | 5.3 | 6.0 |
| 50-54 | 958 | 4.4 | 4.8 | 5.2 |
| 55-59 | 786 | 3.6 | 3.9 | 4.1 |
| 60-64 | 609 | 2.8 | 3.4 | 3.1 |
| 65-69 | 560 | 2.6 | 3.1 | 2.7 |
| 70-74 | 520 | 2.4 | 3.0 | 2.4 |
| 75-79 | 484 | 2.2 | 2.8 | 2.1 |
| 80-84 | 490 | 2.2 | 2.5 | 1.9 |
| 85-89 | 326 | 1.5 | 1.7 | 1.3 |
| 90 + | 187 | 0.9 | 0.8 | 0.6 |
| Unknown | . | . | 0.0 | 0.0 |
| DISCHARGE STATUS | | | | |
| Home self care | 21,497 | 98.6 | 97.7 | 97.3 |
| Another hospital | 155 | 0.7 | 1.1 | 1.1 |
| Skilled nursing facility | 10 | 0.0 | 0.2 | 0.1 |
| Intermediate care | . | . | 0.0 | 0.0 |
| Another type of institution | 53 | 0.2 | 0.3 | 0.6 |
| Under care of home service | 1 | 0.0 | 0.0 | 0.0 |
| Left against medical advice | 63 | 0.3 | 0.5 | 0.5 |
| Under care of a home iv provider | . | . | . | 0.0 |
| Expired | 29 | 0.1 | 0.2 | 0.1 |
| Not reported | 4 | 0.0 | 0.0 | 0.2 |
| PRIMARY PAYER | | | | |
| Medicare | 2,911 | 13.3 | 15.6 | 13.1 |
| Medicaid | 4,524 | 20.7 | 20.7 | 20.8 |
| Other government | 481 | 2.2 | 2.1 | 2.7 |
| Blue Cross/Blue Shield | 2,941 | 13.5 | 12.3 | 10.5 |
| Other commercial | 2,465 | 11.3 | 11.4 | 9.1 |
| Managed care | 5,338 | 24.5 | 19.6 | 24.2 |
| Self pay | 1,955 | 9.0 | 8.9 | 8.4 |
| Industrial/Worker's Comp | 451 | 2.1 | 2.3 | 1.9 |
| Charity | 382 | 1.8 | 5.7 | 5.4 |
| Children's Health Insurance Plan | 273 | 1.3 | 1.1 | 0.7 |
| Not reported | 91 | 0.4 | 0.4 | 3.1 |
| LOCAL HEALTH DISTRICT | | | | |
| Bear River | 19,455 | 89.2 | 26.0 | 5.2 |
| Central Utah | 29 | 0.1 | 0.3 | 3.6 |
| Davis County | 179 | 0.8 | 0.6 | 8.2 |
| Salt Lake County | 285 | 1.3 | 1.5 | 36.3 |
| Southeastern Utah | 8 | 0.0 | 12.2 | 2.6 |
| Southwest Utah | 51 | 0.2 | 38.3 | 7.0 |
| Summit County | 10 | 0.0 | 1.1 | 0.6 |
| Tooele County | 24 | 0.1 | 0.1 | 2.0 |
| TriCounty | 12 | 0.1 | 10.6 | 3.7 |
| Utah County | 124 | 0.6 | 0.8 | 15.2 |
| Wasatch County | 11 | 0.1 | 0.1 | 0.7 |
| Weber/Morgan | 170 | 0.8 | 0.8 | 10.2 |
| Unknown Utah | 1 | 0.0 | 0.0 | 0.0 |
| Outside Utah | 1,432 | 6.6 | 7.2 | 4.4 |
| Unknown | 21 | 0.1 | 0.4 | 0.3 |

* All general acute care hospitals only.

Table 14
ED Outpatient Encounters - Patient Profile
January 1 to December 31, 2009

MCKAY-DEE HOSPITAL CENTER # OF ENCOUNTERS: 52,624
PEER GROUP: Acute, urban, upper medium CMI (n=4) COUNTY: Weber
AFFILIATION: Intermountain Healthcare E.R. BEDS: 23

| Patient Profile | Encounters | | | |
|----------------------------------|---------------|---------------|-----------|-------------|
| | Hospital # | Hospital % | Peer % | State* % |
| GENDER | | | | |
| Female | 29,316 | 55.7 | 56.3 | 55.3 |
| Male | 23,308 | 44.3 | 43.7 | 44.7 |
| Unknown | . | . | 0.0 | 0.0 |
| Not reported | . | . | . | 0.0 |
| AGE | | | | |
| 1-28 days | 123 | 0.2 | 0.2 | 0.2 |
| 29-365 days | 1,629 | 3.1 | 2.4 | 2.5 |
| 1-4 years | 4,263 | 8.1 | 6.5 | 7.5 |
| 5-9 | 2,519 | 4.8 | 3.7 | 4.4 |
| 10-14 | 2,269 | 4.3 | 3.4 | 4.1 |
| 15-17 | 2,019 | 3.8 | 3.4 | 4.0 |
| 18-19 | 2,065 | 3.9 | 4.1 | 3.8 |
| 20-24 | 5,934 | 11.3 | 12.3 | 10.9 |
| 25-29 | 5,393 | 10.2 | 11.4 | 11.0 |
| 30-34 | 4,474 | 8.5 | 8.8 | 9.0 |
| 35-39 | 3,392 | 6.4 | 6.9 | 7.2 |
| 40-44 | 3,053 | 5.8 | 6.1 | 5.9 |
| 45-49 | 3,179 | 6.0 | 6.2 | 6.0 |
| 50-54 | 2,882 | 5.5 | 5.4 | 5.2 |
| 55-59 | 2,104 | 4.0 | 4.3 | 4.1 |
| 60-64 | 1,592 | 3.0 | 3.2 | 3.1 |
| 65-69 | 1,388 | 2.6 | 2.7 | 2.7 |
| 70-74 | 1,206 | 2.3 | 2.4 | 2.4 |
| 75-79 | 1,172 | 2.2 | 2.3 | 2.1 |
| 80-84 | 937 | 1.8 | 2.1 | 1.9 |
| 85-89 | 707 | 1.3 | 1.6 | 1.3 |
| 90 + | 324 | 0.6 | 0.8 | 0.6 |
| Unknown | . | . | . | 0.0 |
| DISCHARGE STATUS | | | | |
| Home self care | 51,791 | 98.4 | 97.4 | 97.3 |
| Another hospital | 163 | 0.3 | 0.4 | 1.1 |
| Skilled nursing facility | 8 | 0.0 | 0.1 | 0.1 |
| Intermediate care | . | . | 0.0 | 0.0 |
| Another type of institution | 310 | 0.6 | 0.7 | 0.6 |
| Under care of home service | 1 | 0.0 | 0.0 | 0.0 |
| Left against medical advice | 288 | 0.5 | 1.1 | 0.5 |
| Under care of a home iv provider | . | . | . | 0.0 |
| Expired | 62 | 0.1 | 0.1 | 0.1 |
| Not reported | 1 | 0.0 | 0.1 | 0.2 |
| PRIMARY PAYER | | | | |
| Medicare | 6,926 | 13.2 | 14.4 | 13.1 |
| Medicaid | 12,037 | 22.9 | 22.8 | 20.8 |
| Other government | 2,238 | 4.3 | 2.7 | 2.7 |
| Blue Cross/Blue Shield | 4,207 | 8.0 | 9.5 | 10.5 |
| Other commercial | 4,148 | 7.9 | 7.9 | 9.1 |
| Managed care | 12,040 | 22.9 | 23.4 | 24.2 |
| Self pay | 2,234 | 4.2 | 6.2 | 8.4 |
| Industrial/Worker's Comp | 849 | 1.6 | 1.7 | 1.9 |
| Charity | 7,302 | 13.9 | 8.5 | 5.4 |
| Children's Health Insurance Plan | 396 | 0.8 | 0.6 | 0.7 |
| Not reported | 247 | 0.5 | 2.3 | 3.1 |
| LOCAL HEALTH DISTRICT | | | | |
| Bear River | 1,047 | 2.0 | 0.9 | 5.2 |
| Central Utah | 26 | 0.0 | 0.4 | 3.6 |
| Davis County | 8,048 | 15.3 | 6.6 | 8.2 |
| Salt Lake County | 561 | 1.1 | 32.1 | 36.3 |
| Southeastern Utah | 20 | 0.0 | 0.2 | 2.6 |
| Southwest Utah | 57 | 0.1 | 0.2 | 7.0 |
| Summit County | 97 | 0.2 | 0.3 | 0.6 |
| Tooele County | 35 | 0.1 | 0.3 | 2.0 |
| TriCounty | 30 | 0.1 | 0.1 | 3.7 |
| Utah County | 106 | 0.2 | 24.0 | 15.2 |
| Wasatch County | 9 | 0.0 | 0.2 | 0.7 |
| Weber/Morgan | 41,402 | 78.7 | 30.8 | 10.2 |
| Unknown Utah | 5 | 0.0 | 0.0 | 0.0 |
| Outside Utah | 1,112 | 2.1 | 3.5 | 4.4 |
| Unknown | 69 | 0.1 | 0.2 | 0.3 |

* All general acute care hospitals only.

Table 14
ED Outpatient Encounters - Patient Profile
January 1 to December 31, 2009

MILFORD VALLEY MEMORIAL HOSPITAL-CAH # OF ENCOUNTERS: 221
PEER GROUP: Acute, rural, low CMI (n=16) COUNTY: Beaver
AFFILIATION: Freestanding E.R. BEDS: 1

| Patient Profile | Encounters | | | |
|----------------------------------|------------|------------|--------|----------|
| | Hospital # | Hospital % | Peer % | State* % |
| GENDER | | | | |
| Female | 132 | 59.7 | 53.1 | 55.3 |
| Male | 86 | 38.9 | 46.9 | 44.7 |
| Unknown | . | . | 0.0 | 0.0 |
| Not reported | 3 | 1.4 | 0.0 | 0.0 |
| AGE | | | | |
| 1-28 days | . | . | 0.2 | 0.2 |
| 29-365 days | 5 | 2.3 | 3.3 | 2.5 |
| 1-4 years | 18 | 8.1 | 10.0 | 7.5 |
| 5-9 | 11 | 5.0 | 6.3 | 4.4 |
| 10-14 | 10 | 4.5 | 5.8 | 4.1 |
| 15-17 | 9 | 4.1 | 5.2 | 4.0 |
| 18-19 | 5 | 2.3 | 3.6 | 3.8 |
| 20-24 | 10 | 4.5 | 8.3 | 10.9 |
| 25-29 | 16 | 7.2 | 8.7 | 11.0 |
| 30-34 | 18 | 8.1 | 7.8 | 9.0 |
| 35-39 | 23 | 10.4 | 6.0 | 7.2 |
| 40-44 | 11 | 5.0 | 5.0 | 5.9 |
| 45-49 | 25 | 11.3 | 5.4 | 6.0 |
| 50-54 | 22 | 10.0 | 5.1 | 5.2 |
| 55-59 | 11 | 5.0 | 4.0 | 4.1 |
| 60-64 | 5 | 2.3 | 3.2 | 3.1 |
| 65-69 | 8 | 3.6 | 3.2 | 2.7 |
| 70-74 | 2 | 0.9 | 2.6 | 2.4 |
| 75-79 | 3 | 1.4 | 2.4 | 2.1 |
| 80-84 | 4 | 1.8 | 2.0 | 1.9 |
| 85-89 | 2 | 0.9 | 1.2 | 1.3 |
| 90 + | 3 | 1.4 | 0.7 | 0.6 |
| Unknown | . | . | 0.0 | 0.0 |
| DISCHARGE STATUS | | | | |
| Home self care | 209 | 94.6 | 95.7 | 97.3 |
| Another hospital | 12 | 5.4 | 2.9 | 1.1 |
| Skilled nursing facility | . | . | 0.0 | 0.1 |
| Intermediate care | . | . | 0.2 | 0.0 |
| Another type of institution | . | . | 0.4 | 0.6 |
| Under care of home service | . | . | 0.0 | 0.0 |
| Left against medical advice | . | . | 0.3 | 0.5 |
| Under care of a home iv provider | . | . | . | 0.0 |
| Expired | . | . | 0.1 | 0.1 |
| Not reported | . | . | 0.2 | 0.2 |
| PRIMARY PAYER | | | | |
| Medicare | 27 | 12.2 | 13.6 | 13.1 |
| Medicaid | 21 | 9.5 | 21.4 | 20.8 |
| Other government | 4 | 1.8 | 3.0 | 2.7 |
| Blue Cross/Blue Shield | 40 | 18.1 | 11.4 | 10.5 |
| Other commercial | 43 | 19.5 | 11.6 | 9.1 |
| Managed care | 37 | 16.7 | 20.3 | 24.2 |
| Self pay | 38 | 17.2 | 13.5 | 8.4 |
| Industrial/Worker's Comp | 7 | 3.2 | 2.4 | 1.9 |
| Charity | . | . | 1.2 | 5.4 |
| Children's Health Insurance Plan | 4 | 1.8 | 1.3 | 0.7 |
| Not reported | . | . | 0.3 | 3.1 |
| LOCAL HEALTH DISTRICT | | | | |
| Bear River | . | . | 7.0 | 5.2 |
| Central Utah | 2 | 0.9 | 29.4 | 3.6 |
| Davis County | . | . | 0.5 | 8.2 |
| Salt Lake County | . | . | 2.4 | 36.3 |
| Southeastern Utah | . | . | 5.3 | 2.6 |
| Southwest Utah | 194 | 87.8 | 7.4 | 7.0 |
| Summit County | 1 | 0.5 | 1.1 | 0.6 |
| Tooele County | . | . | 14.2 | 2.0 |
| TriCounty | . | . | 17.4 | 3.7 |
| Utah County | 2 | 0.9 | 1.7 | 15.2 |
| Wasatch County | . | . | 5.4 | 0.7 |
| Weber/Morgan | 1 | 0.5 | 0.4 | 10.2 |
| Unknown Utah | . | . | 0.0 | 0.0 |
| Outside Utah | 18 | 8.1 | 7.6 | 4.4 |
| Unknown | 3 | 1.4 | 0.3 | 0.3 |

* All general acute care hospitals only.

Table 14
ED Outpatient Encounters - Patient Profile
January 1 to December 31, 2009

MOUNTAIN VIEW HOSPITAL # OF ENCOUNTERS: 15,346
PEER GROUP: Acute, urban, lower medium CMI (n=6) COUNTY: Utah
AFFILIATION: Mountainstar Healthcare E.R. BEDS: 11

| Patient Profile | Encounters | | | |
|----------------------------------|------------|------------|--------|----------|
| | Hospital # | Hospital % | Peer % | State* % |
| GENDER | | | | |
| Female | 8,557 | 55.8 | 55.8 | 55.3 |
| Male | 6,788 | 44.2 | 44.2 | 44.7 |
| Unknown | 1 | 0.0 | 0.0 | 0.0 |
| Not reported | . | . | . | 0.0 |
| AGE | | | | |
| 1-28 days | 26 | 0.2 | 0.2 | 0.2 |
| 29-365 days | 391 | 2.5 | 2.5 | 2.5 |
| 1-4 years | 1,289 | 8.4 | 7.4 | 7.5 |
| 5-9 | 814 | 5.3 | 4.4 | 4.4 |
| 10-14 | 787 | 5.1 | 4.0 | 4.1 |
| 15-17 | 686 | 4.5 | 3.9 | 4.0 |
| 18-19 | 530 | 3.5 | 3.7 | 3.8 |
| 20-24 | 1,441 | 9.4 | 10.8 | 10.9 |
| 25-29 | 1,706 | 11.1 | 11.6 | 11.0 |
| 30-34 | 1,631 | 10.6 | 9.5 | 9.0 |
| 35-39 | 1,325 | 8.6 | 7.5 | 7.2 |
| 40-44 | 894 | 5.8 | 6.2 | 5.9 |
| 45-49 | 757 | 4.9 | 6.2 | 6.0 |
| 50-54 | 640 | 4.2 | 5.2 | 5.2 |
| 55-59 | 470 | 3.1 | 3.9 | 4.1 |
| 60-64 | 392 | 2.6 | 3.0 | 3.1 |
| 65-69 | 379 | 2.5 | 2.5 | 2.7 |
| 70-74 | 386 | 2.5 | 2.1 | 2.4 |
| 75-79 | 315 | 2.1 | 2.0 | 2.1 |
| 80-84 | 259 | 1.7 | 1.8 | 1.9 |
| 85-89 | 139 | 0.9 | 1.2 | 1.3 |
| 90 + | 89 | 0.6 | 0.6 | 0.6 |
| Unknown | . | . | 0.0 | 0.0 |
| DISCHARGE STATUS | | | | |
| Home self care | 15,014 | 97.8 | 97.0 | 97.3 |
| Another hospital | 143 | 0.9 | 1.0 | 1.1 |
| Skilled nursing facility | 3 | 0.0 | 0.1 | 0.1 |
| Intermediate care | . | . | 0.0 | 0.0 |
| Another type of institution | 102 | 0.7 | 0.9 | 0.6 |
| Under care of home service | 17 | 0.1 | 0.1 | 0.0 |
| Left against medical advice | 27 | 0.2 | 0.5 | 0.5 |
| Under care of a home iv provider | . | . | 0.0 | 0.0 |
| Expired | 27 | 0.2 | 0.2 | 0.1 |
| Not reported | 13 | 0.1 | 0.3 | 0.2 |
| PRIMARY PAYER | | | | |
| Medicare | 2,229 | 14.5 | 12.2 | 13.1 |
| Medicaid | 4,413 | 28.8 | 23.2 | 20.8 |
| Other government | 293 | 1.9 | 4.6 | 2.7 |
| Blue Cross/Blue Shield | 1,571 | 10.2 | 10.3 | 10.5 |
| Other commercial | 1,144 | 7.5 | 7.8 | 9.1 |
| Managed care | 3,361 | 21.9 | 21.8 | 24.2 |
| Self pay | 1,487 | 9.7 | 6.3 | 8.4 |
| Industrial/Worker's Comp | 425 | 2.8 | 1.7 | 1.9 |
| Charity | 422 | 2.7 | 3.4 | 5.4 |
| Children's Health Insurance Plan | . | . | 0.3 | 0.7 |
| Not reported | 1 | 0.0 | 8.4 | 3.1 |
| LOCAL HEALTH DISTRICT | | | | |
| Bear River | 5 | 0.0 | 0.5 | 5.2 |
| Central Utah | 600 | 3.9 | 0.5 | 3.6 |
| Davis County | 22 | 0.1 | 31.3 | 8.2 |
| Salt Lake County | 141 | 0.9 | 34.3 | 36.3 |
| Southeastern Utah | 64 | 0.4 | 0.1 | 2.6 |
| Southwest Utah | 43 | 0.3 | 0.2 | 7.0 |
| Summit County | 1 | 0.0 | 0.1 | 0.6 |
| Tooele County | 16 | 0.1 | 0.5 | 2.0 |
| TriCounty | 16 | 0.1 | 0.1 | 3.7 |
| Utah County | 14,070 | 91.7 | 11.4 | 15.2 |
| Wasatch County | 10 | 0.1 | 0.0 | 0.7 |
| Weber/Morgan | 16 | 0.1 | 17.6 | 10.2 |
| Unknown Utah | 16 | 0.1 | 0.0 | 0.0 |
| Outside Utah | 315 | 2.1 | 3.0 | 4.4 |
| Unknown | 11 | 0.1 | 0.3 | 0.3 |

* All general acute care hospitals only.

Table 14
ED Outpatient Encounters - Patient Profile
January 1 to December 31, 2009

MOUNTAIN WEST MEDICAL CENTER # OF ENCOUNTERS: 11,225
PEER GROUP: Acute, rural, low CMI (n=16) COUNTY: Tooele
AFFILIATION: Community Health Sys. E.R. BEDS: 8

| Patient Profile | Encounters | | | |
|----------------------------------|---------------|---------------|-----------|-------------|
| | Hospital # | Hospital % | Peer % | State* % |
| GENDER | | | | |
| Female | 6,296 | 56.1 | 53.1 | 55.3 |
| Male | 4,925 | 43.9 | 46.9 | 44.7 |
| Unknown | 4 | 0.0 | 0.0 | 0.0 |
| Not reported | . | . | 0.0 | 0.0 |
| AGE | | | | |
| 1-28 days | 36 | 0.3 | 0.2 | 0.2 |
| 29-365 days | 282 | 2.5 | 3.3 | 2.5 |
| 1-4 years | 999 | 8.9 | 10.0 | 7.5 |
| 5-9 | 668 | 6.0 | 6.3 | 4.4 |
| 10-14 | 566 | 5.0 | 5.8 | 4.1 |
| 15-17 | 494 | 4.4 | 5.2 | 4.0 |
| 18-19 | 469 | 4.2 | 3.6 | 3.8 |
| 20-24 | 1,124 | 10.0 | 8.3 | 10.9 |
| 25-29 | 1,250 | 11.1 | 8.7 | 11.0 |
| 30-34 | 1,109 | 9.9 | 7.8 | 9.0 |
| 35-39 | 815 | 7.3 | 6.0 | 7.2 |
| 40-44 | 681 | 6.1 | 5.0 | 5.9 |
| 45-49 | 629 | 5.6 | 5.4 | 6.0 |
| 50-54 | 507 | 4.5 | 5.1 | 5.2 |
| 55-59 | 411 | 3.7 | 4.0 | 4.1 |
| 60-64 | 282 | 2.5 | 3.2 | 3.1 |
| 65-69 | 231 | 2.1 | 3.2 | 2.7 |
| 70-74 | 199 | 1.8 | 2.6 | 2.4 |
| 75-79 | 157 | 1.4 | 2.4 | 2.1 |
| 80-84 | 155 | 1.4 | 2.0 | 1.9 |
| 85-89 | 115 | 1.0 | 1.2 | 1.3 |
| 90 + | 46 | 0.4 | 0.7 | 0.6 |
| Unknown | . | . | 0.0 | 0.0 |
| DISCHARGE STATUS | | | | |
| Home self care | 10,631 | 94.7 | 95.7 | 97.3 |
| Another hospital | 360 | 3.2 | 2.9 | 1.1 |
| Skilled nursing facility | 3 | 0.0 | 0.0 | 0.1 |
| Intermediate care | 3 | 0.0 | 0.2 | 0.0 |
| Another type of institution | 102 | 0.9 | 0.4 | 0.6 |
| Under care of home service | 2 | 0.0 | 0.0 | 0.0 |
| Left against medical advice | 97 | 0.9 | 0.3 | 0.5 |
| Under care of a home iv provider | . | . | . | 0.0 |
| Expired | 19 | 0.2 | 0.1 | 0.1 |
| Not reported | 8 | 0.1 | 0.2 | 0.2 |
| PRIMARY PAYER | | | | |
| Medicare | 1,101 | 9.8 | 13.6 | 13.1 |
| Medicaid | 2,316 | 20.6 | 21.4 | 20.8 |
| Other government | 390 | 3.5 | 3.0 | 2.7 |
| Blue Cross/Blue Shield | 1,594 | 14.2 | 11.4 | 10.5 |
| Other commercial | 1,107 | 9.9 | 11.6 | 9.1 |
| Managed care | 2,258 | 20.1 | 20.3 | 24.2 |
| Self pay | 2,237 | 19.9 | 13.5 | 8.4 |
| Industrial/Worker's Comp | 217 | 1.9 | 2.4 | 1.9 |
| Charity | 3 | 0.0 | 1.2 | 5.4 |
| Children's Health Insurance Plan | . | . | 1.3 | 0.7 |
| Not reported | 2 | 0.0 | 0.3 | 3.1 |
| LOCAL HEALTH DISTRICT | | | | |
| Bear River | 23 | 0.2 | 7.0 | 5.2 |
| Central Utah | 23 | 0.2 | 29.4 | 3.6 |
| Davis County | 41 | 0.4 | 0.5 | 8.2 |
| Salt Lake County | 357 | 3.2 | 2.4 | 36.3 |
| Southeastern Utah | 4 | 0.0 | 5.3 | 2.6 |
| Southwest Utah | 23 | 0.2 | 7.4 | 7.0 |
| Summit County | 5 | 0.0 | 1.1 | 0.6 |
| Tooele County | 10,109 | 90.1 | 14.2 | 2.0 |
| TriCounty | 14 | 0.1 | 17.4 | 3.7 |
| Utah County | 68 | 0.6 | 1.7 | 15.2 |
| Wasatch County | 1 | 0.0 | 5.4 | 0.7 |
| Weber/Morgan | 17 | 0.2 | 0.4 | 10.2 |
| Unknown Utah | . | . | 0.0 | 0.0 |
| Outside Utah | 531 | 4.7 | 7.6 | 4.4 |
| Unknown | 9 | 0.1 | 0.3 | 0.3 |

* All general acute care hospitals only.

Table 14
ED Outpatient Encounters - Patient Profile
January 1 to December 31, 2009

OGDEN REGIONAL MEDICAL CENTER # OF ENCOUNTERS: 22,729
PEER GROUP: Acute, urban, lower medium CMI (n=6) COUNTY: Weber
AFFILIATION: Mountainstar Healthcare E.R. BEDS: 17

| Patient Profile | Encounters | | | |
|----------------------------------|---------------|---------------|-----------|-------------|
| | Hospital # | Hospital % | Peer % | State* % |
| GENDER | | | | |
| Female | 12,948 | 57.0 | 55.8 | 55.3 |
| Male | 9,778 | 43.0 | 44.2 | 44.7 |
| Unknown | 3 | 0.0 | 0.0 | 0.0 |
| Not reported | . | . | . | 0.0 |
| AGE | | | | |
| 1-28 days | 69 | 0.3 | 0.2 | 0.2 |
| 29-365 days | 859 | 3.8 | 2.5 | 2.5 |
| 1-4 years | 2,019 | 8.9 | 7.4 | 7.5 |
| 5-9 | 1,083 | 4.8 | 4.4 | 4.4 |
| 10-14 | 925 | 4.1 | 4.0 | 4.1 |
| 15-17 | 818 | 3.6 | 3.9 | 4.0 |
| 18-19 | 743 | 3.3 | 3.7 | 3.8 |
| 20-24 | 2,356 | 10.4 | 10.8 | 10.9 |
| 25-29 | 2,489 | 11.0 | 11.6 | 11.0 |
| 30-34 | 1,909 | 8.4 | 9.5 | 9.0 |
| 35-39 | 1,534 | 6.7 | 7.5 | 7.2 |
| 40-44 | 1,341 | 5.9 | 6.2 | 5.9 |
| 45-49 | 1,271 | 5.6 | 6.2 | 6.0 |
| 50-54 | 1,259 | 5.5 | 5.2 | 5.2 |
| 55-59 | 963 | 4.2 | 3.9 | 4.1 |
| 60-64 | 737 | 3.2 | 3.0 | 3.1 |
| 65-69 | 537 | 2.4 | 2.5 | 2.7 |
| 70-74 | 449 | 2.0 | 2.1 | 2.4 |
| 75-79 | 472 | 2.1 | 2.0 | 2.1 |
| 80-84 | 438 | 1.9 | 1.8 | 1.9 |
| 85-89 | 302 | 1.3 | 1.2 | 1.3 |
| 90 + | 156 | 0.7 | 0.6 | 0.6 |
| Unknown | . | . | 0.0 | 0.0 |
| DISCHARGE STATUS | | | | |
| Home self care | 22,308 | 98.1 | 97.0 | 97.3 |
| Another hospital | 62 | 0.3 | 1.0 | 1.1 |
| Skilled nursing facility | 17 | 0.1 | 0.1 | 0.1 |
| Intermediate care | . | . | 0.0 | 0.0 |
| Another type of institution | 183 | 0.8 | 0.9 | 0.6 |
| Under care of home service | 37 | 0.2 | 0.1 | 0.0 |
| Left against medical advice | 86 | 0.4 | 0.5 | 0.5 |
| Under care of a home iv provider | . | . | 0.0 | 0.0 |
| Expired | 33 | 0.1 | 0.2 | 0.1 |
| Not reported | 3 | 0.0 | 0.3 | 0.2 |
| PRIMARY PAYER | | | | |
| Medicare | 2,841 | 12.5 | 12.2 | 13.1 |
| Medicaid | 5,985 | 26.3 | 23.2 | 20.8 |
| Other government | 651 | 2.9 | 4.6 | 2.7 |
| Blue Cross/Blue Shield | 3,459 | 15.2 | 10.3 | 10.5 |
| Other commercial | 1,708 | 7.5 | 7.8 | 9.1 |
| Managed care | 5,010 | 22.0 | 21.8 | 24.2 |
| Self pay | 2,209 | 9.7 | 6.3 | 8.4 |
| Industrial/Worker's Comp | 387 | 1.7 | 1.7 | 1.9 |
| Charity | 469 | 2.1 | 3.4 | 5.4 |
| Children's Health Insurance Plan | . | . | 0.3 | 0.7 |
| Not reported | 10 | 0.0 | 8.4 | 3.1 |
| LOCAL HEALTH DISTRICT | | | | |
| Bear River | 423 | 1.9 | 0.5 | 5.2 |
| Central Utah | 7 | 0.0 | 0.5 | 3.6 |
| Davis County | 2,845 | 12.5 | 31.3 | 8.2 |
| Salt Lake County | 191 | 0.8 | 34.3 | 36.3 |
| Southeastern Utah | 11 | 0.0 | 0.1 | 2.6 |
| Southwest Utah | 22 | 0.1 | 0.2 | 7.0 |
| Summit County | 22 | 0.1 | 0.1 | 0.6 |
| Tooele County | 10 | 0.0 | 0.5 | 2.0 |
| TriCounty | 11 | 0.0 | 0.1 | 3.7 |
| Utah County | 27 | 0.1 | 11.4 | 15.2 |
| Wasatch County | 5 | 0.0 | 0.0 | 0.7 |
| Weber/Morgan | 18,644 | 82.0 | 17.6 | 10.2 |
| Unknown Utah | 5 | 0.0 | 0.0 | 0.0 |
| Outside Utah | 480 | 2.1 | 3.0 | 4.4 |
| Unknown | 26 | 0.1 | 0.3 | 0.3 |

* All general acute care hospitals only.

Table 14
ED Outpatient Encounters - Patient Profile
January 1 to December 31, 2009

OREM COMMUNITY HOSPITAL # OF ENCOUNTERS: 9,211
PEER GROUP: Acute, urban, low CMI (n=5) COUNTY: Utah
AFFILIATION: Intermountain Healthcare E.R. BEDS: 9

| Patient Profile | Encounters | | | |
|----------------------------------|------------|------------|--------|----------|
| | Hospital # | Hospital % | Peer % | State* % |
| GENDER | | | | |
| Female | 5,252 | 57.0 | 56.1 | 55.3 |
| Male | 3,959 | 43.0 | 43.9 | 44.7 |
| Unknown | . | . | . | 0.0 |
| Not reported | . | . | . | 0.0 |
| AGE | | | | |
| 1-28 days | 10 | 0.1 | 0.2 | 0.2 |
| 29-365 days | 274 | 3.0 | 2.7 | 2.5 |
| 1-4 years | 946 | 10.3 | 8.9 | 7.5 |
| 5-9 | 482 | 5.2 | 5.3 | 4.4 |
| 10-14 | 483 | 5.2 | 5.0 | 4.1 |
| 15-17 | 437 | 4.7 | 4.5 | 4.0 |
| 18-19 | 376 | 4.1 | 3.6 | 3.8 |
| 20-24 | 1,082 | 11.7 | 10.5 | 10.9 |
| 25-29 | 1,202 | 13.0 | 11.3 | 11.0 |
| 30-34 | 1,030 | 11.2 | 9.9 | 9.0 |
| 35-39 | 674 | 7.3 | 7.8 | 7.2 |
| 40-44 | 490 | 5.3 | 5.9 | 5.9 |
| 45-49 | 410 | 4.5 | 5.3 | 6.0 |
| 50-54 | 341 | 3.7 | 4.4 | 5.2 |
| 55-59 | 277 | 3.0 | 3.4 | 4.1 |
| 60-64 | 169 | 1.8 | 2.5 | 3.1 |
| 65-69 | 166 | 1.8 | 2.4 | 2.7 |
| 70-74 | 98 | 1.1 | 1.9 | 2.4 |
| 75-79 | 113 | 1.2 | 1.7 | 2.1 |
| 80-84 | 61 | 0.7 | 1.4 | 1.9 |
| 85-89 | 55 | 0.6 | 1.1 | 1.3 |
| 90 + | 35 | 0.4 | 0.4 | 0.6 |
| Unknown | . | . | . | 0.0 |
| DISCHARGE STATUS | | | | |
| Home self care | 8,873 | 96.3 | 97.0 | 97.3 |
| Another hospital | 275 | 3.0 | 1.5 | 1.1 |
| Skilled nursing facility | 1 | 0.0 | 0.0 | 0.1 |
| Intermediate care | 2 | 0.0 | 0.0 | 0.0 |
| Another type of institution | 1 | 0.0 | 0.7 | 0.6 |
| Under care of home service | . | . | 0.0 | 0.0 |
| Left against medical advice | 58 | 0.6 | 0.2 | 0.5 |
| Under care of a home iv provider | . | . | . | 0.0 |
| Expired | 1 | 0.0 | 0.1 | 0.1 |
| Not reported | . | . | 0.3 | 0.2 |
| PRIMARY PAYER | | | | |
| Medicare | 659 | 7.2 | 10.2 | 13.1 |
| Medicaid | 2,686 | 29.2 | 18.6 | 20.8 |
| Other government | 153 | 1.7 | 2.2 | 2.7 |
| Blue Cross/Blue Shield | 299 | 3.2 | 11.4 | 10.5 |
| Other commercial | 593 | 6.4 | 9.2 | 9.1 |
| Managed care | 2,961 | 32.1 | 30.8 | 24.2 |
| Self pay | 661 | 7.2 | 6.3 | 8.4 |
| Industrial/Worker's Comp | 265 | 2.9 | 1.5 | 1.9 |
| Charity | 758 | 8.2 | 4.2 | 5.4 |
| Children's Health Insurance Plan | 126 | 1.4 | 0.9 | 0.7 |
| Not reported | 50 | 0.5 | 4.6 | 3.1 |
| LOCAL HEALTH DISTRICT | | | | |
| Bear River | 12 | 0.1 | 0.1 | 5.2 |
| Central Utah | 34 | 0.4 | 0.2 | 3.6 |
| Davis County | 14 | 0.2 | 0.4 | 8.2 |
| Salt Lake County | 96 | 1.0 | 52.3 | 36.3 |
| Southeastern Utah | 9 | 0.1 | 0.2 | 2.6 |
| Southwest Utah | 17 | 0.2 | 0.2 | 7.0 |
| Summit County | 3 | 0.0 | 0.1 | 0.6 |
| Tooele County | 4 | 0.0 | 0.2 | 2.0 |
| TriCounty | 10 | 0.1 | 0.1 | 3.7 |
| Utah County | 8,743 | 94.9 | 42.9 | 15.2 |
| Wasatch County | 15 | 0.2 | 0.1 | 0.7 |
| Weber/Morgan | 5 | 0.1 | 0.1 | 10.2 |
| Unknown Utah | . | . | 0.0 | 0.0 |
| Outside Utah | 211 | 2.3 | 2.8 | 4.4 |
| Unknown | 38 | 0.4 | 0.2 | 0.3 |

* All general acute care hospitals only.

Table 14
ED Outpatient Encounters - Patient Profile
January 1 to December 31, 2009

PARK CITY MEDICAL CENTER # OF ENCOUNTERS: 1,596
PEER GROUP: Acute, rural, high CMI (n=6) COUNTY: Summit
AFFILIATION: Intermountain Healthcare E.R. BEDS: .

| Patient Profile | Encounters | | | |
|----------------------------------|------------|------------|--------|----------|
| | Hospital # | Hospital % | Peer % | State* % |
| GENDER | | | | |
| Female | 816 | 51.1 | 53.0 | 55.3 |
| Male | 780 | 48.9 | 47.0 | 44.7 |
| Unknown | . | . | 0.0 | 0.0 |
| Not reported | . | . | . | 0.0 |
| AGE | | | | |
| 1-28 days | 2 | 0.1 | 0.2 | 0.2 |
| 29-365 days | 37 | 2.3 | 3.1 | 2.5 |
| 1-4 years | 144 | 9.0 | 9.3 | 7.5 |
| 5-9 | 104 | 6.5 | 5.4 | 4.4 |
| 10-14 | 94 | 5.9 | 4.9 | 4.1 |
| 15-17 | 105 | 6.6 | 4.3 | 4.0 |
| 18-19 | 63 | 3.9 | 4.0 | 3.8 |
| 20-24 | 113 | 7.1 | 9.7 | 10.9 |
| 25-29 | 116 | 7.3 | 9.5 | 11.0 |
| 30-34 | 79 | 4.9 | 7.4 | 9.0 |
| 35-39 | 104 | 6.5 | 5.8 | 7.2 |
| 40-44 | 105 | 6.6 | 4.9 | 5.9 |
| 45-49 | 121 | 7.6 | 5.3 | 6.0 |
| 50-54 | 107 | 6.7 | 4.8 | 5.2 |
| 55-59 | 89 | 5.6 | 3.9 | 4.1 |
| 60-64 | 72 | 4.5 | 3.4 | 3.1 |
| 65-69 | 62 | 3.9 | 3.1 | 2.7 |
| 70-74 | 24 | 1.5 | 3.0 | 2.4 |
| 75-79 | 18 | 1.1 | 2.8 | 2.1 |
| 80-84 | 23 | 1.4 | 2.5 | 1.9 |
| 85-89 | 9 | 0.6 | 1.7 | 1.3 |
| 90 + | 5 | 0.3 | 0.8 | 0.6 |
| Unknown | . | . | 0.0 | 0.0 |
| DISCHARGE STATUS | | | | |
| Home self care | 1,493 | 93.5 | 97.7 | 97.3 |
| Another hospital | 74 | 4.6 | 1.1 | 1.1 |
| Skilled nursing facility | . | . | 0.2 | 0.1 |
| Intermediate care | . | . | 0.0 | 0.0 |
| Another type of institution | 19 | 1.2 | 0.3 | 0.6 |
| Under care of home service | . | . | 0.0 | 0.0 |
| Left against medical advice | 9 | 0.6 | 0.5 | 0.5 |
| Under care of a home iv provider | . | . | . | 0.0 |
| Expired | 1 | 0.1 | 0.2 | 0.1 |
| Not reported | . | . | 0.0 | 0.2 |
| PRIMARY PAYER | | | | |
| Medicare | 135 | 8.5 | 15.6 | 13.1 |
| Medicaid | 147 | 9.2 | 20.7 | 20.8 |
| Other government | 24 | 1.5 | 2.1 | 2.7 |
| Blue Cross/Blue Shield | 350 | 21.9 | 12.3 | 10.5 |
| Other commercial | 184 | 11.5 | 11.4 | 9.1 |
| Managed care | 572 | 35.8 | 19.6 | 24.2 |
| Self pay | 90 | 5.6 | 8.9 | 8.4 |
| Industrial/Worker's Comp | 38 | 2.4 | 2.3 | 1.9 |
| Charity | 19 | 1.2 | 5.7 | 5.4 |
| Children's Health Insurance Plan | 19 | 1.2 | 1.1 | 0.7 |
| Not reported | 18 | 1.1 | 0.4 | 3.1 |
| LOCAL HEALTH DISTRICT | | | | |
| Bear River | 4 | 0.3 | 26.0 | 5.2 |
| Central Utah | 1 | 0.1 | 0.3 | 3.6 |
| Davis County | 4 | 0.3 | 0.6 | 8.2 |
| Salt Lake County | 86 | 5.4 | 1.5 | 36.3 |
| Southeastern Utah | . | . | 12.2 | 2.6 |
| Southwest Utah | 6 | 0.4 | 38.3 | 7.0 |
| Summit County | 1,078 | 67.5 | 1.1 | 0.6 |
| Tooele County | 1 | 0.1 | 0.1 | 2.0 |
| TriCounty | 4 | 0.3 | 10.6 | 3.7 |
| Utah County | 31 | 1.9 | 0.8 | 15.2 |
| Wasatch County | 91 | 5.7 | 0.1 | 0.7 |
| Weber/Morgan | 10 | 0.6 | 0.8 | 10.2 |
| Unknown Utah | . | . | 0.0 | 0.0 |
| Outside Utah | 252 | 15.8 | 7.2 | 4.4 |
| Unknown | 28 | 1.8 | 0.4 | 0.3 |

* All general acute care hospitals only.

Table 14
ED Outpatient Encounters - Patient Profile
January 1 to December 31, 2009

PIONEER VALLEY HOSPITAL # OF ENCOUNTERS: 26,436
PEER GROUP: Acute, urban, lower medium CMI (n=6) COUNTY: Salt Lake
AFFILIATION: IASIS Healthcare E.R. BEDS: 18

| Patient Profile | Encounters | | | |
|----------------------------------|---------------|---------------|-----------|-------------|
| | Hospital # | Hospital % | Peer % | State* % |
| GENDER | | | | |
| Female | 14,789 | 55.9 | 55.8 | 55.3 |
| Male | 11,647 | 44.1 | 44.2 | 44.7 |
| Unknown | . | . | 0.0 | 0.0 |
| Not reported | . | . | . | 0.0 |
| AGE | | | | |
| 1-28 days | 46 | 0.2 | 0.2 | 0.2 |
| 29-365 days | 975 | 3.7 | 2.5 | 2.5 |
| 1-4 years | 2,611 | 9.9 | 7.4 | 7.5 |
| 5-9 | 1,483 | 5.6 | 4.4 | 4.4 |
| 10-14 | 1,095 | 4.1 | 4.0 | 4.1 |
| 15-17 | 1,103 | 4.2 | 3.9 | 4.0 |
| 18-19 | 1,116 | 4.2 | 3.7 | 3.8 |
| 20-24 | 2,920 | 11.0 | 10.8 | 10.9 |
| 25-29 | 3,222 | 12.2 | 11.6 | 11.0 |
| 30-34 | 2,585 | 9.8 | 9.5 | 9.0 |
| 35-39 | 1,925 | 7.3 | 7.5 | 7.2 |
| 40-44 | 1,594 | 6.0 | 6.2 | 5.9 |
| 45-49 | 1,511 | 5.7 | 6.2 | 6.0 |
| 50-54 | 1,106 | 4.2 | 5.2 | 5.2 |
| 55-59 | 846 | 3.2 | 3.9 | 4.1 |
| 60-64 | 586 | 2.2 | 3.0 | 3.1 |
| 65-69 | 505 | 1.9 | 2.5 | 2.7 |
| 70-74 | 367 | 1.4 | 2.1 | 2.4 |
| 75-79 | 311 | 1.2 | 2.0 | 2.1 |
| 80-84 | 303 | 1.1 | 1.8 | 1.9 |
| 85-89 | 176 | 0.7 | 1.2 | 1.3 |
| 90 + | 49 | 0.2 | 0.6 | 0.6 |
| Unknown | 1 | 0.0 | 0.0 | 0.0 |
| DISCHARGE STATUS | | | | |
| Home self care | 25,308 | 95.7 | 97.0 | 97.3 |
| Another hospital | 350 | 1.3 | 1.0 | 1.1 |
| Skilled nursing facility | 5 | 0.0 | 0.1 | 0.1 |
| Intermediate care | . | . | 0.0 | 0.0 |
| Another type of institution | 231 | 0.9 | 0.9 | 0.6 |
| Under care of home service | 3 | 0.0 | 0.1 | 0.0 |
| Left against medical advice | 211 | 0.8 | 0.5 | 0.5 |
| Under care of a home iv provider | 1 | 0.0 | 0.0 | 0.0 |
| Expired | 61 | 0.2 | 0.2 | 0.1 |
| Not reported | 266 | 1.0 | 0.3 | 0.2 |
| PRIMARY PAYER | | | | |
| Medicare | 2,379 | 9.0 | 12.2 | 13.1 |
| Medicaid | 8,742 | 33.1 | 23.2 | 20.8 |
| Other government | 408 | 1.5 | 4.6 | 2.7 |
| Blue Cross/Blue Shield | 1,904 | 7.2 | 10.3 | 10.5 |
| Other commercial | 2,611 | 9.9 | 7.8 | 9.1 |
| Managed care | 3,271 | 12.4 | 21.8 | 24.2 |
| Self pay | 2 | 0.0 | 6.3 | 8.4 |
| Industrial/Worker's Comp | 185 | 0.7 | 1.7 | 1.9 |
| Charity | 80 | 0.3 | 3.4 | 5.4 |
| Children's Health Insurance Plan | 290 | 1.1 | 0.3 | 0.7 |
| Not reported | 6,564 | 24.8 | 8.4 | 3.1 |
| LOCAL HEALTH DISTRICT | | | | |
| Bear River | 27 | 0.1 | 0.5 | 5.2 |
| Central Utah | 15 | 0.1 | 0.5 | 3.6 |
| Davis County | 182 | 0.7 | 31.3 | 8.2 |
| Salt Lake County | 24,467 | 92.6 | 34.3 | 36.3 |
| Southeastern Utah | 13 | 0.0 | 0.1 | 2.6 |
| Southwest Utah | 14 | 0.1 | 0.2 | 7.0 |
| Summit County | 16 | 0.1 | 0.1 | 0.6 |
| Tooele County | 288 | 1.1 | 0.5 | 2.0 |
| TriCounty | 30 | 0.1 | 0.1 | 3.7 |
| Utah County | 123 | 0.5 | 11.4 | 15.2 |
| Wasatch County | 4 | 0.0 | 0.0 | 0.7 |
| Weber/Morgan | 77 | 0.3 | 17.6 | 10.2 |
| Unknown Utah | 1 | 0.0 | 0.0 | 0.0 |
| Outside Utah | 884 | 3.3 | 3.0 | 4.4 |
| Unknown | 295 | 1.1 | 0.3 | 0.3 |

* All general acute care hospitals only.

Table 14
ED Outpatient Encounters - Patient Profile
January 1 to December 31, 2009

PRIMARY CHILDRENS MEDICAL CENTER # OF ENCOUNTERS: 34,856
PEER GROUP: None (n=4) COUNTY: Salt Lake
AFFILIATION: Intermountain Healthcare E.R. BEDS: 13

| Patient Profile | Encounters | | | |
|----------------------------------|---------------|---------------|-----------|-------------|
| | Hospital # | Hospital % | Peer % | State* % |
| GENDER | | | | |
| Female | 16,012 | 45.9 | . | 55.3 |
| Male | 18,844 | 54.1 | . | 44.7 |
| Unknown | . | . | . | 0.0 |
| Not reported | . | . | . | 0.0 |
| AGE | | | | |
| 1-28 days | 450 | 1.3 | . | 0.2 |
| 29-365 days | 6,297 | 18.1 | . | 2.5 |
| 1-4 years | 14,205 | 40.8 | . | 7.5 |
| 5-9 | 7,144 | 20.5 | . | 4.4 |
| 10-14 | 4,629 | 13.3 | . | 4.1 |
| 15-17 | 1,749 | 5.0 | . | 4.0 |
| 18-19 | 179 | 0.5 | . | 3.8 |
| 20-24 | 91 | 0.3 | . | 10.9 |
| 25-29 | 31 | 0.1 | . | 11.0 |
| 30-34 | 31 | 0.1 | . | 9.0 |
| 35-39 | 12 | 0.0 | . | 7.2 |
| 40-44 | 8 | 0.0 | . | 5.9 |
| 45-49 | 8 | 0.0 | . | 6.0 |
| 50-54 | 10 | 0.0 | . | 5.2 |
| 55-59 | 7 | 0.0 | . | 4.1 |
| 60-64 | 3 | 0.0 | . | 3.1 |
| 65-69 | 2 | 0.0 | . | 2.7 |
| 70-74 | . | . | . | 2.4 |
| 75-79 | . | . | . | 2.1 |
| 80-84 | . | . | . | 1.9 |
| 85-89 | . | . | . | 1.3 |
| 90 + | . | . | . | 0.6 |
| Unknown | . | . | . | 0.0 |
| DISCHARGE STATUS | | | | |
| Home self care | 34,333 | 98.5 | . | 97.3 |
| Another hospital | 43 | 0.1 | . | 1.1 |
| Skilled nursing facility | . | . | . | 0.1 |
| Intermediate care | 2 | 0.0 | . | 0.0 |
| Another type of institution | 90 | 0.3 | . | 0.6 |
| Under care of home service | 1 | 0.0 | . | 0.0 |
| Left against medical advice | 379 | 1.1 | . | 0.5 |
| Under care of a home iv provider | . | . | . | 0.0 |
| Expired | 8 | 0.0 | . | 0.1 |
| Not reported | . | . | . | 0.2 |
| PRIMARY PAYER | | | | |
| Medicare | 22 | 0.1 | . | 13.1 |
| Medicaid | 14,642 | 42.0 | . | 20.8 |
| Other government | 413 | 1.2 | . | 2.7 |
| Blue Cross/Blue Shield | 4,304 | 12.3 | . | 10.5 |
| Other commercial | 1,902 | 5.5 | . | 9.1 |
| Managed care | 9,973 | 28.6 | . | 24.2 |
| Self pay | 2,847 | 8.2 | . | 8.4 |
| Industrial/Worker's Comp | 9 | 0.0 | . | 1.9 |
| Charity | 176 | 0.5 | . | 5.4 |
| Children's Health Insurance Plan | 556 | 1.6 | . | 0.7 |
| Not reported | 12 | 0.0 | . | 3.1 |
| LOCAL HEALTH DISTRICT | | | | |
| Bear River | 129 | 0.4 | . | 5.2 |
| Central Utah | 79 | 0.2 | . | 3.6 |
| Davis County | 2,694 | 7.7 | . | 8.2 |
| Salt Lake County | 27,936 | 80.1 | . | 36.3 |
| Southeastern Utah | 61 | 0.2 | . | 2.6 |
| Southwest Utah | 46 | 0.1 | . | 7.0 |
| Summit County | 545 | 1.6 | . | 0.6 |
| Tooele County | 700 | 2.0 | . | 2.0 |
| TriCounty | 48 | 0.1 | . | 3.7 |
| Utah County | 1,038 | 3.0 | . | 15.2 |
| Wasatch County | 90 | 0.3 | . | 0.7 |
| Weber/Morgan | 435 | 1.2 | . | 10.2 |
| Unknown Utah | 2 | 0.0 | . | 0.0 |
| Outside Utah | 1,013 | 2.9 | . | 4.4 |
| Unknown | 40 | 0.1 | . | 0.3 |

* All general acute care hospitals only.

Table 14
ED Outpatient Encounters - Patient Profile
January 1 to December 31, 2009

RIVERTON HOSPITAL # OF ENCOUNTERS: 2,291
PEER GROUP: Acute, urban, low CMI (n=5) COUNTY: Salt Lake
AFFILIATION: Intermountain Healthcare E.R. BEDS: .

| Patient Profile | Encounters | | | |
|----------------------------------|------------|------------|--------|----------|
| | Hospital # | Hospital % | Peer % | State* % |
| GENDER | | | | |
| Female | 1,262 | 55.1 | 56.1 | 55.3 |
| Male | 1,029 | 44.9 | 43.9 | 44.7 |
| Unknown | . | . | . | 0.0 |
| Not reported | . | . | . | 0.0 |
| AGE | | | | |
| 1-28 days | 7 | 0.3 | 0.2 | 0.2 |
| 29-365 days | 70 | 3.1 | 2.7 | 2.5 |
| 1-4 years | 296 | 12.9 | 8.9 | 7.5 |
| 5-9 | 145 | 6.3 | 5.3 | 4.4 |
| 10-14 | 111 | 4.8 | 5.0 | 4.1 |
| 15-17 | 82 | 3.6 | 4.5 | 4.0 |
| 18-19 | 70 | 3.1 | 3.6 | 3.8 |
| 20-24 | 176 | 7.7 | 10.5 | 10.9 |
| 25-29 | 212 | 9.3 | 11.3 | 11.0 |
| 30-34 | 260 | 11.3 | 9.9 | 9.0 |
| 35-39 | 200 | 8.7 | 7.8 | 7.2 |
| 40-44 | 139 | 6.1 | 5.9 | 5.9 |
| 45-49 | 111 | 4.8 | 5.3 | 6.0 |
| 50-54 | 94 | 4.1 | 4.4 | 5.2 |
| 55-59 | 80 | 3.5 | 3.4 | 4.1 |
| 60-64 | 57 | 2.5 | 2.5 | 3.1 |
| 65-69 | 52 | 2.3 | 2.4 | 2.7 |
| 70-74 | 31 | 1.4 | 1.9 | 2.4 |
| 75-79 | 39 | 1.7 | 1.7 | 2.1 |
| 80-84 | 30 | 1.3 | 1.4 | 1.9 |
| 85-89 | 21 | 0.9 | 1.1 | 1.3 |
| 90 + | 8 | 0.3 | 0.4 | 0.6 |
| Unknown | . | . | . | 0.0 |
| DISCHARGE STATUS | | | | |
| Home self care | 2,147 | 93.7 | 97.0 | 97.3 |
| Another hospital | 113 | 4.9 | 1.5 | 1.1 |
| Skilled nursing facility | 1 | 0.0 | 0.0 | 0.1 |
| Intermediate care | . | . | 0.0 | 0.0 |
| Another type of institution | 16 | 0.7 | 0.7 | 0.6 |
| Under care of home service | 1 | 0.0 | 0.0 | 0.0 |
| Left against medical advice | 9 | 0.4 | 0.2 | 0.5 |
| Under care of a home iv provider | . | . | . | 0.0 |
| Expired | 1 | 0.0 | 0.1 | 0.1 |
| Not reported | 3 | 0.1 | 0.3 | 0.2 |
| PRIMARY PAYER | | | | |
| Medicare | 178 | 7.8 | 10.2 | 13.1 |
| Medicaid | 279 | 12.2 | 18.6 | 20.8 |
| Other government | 71 | 3.1 | 2.2 | 2.7 |
| Blue Cross/Blue Shield | 224 | 9.8 | 11.4 | 10.5 |
| Other commercial | 187 | 8.2 | 9.2 | 9.1 |
| Managed care | 1,082 | 47.2 | 30.8 | 24.2 |
| Self pay | 101 | 4.4 | 6.3 | 8.4 |
| Industrial/Worker's Comp | 38 | 1.7 | 1.5 | 1.9 |
| Charity | 117 | 5.1 | 4.2 | 5.4 |
| Children's Health Insurance Plan | 10 | 0.4 | 0.9 | 0.7 |
| Not reported | 4 | 0.2 | 4.6 | 3.1 |
| LOCAL HEALTH DISTRICT | | | | |
| Bear River | 4 | 0.2 | 0.1 | 5.2 |
| Central Utah | 4 | 0.2 | 0.2 | 3.6 |
| Davis County | 11 | 0.5 | 0.4 | 8.2 |
| Salt Lake County | 2,060 | 89.9 | 52.3 | 36.3 |
| Southeastern Utah | 3 | 0.1 | 0.2 | 2.6 |
| Southwest Utah | 7 | 0.3 | 0.2 | 7.0 |
| Summit County | 5 | 0.2 | 0.1 | 0.6 |
| Tooele County | 1 | 0.0 | 0.2 | 2.0 |
| TriCounty | 2 | 0.1 | 0.1 | 3.7 |
| Utah County | 133 | 5.8 | 42.9 | 15.2 |
| Wasatch County | 1 | 0.0 | 0.1 | 0.7 |
| Weber/Morgan | 3 | 0.1 | 0.1 | 10.2 |
| Unknown Utah | . | . | 0.0 | 0.0 |
| Outside Utah | 55 | 2.4 | 2.8 | 4.4 |
| Unknown | 2 | 0.1 | 0.2 | 0.3 |

* All general acute care hospitals only.

Table 14
ED Outpatient Encounters - Patient Profile
January 1 to December 31, 2009

SAN JUAN HOSPITAL-CAH # OF ENCOUNTERS: 1,274
PEER GROUP: Acute, rural, low CMI (n=16) COUNTY: San Juan
AFFILIATION: Management E.R. BEDS: 6

| Patient Profile | Encounters | | | |
|----------------------------------|------------|------------|--------|----------|
| | Hospital # | Hospital % | Peer % | State* % |
| GENDER | | | | |
| Female | 631 | 49.5 | 53.1 | 55.3 |
| Male | 637 | 50.0 | 46.9 | 44.7 |
| Unknown | . | . | 0.0 | 0.0 |
| Not reported | 6 | 0.5 | 0.0 | 0.0 |
| AGE | | | | |
| 1-28 days | 6 | 0.5 | 0.2 | 0.2 |
| 29-365 days | 34 | 2.7 | 3.3 | 2.5 |
| 1-4 years | 93 | 7.3 | 10.0 | 7.5 |
| 5-9 | 75 | 5.9 | 6.3 | 4.4 |
| 10-14 | 75 | 5.9 | 5.8 | 4.1 |
| 15-17 | 60 | 4.7 | 5.2 | 4.0 |
| 18-19 | 32 | 2.5 | 3.6 | 3.8 |
| 20-24 | 86 | 6.8 | 8.3 | 10.9 |
| 25-29 | 87 | 6.8 | 8.7 | 11.0 |
| 30-34 | 77 | 6.0 | 7.8 | 9.0 |
| 35-39 | 71 | 5.6 | 6.0 | 7.2 |
| 40-44 | 67 | 5.3 | 5.0 | 5.9 |
| 45-49 | 98 | 7.7 | 5.4 | 6.0 |
| 50-54 | 79 | 6.2 | 5.1 | 5.2 |
| 55-59 | 53 | 4.2 | 4.0 | 4.1 |
| 60-64 | 51 | 4.0 | 3.2 | 3.1 |
| 65-69 | 54 | 4.2 | 3.2 | 2.7 |
| 70-74 | 52 | 4.1 | 2.6 | 2.4 |
| 75-79 | 53 | 4.2 | 2.4 | 2.1 |
| 80-84 | 27 | 2.1 | 2.0 | 1.9 |
| 85-89 | 31 | 2.4 | 1.2 | 1.3 |
| 90 + | 13 | 1.0 | 0.7 | 0.6 |
| Unknown | . | . | 0.0 | 0.0 |
| DISCHARGE STATUS | | | | |
| Home self care | 1,108 | 87.0 | 95.7 | 97.3 |
| Another hospital | 134 | 10.5 | 2.9 | 1.1 |
| Skilled nursing facility | 2 | 0.2 | 0.0 | 0.1 |
| Intermediate care | 1 | 0.1 | 0.2 | 0.0 |
| Another type of institution | 4 | 0.3 | 0.4 | 0.6 |
| Under care of home service | . | . | 0.0 | 0.0 |
| Left against medical advice | 10 | 0.8 | 0.3 | 0.5 |
| Under care of a home iv provider | . | . | . | 0.0 |
| Expired | 5 | 0.4 | 0.1 | 0.1 |
| Not reported | 10 | 0.8 | 0.2 | 0.2 |
| PRIMARY PAYER | | | | |
| Medicare | 226 | 17.7 | 13.6 | 13.1 |
| Medicaid | 180 | 14.1 | 21.4 | 20.8 |
| Other government | 38 | 3.0 | 3.0 | 2.7 |
| Blue Cross/Blue Shield | 209 | 16.4 | 11.4 | 10.5 |
| Other commercial | 140 | 11.0 | 11.6 | 9.1 |
| Managed care | 205 | 16.1 | 20.3 | 24.2 |
| Self pay | 254 | 19.9 | 13.5 | 8.4 |
| Industrial/Worker's Comp | 22 | 1.7 | 2.4 | 1.9 |
| Charity | . | . | 1.2 | 5.4 |
| Children's Health Insurance Plan | . | . | 1.3 | 0.7 |
| Not reported | . | . | 0.3 | 3.1 |
| LOCAL HEALTH DISTRICT | | | | |
| Bear River | 1 | 0.1 | 7.0 | 5.2 |
| Central Utah | 8 | 0.6 | 29.4 | 3.6 |
| Davis County | 5 | 0.4 | 0.5 | 8.2 |
| Salt Lake County | 14 | 1.1 | 2.4 | 36.3 |
| Southeastern Utah | 946 | 74.3 | 5.3 | 2.6 |
| Southwest Utah | 6 | 0.5 | 7.4 | 7.0 |
| Summit County | 1 | 0.1 | 1.1 | 0.6 |
| Tooele County | . | . | 14.2 | 2.0 |
| TriCounty | 1 | 0.1 | 17.4 | 3.7 |
| Utah County | 9 | 0.7 | 1.7 | 15.2 |
| Wasatch County | 1 | 0.1 | 5.4 | 0.7 |
| Weber/Morgan | 1 | 0.1 | 0.4 | 10.2 |
| Unknown Utah | . | . | 0.0 | 0.0 |
| Outside Utah | 280 | 22.0 | 7.6 | 4.4 |
| Unknown | 1 | 0.1 | 0.3 | 0.3 |

* All general acute care hospitals only.

Table 14
ED Outpatient Encounters - Patient Profile
January 1 to December 31, 2009

SANPETE VALLEY HOSPITAL-CAH # OF ENCOUNTERS: 4,250
PEER GROUP: Acute, rural, low CMI (n=16) COUNTY: Sanpete
AFFILIATION: Intermountain Healthcare E.R. BEDS: 3

| Patient Profile | Encounters | | | |
|----------------------------------|------------|------------|--------|----------|
| | Hospital # | Hospital % | Peer % | State* % |
| GENDER | | | | |
| Female | 2,163 | 50.9 | 53.1 | 55.3 |
| Male | 2,086 | 49.1 | 46.9 | 44.7 |
| Unknown | 1 | 0.0 | 0.0 | 0.0 |
| Not reported | . | . | 0.0 | 0.0 |
| AGE | | | | |
| 1-28 days | 8 | 0.2 | 0.2 | 0.2 |
| 29-365 days | 137 | 3.2 | 3.3 | 2.5 |
| 1-4 years | 492 | 11.6 | 10.0 | 7.5 |
| 5-9 | 299 | 7.0 | 6.3 | 4.4 |
| 10-14 | 265 | 6.2 | 5.8 | 4.1 |
| 15-17 | 325 | 7.6 | 5.2 | 4.0 |
| 18-19 | 243 | 5.7 | 3.6 | 3.8 |
| 20-24 | 368 | 8.7 | 8.3 | 10.9 |
| 25-29 | 291 | 6.8 | 8.7 | 11.0 |
| 30-34 | 298 | 7.0 | 7.8 | 9.0 |
| 35-39 | 200 | 4.7 | 6.0 | 7.2 |
| 40-44 | 173 | 4.1 | 5.0 | 5.9 |
| 45-49 | 190 | 4.5 | 5.4 | 6.0 |
| 50-54 | 156 | 3.7 | 5.1 | 5.2 |
| 55-59 | 148 | 3.5 | 4.0 | 4.1 |
| 60-64 | 136 | 3.2 | 3.2 | 3.1 |
| 65-69 | 129 | 3.0 | 3.2 | 2.7 |
| 70-74 | 109 | 2.6 | 2.6 | 2.4 |
| 75-79 | 122 | 2.9 | 2.4 | 2.1 |
| 80-84 | 86 | 2.0 | 2.0 | 1.9 |
| 85-89 | 52 | 1.2 | 1.2 | 1.3 |
| 90 + | 23 | 0.5 | 0.7 | 0.6 |
| Unknown | . | . | 0.0 | 0.0 |
| DISCHARGE STATUS | | | | |
| Home self care | 4,038 | 95.0 | 95.7 | 97.3 |
| Another hospital | 177 | 4.2 | 2.9 | 1.1 |
| Skilled nursing facility | . | . | 0.0 | 0.1 |
| Intermediate care | . | . | 0.2 | 0.0 |
| Another type of institution | 9 | 0.2 | 0.4 | 0.6 |
| Under care of home service | . | . | 0.0 | 0.0 |
| Left against medical advice | 18 | 0.4 | 0.3 | 0.5 |
| Under care of a home iv provider | . | . | . | 0.0 |
| Expired | 8 | 0.2 | 0.1 | 0.1 |
| Not reported | . | . | 0.2 | 0.2 |
| PRIMARY PAYER | | | | |
| Medicare | 617 | 14.5 | 13.6 | 13.1 |
| Medicaid | 1,148 | 27.0 | 21.4 | 20.8 |
| Other government | 81 | 1.9 | 3.0 | 2.7 |
| Blue Cross/Blue Shield | 248 | 5.8 | 11.4 | 10.5 |
| Other commercial | 421 | 9.9 | 11.6 | 9.1 |
| Managed care | 988 | 23.2 | 20.3 | 24.2 |
| Self pay | 476 | 11.2 | 13.5 | 8.4 |
| Industrial/Worker's Comp | 97 | 2.3 | 2.4 | 1.9 |
| Charity | 54 | 1.3 | 1.2 | 5.4 |
| Children's Health Insurance Plan | 108 | 2.5 | 1.3 | 0.7 |
| Not reported | 12 | 0.3 | 0.3 | 3.1 |
| LOCAL HEALTH DISTRICT | | | | |
| Bear River | 19 | 0.4 | 7.0 | 5.2 |
| Central Utah | 3,576 | 84.1 | 29.4 | 3.6 |
| Davis County | 30 | 0.7 | 0.5 | 8.2 |
| Salt Lake County | 156 | 3.7 | 2.4 | 36.3 |
| Southeastern Utah | 25 | 0.6 | 5.3 | 2.6 |
| Southwest Utah | 37 | 0.9 | 7.4 | 7.0 |
| Summit County | 4 | 0.1 | 1.1 | 0.6 |
| Tooele County | 10 | 0.2 | 14.2 | 2.0 |
| TriCounty | 22 | 0.5 | 17.4 | 3.7 |
| Utah County | 207 | 4.9 | 1.7 | 15.2 |
| Wasatch County | 6 | 0.1 | 5.4 | 0.7 |
| Weber/Morgan | 18 | 0.4 | 0.4 | 10.2 |
| Unknown Utah | . | . | 0.0 | 0.0 |
| Outside Utah | 135 | 3.2 | 7.6 | 4.4 |
| Unknown | 5 | 0.1 | 0.3 | 0.3 |

* All general acute care hospitals only.

Table 14
ED Outpatient Encounters - Patient Profile
January 1 to December 31, 2009

SEVIER VALLEY MEDICAL CENTER # OF ENCOUNTERS: 6,919
PEER GROUP: Acute, rural, low CMI (n=16) COUNTY: Sevier
AFFILIATION: Intermountain Healthcare E.R. BEDS: 3

| Patient Profile | Encounters | | | |
|----------------------------------|------------|------------|--------|----------|
| | Hospital # | Hospital % | Peer % | State* % |
| GENDER | | | | |
| Female | 3,797 | 54.9 | 53.1 | 55.3 |
| Male | 3,122 | 45.1 | 46.9 | 44.7 |
| Unknown | . | . | 0.0 | 0.0 |
| Not reported | . | . | 0.0 | 0.0 |
| AGE | | | | |
| 1-28 days | 21 | 0.3 | 0.2 | 0.2 |
| 29-365 days | 207 | 3.0 | 3.3 | 2.5 |
| 1-4 years | 700 | 10.1 | 10.0 | 7.5 |
| 5-9 | 435 | 6.3 | 6.3 | 4.4 |
| 10-14 | 434 | 6.3 | 5.8 | 4.1 |
| 15-17 | 381 | 5.5 | 5.2 | 4.0 |
| 18-19 | 258 | 3.7 | 3.6 | 3.8 |
| 20-24 | 527 | 7.6 | 8.3 | 10.9 |
| 25-29 | 499 | 7.2 | 8.7 | 11.0 |
| 30-34 | 423 | 6.1 | 7.8 | 9.0 |
| 35-39 | 359 | 5.2 | 6.0 | 7.2 |
| 40-44 | 318 | 4.6 | 5.0 | 5.9 |
| 45-49 | 402 | 5.8 | 5.4 | 6.0 |
| 50-54 | 353 | 5.1 | 5.1 | 5.2 |
| 55-59 | 270 | 3.9 | 4.0 | 4.1 |
| 60-64 | 232 | 3.4 | 3.2 | 3.1 |
| 65-69 | 283 | 4.1 | 3.2 | 2.7 |
| 70-74 | 228 | 3.3 | 2.6 | 2.4 |
| 75-79 | 254 | 3.7 | 2.4 | 2.1 |
| 80-84 | 178 | 2.6 | 2.0 | 1.9 |
| 85-89 | 93 | 1.3 | 1.2 | 1.3 |
| 90 + | 64 | 0.9 | 0.7 | 0.6 |
| Unknown | . | . | 0.0 | 0.0 |
| DISCHARGE STATUS | | | | |
| Home self care | 6,643 | 96.0 | 95.7 | 97.3 |
| Another hospital | 233 | 3.4 | 2.9 | 1.1 |
| Skilled nursing facility | 4 | 0.1 | 0.0 | 0.1 |
| Intermediate care | . | . | 0.2 | 0.0 |
| Another type of institution | 20 | 0.3 | 0.4 | 0.6 |
| Under care of home service | . | . | 0.0 | 0.0 |
| Left against medical advice | 8 | 0.1 | 0.3 | 0.5 |
| Under care of a home iv provider | . | . | . | 0.0 |
| Expired | 11 | 0.2 | 0.1 | 0.1 |
| Not reported | . | . | 0.2 | 0.2 |
| PRIMARY PAYER | | | | |
| Medicare | 1,203 | 17.4 | 13.6 | 13.1 |
| Medicaid | 1,806 | 26.1 | 21.4 | 20.8 |
| Other government | 136 | 2.0 | 3.0 | 2.7 |
| Blue Cross/Blue Shield | 475 | 6.9 | 11.4 | 10.5 |
| Other commercial | 716 | 10.3 | 11.6 | 9.1 |
| Managed care | 1,444 | 20.9 | 20.3 | 24.2 |
| Self pay | 596 | 8.6 | 13.5 | 8.4 |
| Industrial/Worker's Comp | 178 | 2.6 | 2.4 | 1.9 |
| Charity | 193 | 2.8 | 1.2 | 5.4 |
| Children's Health Insurance Plan | 158 | 2.3 | 1.3 | 0.7 |
| Not reported | 14 | 0.2 | 0.3 | 3.1 |
| LOCAL HEALTH DISTRICT | | | | |
| Bear River | 14 | 0.2 | 7.0 | 5.2 |
| Central Utah | 5,972 | 86.3 | 29.4 | 3.6 |
| Davis County | 28 | 0.4 | 0.5 | 8.2 |
| Salt Lake County | 144 | 2.1 | 2.4 | 36.3 |
| Southeastern Utah | 37 | 0.5 | 5.3 | 2.6 |
| Southwest Utah | 137 | 2.0 | 7.4 | 7.0 |
| Summit County | 3 | 0.0 | 1.1 | 0.6 |
| Tooele County | 7 | 0.1 | 14.2 | 2.0 |
| TriCounty | 10 | 0.1 | 17.4 | 3.7 |
| Utah County | 79 | 1.1 | 1.7 | 15.2 |
| Wasatch County | 1 | 0.0 | 5.4 | 0.7 |
| Weber/Morgan | 21 | 0.3 | 0.4 | 10.2 |
| Unknown Utah | 8 | 0.1 | 0.0 | 0.0 |
| Outside Utah | 435 | 6.3 | 7.6 | 4.4 |
| Unknown | 23 | 0.3 | 0.3 | 0.3 |

* All general acute care hospitals only.

Table 14
ED Outpatient Encounters - Patient Profile
January 1 to December 31, 2009

SALT LAKE REGIONAL MEDICAL CENTER # OF ENCOUNTERS: 8,689
PEER GROUP: Acute, urban, upper medium CMI (n=4) COUNTY: Salt Lake
AFFILIATION: IASIS Healthcare E.R. BEDS: 15

| Patient Profile | Encounters | | | |
|----------------------------------|---------------|---------------|-----------|-------------|
| | Hospital # | Hospital % | Peer % | State* % |
| GENDER | | | | |
| Female | 4,872 | 56.1 | 56.3 | 55.3 |
| Male | 3,817 | 43.9 | 43.7 | 44.7 |
| Unknown | . | . | 0.0 | 0.0 |
| Not reported | . | . | . | 0.0 |
| AGE | | | | |
| 1-28 days | 4 | 0.0 | 0.2 | 0.2 |
| 29-365 days | 67 | 0.8 | 2.4 | 2.5 |
| 1-4 years | 189 | 2.2 | 6.5 | 7.5 |
| 5-9 | 110 | 1.3 | 3.7 | 4.4 |
| 10-14 | 147 | 1.7 | 3.4 | 4.1 |
| 15-17 | 158 | 1.8 | 3.4 | 4.0 |
| 18-19 | 280 | 3.2 | 4.1 | 3.8 |
| 20-24 | 950 | 10.9 | 12.3 | 10.9 |
| 25-29 | 1,101 | 12.7 | 11.4 | 11.0 |
| 30-34 | 910 | 10.5 | 8.8 | 9.0 |
| 35-39 | 853 | 9.8 | 6.9 | 7.2 |
| 40-44 | 788 | 9.1 | 6.1 | 5.9 |
| 45-49 | 754 | 8.7 | 6.2 | 6.0 |
| 50-54 | 609 | 7.0 | 5.4 | 5.2 |
| 55-59 | 499 | 5.7 | 4.3 | 4.1 |
| 60-64 | 314 | 3.6 | 3.2 | 3.1 |
| 65-69 | 237 | 2.7 | 2.7 | 2.7 |
| 70-74 | 205 | 2.4 | 2.4 | 2.4 |
| 75-79 | 148 | 1.7 | 2.3 | 2.1 |
| 80-84 | 161 | 1.9 | 2.1 | 1.9 |
| 85-89 | 124 | 1.4 | 1.6 | 1.3 |
| 90 + | 81 | 0.9 | 0.8 | 0.6 |
| Unknown | . | . | . | 0.0 |
| DISCHARGE STATUS | | | | |
| Home self care | 8,375 | 96.4 | 97.4 | 97.3 |
| Another hospital | 6 | 0.1 | 0.4 | 1.1 |
| Skilled nursing facility | 18 | 0.2 | 0.1 | 0.1 |
| Intermediate care | 2 | 0.0 | 0.0 | 0.0 |
| Another type of institution | 124 | 1.4 | 0.7 | 0.6 |
| Under care of home service | 1 | 0.0 | 0.0 | 0.0 |
| Left against medical advice | 75 | 0.9 | 1.1 | 0.5 |
| Under care of a home iv provider | . | . | . | 0.0 |
| Expired | 7 | 0.1 | 0.1 | 0.1 |
| Not reported | 81 | 0.9 | 0.1 | 0.2 |
| PRIMARY PAYER | | | | |
| Medicare | 1,388 | 16.0 | 14.4 | 13.1 |
| Medicaid | 2,011 | 23.1 | 22.8 | 20.8 |
| Other government | 170 | 2.0 | 2.7 | 2.7 |
| Blue Cross/Blue Shield | 887 | 10.2 | 9.5 | 10.5 |
| Other commercial | 775 | 8.9 | 7.9 | 9.1 |
| Managed care | 860 | 9.9 | 23.4 | 24.2 |
| Self pay | 1 | 0.0 | 6.2 | 8.4 |
| Industrial/Worker's Comp | 137 | 1.6 | 1.7 | 1.9 |
| Charity | 15 | 0.2 | 8.5 | 5.4 |
| Children's Health Insurance Plan | 23 | 0.3 | 0.6 | 0.7 |
| Not reported | 2,422 | 27.9 | 2.3 | 3.1 |
| LOCAL HEALTH DISTRICT | | | | |
| Bear River | 13 | 0.1 | 0.9 | 5.2 |
| Central Utah | 8 | 0.1 | 0.4 | 3.6 |
| Davis County | 257 | 3.0 | 6.6 | 8.2 |
| Salt Lake County | 7,532 | 86.7 | 32.1 | 36.3 |
| Southeastern Utah | 12 | 0.1 | 0.2 | 2.6 |
| Southwest Utah | 17 | 0.2 | 0.2 | 7.0 |
| Summit County | 41 | 0.5 | 0.3 | 0.6 |
| Tooele County | 75 | 0.9 | 0.3 | 2.0 |
| TriCounty | 19 | 0.2 | 0.1 | 3.7 |
| Utah County | 90 | 1.0 | 24.0 | 15.2 |
| Wasatch County | 5 | 0.1 | 0.2 | 0.7 |
| Weber/Morgan | 59 | 0.7 | 30.8 | 10.2 |
| Unknown Utah | 3 | 0.0 | 0.0 | 0.0 |
| Outside Utah | 481 | 5.5 | 3.5 | 4.4 |
| Unknown | 77 | 0.9 | 0.2 | 0.3 |

* All general acute care hospitals only.

Table 14
ED Outpatient Encounters - Patient Profile
January 1 to December 31, 2009

ST MARKS HOSPITAL # OF ENCOUNTERS: 37,407
PEER GROUP: Acute, urban, upper medium CMI (n=4) COUNTY: Salt Lake
AFFILIATION: Mountainstar Healthcare E.R. BEDS: 21

| Patient Profile | Encounters | | | |
|----------------------------------|------------|------------|--------|----------|
| | Hospital # | Hospital % | Peer % | State* % |
| GENDER | | | | |
| Female | 22,242 | 59.5 | 56.3 | 55.3 |
| Male | 15,164 | 40.5 | 43.7 | 44.7 |
| Unknown | 1 | 0.0 | 0.0 | 0.0 |
| Not reported | . | . | . | 0.0 |
| AGE | | | | |
| 1-28 days | 31 | 0.1 | 0.2 | 0.2 |
| 29-365 days | 477 | 1.3 | 2.4 | 2.5 |
| 1-4 years | 1,324 | 3.5 | 6.5 | 7.5 |
| 5-9 | 838 | 2.2 | 3.7 | 4.4 |
| 10-14 | 862 | 2.3 | 3.4 | 4.1 |
| 15-17 | 1,013 | 2.7 | 3.4 | 4.0 |
| 18-19 | 1,197 | 3.2 | 4.1 | 3.8 |
| 20-24 | 4,165 | 11.1 | 12.3 | 10.9 |
| 25-29 | 4,597 | 12.3 | 11.4 | 11.0 |
| 30-34 | 3,653 | 9.8 | 8.8 | 9.0 |
| 35-39 | 2,969 | 7.9 | 6.9 | 7.2 |
| 40-44 | 2,708 | 7.2 | 6.1 | 5.9 |
| 45-49 | 2,689 | 7.2 | 6.2 | 6.0 |
| 50-54 | 2,231 | 6.0 | 5.4 | 5.2 |
| 55-59 | 1,868 | 5.0 | 4.3 | 4.1 |
| 60-64 | 1,321 | 3.5 | 3.2 | 3.1 |
| 65-69 | 1,074 | 2.9 | 2.7 | 2.7 |
| 70-74 | 1,021 | 2.7 | 2.4 | 2.4 |
| 75-79 | 978 | 2.6 | 2.3 | 2.1 |
| 80-84 | 1,078 | 2.9 | 2.1 | 1.9 |
| 85-89 | 876 | 2.3 | 1.6 | 1.3 |
| 90 + | 437 | 1.2 | 0.8 | 0.6 |
| Unknown | . | . | . | 0.0 |
| DISCHARGE STATUS | | | | |
| Home self care | 36,502 | 97.6 | 97.4 | 97.3 |
| Another hospital | 108 | 0.3 | 0.4 | 1.1 |
| Skilled nursing facility | 26 | 0.1 | 0.1 | 0.1 |
| Intermediate care | . | . | 0.0 | 0.0 |
| Another type of institution | 460 | 1.2 | 0.7 | 0.6 |
| Under care of home service | 59 | 0.2 | 0.0 | 0.0 |
| Left against medical advice | 169 | 0.5 | 1.1 | 0.5 |
| Under care of a home iv provider | . | . | . | 0.0 |
| Expired | 54 | 0.1 | 0.1 | 0.1 |
| Not reported | 29 | 0.1 | 0.1 | 0.2 |
| PRIMARY PAYER | | | | |
| Medicare | 6,791 | 18.2 | 14.4 | 13.1 |
| Medicaid | 8,694 | 23.2 | 22.8 | 20.8 |
| Other government | 593 | 1.6 | 2.7 | 2.7 |
| Blue Cross/Blue Shield | 5,724 | 15.3 | 9.5 | 10.5 |
| Other commercial | 2,538 | 6.8 | 7.9 | 9.1 |
| Managed care | 6,615 | 17.7 | 23.4 | 24.2 |
| Self pay | 4,450 | 11.9 | 6.2 | 8.4 |
| Industrial/Worker's Comp | 714 | 1.9 | 1.7 | 1.9 |
| Charity | 1,149 | 3.1 | 8.5 | 5.4 |
| Children's Health Insurance Plan | 108 | 0.3 | 0.6 | 0.7 |
| Not reported | 31 | 0.1 | 2.3 | 3.1 |
| LOCAL HEALTH DISTRICT | | | | |
| Bear River | 40 | 0.1 | 0.9 | 5.2 |
| Central Utah | 37 | 0.1 | 0.4 | 3.6 |
| Davis County | 467 | 1.2 | 6.6 | 8.2 |
| Salt Lake County | 34,647 | 92.6 | 32.1 | 36.3 |
| Southeastern Utah | 38 | 0.1 | 0.2 | 2.6 |
| Southwest Utah | 43 | 0.1 | 0.2 | 7.0 |
| Summit County | 270 | 0.7 | 0.3 | 0.6 |
| Tooele County | 302 | 0.8 | 0.3 | 2.0 |
| TriCounty | 56 | 0.1 | 0.1 | 3.7 |
| Utah County | 359 | 1.0 | 24.0 | 15.2 |
| Wasatch County | 52 | 0.1 | 0.2 | 0.7 |
| Weber/Morgan | 145 | 0.4 | 30.8 | 10.2 |
| Unknown Utah | 24 | 0.1 | 0.0 | 0.0 |
| Outside Utah | 897 | 2.4 | 3.5 | 4.4 |
| Unknown | 30 | 0.1 | 0.2 | 0.3 |

* All general acute care hospitals only.

Table 14
ED Outpatient Encounters - Patient Profile
January 1 to December 31, 2009

TIMPANOGOS REGIONAL HOSPITAL # OF ENCOUNTERS: 16,126
PEER GROUP: Acute, urban, low CMI (n=5) COUNTY: Utah
AFFILIATION: Mountainstar Healthcare E.R. BEDS: 6

| Patient Profile | Encounters | | | |
|----------------------------------|------------|------------|--------|----------|
| | Hospital # | Hospital % | Peer % | State* % |
| GENDER | | | | |
| Female | 9,086 | 56.3 | 56.1 | 55.3 |
| Male | 7,040 | 43.7 | 43.9 | 44.7 |
| Unknown | . | . | . | 0.0 |
| Not reported | . | . | . | 0.0 |
| AGE | | | | |
| 1-28 days | 37 | 0.2 | 0.2 | 0.2 |
| 29-365 days | 386 | 2.4 | 2.7 | 2.5 |
| 1-4 years | 1,326 | 8.2 | 8.9 | 7.5 |
| 5-9 | 714 | 4.4 | 5.3 | 4.4 |
| 10-14 | 686 | 4.3 | 5.0 | 4.1 |
| 15-17 | 638 | 4.0 | 4.5 | 4.0 |
| 18-19 | 572 | 3.5 | 3.6 | 3.8 |
| 20-24 | 1,780 | 11.0 | 10.5 | 10.9 |
| 25-29 | 2,005 | 12.4 | 11.3 | 11.0 |
| 30-34 | 1,699 | 10.5 | 9.9 | 9.0 |
| 35-39 | 1,299 | 8.1 | 7.8 | 7.2 |
| 40-44 | 898 | 5.6 | 5.9 | 5.9 |
| 45-49 | 840 | 5.2 | 5.3 | 6.0 |
| 50-54 | 736 | 4.6 | 4.4 | 5.2 |
| 55-59 | 496 | 3.1 | 3.4 | 4.1 |
| 60-64 | 433 | 2.7 | 2.5 | 3.1 |
| 65-69 | 353 | 2.2 | 2.4 | 2.7 |
| 70-74 | 354 | 2.2 | 1.9 | 2.4 |
| 75-79 | 271 | 1.7 | 1.7 | 2.1 |
| 80-84 | 268 | 1.7 | 1.4 | 1.9 |
| 85-89 | 226 | 1.4 | 1.1 | 1.3 |
| 90 + | 109 | 0.7 | 0.4 | 0.6 |
| Unknown | . | . | . | 0.0 |
| DISCHARGE STATUS | | | | |
| Home self care | 15,819 | 98.1 | 97.0 | 97.3 |
| Another hospital | 123 | 0.8 | 1.5 | 1.1 |
| Skilled nursing facility | 26 | 0.2 | 0.0 | 0.1 |
| Intermediate care | 1 | 0.0 | 0.0 | 0.0 |
| Another type of institution | 84 | 0.5 | 0.7 | 0.6 |
| Under care of home service | 7 | 0.0 | 0.0 | 0.0 |
| Left against medical advice | 41 | 0.3 | 0.2 | 0.5 |
| Under care of a home iv provider | . | . | . | 0.0 |
| Expired | 21 | 0.1 | 0.1 | 0.1 |
| Not reported | 4 | 0.0 | 0.3 | 0.2 |
| PRIMARY PAYER | | | | |
| Medicare | 2,087 | 12.9 | 10.2 | 13.1 |
| Medicaid | 3,177 | 19.7 | 18.6 | 20.8 |
| Other government | 291 | 1.8 | 2.2 | 2.7 |
| Blue Cross/Blue Shield | 2,810 | 17.4 | 11.4 | 10.5 |
| Other commercial | 1,327 | 8.2 | 9.2 | 9.1 |
| Managed care | 3,638 | 22.6 | 30.8 | 24.2 |
| Self pay | 2,297 | 14.2 | 6.3 | 8.4 |
| Industrial/Worker's Comp | 312 | 1.9 | 1.5 | 1.9 |
| Charity | 163 | 1.0 | 4.2 | 5.4 |
| Children's Health Insurance Plan | . | . | 0.9 | 0.7 |
| Not reported | 24 | 0.1 | 4.6 | 3.1 |
| LOCAL HEALTH DISTRICT | | | | |
| Bear River | 42 | 0.3 | 0.1 | 5.2 |
| Central Utah | 80 | 0.5 | 0.2 | 3.6 |
| Davis County | 42 | 0.3 | 0.4 | 8.2 |
| Salt Lake County | 331 | 2.1 | 52.3 | 36.3 |
| Southeastern Utah | 84 | 0.5 | 0.2 | 2.6 |
| Southwest Utah | 44 | 0.3 | 0.2 | 7.0 |
| Summit County | 16 | 0.1 | 0.1 | 0.6 |
| Tooele County | 12 | 0.1 | 0.2 | 2.0 |
| TriCounty | 50 | 0.3 | 0.1 | 3.7 |
| Utah County | 14,668 | 91.0 | 42.9 | 15.2 |
| Wasatch County | 71 | 0.4 | 0.1 | 0.7 |
| Weber/Morgan | 17 | 0.1 | 0.1 | 10.2 |
| Unknown Utah | 2 | 0.0 | 0.0 | 0.0 |
| Outside Utah | 641 | 4.0 | 2.8 | 4.4 |
| Unknown | 26 | 0.2 | 0.2 | 0.3 |

* All general acute care hospitals only.

Table 14
ED Outpatient Encounters - Patient Profile
January 1 to December 31, 2009

UINTAH BASIN MEDICAL CENTER # OF ENCOUNTERS: 12,887
PEER GROUP: Acute, rural, low CMI (n=16) COUNTY: Duchesne
AFFILIATION: Freestanding E.R. BEDS: 7

| Patient Profile | Encounters | | | |
|----------------------------------|---------------|---------------|-----------|-------------|
| | Hospital # | Hospital % | Peer % | State* % |
| GENDER | | | | |
| Female | 6,954 | 54.0 | 53.1 | 55.3 |
| Male | 5,927 | 46.0 | 46.9 | 44.7 |
| Unknown | 2 | 0.0 | 0.0 | 0.0 |
| Not reported | 4 | 0.0 | 0.0 | 0.0 |
| AGE | | | | |
| 1-28 days | 36 | 0.3 | 0.2 | 0.2 |
| 29-365 days | 513 | 4.0 | 3.3 | 2.5 |
| 1-4 years | 1,261 | 9.8 | 10.0 | 7.5 |
| 5-9 | 769 | 6.0 | 6.3 | 4.4 |
| 10-14 | 665 | 5.2 | 5.8 | 4.1 |
| 15-17 | 598 | 4.6 | 5.2 | 4.0 |
| 18-19 | 387 | 3.0 | 3.6 | 3.8 |
| 20-24 | 1,218 | 9.5 | 8.3 | 10.9 |
| 25-29 | 1,534 | 11.9 | 8.7 | 11.0 |
| 30-34 | 1,142 | 8.9 | 7.8 | 9.0 |
| 35-39 | 715 | 5.5 | 6.0 | 7.2 |
| 40-44 | 688 | 5.3 | 5.0 | 5.9 |
| 45-49 | 696 | 5.4 | 5.4 | 6.0 |
| 50-54 | 650 | 5.0 | 5.1 | 5.2 |
| 55-59 | 453 | 3.5 | 4.0 | 4.1 |
| 60-64 | 330 | 2.6 | 3.2 | 3.1 |
| 65-69 | 309 | 2.4 | 3.2 | 2.7 |
| 70-74 | 274 | 2.1 | 2.6 | 2.4 |
| 75-79 | 232 | 1.8 | 2.4 | 2.1 |
| 80-84 | 236 | 1.8 | 2.0 | 1.9 |
| 85-89 | 118 | 0.9 | 1.2 | 1.3 |
| 90 + | 62 | 0.5 | 0.7 | 0.6 |
| Unknown | 1 | 0.0 | 0.0 | 0.0 |
| DISCHARGE STATUS | | | | |
| Home self care | 12,612 | 97.9 | 95.7 | 97.3 |
| Another hospital | 184 | 1.4 | 2.9 | 1.1 |
| Skilled nursing facility | 10 | 0.1 | 0.0 | 0.1 |
| Intermediate care | 1 | 0.0 | 0.2 | 0.0 |
| Another type of institution | 23 | 0.2 | 0.4 | 0.6 |
| Under care of home service | 1 | 0.0 | 0.0 | 0.0 |
| Left against medical advice | 41 | 0.3 | 0.3 | 0.5 |
| Under care of a home iv provider | . | . | . | 0.0 |
| Expired | 12 | 0.1 | 0.1 | 0.1 |
| Not reported | 3 | 0.0 | 0.2 | 0.2 |
| PRIMARY PAYER | | | | |
| Medicare | 1,440 | 11.2 | 13.6 | 13.1 |
| Medicaid | 2,602 | 20.2 | 21.4 | 20.8 |
| Other government | 920 | 7.1 | 3.0 | 2.7 |
| Blue Cross/Blue Shield | 1,238 | 9.6 | 11.4 | 10.5 |
| Other commercial | 1,329 | 10.3 | 11.6 | 9.1 |
| Managed care | 2,051 | 15.9 | 20.3 | 24.2 |
| Self pay | 2,819 | 21.9 | 13.5 | 8.4 |
| Industrial/Worker's Comp | 379 | 2.9 | 2.4 | 1.9 |
| Charity | 1 | 0.0 | 1.2 | 5.4 |
| Children's Health Insurance Plan | 107 | 0.8 | 1.3 | 0.7 |
| Not reported | 1 | 0.0 | 0.3 | 3.1 |
| LOCAL HEALTH DISTRICT | | | | |
| Bear River | 10 | 0.1 | 7.0 | 5.2 |
| Central Utah | 16 | 0.1 | 29.4 | 3.6 |
| Davis County | 27 | 0.2 | 0.5 | 8.2 |
| Salt Lake County | 141 | 1.1 | 2.4 | 36.3 |
| Southeastern Utah | 31 | 0.2 | 5.3 | 2.6 |
| Southwest Utah | 16 | 0.1 | 7.4 | 7.0 |
| Summit County | 12 | 0.1 | 1.1 | 0.6 |
| Tooele County | 11 | 0.1 | 14.2 | 2.0 |
| TriCounty | 12,276 | 95.3 | 17.4 | 3.7 |
| Utah County | 66 | 0.5 | 1.7 | 15.2 |
| Wasatch County | 10 | 0.1 | 5.4 | 0.7 |
| Weber/Morgan | 19 | 0.1 | 0.4 | 10.2 |
| Unknown Utah | . | . | 0.0 | 0.0 |
| Outside Utah | 249 | 1.9 | 7.6 | 4.4 |
| Unknown | 3 | 0.0 | 0.3 | 0.3 |

* All general acute care hospitals only.

Table 14
 ED Outpatient Encounters - Patient Profile
 January 1 to December 31, 2009

UHC UNIVERSITY HOSPITALS & CLINICS # OF ENCOUNTERS: 29,554
 PEER GROUP: Acute, urban, high CMI (n=3) COUNTY: Salt Lake
 AFFILIATION: University Healthcare E.R. BEDS: 28

| Patient Profile | Encounters | | | |
|----------------------------------|------------|------------|--------|----------|
| | Hospital # | Hospital % | Peer % | State* % |
| GENDER | | | | |
| Female | 15,681 | 53.1 | 56.4 | 55.3 |
| Male | 13,873 | 46.9 | 43.6 | 44.7 |
| Unknown | . | . | . | 0.0 |
| Not reported | . | . | . | 0.0 |
| AGE | | | | |
| 1-28 days | 13 | 0.0 | 0.1 | 0.2 |
| 29-365 days | 86 | 0.3 | 1.3 | 2.5 |
| 1-4 years | 233 | 0.8 | 3.6 | 7.5 |
| 5-9 | 165 | 0.6 | 2.1 | 4.4 |
| 10-14 | 283 | 1.0 | 2.3 | 4.1 |
| 15-17 | 675 | 2.3 | 2.9 | 4.0 |
| 18-19 | 1,316 | 4.5 | 3.8 | 3.8 |
| 20-24 | 4,065 | 13.8 | 12.5 | 10.9 |
| 25-29 | 4,247 | 14.4 | 12.9 | 11.0 |
| 30-34 | 3,442 | 11.6 | 10.4 | 9.0 |
| 35-39 | 2,861 | 9.7 | 8.6 | 7.2 |
| 40-44 | 2,392 | 8.1 | 7.2 | 5.9 |
| 45-49 | 2,501 | 8.5 | 7.4 | 6.0 |
| 50-54 | 2,178 | 7.4 | 6.5 | 5.2 |
| 55-59 | 1,548 | 5.2 | 5.0 | 4.1 |
| 60-64 | 1,049 | 3.5 | 3.4 | 3.1 |
| 65-69 | 799 | 2.7 | 2.8 | 2.7 |
| 70-74 | 560 | 1.9 | 2.3 | 2.4 |
| 75-79 | 446 | 1.5 | 1.9 | 2.1 |
| 80-84 | 344 | 1.2 | 1.6 | 1.9 |
| 85-89 | 264 | 0.9 | 1.1 | 1.3 |
| 90 + | 87 | 0.3 | 0.5 | 0.6 |
| Unknown | . | . | . | 0.0 |
| DISCHARGE STATUS | | | | |
| Home self care | 29,374 | 99.4 | 98.4 | 97.3 |
| Another hospital | . | . | 0.3 | 1.1 |
| Skilled nursing facility | . | . | 0.1 | 0.1 |
| Intermediate care | . | . | 0.0 | 0.0 |
| Another type of institution | . | . | 0.6 | 0.6 |
| Under care of home service | . | . | 0.0 | 0.0 |
| Left against medical advice | 96 | 0.3 | 0.4 | 0.5 |
| Under care of a home iv provider | . | . | . | 0.0 |
| Expired | 20 | 0.1 | 0.1 | 0.1 |
| Not reported | 64 | 0.2 | 0.1 | 0.2 |
| PRIMARY PAYER | | | | |
| Medicare | 4,007 | 13.6 | 12.8 | 13.1 |
| Medicaid | 5,388 | 18.2 | 17.3 | 20.8 |
| Other government | 523 | 1.8 | 1.4 | 2.7 |
| Blue Cross/Blue Shield | 4,807 | 16.3 | 8.7 | 10.5 |
| Other commercial | 2,617 | 8.9 | 8.2 | 9.1 |
| Managed care | 4,662 | 15.8 | 28.5 | 24.2 |
| Self pay | 6,719 | 22.7 | 12.3 | 8.4 |
| Industrial/Worker's Comp | 798 | 2.7 | 2.0 | 1.9 |
| Charity | 1 | 0.0 | 8.1 | 5.4 |
| Children's Health Insurance Plan | 21 | 0.1 | 0.3 | 0.7 |
| Not reported | 11 | 0.0 | 0.5 | 3.1 |
| LOCAL HEALTH DISTRICT | | | | |
| Bear River | 121 | 0.4 | 0.2 | 5.2 |
| Central Utah | 81 | 0.3 | 0.2 | 3.6 |
| Davis County | 1,586 | 5.4 | 2.9 | 8.2 |
| Salt Lake County | 22,075 | 74.7 | 86.2 | 36.3 |
| Southeastern Utah | 96 | 0.3 | 0.2 | 2.6 |
| Southwest Utah | 89 | 0.3 | 0.2 | 7.0 |
| Summit County | 787 | 2.7 | 1.3 | 0.6 |
| Tooele County | 588 | 2.0 | 1.2 | 2.0 |
| TriCounty | 164 | 0.6 | 0.3 | 3.7 |
| Utah County | 590 | 2.0 | 1.7 | 15.2 |
| Wasatch County | 104 | 0.4 | 0.2 | 0.7 |
| Weber/Morgan | 463 | 1.6 | 0.7 | 10.2 |
| Unknown Utah | 1 | 0.0 | 0.0 | 0.0 |
| Outside Utah | 2,790 | 9.4 | 4.5 | 4.4 |
| Unknown | 19 | 0.1 | 0.1 | 0.3 |

* All general acute care hospitals only.

Table 14
ED Outpatient Encounters - Patient Profile
January 1 to December 31, 2009

UTAH VALLEY REGIONAL MEDICAL CENTER # OF ENCOUNTERS: 36,624
PEER GROUP: Acute, urban, upper medium CMI (n=4) COUNTY: Utah
AFFILIATION: Intermountain Healthcare E.R. BEDS: 20

| Patient Profile | Encounters | | | |
|----------------------------------|---------------|------|-----------|-------------|
| | Hospital # | % | Peer % | State* % |
| GENDER | | | | |
| Female | 19,791 | 54.0 | 56.3 | 55.3 |
| Male | 16,833 | 46.0 | 43.7 | 44.7 |
| Unknown | . | . | 0.0 | 0.0 |
| Not reported | . | . | . | 0.0 |
| AGE | | | | |
| 1-28 days | 103 | 0.3 | 0.2 | 0.2 |
| 29-365 days | 1,072 | 2.9 | 2.4 | 2.5 |
| 1-4 years | 3,059 | 8.4 | 6.5 | 7.5 |
| 5-9 | 1,495 | 4.1 | 3.7 | 4.4 |
| 10-14 | 1,335 | 3.6 | 3.4 | 4.1 |
| 15-17 | 1,444 | 3.9 | 3.4 | 4.0 |
| 18-19 | 1,994 | 5.4 | 4.1 | 3.8 |
| 20-24 | 5,662 | 15.5 | 12.3 | 10.9 |
| 25-29 | 4,277 | 11.7 | 11.4 | 11.0 |
| 30-34 | 2,824 | 7.7 | 8.8 | 9.0 |
| 35-39 | 2,182 | 6.0 | 6.9 | 7.2 |
| 40-44 | 1,647 | 4.5 | 6.1 | 5.9 |
| 45-49 | 1,788 | 4.9 | 6.2 | 6.0 |
| 50-54 | 1,653 | 4.5 | 5.4 | 5.2 |
| 55-59 | 1,295 | 3.5 | 4.3 | 4.1 |
| 60-64 | 1,080 | 2.9 | 3.2 | 3.1 |
| 65-69 | 923 | 2.5 | 2.7 | 2.7 |
| 70-74 | 759 | 2.1 | 2.4 | 2.4 |
| 75-79 | 765 | 2.1 | 2.3 | 2.1 |
| 80-84 | 668 | 1.8 | 2.1 | 1.9 |
| 85-89 | 394 | 1.1 | 1.6 | 1.3 |
| 90 + | 205 | 0.6 | 0.8 | 0.6 |
| Unknown | . | . | . | 0.0 |
| DISCHARGE STATUS | | | | |
| Home self care | 35,210 | 96.1 | 97.4 | 97.3 |
| Another hospital | 207 | 0.6 | 0.4 | 1.1 |
| Skilled nursing facility | 148 | 0.4 | 0.1 | 0.1 |
| Intermediate care | 3 | 0.0 | 0.0 | 0.0 |
| Another type of institution | 85 | 0.2 | 0.7 | 0.6 |
| Under care of home service | 3 | 0.0 | 0.0 | 0.0 |
| Left against medical advice | 890 | 2.4 | 1.1 | 0.5 |
| Under care of a home iv provider | . | . | . | 0.0 |
| Expired | 60 | 0.2 | 0.1 | 0.1 |
| Not reported | 18 | 0.0 | 0.1 | 0.2 |
| PRIMARY PAYER | | | | |
| Medicare | 4,408 | 12.0 | 14.4 | 13.1 |
| Medicaid | 8,071 | 22.0 | 22.8 | 20.8 |
| Other government | 619 | 1.7 | 2.7 | 2.7 |
| Blue Cross/Blue Shield | 2,078 | 5.7 | 9.5 | 10.5 |
| Other commercial | 3,186 | 8.7 | 7.9 | 9.1 |
| Managed care | 12,204 | 33.3 | 23.4 | 24.2 |
| Self pay | 1,739 | 4.7 | 6.2 | 8.4 |
| Industrial/Worker's Comp | 534 | 1.5 | 1.7 | 1.9 |
| Charity | 3,052 | 8.3 | 8.5 | 5.4 |
| Children's Health Insurance Plan | 322 | 0.9 | 0.6 | 0.7 |
| Not reported | 411 | 1.1 | 2.3 | 3.1 |
| LOCAL HEALTH DISTRICT | | | | |
| Bear River | 60 | 0.2 | 0.9 | 5.2 |
| Central Utah | 520 | 1.4 | 0.4 | 3.6 |
| Davis County | 154 | 0.4 | 6.6 | 8.2 |
| Salt Lake County | 709 | 1.9 | 32.1 | 36.3 |
| Southeastern Utah | 268 | 0.7 | 0.2 | 2.6 |
| Southwest Utah | 145 | 0.4 | 0.2 | 7.0 |
| Summit County | 36 | 0.1 | 0.3 | 0.6 |
| Tooele County | 39 | 0.1 | 0.3 | 2.0 |
| TriCounty | 93 | 0.3 | 0.1 | 3.7 |
| Utah County | 31,991 | 87.3 | 24.0 | 15.2 |
| Wasatch County | 178 | 0.5 | 0.2 | 0.7 |
| Weber/Morgan | 89 | 0.2 | 30.8 | 10.2 |
| Unknown Utah | 15 | 0.0 | 0.0 | 0.0 |
| Outside Utah | 2,202 | 6.0 | 3.5 | 4.4 |
| Unknown | 125 | 0.3 | 0.2 | 0.3 |

* All general acute care hospitals only.

Table 14
ED Outpatient Encounters - Patient Profile
January 1 to December 31, 2009

VALLEY VIEW MEDICAL CENTER # OF ENCOUNTERS: 13,219
PEER GROUP: Acute, rural, high CMI (n=6) COUNTY: Iron
AFFILIATION: Intermountain Healthcare E.R. BEDS: 7

| Patient Profile | Encounters | | | |
|----------------------------------|---------------|------|-----------|-------------|
| | Hospital # | % | Peer % | State* % |
| GENDER | | | | |
| Female | 7,011 | 53.0 | 53.0 | 55.3 |
| Male | 6,208 | 47.0 | 47.0 | 44.7 |
| Unknown | . | . | 0.0 | 0.0 |
| Not reported | . | . | . | 0.0 |
| AGE | | | | |
| 1-28 days | 20 | 0.2 | 0.2 | 0.2 |
| 29-365 days | 412 | 3.1 | 3.1 | 2.5 |
| 1-4 years | 1,191 | 9.0 | 9.3 | 7.5 |
| 5-9 | 667 | 5.0 | 5.4 | 4.4 |
| 10-14 | 746 | 5.6 | 4.9 | 4.1 |
| 15-17 | 632 | 4.8 | 4.3 | 4.0 |
| 18-19 | 702 | 5.3 | 4.0 | 3.8 |
| 20-24 | 1,454 | 11.0 | 9.7 | 10.9 |
| 25-29 | 1,198 | 9.1 | 9.5 | 11.0 |
| 30-34 | 996 | 7.5 | 7.4 | 9.0 |
| 35-39 | 788 | 6.0 | 5.8 | 7.2 |
| 40-44 | 659 | 5.0 | 4.9 | 5.9 |
| 45-49 | 666 | 5.0 | 5.3 | 6.0 |
| 50-54 | 627 | 4.7 | 4.8 | 5.2 |
| 55-59 | 533 | 4.0 | 3.9 | 4.1 |
| 60-64 | 441 | 3.3 | 3.4 | 3.1 |
| 65-69 | 427 | 3.2 | 3.1 | 2.7 |
| 70-74 | 361 | 2.7 | 3.0 | 2.4 |
| 75-79 | 278 | 2.1 | 2.8 | 2.1 |
| 80-84 | 207 | 1.6 | 2.5 | 1.9 |
| 85-89 | 142 | 1.1 | 1.7 | 1.3 |
| 90 + | 72 | 0.5 | 0.8 | 0.6 |
| Unknown | . | . | 0.0 | 0.0 |
| DISCHARGE STATUS | | | | |
| Home self care | 13,032 | 98.6 | 97.7 | 97.3 |
| Another hospital | 132 | 1.0 | 1.1 | 1.1 |
| Skilled nursing facility | . | . | 0.2 | 0.1 |
| Intermediate care | . | . | 0.0 | 0.0 |
| Another type of institution | 11 | 0.1 | 0.3 | 0.6 |
| Under care of home service | . | . | 0.0 | 0.0 |
| Left against medical advice | 23 | 0.2 | 0.5 | 0.5 |
| Under care of a home iv provider | . | . | . | 0.0 |
| Expired | 21 | 0.2 | 0.2 | 0.1 |
| Not reported | . | . | 0.0 | 0.2 |
| PRIMARY PAYER | | | | |
| Medicare | 1,868 | 14.1 | 15.6 | 13.1 |
| Medicaid | 3,409 | 25.8 | 20.7 | 20.8 |
| Other government | 410 | 3.1 | 2.1 | 2.7 |
| Blue Cross/Blue Shield | 1,285 | 9.7 | 12.3 | 10.5 |
| Other commercial | 1,509 | 11.4 | 11.4 | 9.1 |
| Managed care | 2,403 | 18.2 | 19.6 | 24.2 |
| Self pay | 568 | 4.3 | 8.9 | 8.4 |
| Industrial/Worker's Comp | 247 | 1.9 | 2.3 | 1.9 |
| Charity | 1,290 | 9.8 | 5.7 | 5.4 |
| Children's Health Insurance Plan | 167 | 1.3 | 1.1 | 0.7 |
| Not reported | 63 | 0.5 | 0.4 | 3.1 |
| LOCAL HEALTH DISTRICT | | | | |
| Bear River | 27 | 0.2 | 26.0 | 5.2 |
| Central Utah | 92 | 0.7 | 0.3 | 3.6 |
| Davis County | 40 | 0.3 | 0.6 | 8.2 |
| Salt Lake County | 141 | 1.1 | 1.5 | 36.3 |
| Southeastern Utah | 45 | 0.3 | 12.2 | 2.6 |
| Southwest Utah | 11,448 | 86.6 | 38.3 | 7.0 |
| Summit County | 4 | 0.0 | 1.1 | 0.6 |
| Tooele County | 11 | 0.1 | 0.1 | 2.0 |
| TriCounty | 14 | 0.1 | 10.6 | 3.7 |
| Utah County | 135 | 1.0 | 0.8 | 15.2 |
| Wasatch County | 9 | 0.1 | 0.1 | 0.7 |
| Weber/Morgan | 27 | 0.2 | 0.8 | 10.2 |
| Unknown Utah | . | . | 0.0 | 0.0 |
| Outside Utah | 1,185 | 9.0 | 7.2 | 4.4 |
| Unknown | 41 | 0.3 | 0.4 | 0.3 |

* All general acute care hospitals only.

Table 15
ED Outpatient Encounters by Major Disease Category
January 1, 2009 to December 31, 2009

Health District of Hospital: Southeastern Utah
Inpatient Peer group: Acute, rural, low CMI (n=16)

County: Grand
Ownership: Government

ED beds: 3
Affiliation: Management

| Major disease category and ICD-9 code range* | Number of Encounters | | | Percent of Encounters | | | Total Charges*** | | | |
|---|----------------------|--------|---------|-----------------------|--------|---------|------------------|------------|--------|---------|
| | Hospital # | Peer # | State # | Hospital % | Peer % | State % | Hospital \$ | Hospital % | Peer % | State % |
| All Encounters | 3,935 | 71,843 | 684,176 | 100.0 | 100.0 | 100.0 | \$3,235,874 | 100.0 | 100.0 | 100.0 |
| Infectious and parasitic diseases 001-139 | 154 | 2,176 | 15,677 | 3.9 | 3.0 | 2.3 | \$60,498 | 1.9 | 1.6 | 1.3 |
| Neoplasms 140-239 | 10 | 96 | 643 | 0.3 | 0.1 | 0.1 | \$17,378 | 0.5 | 0.2 | 0.2 |
| Endocrine, nutritional, metab. & immunity disorders 240-279 | 52 | 1,093 | 8,934 | 1.3 | 1.5 | 1.3 | \$43,829 | 1.4 | 1.9 | 1.5 |
| Diseases of the Blood and Blood-Forming Organs 280-289 | 1 | 123 | 1,182 | 0.0 | 0.2 | 0.2 | \$655 | 0.0 | 0.3 | 0.3 |
| Mental disorders 290-319 | 79 | 1,840 | 23,035 | 2.0 | 2.6 | 3.4 | \$65,679 | 2.0 | 2.6 | 3.5 |
| Diseases of the nervous system and sense organs 320-389 | 271 | 5,247 | 38,905 | 6.9 | 7.3 | 5.7 | \$132,826 | 4.1 | 4.1 | 3.9 |
| Diseases of the circulatory system 390-459 | 90 | 1,824 | 13,875 | 2.3 | 2.5 | 2.0 | \$154,608 | 4.8 | 5.6 | 3.9 |
| Diseases of the respiratory system 460-519 | 458 | 8,702 | 71,341 | 11.6 | 12.1 | 10.4 | \$262,749 | 8.1 | 7.6 | 6.9 |
| Diseases of the digestive system 520-579 | 181 | 4,335 | 35,571 | 4.6 | 6.0 | 5.2 | \$202,011 | 6.2 | 7.1 | 6.1 |
| Diseases of the genitourinary system 580-629 | 179 | 3,664 | 38,494 | 4.5 | 5.1 | 5.6 | \$182,205 | 5.6 | 7.4 | 8.0 |
| Complications of pregn., childbirth, & puerperium 630-677 | 94 | 1,977 | 19,844 | 2.4 | 2.8 | 2.9 | \$56,038 | 1.7 | 2.5 | 3.1 |
| Diseases of the skin and subcutaneous tissue 680-709 | 97 | 2,168 | 24,247 | 2.5 | 3.0 | 3.5 | \$42,294 | 1.3 | 1.5 | 2.0 |
| Diseases of the musculoskeletal sys. & conn. tissue 710-739 | 138 | 3,639 | 35,953 | 3.5 | 5.1 | 5.3 | \$101,703 | 3.1 | 4.1 | 4.1 |
| Congenital Anomalies 740-759 | 1 | 29 | 202 | 0.0 | 0.0 | 0.0 | \$146 | 0.0 | 0.1 | 0.0 |
| Certain conditions orig. in the perinatal period 760-779 | 1 | 80 | 1,057 | 0.0 | 0.1 | 0.2 | \$284 | 0.0 | 0.1 | 0.1 |
| Symptoms, signs, and ill-defined conditions 780-799 | 480 | 10,391 | 152,720 | 12.2 | 14.5 | 22.3 | \$485,282 | 15.0 | 22.1 | 32.0 |
| Injury and poisoning ** 800-999 | 1,488 | 22,399 | 181,796 | 37.8 | 31.2 | 26.6 | \$1,294,552 | 40.0 | 30.0 | 22.3 |
| Supplementary classification V01-V82 | 45 | 1,727 | 20,079 | 1.1 | 2.4 | 2.9 | \$10,867 | 0.3 | 0.9 | 0.8 |
| All other diagnoses | 116 | 333 | 621 | 2.9 | 0.5 | 0.1 | \$122,272 | 3.8 | 0.5 | 0.0 |

* Based on Principal Diagnosis.

** See Table 8 for subcategories of injury and poisoning.

*** Excludes professional fees.

Health District of Hospital: Salt Lake County
Inpatient Peer group: Acute, urban, low CMI (n=6)

County: Salt Lake
Ownership: Not for profit

ED beds: 17
Affiliation: Intermountain Healthcare

| Major disease category and ICD-9 code range* | Number of Encounters | | | Percent of Encounters | | | Total Charges*** | | | |
|--|----------------------|-----------|------------|-----------------------|-----------|------------|------------------|---------------|-----------|------------|
| | Hospital # | Peer # | State # | Hospital % | Peer % | State % | Hospital \$ | Hospital % | Peer % | State % |
| All Encounters | 28,465 | 110,669 | 684,176 | 100.0 | 100.0 | 100.0 | \$41,057,446 | 100.0 | 100.0 | 100.0 |
| Infectious and parasitic diseases 001-139 | 423 | 2,260 | 15,677 | 1.5 | 2.0 | 2.3 | \$446,367 | 1.1 | 1.4 | 1.3 |
| Neoplasms 140-239 | 15 | 76 | 643 | 0.1 | 0.1 | 0.1 | \$41,641 | 0.1 | 0.1 | 0.2 |
| Endocrine, nutritional, metab. & immunity disorders 240-279 | 220 | 1,312 | 8,934 | 0.8 | 1.2 | 1.3 | \$415,636 | 1.0 | 1.5 | 1.5 |
| Diseases of the Blood and Blood-Forming Organs 280-289 | 43 | 151 | 1,182 | 0.2 | 0.1 | 0.2 | \$90,838 | 0.2 | 0.2 | 0.3 |
| Mental disorders 290-319 | 872 | 2,702 | 23,035 | 3.1 | 2.4 | 3.4 | \$1,491,785 | 3.6 | 2.5 | 3.5 |
| Diseases of the nervous system and sense organs 320-389 | 1,480 | 6,274 | 38,905 | 5.2 | 5.7 | 5.7 | \$1,741,456 | 4.2 | 4.0 | 3.9 |
| Diseases of the circulatory system 390-459 | 569 | 2,058 | 13,875 | 2.0 | 1.9 | 2.0 | \$1,466,802 | 3.6 | 3.7 | 3.9 |
| Diseases of the respiratory system 460-519 | 2,455 | 10,840 | 71,341 | 8.6 | 9.8 | 10.4 | \$2,754,573 | 6.7 | 7.1 | 6.9 |
| Diseases of the digestive system 520-579 | 1,178 | 5,602 | 35,571 | 4.1 | 5.1 | 5.2 | \$1,717,524 | 4.2 | 7.2 | 6.1 |
| Diseases of the genitourinary system 580-629 | 1,850 | 7,025 | 38,494 | 6.5 | 6.3 | 5.6 | \$3,899,513 | 9.5 | 9.5 | 8.0 |
| Complications of pregn., childbirth, & puerperium 630-677 | 764 | 3,888 | 19,844 | 2.7 | 3.5 | 2.9 | \$1,199,280 | 2.9 | 3.8 | 3.1 |
| Diseases of the skin and subcutaneous tissue 680-709 | 1,238 | 4,015 | 24,247 | 4.3 | 3.6 | 3.5 | \$907,810 | 2.2 | 2.0 | 2.0 |
| Diseases of the musculoskeletal sys. & conn. tissue 710-739 | 1,352 | 5,235 | 35,953 | 4.7 | 4.7 | 5.3 | \$1,590,424 | 3.9 | 3.5 | 4.1 |
| Congenital Anomalies 740-759 | 1 | 14 | 202 | 0.0 | 0.0 | 0.0 | \$4,269 | 0.0 | 0.0 | 0.0 |
| Certain conditions orig. in the perinatal period 760-779 | 10 | 93 | 1,057 | 0.0 | 0.1 | 0.2 | \$8,784 | 0.0 | 0.1 | 0.1 |
| Symptoms, signs, and ill-defined conditions 780-799 | 6,647 | 23,970 | 152,720 | 23.4 | 21.7 | 22.3 | \$13,521,131 | 32.9 | 30.2 | 32.0 |
| Injury and poisoning ** 800-999 | 7,956 | 32,198 | 181,796 | 28.0 | 29.1 | 26.6 | \$9,377,046 | 22.8 | 22.2 | 22.3 |
| Supplementary classification V01-V82 | 1,386 | 2,924 | 20,079 | 4.9 | 2.6 | 2.9 | \$371,488 | 0.9 | 0.8 | 0.8 |
| All other diagnoses | 6 | 32 | 621 | 0.0 | 0.0 | 0.1 | \$11,078 | 0.0 | 0.0 | 0.0 |

* Based on Principal Diagnosis.

** See Table 8 for subcategories of injury and poisoning.

*** Excludes professional fees.

Table 15
ED Outpatient Encounters by Major Disease Category
January 1, 2009 to December 31, 2009

Health District of Hospital: Utah County
Inpatient Peer group: Acute, urban, low CMI (n=6)

County: Utah
Ownership: Not for profit

ED beds: 11
Affiliation: Intermountain Healthcare

| Major disease category and ICD-9 code range* | Number of Encounters | | | Percent of Encounters | | | Total Charges*** | | | |
|---|----------------------|---------|---------|-----------------------|--------|---------|------------------|------------|--------|---------|
| | Hospital # | Peer # | State # | Hospital % | Peer % | State % | Hospital \$ | Hospital % | Peer % | State % |
| All Encounters | 24,246 | 110,669 | 684,176 | 100.0 | 100.0 | 100.0 | \$32,806,537 | 100.0 | 100.0 | 100.0 |
| Infectious and parasitic diseases 001-139 | 420 | 2,260 | 15,677 | 1.7 | 2.0 | 2.3 | \$408,193 | 1.2 | 1.4 | 1.3 |
| Neoplasms 140-239 | 14 | 76 | 643 | 0.1 | 0.1 | 0.1 | \$35,510 | 0.1 | 0.1 | 0.2 |
| Endocrine, nutritional, metab. & immunity disorders 240-279 | 215 | 1,312 | 8,934 | 0.9 | 1.2 | 1.3 | \$295,274 | 0.9 | 1.5 | 1.5 |
| Diseases of the Blood and Blood-Forming Organs 280-289 | 38 | 151 | 1,182 | 0.2 | 0.1 | 0.2 | \$84,726 | 0.3 | 0.2 | 0.3 |
| Mental disorders 290-319 | 545 | 2,702 | 23,035 | 2.2 | 2.4 | 3.4 | \$724,004 | 2.2 | 2.5 | 3.5 |
| Diseases of the nervous system and sense organs 320-389 | 1,235 | 6,274 | 38,905 | 5.1 | 5.7 | 5.7 | \$1,184,393 | 3.6 | 4.0 | 3.9 |
| Diseases of the circulatory system 390-459 | 496 | 2,058 | 13,875 | 2.0 | 1.9 | 2.0 | \$1,361,352 | 4.1 | 3.7 | 3.9 |
| Diseases of the respiratory system 460-519 | 2,299 | 10,840 | 71,341 | 9.5 | 9.8 | 10.4 | \$2,260,683 | 6.9 | 7.1 | 6.9 |
| Diseases of the digestive system 520-579 | 1,117 | 5,602 | 35,571 | 4.6 | 5.1 | 5.2 | \$1,620,006 | 4.9 | 7.2 | 6.1 |
| Diseases of the genitourinary system 580-629 | 1,466 | 7,025 | 38,494 | 6.0 | 6.3 | 5.6 | \$2,937,293 | 9.0 | 9.5 | 8.0 |
| Complications of pregn., childbirth, & puerperium 630-677 | 904 | 3,888 | 19,844 | 3.7 | 3.5 | 2.9 | \$1,263,868 | 3.9 | 3.8 | 3.1 |
| Diseases of the skin and subcutaneous tissue 680-709 | 688 | 4,015 | 24,247 | 2.8 | 3.6 | 3.5 | \$594,472 | 1.8 | 2.0 | 2.0 |
| Diseases of the musculoskeletal sys. & conn. tissue 710-739 | 1,172 | 5,235 | 35,953 | 4.8 | 4.7 | 5.3 | \$1,293,723 | 3.9 | 3.5 | 4.1 |
| Congenital Anomalies 740-759 | 4 | 14 | 202 | 0.0 | 0.0 | 0.0 | \$7,114 | 0.0 | 0.0 | 0.0 |
| Certain conditions orig. in the perinatal period 760-779 | 20 | 93 | 1,057 | 0.1 | 0.1 | 0.2 | \$18,259 | 0.1 | 0.1 | 0.1 |
| Symptoms, signs, and ill-defined conditions 780-799 | 5,632 | 23,970 | 152,720 | 23.2 | 21.7 | 22.3 | \$10,556,966 | 32.2 | 30.2 | 32.0 |
| Injury and poisoning ** 800-999 | 7,691 | 32,198 | 181,796 | 31.7 | 29.1 | 26.6 | \$7,954,126 | 24.2 | 22.2 | 22.3 |
| Supplementary classification V01-V82 | 289 | 2,924 | 20,079 | 1.2 | 2.6 | 2.9 | \$206,169 | 0.6 | 0.8 | 0.8 |
| All other diagnoses | 1 | 32 | 621 | 0.0 | 0.0 | 0.1 | \$405 | 0.0 | 0.0 | 0.0 |

* Based on Principal Diagnosis.

** See Table 8 for subcategories of injury and poisoning.

*** Excludes professional fees.

Table 15
ED Outpatient Encounters by Major Disease Category
January 1, 2009 to December 31, 2009

Health District of Hospital: TriCounty
Inpatient Peer group: Acute, rural, high CMI (n=7)

County: Uintah
Ownership: Investor-owned

ED beds: 5
Affiliation: Lifepoint Hospitals, Inc.

| Major disease category and ICD-9 code range* | Number of Encounters | | | Percent of Encounters | | | Total Charges*** | | | |
|---|----------------------|---------|---------|-----------------------|--------|---------|------------------|------------|--------|---------|
| | Hospital # | Peer # | State # | Hospital % | Peer % | State % | Hospital \$ | Hospital % | Peer % | State % |
| All Encounters | 11,589 | 101,341 | 684,176 | 100.0 | 100.0 | 100.0 | \$11,942,124 | 100.0 | 100.0 | 100.0 |
| Infectious and parasitic diseases 001-139 | 280 | 1,964 | 15,677 | 2.4 | 1.9 | 2.3 | \$174,977 | 1.5 | 1.1 | 1.3 |
| Neoplasms 140-239 | 10 | 81 | 643 | 0.1 | 0.1 | 0.1 | \$38,159 | 0.3 | 0.2 | 0.2 |
| Endocrine, nutritional, metab. & immunity disorders 240-279 | 121 | 1,182 | 8,934 | 1.0 | 1.2 | 1.3 | \$132,409 | 1.1 | 1.4 | 1.5 |
| Diseases of the Blood and Blood-Forming Organs 280-289 | 28 | 178 | 1,182 | 0.2 | 0.2 | 0.2 | \$41,447 | 0.3 | 0.3 | 0.3 |
| Mental disorders 290-319 | 210 | 2,646 | 23,035 | 1.8 | 2.6 | 3.4 | \$205,011 | 1.7 | 2.7 | 3.5 |
| Diseases of the nervous system and sense organs 320-389 | 884 | 5,982 | 38,905 | 7.6 | 5.9 | 5.7 | \$447,628 | 3.7 | 4.0 | 3.9 |
| Diseases of the circulatory system 390-459 | 255 | 2,395 | 13,875 | 2.2 | 2.4 | 2.0 | \$698,311 | 5.8 | 4.8 | 3.9 |
| Diseases of the respiratory system 460-519 | 1,540 | 10,394 | 71,341 | 13.3 | 10.3 | 10.4 | \$862,615 | 7.2 | 6.9 | 6.9 |
| Diseases of the digestive system 520-579 | 837 | 4,670 | 35,571 | 7.2 | 4.6 | 5.2 | \$857,195 | 7.2 | 4.8 | 6.1 |
| Diseases of the genitourinary system 580-629 | 736 | 5,833 | 38,494 | 6.4 | 5.8 | 5.6 | \$963,386 | 8.1 | 8.1 | 8.0 |
| Complications of pregn., childbirth, & puerperium 630-677 | 279 | 2,512 | 19,844 | 2.4 | 2.5 | 2.9 | \$209,551 | 1.8 | 2.4 | 3.1 |
| Diseases of the skin and subcutaneous tissue 680-709 | 580 | 4,102 | 24,247 | 5.0 | 4.0 | 3.5 | \$227,552 | 1.9 | 2.1 | 2.0 |
| Diseases of the musculoskeletal sys. & conn. tissue 710-739 | 663 | 5,302 | 35,953 | 5.7 | 5.2 | 5.3 | \$499,472 | 4.2 | 4.0 | 4.1 |
| Congenital Anomalies 740-759 | 2 | 15 | 202 | 0.0 | 0.0 | 0.0 | \$447 | 0.0 | 0.0 | 0.0 |
| Certain conditions orig. in the perinatal period 760-779 | 24 | 129 | 1,057 | 0.2 | 0.1 | 0.2 | \$12,663 | 0.1 | 0.1 | 0.1 |
| Symptoms, signs, and ill-defined conditions 780-799 | 1,532 | 22,174 | 152,720 | 13.2 | 21.9 | 22.3 | \$3,012,331 | 25.2 | 30.7 | 32.0 |
| Injury and poisoning ** 800-999 | 3,251 | 27,913 | 181,796 | 28.1 | 27.5 | 26.6 | \$3,470,787 | 29.1 | 25.6 | 22.3 |
| Supplementary classification V01-V82 | 356 | 3,855 | 20,079 | 3.1 | 3.8 | 2.9 | \$88,068 | 0.7 | 0.9 | 0.8 |
| All other diagnoses | 1 | 14 | 621 | 0.0 | 0.0 | 0.1 | \$115 | 0.0 | 0.0 | 0.0 |

* Based on Principal Diagnosis.

** See Table 8 for subcategories of injury and poisoning.

*** Excludes professional fees.

Health District of Hospital: Bear River
Inpatient Peer group: Acute, rural, low CMI (n=16)

County: Box Elder
Ownership: Not for profit

ED beds: 3
Affiliation: Intermountain Healthcare

| Major disease category and ICD-9 code range* | Number of Encounters | | | Percent of Encounters | | | Total Charges*** | | | |
|---|----------------------|-----------|------------|-----------------------|-----------|------------|------------------|---------------|-----------|------------|
| | Hospital # | Peer # | State # | Hospital % | Peer % | State % | Hospital \$ | Hospital % | Peer % | State % |
| All Encounters | 5,396 | 71,843 | 684,176 | 100.0 | 100.0 | 100.0 | \$5,355,934 | 100.0 | 100.0 | 100.0 |
| Infectious and parasitic diseases 001-139 | 127 | 2,176 | 15,677 | 2.4 | 3.0 | 2.3 | \$94,714 | 1.8 | 1.6 | 1.3 |
| Neoplasms 140-239 | 3 | 96 | 643 | 0.1 | 0.1 | 0.1 | \$1,713 | 0.0 | 0.2 | 0.2 |
| Endocrine, nutritional, metab. & immunity disorders 240-279 | 61 | 1,093 | 8,934 | 1.1 | 1.5 | 1.3 | \$82,697 | 1.5 | 1.9 | 1.5 |
| Diseases of the Blood and Blood-Forming Organs 280-289 | 9 | 123 | 1,182 | 0.2 | 0.2 | 0.2 | \$18,485 | 0.3 | 0.3 | 0.3 |
| Mental disorders 290-319 | 104 | 1,840 | 23,035 | 1.9 | 2.6 | 3.4 | \$117,287 | 2.2 | 2.6 | 3.5 |
| Diseases of the nervous system and sense organs 320-389 | 407 | 5,247 | 38,905 | 7.5 | 7.3 | 5.7 | \$240,390 | 4.5 | 4.1 | 3.9 |
| Diseases of the circulatory system 390-459 | 95 | 1,824 | 13,875 | 1.8 | 2.5 | 2.0 | \$198,984 | 3.7 | 5.6 | 3.9 |
| Diseases of the respiratory system 460-519 | 602 | 8,702 | 71,341 | 11.2 | 12.1 | 10.4 | \$418,471 | 7.8 | 7.6 | 6.9 |
| Diseases of the digestive system 520-579 | 235 | 4,335 | 35,571 | 4.4 | 6.0 | 5.2 | \$222,295 | 4.2 | 7.1 | 6.1 |
| Diseases of the genitourinary system 580-629 | 227 | 3,664 | 38,494 | 4.2 | 5.1 | 5.6 | \$338,923 | 6.3 | 7.4 | 8.0 |
| Complications of pregn., childbirth, & puerperium 630-677 | 108 | 1,977 | 19,844 | 2.0 | 2.8 | 2.9 | \$115,409 | 2.2 | 2.5 | 3.1 |
| Diseases of the skin and subcutaneous tissue 680-709 | 174 | 2,168 | 24,247 | 3.2 | 3.0 | 3.5 | \$98,267 | 1.8 | 1.5 | 2.0 |
| Diseases of the musculoskeletal sys. & conn. tissue 710-739 | 317 | 3,639 | 35,953 | 5.9 | 5.1 | 5.3 | \$250,620 | 4.7 | 4.1 | 4.1 |
| Congenital Anomalies 740-759 | 2 | 29 | 202 | 0.0 | 0.0 | 0.0 | \$3,551 | 0.1 | 0.1 | 0.0 |
| Certain conditions orig. in the perinatal period 760-779 | 11 | 80 | 1,057 | 0.2 | 0.1 | 0.2 | \$8,005 | 0.1 | 0.1 | 0.1 |
| Symptoms, signs, and ill-defined conditions 780-799 | 1,087 | 10,391 | 152,720 | 20.1 | 14.5 | 22.3 | \$1,480,653 | 27.6 | 22.1 | 32.0 |
| Injury and poisoning ** 800-999 | 1,545 | 22,399 | 181,796 | 28.6 | 31.2 | 26.6 | \$1,612,780 | 30.1 | 30.0 | 22.3 |
| Supplementary classification V01-V82 | 280 | 1,727 | 20,079 | 5.2 | 2.4 | 2.9 | \$51,191 | 1.0 | 0.9 | 0.8 |
| All other diagnoses | 2 | 333 | 621 | 0.0 | 0.5 | 0.1 | \$1,498 | 0.0 | 0.5 | 0.0 |

* Based on Principal Diagnosis.

** See Table 8 for subcategories of injury and poisoning.

*** Excludes professional fees.

Table 15
ED Outpatient Encounters by Major Disease Category
January 1, 2009 to December 31, 2009

Health District of Hospital: Southwest Utah
Inpatient Peer group: Acute, rural, low CMI (n=16)

County: Beaver
Ownership: Government

ED beds: 2
Affiliation: Freestanding

| Major disease category and ICD-9 code range* | Number of Encounters | | | Percent of Encounters | | | Total Charges*** | | | |
|---|----------------------|--------|---------|-----------------------|--------|---------|------------------|------------|--------|---------|
| | Hospital # | Peer # | State # | Hospital % | Peer % | State % | Hospital \$ | Hospital % | Peer % | State % |
| All Encounters | 2,528 | 71,843 | 684,176 | 100.0 | 100.0 | 100.0 | \$2,488,709 | 100.0 | 100.0 | 100.0 |
| Infectious and parasitic diseases 001-139 | 85 | 2,176 | 15,677 | 3.4 | 3.0 | 2.3 | \$52,885 | 2.1 | 1.6 | 1.3 |
| Neoplasms 140-239 | 4 | 96 | 643 | 0.2 | 0.1 | 0.1 | \$3,898 | 0.2 | 0.2 | 0.2 |
| Endocrine, nutritional, metab. & immunity disorders 240-279 | 54 | 1,093 | 8,934 | 2.1 | 1.5 | 1.3 | \$68,613 | 2.8 | 1.9 | 1.5 |
| Diseases of the Blood and Blood-Forming Organs 280-289 | 2 | 123 | 1,182 | 0.1 | 0.2 | 0.2 | \$3,875 | 0.2 | 0.3 | 0.3 |
| Mental disorders 290-319 | 68 | 1,840 | 23,035 | 2.7 | 2.6 | 3.4 | \$58,477 | 2.3 | 2.6 | 3.5 |
| Diseases of the nervous system and sense organs 320-389 | 234 | 5,247 | 38,905 | 9.3 | 7.3 | 5.7 | \$104,750 | 4.2 | 4.1 | 3.9 |
| Diseases of the circulatory system 390-459 | 67 | 1,824 | 13,875 | 2.7 | 2.5 | 2.0 | \$156,891 | 6.3 | 5.6 | 3.9 |
| Diseases of the respiratory system 460-519 | 252 | 8,702 | 71,341 | 10.0 | 12.1 | 10.4 | \$157,985 | 6.3 | 7.6 | 6.9 |
| Diseases of the digestive system 520-579 | 153 | 4,335 | 35,571 | 6.1 | 6.0 | 5.2 | \$169,725 | 6.8 | 7.1 | 6.1 |
| Diseases of the genitourinary system 580-629 | 113 | 3,664 | 38,494 | 4.5 | 5.1 | 5.6 | \$142,814 | 5.7 | 7.4 | 8.0 |
| Complications of pregn., childbirth, & puerperium 630-677 | 79 | 1,977 | 19,844 | 3.1 | 2.8 | 2.9 | \$76,884 | 3.1 | 2.5 | 3.1 |
| Diseases of the skin and subcutaneous tissue 680-709 | 74 | 2,168 | 24,247 | 2.9 | 3.0 | 3.5 | \$27,631 | 1.1 | 1.5 | 2.0 |
| Diseases of the musculoskeletal sys. & conn. tissue 710-739 | 77 | 3,639 | 35,953 | 3.0 | 5.1 | 5.3 | \$52,421 | 2.1 | 4.1 | 4.1 |
| Congenital Anomalies 740-759 | 1 | 29 | 202 | 0.0 | 0.0 | 0.0 | \$105 | 0.0 | 0.1 | 0.0 |
| Symptoms, signs, and ill-defined conditions 780-799 | 373 | 10,391 | 152,720 | 14.8 | 14.5 | 22.3 | \$475,347 | 19.1 | 22.1 | 32.0 |
| Injury and poisoning ** 800-999 | 861 | 22,399 | 181,796 | 34.1 | 31.2 | 26.6 | \$912,449 | 36.7 | 30.0 | 22.3 |
| Supplementary classification V01-V82 | 31 | 1,727 | 20,079 | 1.2 | 2.4 | 2.9 | \$23,959 | 1.0 | 0.9 | 0.8 |

* Based on Principal Diagnosis.

** See Table 8 for subcategories of injury and poisoning.

*** Excludes professional fees.

Health District of Hospital: Bear River
Inpatient Peer group: Acute, rural, high CMI (n=7)

County: Box Elder
Ownership: Investor-owned

ED beds: 5
Affiliation: Mountainstar Healthcare

| Major disease category and ICD-9 code range* | Number of Encounters | | | Percent of Encounters | | | Total Charges*** | | | |
|---|----------------------|-----------|------------|-----------------------|-----------|------------|------------------|---------------|-----------|------------|
| | Hospital # | Peer # | State # | Hospital % | Peer % | State % | Hospital \$ | Hospital % | Peer % | State % |
| All Encounters | 7,651 | 101,341 | 684,176 | 100.0 | 100.0 | 100.0 | \$9,974,709 | 100.0 | 100.0 | 100.0 |
| Infectious and parasitic diseases 001-139 | 270 | 1,964 | 15,677 | 3.5 | 1.9 | 2.3 | \$256,635 | 2.6 | 1.1 | 1.3 |
| Neoplasms 140-239 | 2 | 81 | 643 | 0.0 | 0.1 | 0.1 | \$6,520 | 0.1 | 0.2 | 0.2 |
| Endocrine, nutritional, metab. & immunity disorders 240-279 | 135 | 1,182 | 8,934 | 1.8 | 1.2 | 1.3 | \$236,183 | 2.4 | 1.4 | 1.5 |
| Diseases of the Blood and Blood-Forming Organs 280-289 | 11 | 178 | 1,182 | 0.1 | 0.2 | 0.2 | \$32,559 | 0.3 | 0.3 | 0.3 |
| Mental disorders 290-319 | 247 | 2,646 | 23,035 | 3.2 | 2.6 | 3.4 | \$343,113 | 3.4 | 2.7 | 3.5 |
| Diseases of the nervous system and sense organs 320-389 | 562 | 5,982 | 38,905 | 7.3 | 5.9 | 5.7 | \$530,195 | 5.3 | 4.0 | 3.9 |
| Diseases of the circulatory system 390-459 | 245 | 2,395 | 13,875 | 3.2 | 2.4 | 2.0 | \$627,754 | 6.3 | 4.8 | 3.9 |
| Diseases of the respiratory system 460-519 | 792 | 10,394 | 71,341 | 10.4 | 10.3 | 10.4 | \$783,585 | 7.9 | 6.9 | 6.9 |
| Diseases of the digestive system 520-579 | 306 | 4,670 | 35,571 | 4.0 | 4.6 | 5.2 | \$418,404 | 4.2 | 4.8 | 6.1 |
| Diseases of the genitourinary system 580-629 | 417 | 5,833 | 38,494 | 5.5 | 5.8 | 5.6 | \$809,654 | 8.1 | 8.1 | 8.0 |
| Complications of pregn., childbirth, & puerperium 630-677 | 133 | 2,512 | 19,844 | 1.7 | 2.5 | 2.9 | \$164,942 | 1.7 | 2.4 | 3.1 |
| Diseases of the skin and subcutaneous tissue 680-709 | 248 | 4,102 | 24,247 | 3.2 | 4.0 | 3.5 | \$175,386 | 1.8 | 2.1 | 2.0 |
| Diseases of the musculoskeletal sys. & conn. tissue 710-739 | 317 | 5,302 | 35,953 | 4.1 | 5.2 | 5.3 | \$302,800 | 3.0 | 4.0 | 4.1 |
| Certain conditions orig. in the perinatal period 760-779 | 5 | 129 | 1,057 | 0.1 | 0.1 | 0.2 | \$6,974 | 0.1 | 0.1 | 0.1 |
| Symptoms, signs, and ill-defined conditions 780-799 | 1,343 | 22,174 | 152,720 | 17.6 | 21.9 | 22.3 | \$2,259,632 | 22.7 | 30.7 | 32.0 |
| Injury and poisoning ** 800-999 | 2,470 | 27,913 | 181,796 | 32.3 | 27.5 | 26.6 | \$2,929,433 | 29.4 | 25.6 | 22.3 |
| Supplementary classification V01-V82 | 147 | 3,855 | 20,079 | 1.9 | 3.8 | 2.9 | \$90,634 | 0.9 | 0.9 | 0.8 |
| All other diagnoses | 1 | 14 | 621 | 0.0 | 0.0 | 0.1 | \$306 | 0.0 | 0.0 | 0.0 |

* Based on Principal Diagnosis.

** See Table 8 for subcategories of injury and poisoning.

*** Excludes professional fees.

Health District of Hospital: Bear River
Inpatient Peer group: None (n=4)

County: Cache
Ownership: Investor-owned

ED beds: 2
Affiliation: Nat. Surgical Hosp.

| Major disease category and ICD-9 code range* | Number of Encounters | | | Percent of Encounters | | | Total Charges*** | | | |
|---|----------------------|--------|---------|-----------------------|--------|---------|------------------|------------|--------|---------|
| | Hospital # | Peer # | State # | Hospital % | Peer % | State % | Hospital \$ | Hospital % | Peer % | State % |
| All Encounters | 961 | . | 684,176 | 100.0 | . | 100.0 | \$812,038 | 100.0 | . | 100.0 |
| Infectious and parasitic diseases 001-139 | 23 | . | 15,677 | 2.4 | . | 2.3 | \$11,424 | 1.4 | . | 1.3 |
| Neoplasms 140-239 | 2 | . | 643 | 0.2 | . | 0.1 | \$1,998 | 0.2 | . | 0.2 |
| Endocrine, nutritional, metab. & immunity disorders 240-279 | 11 | . | 8,934 | 1.1 | . | 1.3 | \$8,267 | 1.0 | . | 1.5 |
| Diseases of the Blood and Blood-Forming Organs 280-289 | 3 | . | 1,182 | 0.3 | . | 0.2 | \$1,172 | 0.1 | . | 0.3 |
| Mental disorders 290-319 | 15 | . | 23,035 | 1.6 | . | 3.4 | \$8,648 | 1.1 | . | 3.5 |
| Diseases of the nervous system and sense organs 320-389 | 67 | . | 38,905 | 7.0 | . | 5.7 | \$35,775 | 4.4 | . | 3.9 |
| Diseases of the circulatory system 390-459 | 32 | . | 13,875 | 3.3 | . | 2.0 | \$37,490 | 4.6 | . | 3.9 |
| Diseases of the respiratory system 460-519 | 72 | . | 71,341 | 7.5 | . | 10.4 | \$49,228 | 6.1 | . | 6.9 |
| Diseases of the digestive system 520-579 | 71 | . | 35,571 | 7.4 | . | 5.2 | \$63,864 | 7.9 | . | 6.1 |
| Diseases of the genitourinary system 580-629 | 91 | . | 38,494 | 9.5 | . | 5.6 | \$84,759 | 10.4 | . | 8.0 |
| Complications of pregn., childbirth, & puerperium 630-677 | 6 | . | 19,844 | 0.6 | . | 2.9 | \$3,602 | 0.4 | . | 3.1 |
| Diseases of the skin and subcutaneous tissue 680-709 | 28 | . | 24,247 | 2.9 | . | 3.5 | \$13,801 | 1.7 | . | 2.0 |
| Diseases of the musculoskeletal sys. & conn. tissue 710-739 | 49 | . | 35,953 | 5.1 | . | 5.3 | \$36,558 | 4.5 | . | 4.1 |
| Congenital Anomalies 740-759 | 1 | . | 202 | 0.1 | . | 0.0 | \$2,338 | 0.3 | . | 0.0 |
| Certain conditions orig. in the perinatal period 760-779 | 1 | . | 1,057 | 0.1 | . | 0.2 | \$460 | 0.1 | . | 0.1 |
| Symptoms, signs, and ill-defined conditions 780-799 | 282 | . | 152,720 | 29.3 | . | 22.3 | \$272,521 | 33.6 | . | 32.0 |
| Injury and poisoning ** 800-999 | 186 | . | 181,796 | 19.4 | . | 26.6 | \$166,739 | 20.5 | . | 22.3 |
| Supplementary classification V01-V82 | 21 | . | 20,079 | 2.2 | . | 2.9 | \$13,395 | 1.6 | . | 0.8 |

* Based on Principal Diagnosis.

** See Table 8 for subcategories of injury and poisoning.

*** Excludes professional fees.

Health District of Hospital: Southeastern Utah
Inpatient Peer group: Acute, rural, high CMI (n=7)

County: Carbon
Ownership: Investor-owned

ED beds: 9
Affiliation: Lifepoint Hospitals, Inc.

| Major disease category and ICD-9 code range* | Number of Encounters | | | Percent of Encounters | | | Total Charges*** | | | |
|---|----------------------|---------|---------|-----------------------|--------|---------|------------------|------------|--------|---------|
| | Hospital # | Peer # | State # | Hospital % | Peer % | State % | Hospital \$ | Hospital % | Peer % | State % |
| All Encounters | 13,418 | 101,341 | 684,176 | 100.0 | 100.0 | 100.0 | \$14,253,956 | 100.0 | 100.0 | 100.0 |
| Infectious and parasitic diseases 001-139 | 519 | 1,964 | 15,677 | 3.9 | 1.9 | 2.3 | \$278,039 | 2.0 | 1.1 | 1.3 |
| Neoplasms 140-239 | 14 | 81 | 643 | 0.1 | 0.1 | 0.1 | \$24,126 | 0.2 | 0.2 | 0.2 |
| Endocrine, nutritional, metab. & immunity disorders 240-279 | 198 | 1,182 | 8,934 | 1.5 | 1.2 | 1.3 | \$231,917 | 1.6 | 1.4 | 1.5 |
| Diseases of the Blood and Blood-Forming Organs 280-289 | 14 | 178 | 1,182 | 0.1 | 0.2 | 0.2 | \$26,014 | 0.2 | 0.3 | 0.3 |
| Mental disorders 290-319 | 228 | 2,646 | 23,035 | 1.7 | 2.6 | 3.4 | \$256,810 | 1.8 | 2.7 | 3.5 |
| Diseases of the nervous system and sense organs 320-389 | 955 | 5,982 | 38,905 | 7.1 | 5.9 | 5.7 | \$646,826 | 4.5 | 4.0 | 3.9 |
| Diseases of the circulatory system 390-459 | 326 | 2,395 | 13,875 | 2.4 | 2.4 | 2.0 | \$904,792 | 6.3 | 4.8 | 3.9 |
| Diseases of the respiratory system 460-519 | 1,559 | 10,394 | 71,341 | 11.6 | 10.3 | 10.4 | \$1,025,190 | 7.2 | 6.9 | 6.9 |
| Diseases of the digestive system 520-579 | 522 | 4,670 | 35,571 | 3.9 | 4.6 | 5.2 | \$585,793 | 4.1 | 4.8 | 6.1 |
| Diseases of the genitourinary system 580-629 | 687 | 5,833 | 38,494 | 5.1 | 5.8 | 5.6 | \$947,617 | 6.6 | 8.1 | 8.0 |
| Complications of pregn., childbirth, & puerperium 630-677 | 205 | 2,512 | 19,844 | 1.5 | 2.5 | 2.9 | \$180,282 | 1.3 | 2.4 | 3.1 |
| Diseases of the skin and subcutaneous tissue 680-709 | 451 | 4,102 | 24,247 | 3.4 | 4.0 | 3.5 | \$242,695 | 1.7 | 2.1 | 2.0 |
| Diseases of the musculoskeletal sys. & conn. tissue 710-739 | 783 | 5,302 | 35,953 | 5.8 | 5.2 | 5.3 | \$588,564 | 4.1 | 4.0 | 4.1 |
| Congenital Anomalies 740-759 | 3 | 15 | 202 | 0.0 | 0.0 | 0.0 | \$4,983 | 0.0 | 0.0 | 0.0 |
| Certain conditions orig. in the perinatal period 760-779 | 14 | 129 | 1,057 | 0.1 | 0.1 | 0.2 | \$8,198 | 0.1 | 0.1 | 0.1 |
| Symptoms, signs, and ill-defined conditions 780-799 | 2,654 | 22,174 | 152,720 | 19.8 | 21.9 | 22.3 | \$4,146,040 | 29.1 | 30.7 | 32.0 |
| Injury and poisoning ** 800-999 | 4,178 | 27,913 | 181,796 | 31.1 | 27.5 | 26.6 | \$4,108,753 | 28.8 | 25.6 | 22.3 |
| Supplementary classification V01-V82 | 107 | 3,855 | 20,079 | 0.8 | 3.8 | 2.9 | \$47,071 | 0.3 | 0.9 | 0.8 |
| All other diagnoses | 1 | 14 | 621 | 0.0 | 0.0 | 0.1 | \$246 | 0.0 | 0.0 | 0.0 |

* Based on Principal Diagnosis.

** See Table 8 for subcategories of injury and poisoning.

*** Excludes professional fees.

Health District of Hospital: Central Utah
Inpatient Peer group: Acute, rural, low CMI (n=16)

County: Juab
Ownership: Not for profit

ED beds: 2
Affiliation: Freestanding

| Major disease category and ICD-9 code range* | Number of Encounters | | | Percent of Encounters | | | Total Charges*** | | | |
|---|----------------------|-----------|------------|-----------------------|-----------|------------|------------------|---------------|-----------|------------|
| | Hospital # | Peer # | State # | Hospital % | Peer % | State % | Hospital \$ | Hospital % | Peer % | State % |
| All Encounters | 4,255 | 71,843 | 684,176 | 100.0 | 100.0 | 100.0 | \$4,570,077 | 100.0 | 100.0 | 100.0 |
| Infectious and parasitic diseases 001-139 | 134 | 2,176 | 15,677 | 3.1 | 3.0 | 2.3 | \$75,084 | 1.6 | 1.6 | 1.3 |
| Neoplasms 140-239 | 9 | 96 | 643 | 0.2 | 0.1 | 0.1 | \$15,606 | 0.3 | 0.2 | 0.2 |
| Endocrine, nutritional, metab. & immunity disorders 240-279 | 69 | 1,093 | 8,934 | 1.6 | 1.5 | 1.3 | \$76,192 | 1.7 | 1.9 | 1.5 |
| Diseases of the Blood and Blood-Forming Organs 280-289 | 14 | 123 | 1,182 | 0.3 | 0.2 | 0.2 | \$32,034 | 0.7 | 0.3 | 0.3 |
| Mental disorders 290-319 | 64 | 1,840 | 23,035 | 1.5 | 2.6 | 3.4 | \$76,232 | 1.7 | 2.6 | 3.5 |
| Diseases of the nervous system and sense organs 320-389 | 303 | 5,247 | 38,905 | 7.1 | 7.3 | 5.7 | \$170,883 | 3.7 | 4.1 | 3.9 |
| Diseases of the circulatory system 390-459 | 116 | 1,824 | 13,875 | 2.7 | 2.5 | 2.0 | \$244,723 | 5.4 | 5.6 | 3.9 |
| Diseases of the respiratory system 460-519 | 381 | 8,702 | 71,341 | 9.0 | 12.1 | 10.4 | \$281,457 | 6.2 | 7.6 | 6.9 |
| Diseases of the digestive system 520-579 | 288 | 4,335 | 35,571 | 6.8 | 6.0 | 5.2 | \$485,579 | 10.6 | 7.1 | 6.1 |
| Diseases of the genitourinary system 580-629 | 216 | 3,664 | 38,494 | 5.1 | 5.1 | 5.6 | \$365,505 | 8.0 | 7.4 | 8.0 |
| Complications of pregn., childbirth, & puerperium 630-677 | 255 | 1,977 | 19,844 | 6.0 | 2.8 | 2.9 | \$143,008 | 3.1 | 2.5 | 3.1 |
| Diseases of the skin and subcutaneous tissue 680-709 | 112 | 2,168 | 24,247 | 2.6 | 3.0 | 3.5 | \$85,189 | 1.9 | 1.5 | 2.0 |
| Diseases of the musculoskeletal sys. & conn. tissue 710-739 | 253 | 3,639 | 35,953 | 5.9 | 5.1 | 5.3 | \$265,780 | 5.8 | 4.1 | 4.1 |
| Congenital Anomalies 740-759 | 10 | 29 | 202 | 0.2 | 0.0 | 0.0 | \$19,538 | 0.4 | 0.1 | 0.0 |
| Certain conditions orig. in the perinatal period 760-779 | 1 | 80 | 1,057 | 0.0 | 0.1 | 0.2 | \$200 | 0.0 | 0.1 | 0.1 |
| Symptoms, signs, and ill-defined conditions 780-799 | 611 | 10,391 | 152,720 | 14.4 | 14.5 | 22.3 | \$863,387 | 18.9 | 22.1 | 32.0 |
| Injury and poisoning ** 800-999 | 1,148 | 22,399 | 181,796 | 27.0 | 31.2 | 26.6 | \$1,104,647 | 24.2 | 30.0 | 22.3 |
| Supplementary classification V01-V82 | 73 | 1,727 | 20,079 | 1.7 | 2.4 | 2.9 | \$61,553 | 1.3 | 0.9 | 0.8 |
| All other diagnoses | 198 | 333 | 621 | 4.7 | 0.5 | 0.1 | \$203,483 | 4.5 | 0.5 | 0.0 |

* Based on Principal Diagnosis.

** See Table 8 for subcategories of injury and poisoning.

*** Excludes professional fees.

Table 15
ED Outpatient Encounters by Major Disease Category
January 1, 2009 to December 31, 2009

Health District of Hospital: Davis County
Inpatient Peer group: Acute, urban, lower medium CMI (n=7)

County: Davis
Ownership: Investor-owned

ED beds: 21
Affiliation: IASIS Health Care

| Major disease category and ICD-9 code range* | Number of Encounters | | | Percent of Encounters | | | Total Charges*** | | | |
|---|----------------------|---------|---------|-----------------------|--------|---------|------------------|------------|--------|---------|
| | Hospital # | Peer # | State # | Hospital % | Peer % | State % | Hospital \$ | Hospital % | Peer % | State % |
| All Encounters | 28,018 | 128,732 | 684,176 | 100.0 | 100.0 | 100.0 | \$56,866,191 | 100.0 | 100.0 | 100.0 |
| Infectious and parasitic diseases 001-139 | 342 | 2,178 | 15,677 | 1.2 | 1.7 | 2.3 | \$446,219 | 0.8 | 1.0 | 1.3 |
| Neoplasms 140-239 | 30 | 79 | 643 | 0.1 | 0.1 | 0.1 | \$93,610 | 0.2 | 0.1 | 0.2 |
| Endocrine, nutritional, metab. & immunity disorders 240-279 | 295 | 1,566 | 8,934 | 1.1 | 1.2 | 1.3 | \$779,527 | 1.4 | 1.5 | 1.5 |
| Diseases of the Blood and Blood-Forming Organs 280-289 | 32 | 175 | 1,182 | 0.1 | 0.1 | 0.2 | \$114,113 | 0.2 | 0.2 | 0.3 |
| Mental disorders 290-319 | 1,035 | 5,080 | 23,035 | 3.7 | 3.9 | 3.4 | \$2,101,471 | 3.7 | 4.0 | 3.5 |
| Diseases of the nervous system and sense organs 320-389 | 1,305 | 7,693 | 38,905 | 4.7 | 6.0 | 5.7 | \$1,722,940 | 3.0 | 4.1 | 3.9 |
| Diseases of the circulatory system 390-459 | 632 | 2,724 | 13,875 | 2.3 | 2.1 | 2.0 | \$3,064,819 | 5.4 | 4.5 | 3.9 |
| Diseases of the respiratory system 460-519 | 2,721 | 13,216 | 71,341 | 9.7 | 10.3 | 10.4 | \$3,556,241 | 6.3 | 6.9 | 6.9 |
| Diseases of the digestive system 520-579 | 1,553 | 6,158 | 35,571 | 5.5 | 4.8 | 5.2 | \$5,117,072 | 9.0 | 6.6 | 6.1 |
| Diseases of the genitourinary system 580-629 | 1,576 | 7,183 | 38,494 | 5.6 | 5.6 | 5.6 | \$4,408,132 | 7.8 | 7.8 | 8.0 |
| Complications of pregn., childbirth, & puerperium 630-677 | 845 | 3,951 | 19,844 | 3.0 | 3.1 | 2.9 | \$1,730,616 | 3.0 | 3.2 | 3.1 |
| Diseases of the skin and subcutaneous tissue 680-709 | 752 | 4,651 | 24,247 | 2.7 | 3.6 | 3.5 | \$734,764 | 1.3 | 1.8 | 2.0 |
| Diseases of the musculoskeletal sys. & conn. tissue 710-739 | 1,043 | 5,805 | 35,953 | 3.7 | 4.5 | 5.3 | \$1,372,488 | 2.4 | 3.3 | 4.1 |
| Congenital Anomalies 740-759 | 6 | 22 | 202 | 0.0 | 0.0 | 0.0 | \$8,816 | 0.0 | 0.0 | 0.0 |
| Certain conditions orig. in the perinatal period 760-779 | 28 | 119 | 1,057 | 0.1 | 0.1 | 0.2 | \$36,347 | 0.1 | 0.1 | 0.1 |
| Symptoms, signs, and ill-defined conditions 780-799 | 6,428 | 29,704 | 152,720 | 22.9 | 23.1 | 22.3 | \$17,305,405 | 30.4 | 32.2 | 32.0 |
| Injury and poisoning ** 800-999 | 8,995 | 35,538 | 181,796 | 32.1 | 27.6 | 26.6 | \$13,947,106 | 24.5 | 22.1 | 22.3 |
| Supplementary classification V01-V82 | 366 | 2,843 | 20,079 | 1.3 | 2.2 | 2.9 | \$294,620 | 0.5 | 0.6 | 0.8 |
| All other diagnoses | 34 | 47 | 621 | 0.1 | 0.0 | 0.1 | \$31,887 | 0.1 | 0.0 | 0.0 |

* Based on Principal Diagnosis.

** See Table 8 for subcategories of injury and poisoning.

*** Excludes professional fees.

Health District of Hospital: Central Utah
Inpatient Peer group: Acute, rural, low CMI (n=16)

County: Millard
Ownership: Not for profit

ED beds: 6
Affiliation: Intermountain Healthcare

| Major disease category and ICD-9 code range* | Number of Encounters | | | Percent of Encounters | | | Total Charges*** | | | |
|---|----------------------|-----------|------------|-----------------------|-----------|------------|------------------|---------------|-----------|------------|
| | Hospital # | Peer # | State # | Hospital % | Peer % | State % | Hospital \$ | Hospital % | Peer % | State % |
| All Encounters | 2,925 | 71,843 | 684,176 | 100.0 | 100.0 | 100.0 | \$2,347,489 | 100.0 | 100.0 | 100.0 |
| Infectious and parasitic diseases 001-139 | 93 | 2,176 | 15,677 | 3.2 | 3.0 | 2.3 | \$43,331 | 1.8 | 1.6 | 1.3 |
| Neoplasms 140-239 | 7 | 96 | 643 | 0.2 | 0.1 | 0.1 | \$7,983 | 0.3 | 0.2 | 0.2 |
| Endocrine, nutritional, metab. & immunity disorders 240-279 | 36 | 1,093 | 8,934 | 1.2 | 1.5 | 1.3 | \$39,230 | 1.7 | 1.9 | 1.5 |
| Diseases of the Blood and Blood-Forming Organs 280-289 | 8 | 123 | 1,182 | 0.3 | 0.2 | 0.2 | \$8,818 | 0.4 | 0.3 | 0.3 |
| Mental disorders 290-319 | 69 | 1,840 | 23,035 | 2.4 | 2.6 | 3.4 | \$47,824 | 2.0 | 2.6 | 3.5 |
| Diseases of the nervous system and sense organs 320-389 | 212 | 5,247 | 38,905 | 7.2 | 7.3 | 5.7 | \$101,973 | 4.3 | 4.1 | 3.9 |
| Diseases of the circulatory system 390-459 | 69 | 1,824 | 13,875 | 2.4 | 2.5 | 2.0 | \$128,488 | 5.5 | 5.6 | 3.9 |
| Diseases of the respiratory system 460-519 | 481 | 8,702 | 71,341 | 16.4 | 12.1 | 10.4 | \$257,595 | 11.0 | 7.6 | 6.9 |
| Diseases of the digestive system 520-579 | 192 | 4,335 | 35,571 | 6.6 | 6.0 | 5.2 | \$185,072 | 7.9 | 7.1 | 6.1 |
| Diseases of the genitourinary system 580-629 | 125 | 3,664 | 38,494 | 4.3 | 5.1 | 5.6 | \$165,979 | 7.1 | 7.4 | 8.0 |
| Complications of pregn., childbirth, & puerperium 630-677 | 62 | 1,977 | 19,844 | 2.1 | 2.8 | 2.9 | \$40,898 | 1.7 | 2.5 | 3.1 |
| Diseases of the skin and subcutaneous tissue 680-709 | 94 | 2,168 | 24,247 | 3.2 | 3.0 | 3.5 | \$43,471 | 1.9 | 1.5 | 2.0 |
| Diseases of the musculoskeletal sys. & conn. tissue 710-739 | 130 | 3,639 | 35,953 | 4.4 | 5.1 | 5.3 | \$75,995 | 3.2 | 4.1 | 4.1 |
| Congenital Anomalies 740-759 | 1 | 29 | 202 | 0.0 | 0.0 | 0.0 | \$3,121 | 0.1 | 0.1 | 0.0 |
| Certain conditions orig. in the perinatal period 760-779 | 7 | 80 | 1,057 | 0.2 | 0.1 | 0.2 | \$6,226 | 0.3 | 0.1 | 0.1 |
| Symptoms, signs, and ill-defined conditions 780-799 | 391 | 10,391 | 152,720 | 13.4 | 14.5 | 22.3 | \$399,144 | 17.0 | 22.1 | 32.0 |
| Injury and poisoning ** 800-999 | 932 | 22,399 | 181,796 | 31.9 | 31.2 | 26.6 | \$787,711 | 33.6 | 30.0 | 22.3 |
| Supplementary classification V01-V82 | 15 | 1,727 | 20,079 | 0.5 | 2.4 | 2.9 | \$4,382 | 0.2 | 0.9 | 0.8 |
| All other diagnoses | 1 | 333 | 621 | 0.0 | 0.5 | 0.1 | \$246 | 0.0 | 0.5 | 0.0 |

* Based on Principal Diagnosis.

** See Table 8 for subcategories of injury and poisoning.

*** Excludes professional fees.

Health District of Hospital: Southwest Utah
Inpatient Peer group: Acute, rural, high CMI (n=7)

County: Washington
Ownership: Not for profit

ED beds: 12
Affiliation: Intermountain Healthcare

| Major disease category and ICD-9 code range* | Number of Encounters | | | Percent of Encounters | | | Total Charges*** | | | |
|---|----------------------|-----------|------------|-----------------------|-----------|------------|------------------|---------------|-----------|------------|
| | Hospital # | Peer # | State # | Hospital % | Peer % | State % | Hospital \$ | Hospital % | Peer % | State % |
| All Encounters | 32,056 | 101,341 | 684,176 | 100.0 | 100.0 | 100.0 | \$38,654,592 | 100.0 | 100.0 | 100.0 |
| Infectious and parasitic diseases 001-139 | 323 | 1,964 | 15,677 | 1.0 | 1.9 | 2.3 | \$184,172 | 0.5 | 1.1 | 1.3 |
| Neoplasms 140-239 | 32 | 81 | 643 | 0.1 | 0.1 | 0.1 | \$64,530 | 0.2 | 0.2 | 0.2 |
| Endocrine, nutritional, metab. & immunity disorders 240-279 | 396 | 1,182 | 8,934 | 1.2 | 1.2 | 1.3 | \$523,965 | 1.4 | 1.4 | 1.5 |
| Diseases of the Blood and Blood-Forming Organs 280-289 | 49 | 178 | 1,182 | 0.2 | 0.2 | 0.2 | \$111,839 | 0.3 | 0.3 | 0.3 |
| Mental disorders 290-319 | 1,013 | 2,646 | 23,035 | 3.2 | 2.6 | 3.4 | \$1,216,548 | 3.1 | 2.7 | 3.5 |
| Diseases of the nervous system and sense organs 320-389 | 1,363 | 5,982 | 38,905 | 4.3 | 5.9 | 5.7 | \$1,200,808 | 3.1 | 4.0 | 3.9 |
| Diseases of the circulatory system 390-459 | 815 | 2,395 | 13,875 | 2.5 | 2.4 | 2.0 | \$1,489,641 | 3.9 | 4.8 | 3.9 |
| Diseases of the respiratory system 460-519 | 2,785 | 10,394 | 71,341 | 8.7 | 10.3 | 10.4 | \$2,383,804 | 6.2 | 6.9 | 6.9 |
| Diseases of the digestive system 520-579 | 1,441 | 4,670 | 35,571 | 4.5 | 4.6 | 5.2 | \$1,781,617 | 4.6 | 4.8 | 6.1 |
| Diseases of the genitourinary system 580-629 | 2,171 | 5,833 | 38,494 | 6.8 | 5.8 | 5.6 | \$3,718,273 | 9.6 | 8.1 | 8.0 |
| Complications of pregn., childbirth, & puerperium 630-677 | 899 | 2,512 | 19,844 | 2.8 | 2.5 | 2.9 | \$1,083,305 | 2.8 | 2.4 | 3.1 |
| Diseases of the skin and subcutaneous tissue 680-709 | 1,494 | 4,102 | 24,247 | 4.7 | 4.0 | 3.5 | \$991,879 | 2.6 | 2.1 | 2.0 |
| Diseases of the musculoskeletal sys. & conn. tissue 710-739 | 1,435 | 5,302 | 35,953 | 4.5 | 5.2 | 5.3 | \$1,269,604 | 3.3 | 4.0 | 4.1 |
| Congenital Anomalies 740-759 | 3 | 15 | 202 | 0.0 | 0.0 | 0.0 | \$7,226 | 0.0 | 0.0 | 0.0 |
| Certain conditions orig. in the perinatal period 760-779 | 28 | 129 | 1,057 | 0.1 | 0.1 | 0.2 | \$14,994 | 0.0 | 0.1 | 0.1 |
| Symptoms, signs, and ill-defined conditions 780-799 | 8,210 | 22,174 | 152,720 | 25.6 | 21.9 | 22.3 | \$13,204,335 | 34.2 | 30.7 | 32.0 |
| Injury and poisoning ** 800-999 | 8,345 | 27,913 | 181,796 | 26.0 | 27.5 | 26.6 | \$9,144,093 | 23.7 | 25.6 | 22.3 |
| Supplementary classification V01-V82 | 1,249 | 3,855 | 20,079 | 3.9 | 3.8 | 2.9 | \$262,238 | 0.7 | 0.9 | 0.8 |
| All other diagnoses | 5 | 14 | 621 | 0.0 | 0.0 | 0.1 | \$1,721 | 0.0 | 0.0 | 0.0 |

* Based on Principal Diagnosis.

** See Table 8 for subcategories of injury and poisoning.

*** Excludes professional fees.

Table 15
ED Outpatient Encounters by Major Disease Category
January 1, 2009 to December 31, 2009

Health District of Hospital: Central Utah
Inpatient Peer group: Acute, rural, low CMI (n=16)

County: Millard
Ownership: Not for profit

ED beds: 3
Affiliation: Intermountain Healthcare

| Major disease category and ICD-9 code range* | Number of Encounters | | | Percent of Encounters | | | Total Charges*** | | | |
|---|----------------------|--------|---------|-----------------------|--------|---------|------------------|------------|--------|---------|
| | Hospital # | Peer # | State # | Hospital % | Peer % | State % | Hospital \$ | Hospital % | Peer % | State % |
| All Encounters | 1,389 | 71,843 | 684,176 | 100.0 | 100.0 | 100.0 | \$1,367,092 | 100.0 | 100.0 | 100.0 |
| Infectious and parasitic diseases 001-139 | 19 | 2,176 | 15,677 | 1.4 | 3.0 | 2.3 | \$10,459 | 0.8 | 1.6 | 1.3 |
| Neoplasms 140-239 | 4 | 96 | 643 | 0.3 | 0.1 | 0.1 | \$4,109 | 0.3 | 0.2 | 0.2 |
| Endocrine, nutritional, metab. & immunity disorders 240-279 | 28 | 1,093 | 8,934 | 2.0 | 1.5 | 1.3 | \$41,277 | 3.0 | 1.9 | 1.5 |
| Mental disorders 290-319 | 34 | 1,840 | 23,035 | 2.4 | 2.6 | 3.4 | \$33,453 | 2.4 | 2.6 | 3.5 |
| Diseases of the nervous system and sense organs 320-389 | 87 | 5,247 | 38,905 | 6.3 | 7.3 | 5.7 | \$41,566 | 3.0 | 4.1 | 3.9 |
| Diseases of the circulatory system 390-459 | 35 | 1,824 | 13,875 | 2.5 | 2.5 | 2.0 | \$72,382 | 5.3 | 5.6 | 3.9 |
| Diseases of the respiratory system 460-519 | 172 | 8,702 | 71,341 | 12.4 | 12.1 | 10.4 | \$110,434 | 8.1 | 7.6 | 6.9 |
| Diseases of the digestive system 520-579 | 145 | 4,335 | 35,571 | 10.4 | 6.0 | 5.2 | \$153,179 | 11.2 | 7.1 | 6.1 |
| Diseases of the genitourinary system 580-629 | 57 | 3,664 | 38,494 | 4.1 | 5.1 | 5.6 | \$62,058 | 4.5 | 7.4 | 8.0 |
| Complications of pregn., childbirth, & puerperium 630-677 | 6 | 1,977 | 19,844 | 0.4 | 2.8 | 2.9 | \$3,508 | 0.3 | 2.5 | 3.1 |
| Diseases of the skin and subcutaneous tissue 680-709 | 41 | 2,168 | 24,247 | 3.0 | 3.0 | 3.5 | \$20,845 | 1.5 | 1.5 | 2.0 |
| Diseases of the musculoskeletal sys. & conn. tissue 710-739 | 62 | 3,639 | 35,953 | 4.5 | 5.1 | 5.3 | \$44,259 | 3.2 | 4.1 | 4.1 |
| Certain conditions orig. in the perinatal period 760-779 | 1 | 80 | 1,057 | 0.1 | 0.1 | 0.2 | \$294 | 0.0 | 0.1 | 0.1 |
| Symptoms, signs, and ill-defined conditions 780-799 | 185 | 10,391 | 152,720 | 13.3 | 14.5 | 22.3 | \$243,553 | 17.8 | 22.1 | 32.0 |
| Injury and poisoning ** 800-999 | 501 | 22,399 | 181,796 | 36.1 | 31.2 | 26.6 | \$519,839 | 38.0 | 30.0 | 22.3 |
| Supplementary classification V01-V82 | 12 | 1,727 | 20,079 | 0.9 | 2.4 | 2.9 | \$5,877 | 0.4 | 0.9 | 0.8 |

* Based on Principal Diagnosis.

** See Table 8 for subcategories of injury and poisoning.

*** Excludes professional fees.

Health District of Hospital: Southwest Utah
Inpatient Peer group: Acute, rural, low CMI (n=16)

County: Garfield
Ownership: Not for profit

ED beds: 2
Affiliation: Intermountain Healthcare

| Major disease category and ICD-9 code range* | Number of Encounters | | | Percent of Encounters | | | Total Charges*** | | | |
|---|----------------------|--------|---------|-----------------------|--------|---------|------------------|------------|--------|---------|
| | Hospital # | Peer # | State # | Hospital % | Peer % | State % | Hospital \$ | Hospital % | Peer % | State % |
| All Encounters | 1,887 | 71,843 | 684,176 | 100.0 | 100.0 | 100.0 | \$1,734,689 | 100.0 | 100.0 | 100.0 |
| Infectious and parasitic diseases 001-139 | 56 | 2,176 | 15,677 | 3.0 | 3.0 | 2.3 | \$23,968 | 1.4 | 1.6 | 1.3 |
| Neoplasms 140-239 | 4 | 96 | 643 | 0.2 | 0.1 | 0.1 | \$4,164 | 0.2 | 0.2 | 0.2 |
| Endocrine, nutritional, metab. & immunity disorders 240-279 | 8 | 1,093 | 8,934 | 0.4 | 1.5 | 1.3 | \$5,441 | 0.3 | 1.9 | 1.5 |
| Diseases of the Blood and Blood-Forming Organs 280-289 | 9 | 123 | 1,182 | 0.5 | 0.2 | 0.2 | \$6,290 | 0.4 | 0.3 | 0.3 |
| Mental disorders 290-319 | 18 | 1,840 | 23,035 | 1.0 | 2.6 | 3.4 | \$19,376 | 1.1 | 2.6 | 3.5 |
| Diseases of the nervous system and sense organs 320-389 | 156 | 5,247 | 38,905 | 8.3 | 7.3 | 5.7 | \$72,798 | 4.2 | 4.1 | 3.9 |
| Diseases of the circulatory system 390-459 | 48 | 1,824 | 13,875 | 2.5 | 2.5 | 2.0 | \$139,924 | 8.1 | 5.6 | 3.9 |
| Diseases of the respiratory system 460-519 | 221 | 8,702 | 71,341 | 11.7 | 12.1 | 10.4 | \$122,689 | 7.1 | 7.6 | 6.9 |
| Diseases of the digestive system 520-579 | 123 | 4,335 | 35,571 | 6.5 | 6.0 | 5.2 | \$131,081 | 7.6 | 7.1 | 6.1 |
| Diseases of the genitourinary system 580-629 | 84 | 3,664 | 38,494 | 4.5 | 5.1 | 5.6 | \$110,228 | 6.4 | 7.4 | 8.0 |
| Complications of pregn., childbirth, & puerperium 630-677 | 17 | 1,977 | 19,844 | 0.9 | 2.8 | 2.9 | \$14,128 | 0.8 | 2.5 | 3.1 |
| Diseases of the skin and subcutaneous tissue 680-709 | 56 | 2,168 | 24,247 | 3.0 | 3.0 | 3.5 | \$25,447 | 1.5 | 1.5 | 2.0 |
| Diseases of the musculoskeletal sys. & conn. tissue 710-739 | 112 | 3,639 | 35,953 | 5.9 | 5.1 | 5.3 | \$82,145 | 4.7 | 4.1 | 4.1 |
| Certain conditions orig. in the perinatal period 760-779 | 3 | 80 | 1,057 | 0.2 | 0.1 | 0.2 | \$798 | 0.0 | 0.1 | 0.1 |
| Symptoms, signs, and ill-defined conditions 780-799 | 242 | 10,391 | 152,720 | 12.8 | 14.5 | 22.3 | \$314,297 | 18.1 | 22.1 | 32.0 |
| Injury and poisoning ** 800-999 | 709 | 22,399 | 181,796 | 37.6 | 31.2 | 26.6 | \$654,223 | 37.7 | 30.0 | 22.3 |
| Supplementary classification V01-V82 | 20 | 1,727 | 20,079 | 1.1 | 2.4 | 2.9 | \$7,330 | 0.4 | 0.9 | 0.8 |
| All other diagnoses | 1 | 333 | 621 | 0.1 | 0.5 | 0.1 | \$360 | 0.0 | 0.5 | 0.0 |

* Based on Principal Diagnosis.

** See Table 8 for subcategories of injury and poisoning.

*** Excludes professional fees.

Table 15
ED Outpatient Encounters by Major Disease Category
January 1, 2009 to December 31, 2009

Health District of Hospital: Central Utah
Inpatient Peer group: Acute, rural, low CMI (n=16)

County: Sanpete
Ownership: Government

ED beds: 3
Affiliation: Freestanding

| Major disease category and ICD-9 code range* | Number of Encounters | | | Percent of Encounters | | | Total Charges*** | | | |
|---|----------------------|--------|---------|-----------------------|--------|---------|------------------|------------|--------|---------|
| | Hospital # | Peer # | State # | Hospital % | Peer % | State % | Hospital \$ | Hospital % | Peer % | State % |
| All Encounters | 4,243 | 71,843 | 684,176 | 100.0 | 100.0 | 100.0 | \$2,137,912 | 100.0 | 100.0 | 100.0 |
| Infectious and parasitic diseases 001-139 | 142 | 2,176 | 15,677 | 3.3 | 3.0 | 2.3 | \$45,084 | 2.1 | 1.6 | 1.3 |
| Neoplasms 140-239 | 1 | 96 | 643 | 0.0 | 0.1 | 0.1 | \$241 | 0.0 | 0.2 | 0.2 |
| Endocrine, nutritional, metab. & immunity disorders 240-279 | 33 | 1,093 | 8,934 | 0.8 | 1.5 | 1.3 | \$19,360 | 0.9 | 1.9 | 1.5 |
| Diseases of the Blood and Blood-Forming Organs 280-289 | 4 | 123 | 1,182 | 0.1 | 0.2 | 0.2 | \$2,535 | 0.1 | 0.3 | 0.3 |
| Mental disorders 290-319 | 54 | 1,840 | 23,035 | 1.3 | 2.6 | 3.4 | \$25,677 | 1.2 | 2.6 | 3.5 |
| Diseases of the nervous system and sense organs 320-389 | 320 | 5,247 | 38,905 | 7.5 | 7.3 | 5.7 | \$90,411 | 4.2 | 4.1 | 3.9 |
| Diseases of the circulatory system 390-459 | 99 | 1,824 | 13,875 | 2.3 | 2.5 | 2.0 | \$150,085 | 7.0 | 5.6 | 3.9 |
| Diseases of the respiratory system 460-519 | 693 | 8,702 | 71,341 | 16.3 | 12.1 | 10.4 | \$265,038 | 12.4 | 7.6 | 6.9 |
| Diseases of the digestive system 520-579 | 229 | 4,335 | 35,571 | 5.4 | 6.0 | 5.2 | \$136,803 | 6.4 | 7.1 | 6.1 |
| Diseases of the genitourinary system 580-629 | 196 | 3,664 | 38,494 | 4.6 | 5.1 | 5.6 | \$121,255 | 5.7 | 7.4 | 8.0 |
| Complications of pregn., childbirth, & puerperium 630-677 | 125 | 1,977 | 19,844 | 2.9 | 2.8 | 2.9 | \$65,174 | 3.0 | 2.5 | 3.1 |
| Diseases of the skin and subcutaneous tissue 680-709 | 119 | 2,168 | 24,247 | 2.8 | 3.0 | 3.5 | \$34,083 | 1.6 | 1.5 | 2.0 |
| Diseases of the musculoskeletal sys. & conn. tissue 710-739 | 201 | 3,639 | 35,953 | 4.7 | 5.1 | 5.3 | \$79,573 | 3.7 | 4.1 | 4.1 |
| Certain conditions orig. in the perinatal period 760-779 | 5 | 80 | 1,057 | 0.1 | 0.1 | 0.2 | \$950 | 0.0 | 0.1 | 0.1 |
| Symptoms, signs, and ill-defined conditions 780-799 | 622 | 10,391 | 152,720 | 14.7 | 14.5 | 22.3 | \$422,906 | 19.8 | 22.1 | 32.0 |
| Injury and poisoning ** 800-999 | 1,374 | 22,399 | 181,796 | 32.4 | 31.2 | 26.6 | \$670,863 | 31.4 | 30.0 | 22.3 |
| Supplementary classification V01-V82 | 26 | 1,727 | 20,079 | 0.6 | 2.4 | 2.9 | \$7,874 | 0.4 | 0.9 | 0.8 |

* Based on Principal Diagnosis.

** See Table 8 for subcategories of injury and poisoning.

*** Excludes professional fees.

Table 15
ED Outpatient Encounters by Major Disease Category
January 1, 2009 to December 31, 2009

Health District of Hospital: Wasatch County
Inpatient Peer group: Acute, rural, low CMI (n=16)

County: Wasatch
Ownership: Not for profit

ED beds: 5
Affiliation: Intermountain Healthcare

| Major disease category and ICD-9 code range* | Number of Encounters | | | Percent of Encounters | | | Total Charges*** | | | |
|---|----------------------|--------|---------|-----------------------|--------|---------|------------------|------------|--------|---------|
| | Hospital # | Peer # | State # | Hospital % | Peer % | State % | Hospital \$ | Hospital % | Peer % | State % |
| All Encounters | 5,805 | 71,843 | 684,176 | 100.0 | 100.0 | 100.0 | \$4,691,159 | 100.0 | 100.0 | 100.0 |
| Infectious and parasitic diseases 001-139 | 262 | 2,176 | 15,677 | 4.5 | 3.0 | 2.3 | \$120,386 | 2.6 | 1.6 | 1.3 |
| Neoplasms 140-239 | 9 | 96 | 643 | 0.2 | 0.1 | 0.1 | \$6,961 | 0.1 | 0.2 | 0.2 |
| Endocrine, nutritional, metab. & immunity disorders 240-279 | 56 | 1,093 | 8,934 | 1.0 | 1.5 | 1.3 | \$49,185 | 1.0 | 1.9 | 1.5 |
| Diseases of the Blood and Blood-Forming Organs 280-289 | 5 | 123 | 1,182 | 0.1 | 0.2 | 0.2 | \$2,184 | 0.0 | 0.3 | 0.3 |
| Mental disorders 290-319 | 131 | 1,840 | 23,035 | 2.3 | 2.6 | 3.4 | \$98,049 | 2.1 | 2.6 | 3.5 |
| Diseases of the nervous system and sense organs 320-389 | 286 | 5,247 | 38,905 | 4.9 | 7.3 | 5.7 | \$137,237 | 2.9 | 4.1 | 3.9 |
| Diseases of the circulatory system 390-459 | 112 | 1,824 | 13,875 | 1.9 | 2.5 | 2.0 | \$164,181 | 3.5 | 5.6 | 3.9 |
| Diseases of the respiratory system 460-519 | 611 | 8,702 | 71,341 | 10.5 | 12.1 | 10.4 | \$330,241 | 7.0 | 7.6 | 6.9 |
| Diseases of the digestive system 520-579 | 327 | 4,335 | 35,571 | 5.6 | 6.0 | 5.2 | \$267,216 | 5.7 | 7.1 | 6.1 |
| Diseases of the genitourinary system 580-629 | 243 | 3,664 | 38,494 | 4.2 | 5.1 | 5.6 | \$290,216 | 6.2 | 7.4 | 8.0 |
| Complications of pregn., childbirth, & puerperium 630-677 | 201 | 1,977 | 19,844 | 3.5 | 2.8 | 2.9 | \$149,305 | 3.2 | 2.5 | 3.1 |
| Diseases of the skin and subcutaneous tissue 680-709 | 157 | 2,168 | 24,247 | 2.7 | 3.0 | 3.5 | \$77,169 | 1.6 | 1.5 | 2.0 |
| Diseases of the musculoskeletal sys. & conn. tissue 710-739 | 323 | 3,639 | 35,953 | 5.6 | 5.1 | 5.3 | \$203,533 | 4.3 | 4.1 | 4.1 |
| Congenital Anomalies 740-759 | 1 | 29 | 202 | 0.0 | 0.0 | 0.0 | \$260 | 0.0 | 0.1 | 0.0 |
| Certain conditions orig. in the perinatal period 760-779 | 10 | 80 | 1,057 | 0.2 | 0.1 | 0.2 | \$4,865 | 0.1 | 0.1 | 0.1 |
| Symptoms, signs, and ill-defined conditions 780-799 | 887 | 10,391 | 152,720 | 15.3 | 14.5 | 22.3 | \$918,791 | 19.6 | 22.1 | 32.0 |
| Injury and poisoning ** 800-999 | 2,151 | 22,399 | 181,796 | 37.1 | 31.2 | 26.6 | \$1,852,079 | 39.5 | 30.0 | 22.3 |
| Supplementary classification V01-V82 | 33 | 1,727 | 20,079 | 0.6 | 2.4 | 2.9 | \$19,301 | 0.4 | 0.9 | 0.8 |

* Based on Principal Diagnosis.

** See Table 8 for subcategories of injury and poisoning.

*** Excludes professional fees.

Table 15
ED Outpatient Encounters by Major Disease Category
January 1, 2009 to December 31, 2009

Health District of Hospital: Salt Lake County
Inpatient Peer group: Acute, urban, high CMI (n=2)

County: Salt Lake
Ownership: Not for profit

ED beds: 54
Affiliation: Intermountain Healthcare

| Major disease category and ICD-9 code range* | Number of Encounters | | | Percent of Encounters | | | Total Charges*** | | | |
|---|----------------------|---------|---------|-----------------------|--------|---------|------------------|------------|--------|---------|
| | Hospital # | Peer # | State # | Hospital % | Peer % | State % | Hospital \$ | Hospital % | Peer % | State % |
| All Encounters | 70,876 | 100,430 | 684,176 | 100.0 | 100.0 | 100.0 | \$130,349,437 | 100.0 | 100.0 | 100.0 |
| Infectious and parasitic diseases 001-139 | 1,046 | 1,561 | 15,677 | 1.5 | 1.6 | 2.3 | \$1,280,458 | 1.0 | 1.0 | 1.3 |
| Neoplasms 140-239 | 63 | 110 | 643 | 0.1 | 0.1 | 0.1 | \$186,927 | 0.1 | 0.2 | 0.2 |
| Endocrine, nutritional, metab. & immunity disorders 240-279 | 892 | 1,244 | 8,934 | 1.3 | 1.2 | 1.3 | \$1,798,078 | 1.4 | 1.4 | 1.5 |
| Diseases of the Blood and Blood-Forming Organs 280-289 | 111 | 194 | 1,182 | 0.2 | 0.2 | 0.2 | \$266,900 | 0.2 | 0.3 | 0.3 |
| Mental disorders 290-319 | 2,365 | 4,932 | 23,035 | 3.3 | 4.9 | 3.4 | \$4,742,258 | 3.6 | 4.4 | 3.5 |
| Diseases of the nervous system and sense organs 320-389 | 2,990 | 4,286 | 38,905 | 4.2 | 4.3 | 5.7 | \$4,293,152 | 3.3 | 3.5 | 3.9 |
| Diseases of the circulatory system 390-459 | 1,476 | 2,057 | 13,875 | 2.1 | 2.0 | 2.0 | \$3,770,170 | 2.9 | 3.0 | 3.9 |
| Diseases of the respiratory system 460-519 | 6,312 | 8,030 | 71,341 | 8.9 | 8.0 | 10.4 | \$8,353,685 | 6.4 | 5.7 | 6.9 |
| Diseases of the digestive system 520-579 | 3,479 | 5,035 | 35,571 | 4.9 | 5.0 | 5.2 | \$5,980,594 | 4.6 | 4.5 | 6.1 |
| Diseases of the genitourinary system 580-629 | 4,381 | 6,069 | 38,494 | 6.2 | 6.0 | 5.6 | \$10,230,748 | 7.8 | 7.5 | 8.0 |
| Complications of pregn., childbirth, & puerperium 630-677 | 2,451 | 3,072 | 19,844 | 3.5 | 3.1 | 2.9 | \$4,467,234 | 3.4 | 3.1 | 3.1 |
| Diseases of the skin and subcutaneous tissue 680-709 | 2,798 | 3,772 | 24,247 | 3.9 | 3.8 | 3.5 | \$2,671,659 | 2.0 | 2.1 | 2.0 |
| Diseases of the musculoskeletal sys. & conn. tissue 710-739 | 5,099 | 7,395 | 35,953 | 7.2 | 7.4 | 5.3 | \$7,347,828 | 5.6 | 5.6 | 4.1 |
| Congenital Anomalies 740-759 | 20 | 38 | 202 | 0.0 | 0.0 | 0.0 | \$50,160 | 0.0 | 0.0 | 0.0 |
| Certain conditions orig. in the perinatal period 760-779 | 50 | 57 | 1,057 | 0.1 | 0.1 | 0.2 | \$59,757 | 0.0 | 0.0 | 0.1 |
| Symptoms, signs, and ill-defined conditions 780-799 | 19,903 | 27,817 | 152,720 | 28.1 | 27.7 | 22.3 | \$51,012,765 | 39.1 | 38.5 | 32.0 |
| Injury and poisoning ** 800-999 | 14,834 | 21,307 | 181,796 | 20.9 | 21.2 | 26.6 | \$22,506,535 | 17.3 | 18.3 | 22.3 |
| Supplementary classification V01-V82 | 2,582 | 3,348 | 20,079 | 3.6 | 3.3 | 2.9 | \$1,307,639 | 1.0 | 0.9 | 0.8 |
| All other diagnoses | 24 | 106 | 621 | 0.0 | 0.1 | 0.1 | \$22,893 | 0.0 | 0.0 | 0.0 |

* Based on Principal Diagnosis.

** See Table 8 for subcategories of injury and poisoning.

*** Excludes professional fees.

Table 15
ED Outpatient Encounters by Major Disease Category
January 1, 2009 to December 31, 2009

Health District of Hospital: Salt Lake County
Inpatient Peer group: Acute, urban, low CMI (n=6)

County: Salt Lake
Ownership: Investor-owned

ED beds: 10
Affiliation: IASIS Health Care

| Major disease category and ICD-9 code range* | Number of Encounters | | | Percent of Encounters | | | Total Charges*** | | | |
|---|----------------------|---------|---------|-----------------------|--------|---------|------------------|------------|--------|---------|
| | Hospital # | Peer # | State # | Hospital % | Peer % | State % | Hospital \$ | Hospital % | Peer % | State % |
| All Encounters | 30,330 | 110,669 | 684,176 | 100.0 | 100.0 | 100.0 | \$64,121,358 | 100.0 | 100.0 | 100.0 |
| Infectious and parasitic diseases 001-139 | 737 | 2,260 | 15,677 | 2.4 | 2.0 | 2.3 | \$975,338 | 1.5 | 1.4 | 1.3 |
| Neoplasms 140-239 | 26 | 76 | 643 | 0.1 | 0.1 | 0.1 | \$112,417 | 0.2 | 0.1 | 0.2 |
| Endocrine, nutritional, metab. & immunity disorders 240-279 | 672 | 1,312 | 8,934 | 2.2 | 1.2 | 1.3 | \$1,612,022 | 2.5 | 1.5 | 1.5 |
| Diseases of the Blood and Blood-Forming Organs 280-289 | 35 | 151 | 1,182 | 0.1 | 0.1 | 0.2 | \$96,525 | 0.2 | 0.2 | 0.3 |
| Mental disorders 290-319 | 845 | 2,702 | 23,035 | 2.8 | 2.4 | 3.4 | \$1,630,761 | 2.5 | 2.5 | 3.5 |
| Diseases of the nervous system and sense organs 320-389 | 1,837 | 6,274 | 38,905 | 6.1 | 5.7 | 5.7 | \$2,349,836 | 3.7 | 4.0 | 3.9 |
| Diseases of the circulatory system 390-459 | 549 | 2,058 | 13,875 | 1.8 | 1.9 | 2.0 | \$2,249,842 | 3.5 | 3.7 | 3.9 |
| Diseases of the respiratory system 460-519 | 3,565 | 10,840 | 71,341 | 11.8 | 9.8 | 10.4 | \$5,173,861 | 8.1 | 7.1 | 6.9 |
| Diseases of the digestive system 520-579 | 1,562 | 5,602 | 35,571 | 5.2 | 5.1 | 5.2 | \$6,067,364 | 9.5 | 7.2 | 6.1 |
| Diseases of the genitourinary system 580-629 | 1,924 | 7,025 | 38,494 | 6.3 | 6.3 | 5.6 | \$6,074,505 | 9.5 | 9.5 | 8.0 |
| Complications of pregn., childbirth, & puerperium 630-677 | 1,121 | 3,888 | 19,844 | 3.7 | 3.5 | 2.9 | \$2,774,168 | 4.3 | 3.8 | 3.1 |
| Diseases of the skin and subcutaneous tissue 680-709 | 1,030 | 4,015 | 24,247 | 3.4 | 3.6 | 3.5 | \$1,191,157 | 1.9 | 2.0 | 2.0 |
| Diseases of the musculoskeletal sys. & conn. tissue 710-739 | 1,145 | 5,235 | 35,953 | 3.8 | 4.7 | 5.3 | \$1,708,891 | 2.7 | 3.5 | 4.1 |
| Congenital Anomalies 740-759 | 5 | 14 | 202 | 0.0 | 0.0 | 0.0 | \$15,911 | 0.0 | 0.0 | 0.0 |
| Certain conditions orig. in the perinatal period 760-779 | 43 | 93 | 1,057 | 0.1 | 0.1 | 0.2 | \$59,716 | 0.1 | 0.1 | 0.1 |
| Symptoms, signs, and ill-defined conditions 780-799 | 6,050 | 23,970 | 152,720 | 19.9 | 21.7 | 22.3 | \$18,092,587 | 28.2 | 30.2 | 32.0 |
| Injury and poisoning ** 800-999 | 8,492 | 32,198 | 181,796 | 28.0 | 29.1 | 26.6 | \$13,262,320 | 20.7 | 22.2 | 22.3 |
| Supplementary classification V01-V82 | 678 | 2,924 | 20,079 | 2.2 | 2.6 | 2.9 | \$662,024 | 1.0 | 0.8 | 0.8 |
| All other diagnoses | 14 | 32 | 621 | 0.0 | 0.0 | 0.1 | \$12,113 | 0.0 | 0.0 | 0.0 |

* Based on Principal Diagnosis.

** See Table 8 for subcategories of injury and poisoning.

*** Excludes professional fees.

Table 15
ED Outpatient Encounters by Major Disease Category
January 1, 2009 to December 31, 2009

Health District of Hospital: Southwest Utah
Inpatient Peer group: Acute, rural, low CMI (n=16)

County: Kane
Ownership: Government

ED beds: 1
Affiliation: Management

| Major disease category and ICD-9 code range* | Number of Encounters | | | Percent of Encounters | | | Total Charges*** | | | |
|---|----------------------|--------|---------|-----------------------|--------|---------|------------------|------------|--------|---------|
| | Hospital # | Peer # | State # | Hospital % | Peer % | State % | Hospital \$ | Hospital % | Peer % | State % |
| All Encounters | 2,704 | 71,843 | 684,176 | 100.0 | 100.0 | 100.0 | \$1,173,385 | 100.0 | 100.0 | 100.0 |
| Infectious and parasitic diseases 001-139 | 47 | 2,176 | 15,677 | 1.7 | 3.0 | 2.3 | \$16,767 | 1.4 | 1.6 | 1.3 |
| Neoplasms 140-239 | 4 | 96 | 643 | 0.1 | 0.1 | 0.1 | \$1,678 | 0.1 | 0.2 | 0.2 |
| Endocrine, nutritional, metab. & immunity disorders 240-279 | 61 | 1,093 | 8,934 | 2.3 | 1.5 | 1.3 | \$34,827 | 3.0 | 1.9 | 1.5 |
| Diseases of the Blood and Blood-Forming Organs 280-289 | 5 | 123 | 1,182 | 0.2 | 0.2 | 0.2 | \$3,136 | 0.3 | 0.3 | 0.3 |
| Mental disorders 290-319 | 88 | 1,840 | 23,035 | 3.3 | 2.6 | 3.4 | \$39,680 | 3.4 | 2.6 | 3.5 |
| Diseases of the nervous system and sense organs 320-389 | 186 | 5,247 | 38,905 | 6.9 | 7.3 | 5.7 | \$71,932 | 6.1 | 4.1 | 3.9 |
| Diseases of the circulatory system 390-459 | 115 | 1,824 | 13,875 | 4.3 | 2.5 | 2.0 | \$96,617 | 8.2 | 5.6 | 3.9 |
| Diseases of the respiratory system 460-519 | 333 | 8,702 | 71,341 | 12.3 | 12.1 | 10.4 | \$118,204 | 10.1 | 7.6 | 6.9 |
| Diseases of the digestive system 520-579 | 187 | 4,335 | 35,571 | 6.9 | 6.0 | 5.2 | \$104,274 | 8.9 | 7.1 | 6.1 |
| Diseases of the genitourinary system 580-629 | 177 | 3,664 | 38,494 | 6.5 | 5.1 | 5.6 | \$83,236 | 7.1 | 7.4 | 8.0 |
| Complications of pregn., childbirth, & puerperium 630-677 | 32 | 1,977 | 19,844 | 1.2 | 2.8 | 2.9 | \$14,592 | 1.2 | 2.5 | 3.1 |
| Diseases of the skin and subcutaneous tissue 680-709 | 91 | 2,168 | 24,247 | 3.4 | 3.0 | 3.5 | \$26,600 | 2.3 | 1.5 | 2.0 |
| Diseases of the musculoskeletal sys. & conn. tissue 710-739 | 105 | 3,639 | 35,953 | 3.9 | 5.1 | 5.3 | \$33,147 | 2.8 | 4.1 | 4.1 |
| Congenital Anomalies 740-759 | 1 | 29 | 202 | 0.0 | 0.0 | 0.0 | \$679 | 0.1 | 0.1 | 0.0 |
| Certain conditions orig. in the perinatal period 760-779 | 3 | 80 | 1,057 | 0.1 | 0.1 | 0.2 | \$479 | 0.0 | 0.1 | 0.1 |
| Symptoms, signs, and ill-defined conditions 780-799 | 341 | 10,391 | 152,720 | 12.6 | 14.5 | 22.3 | \$174,195 | 14.8 | 22.1 | 32.0 |
| Injury and poisoning ** 800-999 | 906 | 22,399 | 181,796 | 33.5 | 31.2 | 26.6 | \$347,650 | 29.6 | 30.0 | 22.3 |
| Supplementary classification V01-V82 | 22 | 1,727 | 20,079 | 0.8 | 2.4 | 2.9 | \$5,693 | 0.5 | 0.9 | 0.8 |

* Based on Principal Diagnosis.

** See Table 8 for subcategories of injury and poisoning.

*** Excludes professional fees.

Table 15
ED Outpatient Encounters by Major Disease Category
January 1, 2009 to December 31, 2009

Health District of Hospital: Davis County County: Davis ED beds: 11
Inpatient Peer group: Acute, urban, lower medium CMI (n=7) Ownership: Investor-owned Affiliation: Mountainstar Healthcare

| Major disease category and ICD-9 code range* | Number of Encounters | | | Percent of Encounters | | | Total Charges*** | | | |
|---|----------------------|---------|---------|-----------------------|--------|---------|------------------|------------|--------|---------|
| | Hospital # | Peer # | State # | Hospital % | Peer % | State % | Hospital \$ | Hospital % | Peer % | State % |
| All Encounters | 13,405 | 128,732 | 684,176 | 100.0 | 100.0 | 100.0 | \$27,842,933 | 100.0 | 100.0 | 100.0 |
| Infectious and parasitic diseases 001-139 | 129 | 2,178 | 15,677 | 1.0 | 1.7 | 2.3 | \$187,454 | 0.7 | 1.0 | 1.3 |
| Endocrine, nutritional, metab. & immunity disorders 240-279 | 210 | 1,566 | 8,934 | 1.6 | 1.2 | 1.3 | \$480,227 | 1.7 | 1.5 | 1.5 |
| Diseases of the Blood and Blood-Forming Organs 280-289 | 25 | 175 | 1,182 | 0.2 | 0.1 | 0.2 | \$80,573 | 0.3 | 0.2 | 0.3 |
| Mental disorders 290-319 | 575 | 5,080 | 23,035 | 4.3 | 3.9 | 3.4 | \$1,109,470 | 4.0 | 4.0 | 3.5 |
| Diseases of the nervous system and sense organs 320-389 | 860 | 7,693 | 38,905 | 6.4 | 6.0 | 5.7 | \$1,197,875 | 4.3 | 4.1 | 3.9 |
| Diseases of the circulatory system 390-459 | 380 | 2,724 | 13,875 | 2.8 | 2.1 | 2.0 | \$1,646,291 | 5.9 | 4.5 | 3.9 |
| Diseases of the respiratory system 460-519 | 1,284 | 13,216 | 71,341 | 9.6 | 10.3 | 10.4 | \$1,855,257 | 6.7 | 6.9 | 6.9 |
| Diseases of the digestive system 520-579 | 483 | 6,158 | 35,571 | 3.6 | 4.8 | 5.2 | \$1,560,500 | 5.6 | 6.6 | 6.1 |
| Diseases of the genitourinary system 580-629 | 648 | 7,183 | 38,494 | 4.8 | 5.6 | 5.6 | \$1,838,171 | 6.6 | 7.8 | 8.0 |
| Complications of pregn., childbirth, & puerperium 630-677 | 352 | 3,951 | 19,844 | 2.6 | 3.1 | 2.9 | \$706,084 | 2.5 | 3.2 | 3.1 |
| Diseases of the skin and subcutaneous tissue 680-709 | 435 | 4,651 | 24,247 | 3.2 | 3.6 | 3.5 | \$474,583 | 1.7 | 1.8 | 2.0 |
| Diseases of the musculoskeletal sys. & conn. tissue 710-739 | 665 | 5,805 | 35,953 | 5.0 | 4.5 | 5.3 | \$1,029,854 | 3.7 | 3.3 | 4.1 |
| Congenital Anomalies 740-759 | 1 | 22 | 202 | 0.0 | 0.0 | 0.0 | \$3,473 | 0.0 | 0.0 | 0.0 |
| Certain conditions orig. in the perinatal period 760-779 | 15 | 119 | 1,057 | 0.1 | 0.1 | 0.2 | \$24,090 | 0.1 | 0.1 | 0.1 |
| Symptoms, signs, and ill-defined conditions 780-799 | 3,139 | 29,704 | 152,720 | 23.4 | 23.1 | 22.3 | \$9,112,498 | 32.7 | 32.2 | 32.0 |
| Injury and poisoning ** 800-999 | 4,070 | 35,538 | 181,796 | 30.4 | 27.6 | 26.6 | \$6,452,040 | 23.2 | 22.1 | 22.3 |
| Supplementary classification V01-V82 | 134 | 2,843 | 20,079 | 1.0 | 2.2 | 2.9 | \$84,493 | 0.3 | 0.6 | 0.8 |

* Based on Principal Diagnosis.
** See Table 8 for subcategories of injury and poisoning.
*** Excludes professional fees.

Table 15
ED Outpatient Encounters by Major Disease Category
January 1, 2009 to December 31, 2009

Health District of Hospital: Salt Lake County
Inpatient Peer group: Acute, urban, lower medium CMI (n=7)

County: Salt Lake
Ownership: Not for profit

ED beds: 24
Affiliation: Intermountain Healthcare

| Major disease category and ICD-9 code range* | Number of Encounters | | | Percent of Encounters | | | Total Charges*** | | | |
|---|----------------------|-----------|------------|-----------------------|-----------|------------|------------------|---------------|-----------|------------|
| | Hospital # | Peer # | State # | Hospital % | Peer % | State % | Hospital \$ | Hospital % | Peer % | State % |
| All Encounters | 22,798 | 128,732 | 684,176 | 100.0 | 100.0 | 100.0 | \$40,057,956 | 100.0 | 100.0 | 100.0 |
| Infectious and parasitic diseases 001-139 | 470 | 2,178 | 15,677 | 2.1 | 1.7 | 2.3 | \$533,734 | 1.3 | 1.0 | 1.3 |
| Neoplasms 140-239 | 14 | 79 | 643 | 0.1 | 0.1 | 0.1 | \$35,583 | 0.1 | 0.1 | 0.2 |
| Endocrine, nutritional, metab. & immunity disorders 240-279 | 266 | 1,566 | 8,934 | 1.2 | 1.2 | 1.3 | \$501,015 | 1.3 | 1.5 | 1.5 |
| Diseases of the Blood and Blood-Forming Organs 280-289 | 33 | 175 | 1,182 | 0.1 | 0.1 | 0.2 | \$78,845 | 0.2 | 0.2 | 0.3 |
| Mental disorders 290-319 | 1,322 | 5,080 | 23,035 | 5.8 | 3.9 | 3.4 | \$2,402,522 | 6.0 | 4.0 | 3.5 |
| Diseases of the nervous system and sense organs 320-389 | 870 | 7,693 | 38,905 | 3.8 | 6.0 | 5.7 | \$1,235,032 | 3.1 | 4.1 | 3.9 |
| Diseases of the circulatory system 390-459 | 504 | 2,724 | 13,875 | 2.2 | 2.1 | 2.0 | \$1,355,286 | 3.4 | 4.5 | 3.9 |
| Diseases of the respiratory system 460-519 | 1,648 | 13,216 | 71,341 | 7.2 | 10.3 | 10.4 | \$2,237,198 | 5.6 | 6.9 | 6.9 |
| Diseases of the digestive system 520-579 | 1,151 | 6,158 | 35,571 | 5.0 | 4.8 | 5.2 | \$1,932,414 | 4.8 | 6.6 | 6.1 |
| Diseases of the genitourinary system 580-629 | 1,258 | 7,183 | 38,494 | 5.5 | 5.6 | 5.6 | \$2,851,527 | 7.1 | 7.8 | 8.0 |
| Complications of pregn., childbirth, & puerperium 630-677 | 852 | 3,951 | 19,844 | 3.7 | 3.1 | 2.9 | \$1,509,420 | 3.8 | 3.2 | 3.1 |
| Diseases of the skin and subcutaneous tissue 680-709 | 1,249 | 4,651 | 24,247 | 5.5 | 3.6 | 3.5 | \$1,264,614 | 3.2 | 1.8 | 2.0 |
| Diseases of the musculoskeletal sys. & conn. tissue 710-739 | 1,711 | 5,805 | 35,953 | 7.5 | 4.5 | 5.3 | \$2,318,713 | 5.8 | 3.3 | 4.1 |
| Congenital Anomalies 740-759 | 7 | 22 | 202 | 0.0 | 0.0 | 0.0 | \$26,646 | 0.1 | 0.0 | 0.0 |
| Certain conditions orig. in the perinatal period 760-779 | 18 | 119 | 1,057 | 0.1 | 0.1 | 0.2 | \$11,628 | 0.0 | 0.1 | 0.1 |
| Symptoms, signs, and ill-defined conditions 780-799 | 6,085 | 29,704 | 152,720 | 26.7 | 23.1 | 22.3 | \$14,893,858 | 37.2 | 32.2 | 32.0 |
| Injury and poisoning ** 800-999 | 4,554 | 35,538 | 181,796 | 20.0 | 27.6 | 26.6 | \$6,555,655 | 16.4 | 22.1 | 22.3 |
| Supplementary classification V01-V82 | 781 | 2,843 | 20,079 | 3.4 | 2.2 | 2.9 | \$305,332 | 0.8 | 0.6 | 0.8 |
| All other diagnoses | 5 | 47 | 621 | 0.0 | 0.0 | 0.1 | \$8,937 | 0.0 | 0.0 | 0.0 |

* Based on Principal Diagnosis.

** See Table 8 for subcategories of injury and poisoning.

*** Excludes professional fees.

Table 15
ED Outpatient Encounters by Major Disease Category
January 1, 2009 to December 31, 2009

Health District of Hospital: Bear River
Inpatient Peer group: Acute, rural, high CMI (n=7)

County: Cache
Ownership: Not for profit

ED beds: 16
Affiliation: Intermountain Healthcare

| Major disease category and ICD-9 code range* | Number of Encounters | | | Percent of Encounters | | | Total Charges*** | | | |
|---|----------------------|---------|---------|-----------------------|--------|---------|------------------|------------|--------|---------|
| | Hospital # | Peer # | State # | Hospital % | Peer % | State % | Hospital \$ | Hospital % | Peer % | State % |
| All Encounters | 21,812 | 101,341 | 684,176 | 100.0 | 100.0 | 100.0 | \$25,594,735 | 100.0 | 100.0 | 100.0 |
| Infectious and parasitic diseases 001-139 | 276 | 1,964 | 15,677 | 1.3 | 1.9 | 2.3 | \$219,420 | 0.9 | 1.1 | 1.3 |
| Neoplasms 140-239 | 11 | 81 | 643 | 0.1 | 0.1 | 0.1 | \$20,321 | 0.1 | 0.2 | 0.2 |
| Endocrine, nutritional, metab. & immunity disorders 240-279 | 177 | 1,182 | 8,934 | 0.8 | 1.2 | 1.3 | \$269,948 | 1.1 | 1.4 | 1.5 |
| Diseases of the Blood and Blood-Forming Organs 280-289 | 42 | 178 | 1,182 | 0.2 | 0.2 | 0.2 | \$93,046 | 0.4 | 0.3 | 0.3 |
| Mental disorders 290-319 | 578 | 2,646 | 23,035 | 2.6 | 2.6 | 3.4 | \$641,813 | 2.5 | 2.7 | 3.5 |
| Diseases of the nervous system and sense organs 320-389 | 1,267 | 5,982 | 38,905 | 5.8 | 5.9 | 5.7 | \$1,104,107 | 4.3 | 4.0 | 3.9 |
| Diseases of the circulatory system 390-459 | 453 | 2,395 | 13,875 | 2.1 | 2.4 | 2.0 | \$1,151,239 | 4.5 | 4.8 | 3.9 |
| Diseases of the respiratory system 460-519 | 2,136 | 10,394 | 71,341 | 9.8 | 10.3 | 10.4 | \$1,869,668 | 7.3 | 6.9 | 6.9 |
| Diseases of the digestive system 520-579 | 905 | 4,670 | 35,571 | 4.1 | 4.6 | 5.2 | \$1,109,359 | 4.3 | 4.8 | 6.1 |
| Diseases of the genitourinary system 580-629 | 1,089 | 5,833 | 38,494 | 5.0 | 5.8 | 5.6 | \$1,872,365 | 7.3 | 8.1 | 8.0 |
| Complications of pregn., childbirth, & puerperium 630-677 | 636 | 2,512 | 19,844 | 2.9 | 2.5 | 2.9 | \$839,897 | 3.3 | 2.4 | 3.1 |
| Diseases of the skin and subcutaneous tissue 680-709 | 785 | 4,102 | 24,247 | 3.6 | 4.0 | 3.5 | \$480,631 | 1.9 | 2.1 | 2.0 |
| Diseases of the musculoskeletal sys. & conn. tissue 710-739 | 1,139 | 5,302 | 35,953 | 5.2 | 5.2 | 5.3 | \$1,131,678 | 4.4 | 4.0 | 4.1 |
| Congenital Anomalies 740-759 | 3 | 15 | 202 | 0.0 | 0.0 | 0.0 | \$2,407 | 0.0 | 0.0 | 0.0 |
| Certain conditions orig. in the perinatal period 760-779 | 54 | 129 | 1,057 | 0.2 | 0.1 | 0.2 | \$49,300 | 0.2 | 0.1 | 0.1 |
| Symptoms, signs, and ill-defined conditions 780-799 | 5,315 | 22,174 | 152,720 | 24.4 | 21.9 | 22.3 | \$8,580,411 | 33.5 | 30.7 | 32.0 |
| Injury and poisoning ** 800-999 | 5,685 | 27,913 | 181,796 | 26.1 | 27.5 | 26.6 | \$5,867,046 | 22.9 | 25.6 | 22.3 |
| Supplementary classification V01-V82 | 1,256 | 3,855 | 20,079 | 5.8 | 3.8 | 2.9 | \$288,281 | 1.1 | 0.9 | 0.8 |
| All other diagnoses | 5 | 14 | 621 | 0.0 | 0.0 | 0.1 | \$3,799 | 0.0 | 0.0 | 0.0 |

* Based on Principal Diagnosis.

** See Table 8 for subcategories of injury and poisoning.

*** Excludes professional fees.

Table 15
ED Outpatient Encounters by Major Disease Category
January 1, 2009 to December 31, 2009

Health District of Hospital: Weber/Morgan
Inpatient Peer group: Acute, urban, upper medium CMI (n=4)

County: Weber
Ownership: Not for profit

ED beds: 23
Affiliation: Intermountain Healthcare

| Major disease category and ICD-9 code range* | Number of Encounters | | | Percent of Encounters | | | Total Charges*** | | | |
|---|----------------------|---------|---------|-----------------------|--------|---------|------------------|------------|--------|---------|
| | Hospital # | Peer # | State # | Hospital % | Peer % | State % | Hospital \$ | Hospital % | Peer % | State % |
| All Encounters | 52,624 | 135,344 | 684,176 | 100.0 | 100.0 | 100.0 | \$90,295,959 | 100.0 | 100.0 | 100.0 |
| Infectious and parasitic diseases 001-139 | 1,500 | 3,383 | 15,677 | 2.9 | 2.5 | 2.3 | \$1,608,093 | 1.8 | 1.5 | 1.3 |
| Neoplasms 140-239 | 64 | 125 | 643 | 0.1 | 0.1 | 0.1 | \$168,583 | 0.2 | 0.2 | 0.2 |
| Endocrine, nutritional, metab. & immunity disorders 240-279 | 545 | 1,407 | 8,934 | 1.0 | 1.0 | 1.3 | \$1,037,181 | 1.1 | 1.3 | 1.5 |
| Diseases of the Blood and Blood-Forming Organs 280-289 | 102 | 213 | 1,182 | 0.2 | 0.2 | 0.2 | \$273,168 | 0.3 | 0.2 | 0.3 |
| Mental disorders 290-319 | 2,458 | 5,464 | 23,035 | 4.7 | 4.0 | 3.4 | \$4,087,565 | 4.5 | 3.9 | 3.5 |
| Diseases of the nervous system and sense organs 320-389 | 3,203 | 7,362 | 38,905 | 6.1 | 5.4 | 5.7 | \$4,183,600 | 4.6 | 4.0 | 3.9 |
| Diseases of the circulatory system 390-459 | 1,032 | 2,720 | 13,875 | 2.0 | 2.0 | 2.0 | \$2,691,293 | 3.0 | 3.5 | 3.9 |
| Diseases of the respiratory system 460-519 | 5,751 | 12,546 | 71,341 | 10.9 | 9.3 | 10.4 | \$6,940,417 | 7.7 | 6.4 | 6.9 |
| Diseases of the digestive system 520-579 | 2,995 | 7,563 | 35,571 | 5.7 | 5.6 | 5.2 | \$5,082,482 | 5.6 | 6.2 | 6.1 |
| Diseases of the genitourinary system 580-629 | 2,929 | 7,781 | 38,494 | 5.6 | 5.7 | 5.6 | \$6,834,115 | 7.6 | 8.0 | 8.0 |
| Complications of pregn., childbirth, & puerperium 630-677 | 1,733 | 4,430 | 19,844 | 3.3 | 3.3 | 2.9 | \$2,802,484 | 3.1 | 3.1 | 3.1 |
| Diseases of the skin and subcutaneous tissue 680-709 | 1,801 | 4,772 | 24,247 | 3.4 | 3.5 | 3.5 | \$1,909,539 | 2.1 | 2.1 | 2.0 |
| Diseases of the musculoskeletal sys. & conn. tissue 710-739 | 3,135 | 7,874 | 35,953 | 6.0 | 5.8 | 5.3 | \$4,200,518 | 4.7 | 4.3 | 4.1 |
| Congenital Anomalies 740-759 | 15 | 42 | 202 | 0.0 | 0.0 | 0.0 | \$36,767 | 0.0 | 0.1 | 0.0 |
| Certain conditions orig. in the perinatal period 760-779 | 72 | 183 | 1,057 | 0.1 | 0.1 | 0.2 | \$59,480 | 0.1 | 0.1 | 0.1 |
| Symptoms, signs, and ill-defined conditions 780-799 | 11,191 | 31,407 | 152,720 | 21.3 | 23.2 | 22.3 | \$27,612,987 | 30.6 | 32.6 | 32.0 |
| Injury and poisoning ** 800-999 | 12,548 | 34,345 | 181,796 | 23.8 | 25.4 | 26.6 | \$19,748,973 | 21.9 | 21.5 | 22.3 |
| Supplementary classification V01-V82 | 1,500 | 3,655 | 20,079 | 2.9 | 2.7 | 2.9 | \$976,602 | 1.1 | 0.9 | 0.8 |
| All other diagnoses | 50 | 72 | 621 | 0.1 | 0.1 | 0.1 | \$42,109 | 0.0 | 0.0 | 0.0 |

* Based on Principal Diagnosis.

** See Table 8 for subcategories of injury and poisoning.

*** Excludes professional fees.

Health District of Hospital: Southwest Utah
Inpatient Peer group: Acute, rural, low CMI (n=16)

County: Beaver
Ownership: Government

ED beds: 1
Affiliation: Freestanding

| Major disease category and ICD-9 code range* | Number of Encounters | | | Percent of Encounters | | | Total Charges*** | | | |
|---|----------------------|-----------|------------|-----------------------|-----------|------------|------------------|---------------|-----------|------------|
| | Hospital # | Peer # | State # | Hospital % | Peer % | State % | Hospital \$ | Hospital % | Peer % | State % |
| All Encounters | 221 | 71,843 | 684,176 | 100.0 | 100.0 | 100.0 | \$141,544 | 100.0 | 100.0 | 100.0 |
| Infectious and parasitic diseases 001-139 | 3 | 2,176 | 15,677 | 1.4 | 3.0 | 2.3 | \$3,850 | 2.7 | 1.6 | 1.3 |
| Endocrine, nutritional, metab. & immunity disorders 240-279 | 6 | 1,093 | 8,934 | 2.7 | 1.5 | 1.3 | \$6,989 | 4.9 | 1.9 | 1.5 |
| Mental disorders 290-319 | 3 | 1,840 | 23,035 | 1.4 | 2.6 | 3.4 | \$7,420 | 5.2 | 2.6 | 3.5 |
| Diseases of the nervous system and sense organs 320-389 | 20 | 5,247 | 38,905 | 9.0 | 7.3 | 5.7 | \$7,368 | 5.2 | 4.1 | 3.9 |
| Diseases of the circulatory system 390-459 | 4 | 1,824 | 13,875 | 1.8 | 2.5 | 2.0 | \$6,525 | 4.6 | 5.6 | 3.9 |
| Diseases of the respiratory system 460-519 | 43 | 8,702 | 71,341 | 19.5 | 12.1 | 10.4 | \$18,448 | 13.0 | 7.6 | 6.9 |
| Diseases of the digestive system 520-579 | 17 | 4,335 | 35,571 | 7.7 | 6.0 | 5.2 | \$10,813 | 7.6 | 7.1 | 6.1 |
| Diseases of the genitourinary system 580-629 | 6 | 3,664 | 38,494 | 2.7 | 5.1 | 5.6 | \$4,914 | 3.5 | 7.4 | 8.0 |
| Diseases of the skin and subcutaneous tissue 680-709 | 5 | 2,168 | 24,247 | 2.3 | 3.0 | 3.5 | \$1,210 | 0.9 | 1.5 | 2.0 |
| Diseases of the musculoskeletal sys. & conn. tissue 710-739 | 24 | 3,639 | 35,953 | 10.9 | 5.1 | 5.3 | \$7,959 | 5.6 | 4.1 | 4.1 |
| Symptoms, signs, and ill-defined conditions 780-799 | 41 | 10,391 | 152,720 | 18.6 | 14.5 | 22.3 | \$43,831 | 31.0 | 22.1 | 32.0 |
| Injury and poisoning ** 800-999 | 49 | 22,399 | 181,796 | 22.2 | 31.2 | 26.6 | \$22,218 | 15.7 | 30.0 | 22.3 |

* Based on Principal Diagnosis.

** See Table 8 for subcategories of injury and poisoning.

*** Excludes professional fees.

Table 15
ED Outpatient Encounters by Major Disease Category
January 1, 2009 to December 31, 2009

Health District of Hospital: Utah County County: Utah ED beds: 11
Inpatient Peer group: Acute, urban, lower medium CMI (n=7) Ownership: Investor-owned Affiliation: Mountainstar Healthcare

| Major disease category and ICD-9 code range* | Number of Encounters | | | Percent of Encounters | | | Total Charges*** | | | |
|---|----------------------|---------|---------|-----------------------|--------|---------|------------------|------------|--------|---------|
| | Hospital # | Peer # | State # | Hospital % | Peer % | State % | Hospital \$ | Hospital % | Peer % | State % |
| All Encounters | 15,346 | 128,732 | 684,176 | 100.0 | 100.0 | 100.0 | \$25,997,291 | 100.0 | 100.0 | 100.0 |
| Infectious and parasitic diseases 001-139 | 143 | 2,178 | 15,677 | 0.9 | 1.7 | 2.3 | \$138,663 | 0.5 | 1.0 | 1.3 |
| Neoplasms 140-239 | 5 | 79 | 643 | 0.0 | 0.1 | 0.1 | \$12,524 | 0.0 | 0.1 | 0.2 |
| Endocrine, nutritional, metab. & immunity disorders 240-279 | 317 | 1,566 | 8,934 | 2.1 | 1.2 | 1.3 | \$734,684 | 2.8 | 1.5 | 1.5 |
| Diseases of the Blood and Blood-Forming Organs 280-289 | 24 | 175 | 1,182 | 0.2 | 0.1 | 0.2 | \$119,596 | 0.5 | 0.2 | 0.3 |
| Mental disorders 290-319 | 395 | 5,080 | 23,035 | 2.6 | 3.9 | 3.4 | \$567,647 | 2.2 | 4.0 | 3.5 |
| Diseases of the nervous system and sense organs 320-389 | 1,552 | 7,693 | 38,905 | 10.1 | 6.0 | 5.7 | \$1,720,104 | 6.6 | 4.1 | 3.9 |
| Diseases of the circulatory system 390-459 | 321 | 2,724 | 13,875 | 2.1 | 2.1 | 2.0 | \$1,584,926 | 6.1 | 4.5 | 3.9 |
| Diseases of the respiratory system 460-519 | 1,252 | 13,216 | 71,341 | 8.2 | 10.3 | 10.4 | \$1,412,612 | 5.4 | 6.9 | 6.9 |
| Diseases of the digestive system 520-579 | 533 | 6,158 | 35,571 | 3.5 | 4.8 | 5.2 | \$1,355,919 | 5.2 | 6.6 | 6.1 |
| Diseases of the genitourinary system 580-629 | 626 | 7,183 | 38,494 | 4.1 | 5.6 | 5.6 | \$1,554,651 | 6.0 | 7.8 | 8.0 |
| Complications of pregn., childbirth, & puerperium 630-677 | 281 | 3,951 | 19,844 | 1.8 | 3.1 | 2.9 | \$465,746 | 1.8 | 3.2 | 3.1 |
| Diseases of the skin and subcutaneous tissue 680-709 | 463 | 4,651 | 24,247 | 3.0 | 3.6 | 3.5 | \$425,302 | 1.6 | 1.8 | 2.0 |
| Diseases of the musculoskeletal sys. & conn. tissue 710-739 | 688 | 5,805 | 35,953 | 4.5 | 4.5 | 5.3 | \$881,391 | 3.4 | 3.3 | 4.1 |
| Congenital Anomalies 740-759 | 2 | 22 | 202 | 0.0 | 0.0 | 0.0 | \$1,112 | 0.0 | 0.0 | 0.0 |
| Certain conditions orig. in the perinatal period 760-779 | 4 | 119 | 1,057 | 0.0 | 0.1 | 0.2 | \$6,679 | 0.0 | 0.1 | 0.1 |
| Symptoms, signs, and ill-defined conditions 780-799 | 3,441 | 29,704 | 152,720 | 22.4 | 23.1 | 22.3 | \$8,382,683 | 32.2 | 32.2 | 32.0 |
| Injury and poisoning ** 800-999 | 4,760 | 35,538 | 181,796 | 31.0 | 27.6 | 26.6 | \$6,325,570 | 24.3 | 22.1 | 22.3 |
| Supplementary classification V01-V82 | 539 | 2,843 | 20,079 | 3.5 | 2.2 | 2.9 | \$307,482 | 1.2 | 0.6 | 0.8 |

* Based on Principal Diagnosis.
** See Table 8 for subcategories of injury and poisoning.
*** Excludes professional fees.

Table 15
ED Outpatient Encounters by Major Disease Category
January 1, 2009 to December 31, 2009

Health District of Hospital: Tooele County
Inpatient Peer group: Acute, rural, low CMI (n=16)

County: Tooele
Ownership: Investor-owned

ED beds: 8
Affiliation: Community Health Sys.

| Major disease category and ICD-9 code range* | Number of Encounters | | | Percent of Encounters | | | Total Charges*** | | | |
|---|----------------------|--------|---------|-----------------------|--------|---------|------------------|------------|--------|---------|
| | Hospital # | Peer # | State # | Hospital % | Peer % | State % | Hospital \$ | Hospital % | Peer % | State % |
| All Encounters | 11,225 | 71,843 | 684,176 | 100.0 | 100.0 | 100.0 | \$21,300,671 | 100.0 | 100.0 | 100.0 |
| Infectious and parasitic diseases 001-139 | 269 | 2,176 | 15,677 | 2.4 | 3.0 | 2.3 | \$213,028 | 1.0 | 1.6 | 1.3 |
| Neoplasms 140-239 | 5 | 96 | 643 | 0.0 | 0.1 | 0.1 | \$8,860 | 0.0 | 0.2 | 0.2 |
| Endocrine, nutritional, metab. & immunity disorders 240-279 | 155 | 1,093 | 8,934 | 1.4 | 1.5 | 1.3 | \$358,007 | 1.7 | 1.9 | 1.5 |
| Diseases of the Blood and Blood-Forming Organs 280-289 | 12 | 123 | 1,182 | 0.1 | 0.2 | 0.2 | \$36,355 | 0.2 | 0.3 | 0.3 |
| Mental disorders 290-319 | 428 | 1,840 | 23,035 | 3.8 | 2.6 | 3.4 | \$734,017 | 3.4 | 2.6 | 3.5 |
| Diseases of the nervous system and sense organs 320-389 | 713 | 5,247 | 38,905 | 6.4 | 7.3 | 5.7 | \$775,287 | 3.6 | 4.1 | 3.9 |
| Diseases of the circulatory system 390-459 | 254 | 1,824 | 13,875 | 2.3 | 2.5 | 2.0 | \$1,083,504 | 5.1 | 5.6 | 3.9 |
| Diseases of the respiratory system 460-519 | 1,265 | 8,702 | 71,341 | 11.3 | 12.1 | 10.4 | \$1,443,213 | 6.8 | 7.6 | 6.9 |
| Diseases of the digestive system 520-579 | 536 | 4,335 | 35,571 | 4.8 | 6.0 | 5.2 | \$1,343,390 | 6.3 | 7.1 | 6.1 |
| Diseases of the genitourinary system 580-629 | 652 | 3,664 | 38,494 | 5.8 | 5.1 | 5.6 | \$1,832,604 | 8.6 | 7.4 | 8.0 |
| Complications of pregn., childbirth, & puerperium 630-677 | 422 | 1,977 | 19,844 | 3.8 | 2.8 | 2.9 | \$673,848 | 3.2 | 2.5 | 3.1 |
| Diseases of the skin and subcutaneous tissue 680-709 | 276 | 2,168 | 24,247 | 2.5 | 3.0 | 3.5 | \$222,047 | 1.0 | 1.5 | 2.0 |
| Diseases of the musculoskeletal sys. & conn. tissue 710-739 | 491 | 3,639 | 35,953 | 4.4 | 5.1 | 5.3 | \$706,703 | 3.3 | 4.1 | 4.1 |
| Congenital Anomalies 740-759 | 3 | 29 | 202 | 0.0 | 0.0 | 0.0 | \$9,102 | 0.0 | 0.1 | 0.0 |
| Certain conditions orig. in the perinatal period 760-779 | 21 | 80 | 1,057 | 0.2 | 0.1 | 0.2 | \$19,858 | 0.1 | 0.1 | 0.1 |
| Symptoms, signs, and ill-defined conditions 780-799 | 2,195 | 10,391 | 152,720 | 19.6 | 14.5 | 22.3 | \$6,467,708 | 30.4 | 22.1 | 32.0 |
| Injury and poisoning ** 800-999 | 3,337 | 22,399 | 181,796 | 29.7 | 31.2 | 26.6 | \$5,236,562 | 24.6 | 30.0 | 22.3 |
| Supplementary classification V01-V82 | 184 | 1,727 | 20,079 | 1.6 | 2.4 | 2.9 | \$123,896 | 0.6 | 0.9 | 0.8 |
| All other diagnoses | 7 | 333 | 621 | 0.1 | 0.5 | 0.1 | \$12,682 | 0.1 | 0.5 | 0.0 |

* Based on Principal Diagnosis.

** See Table 8 for subcategories of injury and poisoning.

*** Excludes professional fees.

Table 15
ED Outpatient Encounters by Major Disease Category
January 1, 2009 to December 31, 2009

Health District of Hospital: Weber/Morgan
Inpatient Peer group: Acute, urban, lower medium CMI (n=7)

County: Weber
Ownership: Investor-owned

ED beds: 17
Affiliation: Mountainstar Healthcare

| Major disease category and ICD-9 code range* | Number of Encounters | | | Percent of Encounters | | | Total Charges*** | | | |
|---|----------------------|---------|---------|-----------------------|--------|---------|------------------|------------|--------|---------|
| | Hospital # | Peer # | State # | Hospital % | Peer % | State % | Hospital \$ | Hospital % | Peer % | State % |
| All Encounters | 22,729 | 128,732 | 684,176 | 100.0 | 100.0 | 100.0 | \$50,113,664 | 100.0 | 100.0 | 100.0 |
| Infectious and parasitic diseases 001-139 | 549 | 2,178 | 15,677 | 2.4 | 1.7 | 2.3 | \$703,944 | 1.4 | 1.0 | 1.3 |
| Neoplasms 140-239 | 18 | 79 | 643 | 0.1 | 0.1 | 0.1 | \$54,580 | 0.1 | 0.1 | 0.2 |
| Endocrine, nutritional, metab. & immunity disorders 240-279 | 290 | 1,566 | 8,934 | 1.3 | 1.2 | 1.3 | \$779,725 | 1.6 | 1.5 | 1.5 |
| Diseases of the Blood and Blood-Forming Organs 280-289 | 37 | 175 | 1,182 | 0.2 | 0.1 | 0.2 | \$105,693 | 0.2 | 0.2 | 0.3 |
| Mental disorders 290-319 | 639 | 5,080 | 23,035 | 2.8 | 3.9 | 3.4 | \$1,384,884 | 2.8 | 4.0 | 3.5 |
| Diseases of the nervous system and sense organs 320-389 | 1,544 | 7,693 | 38,905 | 6.8 | 6.0 | 5.7 | \$2,775,814 | 5.5 | 4.1 | 3.9 |
| Diseases of the circulatory system 390-459 | 480 | 2,724 | 13,875 | 2.1 | 2.1 | 2.0 | \$1,785,177 | 3.6 | 4.5 | 3.9 |
| Diseases of the respiratory system 460-519 | 2,539 | 13,216 | 71,341 | 11.2 | 10.3 | 10.4 | \$3,694,190 | 7.4 | 6.9 | 6.9 |
| Diseases of the digestive system 520-579 | 1,143 | 6,158 | 35,571 | 5.0 | 4.8 | 5.2 | \$2,646,131 | 5.3 | 6.6 | 6.1 |
| Diseases of the genitourinary system 580-629 | 1,160 | 7,183 | 38,494 | 5.1 | 5.6 | 5.6 | \$3,541,378 | 7.1 | 7.8 | 8.0 |
| Complications of pregn., childbirth, & puerperium 630-677 | 824 | 3,951 | 19,844 | 3.6 | 3.1 | 2.9 | \$1,709,286 | 3.4 | 3.2 | 3.1 |
| Diseases of the skin and subcutaneous tissue 680-709 | 703 | 4,651 | 24,247 | 3.1 | 3.6 | 3.5 | \$817,260 | 1.6 | 1.8 | 2.0 |
| Diseases of the musculoskeletal sys. & conn. tissue 710-739 | 809 | 5,805 | 35,953 | 3.6 | 4.5 | 5.3 | \$1,551,918 | 3.1 | 3.3 | 4.1 |
| Congenital Anomalies 740-759 | 4 | 22 | 202 | 0.0 | 0.0 | 0.0 | \$14,860 | 0.0 | 0.0 | 0.0 |
| Certain conditions orig. in the perinatal period 760-779 | 31 | 119 | 1,057 | 0.1 | 0.1 | 0.2 | \$27,009 | 0.1 | 0.1 | 0.1 |
| Symptoms, signs, and ill-defined conditions 780-799 | 5,016 | 29,704 | 152,720 | 22.1 | 23.1 | 22.3 | \$15,606,681 | 31.1 | 32.2 | 32.0 |
| Injury and poisoning ** 800-999 | 6,291 | 35,538 | 181,796 | 27.7 | 27.6 | 26.6 | \$12,661,207 | 25.3 | 22.1 | 22.3 |
| Supplementary classification V01-V82 | 651 | 2,843 | 20,079 | 2.9 | 2.2 | 2.9 | \$253,758 | 0.5 | 0.6 | 0.8 |
| All other diagnoses | 1 | 47 | 621 | 0.0 | 0.0 | 0.1 | \$169 | 0.0 | 0.0 | 0.0 |

* Based on Principal Diagnosis.

** See Table 8 for subcategories of injury and poisoning.

*** Excludes professional fees.

Table 15
ED Outpatient Encounters by Major Disease Category
January 1, 2009 to December 31, 2009

Health District of Hospital: Utah County
Inpatient Peer group: Acute, urban, low CMI (n=6)

County: Utah
Ownership: Not for profit

ED beds: 9
Affiliation: Intermountain Healthcare

| Major disease category and ICD-9 code range* | Number of Encounters | | | Percent of Encounters | | | Total Charges*** | | | |
|---|----------------------|---------|---------|-----------------------|--------|---------|------------------|------------|--------|---------|
| | Hospital # | Peer # | State # | Hospital % | Peer % | State % | Hospital \$ | Hospital % | Peer % | State % |
| All Encounters | 9,211 | 110,669 | 684,176 | 100.0 | 100.0 | 100.0 | \$8,506,659 | 100.0 | 100.0 | 100.0 |
| Infectious and parasitic diseases 001-139 | 431 | 2,260 | 15,677 | 4.7 | 2.0 | 2.3 | \$285,393 | 3.4 | 1.4 | 1.3 |
| Neoplasms 140-239 | 2 | 76 | 643 | 0.0 | 0.1 | 0.1 | \$1,838 | 0.0 | 0.1 | 0.2 |
| Endocrine, nutritional, metab. & immunity disorders 240-279 | 61 | 1,312 | 8,934 | 0.7 | 1.2 | 1.3 | \$71,459 | 0.8 | 1.5 | 1.5 |
| Diseases of the Blood and Blood-Forming Organs 280-289 | 16 | 151 | 1,182 | 0.2 | 0.1 | 0.2 | \$30,083 | 0.4 | 0.2 | 0.3 |
| Mental disorders 290-319 | 141 | 2,702 | 23,035 | 1.5 | 2.4 | 3.4 | \$119,357 | 1.4 | 2.5 | 3.5 |
| Diseases of the nervous system and sense organs 320-389 | 493 | 6,274 | 38,905 | 5.4 | 5.7 | 5.7 | \$282,566 | 3.3 | 4.0 | 3.9 |
| Diseases of the circulatory system 390-459 | 94 | 2,058 | 13,875 | 1.0 | 1.9 | 2.0 | \$149,756 | 1.8 | 3.7 | 3.9 |
| Diseases of the respiratory system 460-519 | 927 | 10,840 | 71,341 | 10.1 | 9.8 | 10.4 | \$635,641 | 7.5 | 7.1 | 6.9 |
| Diseases of the digestive system 520-579 | 588 | 5,602 | 35,571 | 6.4 | 5.1 | 5.2 | \$662,754 | 7.8 | 7.2 | 6.1 |
| Diseases of the genitourinary system 580-629 | 528 | 7,025 | 38,494 | 5.7 | 6.3 | 5.6 | \$783,071 | 9.2 | 9.5 | 8.0 |
| Complications of pregn., childbirth, & puerperium 630-677 | 496 | 3,888 | 19,844 | 5.4 | 3.5 | 2.9 | \$456,111 | 5.4 | 3.8 | 3.1 |
| Diseases of the skin and subcutaneous tissue 680-709 | 428 | 4,015 | 24,247 | 4.6 | 3.6 | 3.5 | \$255,536 | 3.0 | 2.0 | 2.0 |
| Diseases of the musculoskeletal sys. & conn. tissue 710-739 | 619 | 5,235 | 35,953 | 6.7 | 4.7 | 5.3 | \$400,164 | 4.7 | 3.5 | 4.1 |
| Congenital Anomalies 740-759 | 1 | 14 | 202 | 0.0 | 0.0 | 0.0 | \$291 | 0.0 | 0.0 | 0.0 |
| Certain conditions orig. in the perinatal period 760-779 | 5 | 93 | 1,057 | 0.1 | 0.1 | 0.2 | \$1,842 | 0.0 | 0.1 | 0.1 |
| Symptoms, signs, and ill-defined conditions 780-799 | 1,583 | 23,970 | 152,720 | 17.2 | 21.7 | 22.3 | \$2,194,247 | 25.8 | 30.2 | 32.0 |
| Injury and poisoning ** 800-999 | 2,633 | 32,198 | 181,796 | 28.6 | 29.1 | 26.6 | \$2,126,546 | 25.0 | 22.2 | 22.3 |
| Supplementary classification V01-V82 | 155 | 2,924 | 20,079 | 1.7 | 2.6 | 2.9 | \$43,696 | 0.5 | 0.8 | 0.8 |
| All other diagnoses | 10 | 32 | 621 | 0.1 | 0.0 | 0.1 | \$6,309 | 0.1 | 0.0 | 0.0 |

* Based on Principal Diagnosis.

** See Table 8 for subcategories of injury and poisoning.

*** Excludes professional fees.

Table 15
ED Outpatient Encounters by Major Disease Category
January 1, 2009 to December 31, 2009

Health District of Hospital: Summit County
Inpatient Peer group: Acute, rural, high CMI (n=7)

County: Summit
Ownership: Not for profit

ED beds: .
Affiliation: Intermountain Healthcare

| Major disease category and ICD-9 code range* | Number of Encounters | | | Percent of Encounters | | | Total Charges*** | | | |
|---|----------------------|---------|---------|-----------------------|--------|---------|------------------|------------|--------|---------|
| | Hospital # | Peer # | State # | Hospital % | Peer % | State % | Hospital \$ | Hospital % | Peer % | State % |
| All Encounters | 1,596 | 101,341 | 684,176 | 100.0 | 100.0 | 100.0 | \$3,640,749 | 100.0 | 100.0 | 100.0 |
| Infectious and parasitic diseases 001-139 | 35 | 1,964 | 15,677 | 2.2 | 1.9 | 2.3 | \$54,347 | 1.5 | 1.1 | 1.3 |
| Neoplasms 140-239 | 2 | 81 | 643 | 0.1 | 0.1 | 0.1 | \$8,325 | 0.2 | 0.2 | 0.2 |
| Endocrine, nutritional, metab. & immunity disorders 240-279 | 27 | 1,182 | 8,934 | 1.7 | 1.2 | 1.3 | \$70,655 | 1.9 | 1.4 | 1.5 |
| Diseases of the Blood and Blood-Forming Organs 280-289 | 4 | 178 | 1,182 | 0.3 | 0.2 | 0.2 | \$14,111 | 0.4 | 0.3 | 0.3 |
| Mental disorders 290-319 | 21 | 2,646 | 23,035 | 1.3 | 2.6 | 3.4 | \$58,331 | 1.6 | 2.7 | 3.5 |
| Diseases of the nervous system and sense organs 320-389 | 78 | 5,982 | 38,905 | 4.9 | 5.9 | 5.7 | \$139,590 | 3.8 | 4.0 | 3.9 |
| Diseases of the circulatory system 390-459 | 35 | 2,395 | 13,875 | 2.2 | 2.4 | 2.0 | \$145,067 | 4.0 | 4.8 | 3.9 |
| Diseases of the respiratory system 460-519 | 148 | 10,394 | 71,341 | 9.3 | 10.3 | 10.4 | \$245,486 | 6.7 | 6.9 | 6.9 |
| Diseases of the digestive system 520-579 | 59 | 4,670 | 35,571 | 3.7 | 4.6 | 5.2 | \$163,397 | 4.5 | 4.8 | 6.1 |
| Diseases of the genitourinary system 580-629 | 67 | 5,833 | 38,494 | 4.2 | 5.8 | 5.6 | \$202,080 | 5.6 | 8.1 | 8.0 |
| Complications of pregn., childbirth, & puerperium 630-677 | 26 | 2,512 | 19,844 | 1.6 | 2.5 | 2.9 | \$54,249 | 1.5 | 2.4 | 3.1 |
| Diseases of the skin and subcutaneous tissue 680-709 | 39 | 4,102 | 24,247 | 2.4 | 4.0 | 3.5 | \$48,691 | 1.3 | 2.1 | 2.0 |
| Diseases of the musculoskeletal sys. & conn. tissue 710-739 | 95 | 5,302 | 35,953 | 6.0 | 5.2 | 5.3 | \$158,854 | 4.4 | 4.0 | 4.1 |
| Certain conditions orig. in the perinatal period 760-779 | 1 | 129 | 1,057 | 0.1 | 0.1 | 0.2 | \$710 | 0.0 | 0.1 | 0.1 |
| Symptoms, signs, and ill-defined conditions 780-799 | 377 | 22,174 | 152,720 | 23.6 | 21.9 | 22.3 | \$1,095,044 | 30.1 | 30.7 | 32.0 |
| Injury and poisoning ** 800-999 | 530 | 27,913 | 181,796 | 33.2 | 27.5 | 26.6 | \$1,135,551 | 31.2 | 25.6 | 22.3 |
| Supplementary classification V01-V82 | 52 | 3,855 | 20,079 | 3.3 | 3.8 | 2.9 | \$46,261 | 1.3 | 0.9 | 0.8 |

* Based on Principal Diagnosis.

** See Table 8 for subcategories of injury and poisoning.

*** Excludes professional fees.

Table 15
ED Outpatient Encounters by Major Disease Category
January 1, 2009 to December 31, 2009

Health District of Hospital: Salt Lake County
Inpatient Peer group: Acute, urban, lower medium CMI (n=7)

County: Salt Lake
Ownership: Investor-owned

ED beds: 18
Affiliation: IASIS Health Care

| Major disease category and ICD-9 code range* | Number of Encounters | | | Percent of Encounters | | | Total Charges*** | | | |
|---|----------------------|---------|---------|-----------------------|--------|---------|------------------|------------|--------|---------|
| | Hospital # | Peer # | State # | Hospital % | Peer % | State % | Hospital \$ | Hospital % | Peer % | State % |
| All Encounters | 26,436 | 128,732 | 684,176 | 100.0 | 100.0 | 100.0 | \$56,816,399 | 100.0 | 100.0 | 100.0 |
| Infectious and parasitic diseases 001-139 | 545 | 2,178 | 15,677 | 2.1 | 1.7 | 2.3 | \$616,193 | 1.1 | 1.0 | 1.3 |
| Neoplasms 140-239 | 12 | 79 | 643 | 0.0 | 0.1 | 0.1 | \$46,693 | 0.1 | 0.1 | 0.2 |
| Endocrine, nutritional, metab. & immunity disorders 240-279 | 188 | 1,566 | 8,934 | 0.7 | 1.2 | 1.3 | \$464,807 | 0.8 | 1.5 | 1.5 |
| Diseases of the Blood and Blood-Forming Organs 280-289 | 24 | 175 | 1,182 | 0.1 | 0.1 | 0.2 | \$46,294 | 0.1 | 0.2 | 0.3 |
| Mental disorders 290-319 | 1,114 | 5,080 | 23,035 | 4.2 | 3.9 | 3.4 | \$2,649,041 | 4.7 | 4.0 | 3.5 |
| Diseases of the nervous system and sense organs 320-389 | 1,562 | 7,693 | 38,905 | 5.9 | 6.0 | 5.7 | \$1,897,976 | 3.3 | 4.1 | 3.9 |
| Diseases of the circulatory system 390-459 | 407 | 2,724 | 13,875 | 1.5 | 2.1 | 2.0 | \$2,134,036 | 3.8 | 4.5 | 3.9 |
| Diseases of the respiratory system 460-519 | 3,772 | 13,216 | 71,341 | 14.3 | 10.3 | 10.4 | \$5,149,400 | 9.1 | 6.9 | 6.9 |
| Diseases of the digestive system 520-579 | 1,295 | 6,158 | 35,571 | 4.9 | 4.8 | 5.2 | \$4,291,046 | 7.6 | 6.6 | 6.1 |
| Diseases of the genitourinary system 580-629 | 1,915 | 7,183 | 38,494 | 7.2 | 5.6 | 5.6 | \$5,794,212 | 10.2 | 7.8 | 8.0 |
| Complications of pregn., childbirth, & puerperium 630-677 | 797 | 3,951 | 19,844 | 3.0 | 3.1 | 2.9 | \$2,119,511 | 3.7 | 3.2 | 3.1 |
| Diseases of the skin and subcutaneous tissue 680-709 | 1,049 | 4,651 | 24,247 | 4.0 | 3.6 | 3.5 | \$983,062 | 1.7 | 1.8 | 2.0 |
| Diseases of the musculoskeletal sys. & conn. tissue 710-739 | 889 | 5,805 | 35,953 | 3.4 | 4.5 | 5.3 | \$1,415,245 | 2.5 | 3.3 | 4.1 |
| Congenital Anomalies 740-759 | 2 | 22 | 202 | 0.0 | 0.0 | 0.0 | \$7,416 | 0.0 | 0.0 | 0.0 |
| Certain conditions orig. in the perinatal period 760-779 | 23 | 119 | 1,057 | 0.1 | 0.1 | 0.2 | \$29,355 | 0.1 | 0.1 | 0.1 |
| Symptoms, signs, and ill-defined conditions 780-799 | 5,595 | 29,704 | 152,720 | 21.2 | 23.1 | 22.3 | \$17,777,029 | 31.3 | 32.2 | 32.0 |
| Injury and poisoning ** 800-999 | 6,868 | 35,538 | 181,796 | 26.0 | 27.6 | 26.6 | \$11,127,716 | 19.6 | 22.1 | 22.3 |
| Supplementary classification V01-V82 | 372 | 2,843 | 20,079 | 1.4 | 2.2 | 2.9 | \$262,367 | 0.5 | 0.6 | 0.8 |
| All other diagnoses | 7 | 47 | 621 | 0.0 | 0.0 | 0.1 | \$4,999 | 0.0 | 0.0 | 0.0 |

* Based on Principal Diagnosis.

** See Table 8 for subcategories of injury and poisoning.

*** Excludes professional fees.

Health District of Hospital: Salt Lake County
Inpatient Peer group: None (n=4)

County: Salt Lake
Ownership: Not for profit

ED beds: 13
Affiliation: Intermountain Healthcare

| Major disease category and ICD-9 code range* | Number of Encounters | | | Percent of Encounters | | | Total Charges*** | | | |
|---|----------------------|--------|---------|-----------------------|--------|---------|------------------|------------|--------|---------|
| | Hospital # | Peer # | State # | Hospital % | Peer % | State % | Hospital \$ | Hospital % | Peer % | State % |
| All Encounters | 34,856 | . | 684,176 | 100.0 | . | 100.0 | \$22,203,020 | 100.0 | . | 100.0 |
| Infectious and parasitic diseases 001-139 | 2,132 | . | 15,677 | 6.1 | . | 2.3 | \$1,036,652 | 4.7 | . | 1.3 |
| Neoplasms 140-239 | 74 | . | 643 | 0.2 | . | 0.1 | \$88,227 | 0.4 | . | 0.2 |
| Endocrine, nutritional, metab. & immunity disorders 240-279 | 1,119 | . | 8,934 | 3.2 | . | 1.3 | \$1,059,492 | 4.8 | . | 1.5 |
| Diseases of the Blood and Blood-Forming Organs 280-289 | 145 | . | 1,182 | 0.4 | . | 0.2 | \$158,118 | 0.7 | . | 0.3 |
| Mental disorders 290-319 | 356 | . | 23,035 | 1.0 | . | 3.4 | \$313,511 | 1.4 | . | 3.5 |
| Diseases of the nervous system and sense organs 320-389 | 1,994 | . | 38,905 | 5.7 | . | 5.7 | \$972,657 | 4.4 | . | 3.9 |
| Diseases of the circulatory system 390-459 | 65 | . | 13,875 | 0.2 | . | 2.0 | \$83,889 | 0.4 | . | 3.9 |
| Diseases of the respiratory system 460-519 | 7,541 | . | 71,341 | 21.6 | . | 10.4 | \$3,978,748 | 17.9 | . | 6.9 |
| Diseases of the digestive system 520-579 | 2,137 | . | 35,571 | 6.1 | . | 5.2 | \$1,327,690 | 6.0 | . | 6.1 |
| Diseases of the genitourinary system 580-629 | 848 | . | 38,494 | 2.4 | . | 5.6 | \$709,825 | 3.2 | . | 8.0 |
| Complications of pregn., childbirth, & puerperium 630-677 | 8 | . | 19,844 | 0.0 | . | 2.9 | \$3,189 | 0.0 | . | 3.1 |
| Diseases of the skin and subcutaneous tissue 680-709 | 739 | . | 24,247 | 2.1 | . | 3.5 | \$301,483 | 1.4 | . | 2.0 |
| Diseases of the musculoskeletal sys. & conn. tissue 710-739 | 654 | . | 35,953 | 1.9 | . | 5.3 | \$494,359 | 2.2 | . | 4.1 |
| Congenital Anomalies 740-759 | 41 | . | 202 | 0.1 | . | 0.0 | \$47,024 | 0.2 | . | 0.0 |
| Certain conditions orig. in the perinatal period 760-779 | 395 | . | 1,057 | 1.1 | . | 0.2 | \$202,606 | 0.9 | . | 0.1 |
| Symptoms, signs, and ill-defined conditions 780-799 | 6,975 | . | 152,720 | 20.0 | . | 22.3 | \$5,299,291 | 23.9 | . | 32.0 |
| Injury and poisoning ** 800-999 | 7,910 | . | 181,796 | 22.7 | . | 26.6 | \$5,551,241 | 25.0 | . | 22.3 |
| Supplementary classification V01-V82 | 1,706 | . | 20,079 | 4.9 | . | 2.9 | \$568,182 | 2.6 | . | 0.8 |
| All other diagnoses | 17 | . | 621 | 0.0 | . | 0.1 | \$6,835 | 0.0 | . | 0.0 |

* Based on Principal Diagnosis.

** See Table 8 for subcategories of injury and poisoning.

*** Excludes professional fees.

Table 15
ED Outpatient Encounters by Major Disease Category
January 1, 2009 to December 31, 2009

Health District of Hospital: Salt Lake County
Inpatient Peer group: Acute, urban, low CMI (n=6)

County: Salt Lake
Ownership: Not for profit

ED beds: .
Affiliation: Intermountain Healthcare

| Major disease category and ICD-9 code range* | Number of Encounters | | | Percent of Encounters | | | Total Charges*** | | | |
|---|----------------------|---------|---------|-----------------------|--------|---------|------------------|------------|--------|---------|
| | Hospital # | Peer # | State # | Hospital % | Peer % | State % | Hospital \$ | Hospital % | Peer % | State % |
| All Encounters | 2,291 | 110,669 | 684,176 | 100.0 | 100.0 | 100.0 | \$3,741,166 | 100.0 | 100.0 | 100.0 |
| Infectious and parasitic diseases 001-139 | 30 | 2,260 | 15,677 | 1.3 | 2.0 | 2.3 | \$43,688 | 1.2 | 1.4 | 1.3 |
| Neoplasms 140-239 | 1 | 76 | 643 | 0.0 | 0.1 | 0.1 | \$9,943 | 0.3 | 0.1 | 0.2 |
| Endocrine, nutritional, metab. & immunity disorders 240-279 | 27 | 1,312 | 8,934 | 1.2 | 1.2 | 1.3 | \$44,590 | 1.2 | 1.5 | 1.5 |
| Diseases of the Blood and Blood-Forming Organs 280-289 | 1 | 151 | 1,182 | 0.0 | 0.1 | 0.2 | \$251 | 0.0 | 0.2 | 0.3 |
| Mental disorders 290-319 | 31 | 2,702 | 23,035 | 1.4 | 2.4 | 3.4 | \$66,387 | 1.8 | 2.5 | 3.5 |
| Diseases of the nervous system and sense organs 320-389 | 114 | 6,274 | 38,905 | 5.0 | 5.7 | 5.7 | \$131,271 | 3.5 | 4.0 | 3.9 |
| Diseases of the circulatory system 390-459 | 37 | 2,058 | 13,875 | 1.6 | 1.9 | 2.0 | \$115,537 | 3.1 | 3.7 | 3.9 |
| Diseases of the respiratory system 460-519 | 305 | 10,840 | 71,341 | 13.3 | 9.8 | 10.4 | \$360,314 | 9.6 | 7.1 | 6.9 |
| Diseases of the digestive system 520-579 | 62 | 5,602 | 35,571 | 2.7 | 5.1 | 5.2 | \$125,211 | 3.3 | 7.2 | 6.1 |
| Diseases of the genitourinary system 580-629 | 132 | 7,025 | 38,494 | 5.8 | 6.3 | 5.6 | \$318,282 | 8.5 | 9.5 | 8.0 |
| Complications of pregn., childbirth, & puerperium 630-677 | 83 | 3,888 | 19,844 | 3.6 | 3.5 | 2.9 | \$152,983 | 4.1 | 3.8 | 3.1 |
| Diseases of the skin and subcutaneous tissue 680-709 | 68 | 4,015 | 24,247 | 3.0 | 3.6 | 3.5 | \$59,548 | 1.6 | 2.0 | 2.0 |
| Diseases of the musculoskeletal sys. & conn. tissue 710-739 | 116 | 5,235 | 35,953 | 5.1 | 4.7 | 5.3 | \$144,685 | 3.9 | 3.5 | 4.1 |
| Congenital Anomalies 740-759 | 2 | 14 | 202 | 0.1 | 0.0 | 0.0 | \$7,189 | 0.2 | 0.0 | 0.0 |
| Certain conditions orig. in the perinatal period 760-779 | 5 | 93 | 1,057 | 0.2 | 0.1 | 0.2 | \$5,057 | 0.1 | 0.1 | 0.1 |
| Symptoms, signs, and ill-defined conditions 780-799 | 610 | 23,970 | 152,720 | 26.6 | 21.7 | 22.3 | \$1,363,517 | 36.4 | 30.2 | 32.0 |
| Injury and poisoning ** 800-999 | 599 | 32,198 | 181,796 | 26.1 | 29.1 | 26.6 | \$765,073 | 20.5 | 22.2 | 22.3 |
| Supplementary classification V01-V82 | 68 | 2,924 | 20,079 | 3.0 | 2.6 | 2.9 | \$27,641 | 0.7 | 0.8 | 0.8 |

* Based on Principal Diagnosis.

** See Table 8 for subcategories of injury and poisoning.

*** Excludes professional fees.

Health District of Hospital: Southeastern Utah
Inpatient Peer group: Acute, rural, low CMI (n=16)

County: San Juan
Ownership: Government

ED beds: 6
Affiliation: Management

| Major disease category and ICD-9 code range* | Number of Encounters | | | Percent of Encounters | | | Total Charges*** | | | |
|--|----------------------|-----------|------------|-----------------------|-----------|------------|------------------|---------------|-----------|------------|
| | Hospital # | Peer # | State # | Hospital % | Peer % | State % | Hospital \$ | Hospital % | Peer % | State % |
| All Encounters | 1,274 | 71,843 | 684,176 | 100.0 | 100.0 | 100.0 | \$1,653,725 | 100.0 | 100.0 | 100.0 |
| Infectious and parasitic diseases 001-139 | 33 | 2,176 | 15,677 | 2.6 | 3.0 | 2.3 | \$24,607 | 1.5 | 1.6 | 1.3 |
| Neoplasms 140-239 | 7 | 96 | 643 | 0.5 | 0.1 | 0.1 | \$28,204 | 1.7 | 0.2 | 0.2 |
| Endocrine, nutritional, metab. & immunity disorders 240-279 | 21 | 1,093 | 8,934 | 1.6 | 1.5 | 1.3 | \$60,382 | 3.7 | 1.9 | 1.5 |
| Diseases of the Blood and Blood-Forming Organs 280-289 | 8 | 123 | 1,182 | 0.6 | 0.2 | 0.2 | \$24,906 | 1.5 | 0.3 | 0.3 |
| Mental disorders 290-319 | 13 | 1,840 | 23,035 | 1.0 | 2.6 | 3.4 | \$9,835 | 0.6 | 2.6 | 3.5 |
| Diseases of the nervous system and sense organs 320-389 | 93 | 5,247 | 38,905 | 7.3 | 7.3 | 5.7 | \$70,244 | 4.2 | 4.1 | 3.9 |
| Diseases of the circulatory system 390-459 | 46 | 1,824 | 13,875 | 3.6 | 2.5 | 2.0 | \$129,881 | 7.9 | 5.6 | 3.9 |
| Diseases of the respiratory system 460-519 | 120 | 8,702 | 71,341 | 9.4 | 12.1 | 10.4 | \$110,511 | 6.7 | 7.6 | 6.9 |
| Diseases of the digestive system 520-579 | 82 | 4,335 | 35,571 | 6.4 | 6.0 | 5.2 | \$142,279 | 8.6 | 7.1 | 6.1 |
| Diseases of the genitourinary system 580-629 | 46 | 3,664 | 38,494 | 3.6 | 5.1 | 5.6 | \$82,814 | 5.0 | 7.4 | 8.0 |
| Complications of pregn., childbirth, & puerperium 630-677 | 46 | 1,977 | 19,844 | 3.6 | 2.8 | 2.9 | \$36,706 | 2.2 | 2.5 | 3.1 |
| Diseases of the skin and subcutaneous tissue 680-709 | 35 | 2,168 | 24,247 | 2.7 | 3.0 | 3.5 | \$18,958 | 1.1 | 1.5 | 2.0 |
| Diseases of the musculoskeletal sys. & conn. tissue 710-739 | 58 | 3,639 | 35,953 | 4.6 | 5.1 | 5.3 | \$43,948 | 2.7 | 4.1 | 4.1 |
| Congenital Anomalies 740-759 | 1 | 29 | 202 | 0.1 | 0.0 | 0.0 | \$2,762 | 0.2 | 0.1 | 0.0 |
| Certain conditions orig. in the perinatal period 760-779 | 3 | 80 | 1,057 | 0.2 | 0.1 | 0.2 | \$1,052 | 0.1 | 0.1 | 0.1 |
| Symptoms, signs, and ill-defined conditions 780-799 | 208 | 10,391 | 152,720 | 16.3 | 14.5 | 22.3 | \$360,232 | 21.8 | 22.1 | 32.0 |
| Injury and poisoning ** 800-999 | 439 | 22,399 | 181,796 | 34.5 | 31.2 | 26.6 | \$490,156 | 29.6 | 30.0 | 22.3 |
| Supplementary classification V01-V82 | 15 | 1,727 | 20,079 | 1.2 | 2.4 | 2.9 | \$16,247 | 1.0 | 0.9 | 0.8 |

* Based on Principal Diagnosis.

** See Table 8 for subcategories of injury and poisoning.

*** Excludes professional fees.

Health District of Hospital: Central Utah
Inpatient Peer group: Acute, rural, low CMI (n=16)

County: Sanpete
Ownership: Not for profit

ED beds: 3
Affiliation: Intermountain Healthcare

| Major disease category and ICD-9 code range* | Number of Encounters | | | Percent of Encounters | | | Total Charges*** | | | |
|---|----------------------|--------|---------|-----------------------|--------|---------|------------------|------------|--------|---------|
| | Hospital # | Peer # | State # | Hospital % | Peer % | State % | Hospital \$ | Hospital % | Peer % | State % |
| All Encounters | 4,250 | 71,843 | 684,176 | 100.0 | 100.0 | 100.0 | \$3,782,525 | 100.0 | 100.0 | 100.0 |
| Infectious and parasitic diseases 001-139 | 111 | 2,176 | 15,677 | 2.6 | 3.0 | 2.3 | \$58,890 | 1.6 | 1.6 | 1.3 |
| Neoplasms 140-239 | 4 | 96 | 643 | 0.1 | 0.1 | 0.1 | \$8,829 | 0.2 | 0.2 | 0.2 |
| Endocrine, nutritional, metab. & immunity disorders 240-279 | 61 | 1,093 | 8,934 | 1.4 | 1.5 | 1.3 | \$74,589 | 2.0 | 1.9 | 1.5 |
| Diseases of the Blood and Blood-Forming Organs 280-289 | 4 | 123 | 1,182 | 0.1 | 0.2 | 0.2 | \$3,031 | 0.1 | 0.3 | 0.3 |
| Mental disorders 290-319 | 123 | 1,840 | 23,035 | 2.9 | 2.6 | 3.4 | \$122,284 | 3.2 | 2.6 | 3.5 |
| Diseases of the nervous system and sense organs 320-389 | 314 | 5,247 | 38,905 | 7.4 | 7.3 | 5.7 | \$158,912 | 4.2 | 4.1 | 3.9 |
| Diseases of the circulatory system 390-459 | 115 | 1,824 | 13,875 | 2.7 | 2.5 | 2.0 | \$265,772 | 7.0 | 5.6 | 3.9 |
| Diseases of the respiratory system 460-519 | 489 | 8,702 | 71,341 | 11.5 | 12.1 | 10.4 | \$313,547 | 8.3 | 7.6 | 6.9 |
| Diseases of the digestive system 520-579 | 282 | 4,335 | 35,571 | 6.6 | 6.0 | 5.2 | \$261,012 | 6.9 | 7.1 | 6.1 |
| Diseases of the genitourinary system 580-629 | 262 | 3,664 | 38,494 | 6.2 | 5.1 | 5.6 | \$295,530 | 7.8 | 7.4 | 8.0 |
| Complications of pregn., childbirth, & puerperium 630-677 | 85 | 1,977 | 19,844 | 2.0 | 2.8 | 2.9 | \$67,747 | 1.8 | 2.5 | 3.1 |
| Diseases of the skin and subcutaneous tissue 680-709 | 130 | 2,168 | 24,247 | 3.1 | 3.0 | 3.5 | \$58,295 | 1.5 | 1.5 | 2.0 |
| Diseases of the musculoskeletal sys. & conn. tissue 710-739 | 183 | 3,639 | 35,953 | 4.3 | 5.1 | 5.3 | \$119,650 | 3.2 | 4.1 | 4.1 |
| Congenital Anomalies 740-759 | 3 | 29 | 202 | 0.1 | 0.0 | 0.0 | \$6,099 | 0.2 | 0.1 | 0.0 |
| Certain conditions orig. in the perinatal period 760-779 | 5 | 80 | 1,057 | 0.1 | 0.1 | 0.2 | \$8,775 | 0.2 | 0.1 | 0.1 |
| Symptoms, signs, and ill-defined conditions 780-799 | 523 | 10,391 | 152,720 | 12.3 | 14.5 | 22.3 | \$688,458 | 18.2 | 22.1 | 32.0 |
| Injury and poisoning ** 800-999 | 1,418 | 22,399 | 181,796 | 33.4 | 31.2 | 26.6 | \$1,239,025 | 32.8 | 30.0 | 22.3 |
| Supplementary classification V01-V82 | 138 | 1,727 | 20,079 | 3.2 | 2.4 | 2.9 | \$32,078 | 0.8 | 0.9 | 0.8 |

* Based on Principal Diagnosis.

** See Table 8 for subcategories of injury and poisoning.

*** Excludes professional fees.

Health District of Hospital: Central Utah
Inpatient Peer group: Acute, rural, low CMI (n=16)

County: Sevier
Ownership: Not for profit

ED beds: 3
Affiliation: Intermountain Healthcare

| Major disease category and ICD-9 code range* | Number of Encounters | | | Percent of Encounters | | | Total Charges*** | | | |
|---|----------------------|--------|---------|-----------------------|--------|---------|------------------|------------|--------|---------|
| | Hospital # | Peer # | State # | Hospital % | Peer % | State % | Hospital \$ | Hospital % | Peer % | State % |
| All Encounters | 6,919 | 71,843 | 684,176 | 100.0 | 100.0 | 100.0 | \$5,517,240 | 100.0 | 100.0 | 100.0 |
| Infectious and parasitic diseases 001-139 | 306 | 2,176 | 15,677 | 4.4 | 3.0 | 2.3 | \$148,567 | 2.7 | 1.6 | 1.3 |
| Neoplasms 140-239 | 8 | 96 | 643 | 0.1 | 0.1 | 0.1 | \$11,113 | 0.2 | 0.2 | 0.2 |
| Endocrine, nutritional, metab. & immunity disorders 240-279 | 76 | 1,093 | 8,934 | 1.1 | 1.5 | 1.3 | \$72,260 | 1.3 | 1.9 | 1.5 |
| Diseases of the Blood and Blood-Forming Organs 280-289 | 15 | 123 | 1,182 | 0.2 | 0.2 | 0.2 | \$14,942 | 0.3 | 0.3 | 0.3 |
| Mental disorders 290-319 | 210 | 1,840 | 23,035 | 3.0 | 2.6 | 3.4 | \$167,313 | 3.0 | 2.6 | 3.5 |
| Diseases of the nervous system and sense organs 320-389 | 495 | 5,247 | 38,905 | 7.2 | 7.3 | 5.7 | \$257,332 | 4.7 | 4.1 | 3.9 |
| Diseases of the circulatory system 390-459 | 234 | 1,824 | 13,875 | 3.4 | 2.5 | 2.0 | \$472,866 | 8.6 | 5.6 | 3.9 |
| Diseases of the respiratory system 460-519 | 852 | 8,702 | 71,341 | 12.3 | 12.1 | 10.4 | \$427,503 | 7.7 | 7.6 | 6.9 |
| Diseases of the digestive system 520-579 | 391 | 4,335 | 35,571 | 5.7 | 6.0 | 5.2 | \$331,745 | 6.0 | 7.1 | 6.1 |
| Diseases of the genitourinary system 580-629 | 366 | 3,664 | 38,494 | 5.3 | 5.1 | 5.6 | \$327,288 | 5.9 | 7.4 | 8.0 |
| Complications of pregn., childbirth, & puerperium 630-677 | 191 | 1,977 | 19,844 | 2.8 | 2.8 | 2.9 | \$119,841 | 2.2 | 2.5 | 3.1 |
| Diseases of the skin and subcutaneous tissue 680-709 | 199 | 2,168 | 24,247 | 2.9 | 3.0 | 3.5 | \$96,977 | 1.8 | 1.5 | 2.0 |
| Diseases of the musculoskeletal sys. & conn. tissue 710-739 | 400 | 3,639 | 35,953 | 5.8 | 5.1 | 5.3 | \$251,281 | 4.6 | 4.1 | 4.1 |
| Congenital Anomalies 740-759 | 3 | 29 | 202 | 0.0 | 0.0 | 0.0 | \$6,616 | 0.1 | 0.1 | 0.0 |
| Certain conditions orig. in the perinatal period 760-779 | 6 | 80 | 1,057 | 0.1 | 0.1 | 0.2 | \$4,368 | 0.1 | 0.1 | 0.1 |
| Symptoms, signs, and ill-defined conditions 780-799 | 911 | 10,391 | 152,720 | 13.2 | 14.5 | 22.3 | \$931,682 | 16.9 | 22.1 | 32.0 |
| Injury and poisoning ** 800-999 | 2,101 | 22,399 | 181,796 | 30.4 | 31.2 | 26.6 | \$1,831,444 | 33.2 | 30.0 | 22.3 |
| Supplementary classification V01-V82 | 155 | 1,727 | 20,079 | 2.2 | 2.4 | 2.9 | \$44,101 | 0.8 | 0.9 | 0.8 |

* Based on Principal Diagnosis.

** See Table 8 for subcategories of injury and poisoning.

*** Excludes professional fees.

Health District of Hospital: Salt Lake County
Inpatient Peer group: Acute, urban, upper medium CMI (n=4)

County: Salt Lake
Ownership: Investor-owned

ED beds: 15
Affiliation: IASIS Health Care

| Major disease category and ICD-9 code range* | Number of Encounters | | | Percent of Encounters | | | Total Charges*** | | | |
|---|----------------------|---------|---------|-----------------------|--------|---------|------------------|------------|--------|---------|
| | Hospital # | Peer # | State # | Hospital % | Peer % | State % | Hospital \$ | Hospital % | Peer % | State % |
| All Encounters | 8,689 | 135,344 | 684,176 | 100.0 | 100.0 | 100.0 | \$22,556,330 | 100.0 | 100.0 | 100.0 |
| Infectious and parasitic diseases 001-139 | 177 | 3,383 | 15,677 | 2.0 | 2.5 | 2.3 | \$284,273 | 1.3 | 1.5 | 1.3 |
| Neoplasms 140-239 | 5 | 125 | 643 | 0.1 | 0.1 | 0.1 | \$24,716 | 0.1 | 0.2 | 0.2 |
| Endocrine, nutritional, metab. & immunity disorders 240-279 | 141 | 1,407 | 8,934 | 1.6 | 1.0 | 1.3 | \$476,615 | 2.1 | 1.3 | 1.5 |
| Diseases of the Blood and Blood-Forming Organs 280-289 | 17 | 213 | 1,182 | 0.2 | 0.2 | 0.2 | \$83,261 | 0.4 | 0.2 | 0.3 |
| Mental disorders 290-319 | 374 | 5,464 | 23,035 | 4.3 | 4.0 | 3.4 | \$1,382,922 | 6.1 | 3.9 | 3.5 |
| Diseases of the nervous system and sense organs 320-389 | 427 | 7,362 | 38,905 | 4.9 | 5.4 | 5.7 | \$785,028 | 3.5 | 4.0 | 3.9 |
| Diseases of the circulatory system 390-459 | 181 | 2,720 | 13,875 | 2.1 | 2.0 | 2.0 | \$1,081,547 | 4.8 | 3.5 | 3.9 |
| Diseases of the respiratory system 460-519 | 728 | 12,546 | 71,341 | 8.4 | 9.3 | 10.4 | \$1,389,692 | 6.2 | 6.4 | 6.9 |
| Diseases of the digestive system 520-579 | 570 | 7,563 | 35,571 | 6.6 | 5.6 | 5.2 | \$1,855,356 | 8.2 | 6.2 | 6.1 |
| Diseases of the genitourinary system 580-629 | 556 | 7,781 | 38,494 | 6.4 | 5.7 | 5.6 | \$1,963,271 | 8.7 | 8.0 | 8.0 |
| Complications of pregn., childbirth, & puerperium 630-677 | 216 | 4,430 | 19,844 | 2.5 | 3.3 | 2.9 | \$645,028 | 2.9 | 3.1 | 3.1 |
| Diseases of the skin and subcutaneous tissue 680-709 | 404 | 4,772 | 24,247 | 4.6 | 3.5 | 3.5 | \$488,169 | 2.2 | 2.1 | 2.0 |
| Diseases of the musculoskeletal sys. & conn. tissue 710-739 | 493 | 7,874 | 35,953 | 5.7 | 5.8 | 5.3 | \$787,971 | 3.5 | 4.3 | 4.1 |
| Congenital Anomalies 740-759 | 5 | 42 | 202 | 0.1 | 0.0 | 0.0 | \$30,848 | 0.1 | 0.1 | 0.0 |
| Certain conditions orig. in the perinatal period 760-779 | 5 | 183 | 1,057 | 0.1 | 0.1 | 0.2 | \$7,072 | 0.0 | 0.1 | 0.1 |
| Symptoms, signs, and ill-defined conditions 780-799 | 1,632 | 31,407 | 152,720 | 18.8 | 23.2 | 22.3 | \$6,168,266 | 27.3 | 32.6 | 32.0 |
| Injury and poisoning ** 800-999 | 2,579 | 34,345 | 181,796 | 29.7 | 25.4 | 26.6 | \$4,881,163 | 21.6 | 21.5 | 22.3 |
| Supplementary classification V01-V82 | 171 | 3,655 | 20,079 | 2.0 | 2.7 | 2.9 | \$213,043 | 0.9 | 0.9 | 0.8 |
| All other diagnoses | 8 | 72 | 621 | 0.1 | 0.1 | 0.1 | \$8,090 | 0.0 | 0.0 | 0.0 |

* Based on Principal Diagnosis.

** See Table 8 for subcategories of injury and poisoning.

*** Excludes professional fees.

Health District of Hospital: Salt Lake County
Inpatient Peer group: Acute, urban, upper medium CMI (n=4)

County: Salt Lake
Ownership: Investor-owned

ED beds: 21
Affiliation: Mountainstar Healthcare

| Major disease category and ICD-9 code range* | Number of Encounters | | | Percent of Encounters | | | Total Charges*** | | | |
|---|----------------------|-----------|------------|-----------------------|-----------|------------|------------------|---------------|-----------|------------|
| | Hospital # | Peer # | State # | Hospital % | Peer % | State % | Hospital \$ | Hospital % | Peer % | State % |
| All Encounters | 37,407 | 135,344 | 684,176 | 100.0 | 100.0 | 100.0 | \$97,239,738 | 100.0 | 100.0 | 100.0 |
| Infectious and parasitic diseases 001-139 | 661 | 3,383 | 15,677 | 1.8 | 2.5 | 2.3 | \$1,132,850 | 1.2 | 1.5 | 1.3 |
| Neoplasms 140-239 | 28 | 125 | 643 | 0.1 | 0.1 | 0.1 | \$133,821 | 0.1 | 0.2 | 0.2 |
| Endocrine, nutritional, metab. & immunity disorders 240-279 | 432 | 1,407 | 8,934 | 1.2 | 1.0 | 1.3 | \$1,342,100 | 1.4 | 1.3 | 1.5 |
| Diseases of the Blood and Blood-Forming Organs 280-289 | 43 | 213 | 1,182 | 0.1 | 0.2 | 0.2 | \$150,781 | 0.2 | 0.2 | 0.3 |
| Mental disorders 290-319 | 1,335 | 5,464 | 23,035 | 3.6 | 4.0 | 3.4 | \$3,221,614 | 3.3 | 3.9 | 3.5 |
| Diseases of the nervous system and sense organs 320-389 | 1,759 | 7,362 | 38,905 | 4.7 | 5.4 | 5.7 | \$3,383,332 | 3.5 | 4.0 | 3.9 |
| Diseases of the circulatory system 390-459 | 803 | 2,720 | 13,875 | 2.1 | 2.0 | 2.0 | \$3,751,345 | 3.9 | 3.5 | 3.9 |
| Diseases of the respiratory system 460-519 | 3,161 | 12,546 | 71,341 | 8.5 | 9.3 | 10.4 | \$5,727,345 | 5.9 | 6.4 | 6.9 |
| Diseases of the digestive system 520-579 | 2,146 | 7,563 | 35,571 | 5.7 | 5.6 | 5.2 | \$6,901,047 | 7.1 | 6.2 | 6.1 |
| Diseases of the genitourinary system 580-629 | 2,294 | 7,781 | 38,494 | 6.1 | 5.7 | 5.6 | \$8,408,846 | 8.6 | 8.0 | 8.0 |
| Complications of pregn., childbirth, & puerperium 630-677 | 1,275 | 4,430 | 19,844 | 3.4 | 3.3 | 2.9 | \$3,034,827 | 3.1 | 3.1 | 3.1 |
| Diseases of the skin and subcutaneous tissue 680-709 | 1,224 | 4,772 | 24,247 | 3.3 | 3.5 | 3.5 | \$1,911,822 | 2.0 | 2.1 | 2.0 |
| Diseases of the musculoskeletal sys. & conn. tissue 710-739 | 2,166 | 7,874 | 35,953 | 5.8 | 5.8 | 5.3 | \$4,134,050 | 4.3 | 4.3 | 4.1 |
| Congenital Anomalies 740-759 | 9 | 42 | 202 | 0.0 | 0.0 | 0.0 | \$43,245 | 0.0 | 0.1 | 0.0 |
| Certain conditions orig. in the perinatal period 760-779 | 15 | 183 | 1,057 | 0.0 | 0.1 | 0.2 | \$12,638 | 0.0 | 0.1 | 0.1 |
| Symptoms, signs, and ill-defined conditions 780-799 | 9,829 | 31,407 | 152,720 | 26.3 | 23.2 | 22.3 | \$35,876,804 | 36.9 | 32.6 | 32.0 |
| Injury and poisoning ** 800-999 | 9,627 | 34,345 | 181,796 | 25.7 | 25.4 | 26.6 | \$17,405,782 | 17.9 | 21.5 | 22.3 |
| Supplementary classification V01-V82 | 589 | 3,655 | 20,079 | 1.6 | 2.7 | 2.9 | \$660,554 | 0.7 | 0.9 | 0.8 |
| All other diagnoses | 11 | 72 | 621 | 0.0 | 0.1 | 0.1 | \$6,935 | 0.0 | 0.0 | 0.0 |

* Based on Principal Diagnosis.

** See Table 8 for subcategories of injury and poisoning.

*** Excludes professional fees.

Health District of Hospital: Utah County
Inpatient Peer group: Acute, urban, low CMI (n=6)

County: Utah
Ownership: Investor-owned

ED beds: 6
Affiliation: Mountainstar Healthcare

| Major disease category and ICD-9 code range* | Number of Encounters | | | Percent of Encounters | | | Total Charges*** | | | |
|---|----------------------|---------|---------|-----------------------|--------|---------|------------------|------------|--------|---------|
| | Hospital # | Peer # | State # | Hospital % | Peer % | State % | Hospital \$ | Hospital % | Peer % | State % |
| All Encounters | 16,126 | 110,669 | 684,176 | 100.0 | 100.0 | 100.0 | \$26,413,575 | 100.0 | 100.0 | 100.0 |
| Infectious and parasitic diseases 001-139 | 219 | 2,260 | 15,677 | 1.4 | 2.0 | 2.3 | \$318,904 | 1.2 | 1.4 | 1.3 |
| Neoplasms 140-239 | 18 | 76 | 643 | 0.1 | 0.1 | 0.1 | \$53,299 | 0.2 | 0.1 | 0.2 |
| Endocrine, nutritional, metab. & immunity disorders 240-279 | 117 | 1,312 | 8,934 | 0.7 | 1.2 | 1.3 | \$238,130 | 0.9 | 1.5 | 1.5 |
| Diseases of the Blood and Blood-Forming Organs 280-289 | 18 | 151 | 1,182 | 0.1 | 0.1 | 0.2 | \$70,443 | 0.3 | 0.2 | 0.3 |
| Mental disorders 290-319 | 268 | 2,702 | 23,035 | 1.7 | 2.4 | 3.4 | \$384,472 | 1.5 | 2.5 | 3.5 |
| Diseases of the nervous system and sense organs 320-389 | 1,115 | 6,274 | 38,905 | 6.9 | 5.7 | 5.7 | \$1,298,181 | 4.9 | 4.0 | 3.9 |
| Diseases of the circulatory system 390-459 | 313 | 2,058 | 13,875 | 1.9 | 1.9 | 2.0 | \$1,239,705 | 4.7 | 3.7 | 3.9 |
| Diseases of the respiratory system 460-519 | 1,289 | 10,840 | 71,341 | 8.0 | 9.8 | 10.4 | \$1,413,789 | 5.4 | 7.1 | 6.9 |
| Diseases of the digestive system 520-579 | 1,095 | 5,602 | 35,571 | 6.8 | 5.1 | 5.2 | \$2,564,718 | 9.7 | 7.2 | 6.1 |
| Diseases of the genitourinary system 580-629 | 1,125 | 7,025 | 38,494 | 7.0 | 6.3 | 5.6 | \$2,814,256 | 10.7 | 9.5 | 8.0 |
| Complications of pregn., childbirth, & puerperium 630-677 | 520 | 3,888 | 19,844 | 3.2 | 3.5 | 2.9 | \$910,090 | 3.4 | 3.8 | 3.1 |
| Diseases of the skin and subcutaneous tissue 680-709 | 563 | 4,015 | 24,247 | 3.5 | 3.6 | 3.5 | \$552,085 | 2.1 | 2.0 | 2.0 |
| Diseases of the musculoskeletal sys. & conn. tissue 710-739 | 831 | 5,235 | 35,953 | 5.2 | 4.7 | 5.3 | \$1,039,772 | 3.9 | 3.5 | 4.1 |
| Congenital Anomalies 740-759 | 1 | 14 | 202 | 0.0 | 0.0 | 0.0 | \$1,497 | 0.0 | 0.0 | 0.0 |
| Certain conditions orig. in the perinatal period 760-779 | 10 | 93 | 1,057 | 0.1 | 0.1 | 0.2 | \$19,743 | 0.1 | 0.1 | 0.1 |
| Symptoms, signs, and ill-defined conditions 780-799 | 3,448 | 23,970 | 152,720 | 21.4 | 21.7 | 22.3 | \$7,705,661 | 29.2 | 30.2 | 32.0 |
| Injury and poisoning ** 800-999 | 4,827 | 32,198 | 181,796 | 29.9 | 29.1 | 26.6 | \$5,664,465 | 21.4 | 22.2 | 22.3 |
| Supplementary classification V01-V82 | 348 | 2,924 | 20,079 | 2.2 | 2.6 | 2.9 | \$124,020 | 0.5 | 0.8 | 0.8 |
| All other diagnoses | 1 | 32 | 621 | 0.0 | 0.0 | 0.1 | \$345 | 0.0 | 0.0 | 0.0 |

* Based on Principal Diagnosis.

** See Table 8 for subcategories of injury and poisoning.

*** Excludes professional fees.

Table 15
ED Outpatient Encounters by Major Disease Category
January 1, 2009 to December 31, 2009

Health District of Hospital: TriCounty
Inpatient Peer group: Acute, rural, low CMI (n=16)

County: Duchesne
Ownership: Government

ED beds: 7
Affiliation: Freestanding

| Major disease category and ICD-9 code range* | Number of Encounters | | | Percent of Encounters | | | Total Charges*** | | | |
|---|----------------------|--------|---------|-----------------------|--------|---------|------------------|------------|--------|---------|
| | Hospital # | Peer # | State # | Hospital % | Peer % | State % | Hospital \$ | Hospital % | Peer % | State % |
| All Encounters | 12,887 | 71,843 | 684,176 | 100.0 | 100.0 | 100.0 | \$8,187,920 | 100.0 | 100.0 | 100.0 |
| Infectious and parasitic diseases 001-139 | 335 | 2,176 | 15,677 | 2.6 | 3.0 | 2.3 | \$134,068 | 1.6 | 1.6 | 1.3 |
| Neoplasms 140-239 | 17 | 96 | 643 | 0.1 | 0.1 | 0.1 | \$28,848 | 0.4 | 0.2 | 0.2 |
| Endocrine, nutritional, metab. & immunity disorders 240-279 | 316 | 1,093 | 8,934 | 2.5 | 1.5 | 1.3 | \$291,646 | 3.6 | 1.9 | 1.5 |
| Diseases of the Blood and Blood-Forming Organs 280-289 | 27 | 123 | 1,182 | 0.2 | 0.2 | 0.2 | \$27,183 | 0.3 | 0.3 | 0.3 |
| Mental disorders 290-319 | 354 | 1,840 | 23,035 | 2.7 | 2.6 | 3.4 | \$196,532 | 2.4 | 2.6 | 3.5 |
| Diseases of the nervous system and sense organs 320-389 | 1,150 | 5,247 | 38,905 | 8.9 | 7.3 | 5.7 | \$406,674 | 5.0 | 4.1 | 3.9 |
| Diseases of the circulatory system 390-459 | 325 | 1,824 | 13,875 | 2.5 | 2.5 | 2.0 | \$439,121 | 5.4 | 5.6 | 3.9 |
| Diseases of the respiratory system 460-519 | 1,729 | 8,702 | 71,341 | 13.4 | 12.1 | 10.4 | \$635,879 | 7.8 | 7.6 | 6.9 |
| Diseases of the digestive system 520-579 | 967 | 4,335 | 35,571 | 7.5 | 6.0 | 5.2 | \$767,043 | 9.4 | 7.1 | 6.1 |
| Diseases of the genitourinary system 580-629 | 715 | 3,664 | 38,494 | 5.5 | 5.1 | 5.6 | \$764,349 | 9.3 | 7.4 | 8.0 |
| Complications of pregn., childbirth, & puerperium 630-677 | 254 | 1,977 | 19,844 | 2.0 | 2.8 | 2.9 | \$139,856 | 1.7 | 2.5 | 3.1 |
| Diseases of the skin and subcutaneous tissue 680-709 | 508 | 2,168 | 24,247 | 3.9 | 3.0 | 3.5 | \$166,647 | 2.0 | 1.5 | 2.0 |
| Diseases of the musculoskeletal sys. & conn. tissue 710-739 | 765 | 3,639 | 35,953 | 5.9 | 5.1 | 5.3 | \$516,661 | 6.3 | 4.1 | 4.1 |
| Congenital Anomalies 740-759 | 2 | 29 | 202 | 0.0 | 0.0 | 0.0 | \$4,080 | 0.0 | 0.1 | 0.0 |
| Certain conditions orig. in the perinatal period 760-779 | 3 | 80 | 1,057 | 0.0 | 0.1 | 0.2 | \$498 | 0.0 | 0.1 | 0.1 |
| Symptoms, signs, and ill-defined conditions 780-799 | 1,294 | 10,391 | 152,720 | 10.0 | 14.5 | 22.3 | \$1,133,675 | 13.8 | 22.1 | 32.0 |
| Injury and poisoning ** 800-999 | 3,440 | 22,399 | 181,796 | 26.7 | 31.2 | 26.6 | \$2,337,768 | 28.6 | 30.0 | 22.3 |
| Supplementary classification V01-V82 | 678 | 1,727 | 20,079 | 5.3 | 2.4 | 2.9 | \$194,985 | 2.4 | 0.9 | 0.8 |
| All other diagnoses | 8 | 333 | 621 | 0.1 | 0.5 | 0.1 | \$2,407 | 0.0 | 0.5 | 0.0 |

* Based on Principal Diagnosis.

** See Table 8 for subcategories of injury and poisoning.

*** Excludes professional fees.

Health District of Hospital: Salt Lake County
Inpatient Peer group: Acute, urban, high CMI (n=2)

County: Salt Lake
Ownership: Government

ED beds: 28
Affiliation: University Healthcare

| Major disease category and ICD-9 code range* | Number of Encounters | | | Percent of Encounters | | | Total Charges*** | | | |
|---|----------------------|-----------|------------|-----------------------|-----------|------------|------------------|---------------|-----------|------------|
| | Hospital # | Peer # | State # | Hospital % | Peer % | State % | Hospital \$ | Hospital % | Peer % | State % |
| All Encounters | 29,554 | 100,430 | 684,176 | 100.0 | 100.0 | 100.0 | \$44,014,217 | 100.0 | 100.0 | 100.0 |
| Infectious and parasitic diseases 001-139 | 515 | 1,561 | 15,677 | 1.7 | 1.6 | 2.3 | \$459,894 | 1.0 | 1.0 | 1.3 |
| Neoplasms 140-239 | 47 | 110 | 643 | 0.2 | 0.1 | 0.1 | \$100,459 | 0.2 | 0.2 | 0.2 |
| Endocrine, nutritional, metab. & immunity disorders 240-279 | 352 | 1,244 | 8,934 | 1.2 | 1.2 | 1.3 | \$570,071 | 1.3 | 1.4 | 1.5 |
| Diseases of the Blood and Blood-Forming Organs 280-289 | 83 | 194 | 1,182 | 0.3 | 0.2 | 0.2 | \$236,873 | 0.5 | 0.3 | 0.3 |
| Mental disorders 290-319 | 2,567 | 4,932 | 23,035 | 8.7 | 4.9 | 3.4 | \$2,966,173 | 6.7 | 4.4 | 3.5 |
| Diseases of the nervous system and sense organs 320-389 | 1,296 | 4,286 | 38,905 | 4.4 | 4.3 | 5.7 | \$1,768,352 | 4.0 | 3.5 | 3.9 |
| Diseases of the circulatory system 390-459 | 581 | 2,057 | 13,875 | 2.0 | 2.0 | 2.0 | \$1,441,731 | 3.3 | 3.0 | 3.9 |
| Diseases of the respiratory system 460-519 | 1,718 | 8,030 | 71,341 | 5.8 | 8.0 | 10.4 | \$1,633,659 | 3.7 | 5.7 | 6.9 |
| Diseases of the digestive system 520-579 | 1,556 | 5,035 | 35,571 | 5.3 | 5.0 | 5.2 | \$1,948,019 | 4.4 | 4.5 | 6.1 |
| Diseases of the genitourinary system 580-629 | 1,688 | 6,069 | 38,494 | 5.7 | 6.0 | 5.6 | \$2,916,152 | 6.6 | 7.5 | 8.0 |
| Complications of pregn., childbirth, & puerperium 630-677 | 621 | 3,072 | 19,844 | 2.1 | 3.1 | 2.9 | \$851,398 | 1.9 | 3.1 | 3.1 |
| Diseases of the skin and subcutaneous tissue 680-709 | 974 | 3,772 | 24,247 | 3.3 | 3.8 | 3.5 | \$925,607 | 2.1 | 2.1 | 2.0 |
| Diseases of the musculoskeletal sys. & conn. tissue 710-739 | 2,296 | 7,395 | 35,953 | 7.8 | 7.4 | 5.3 | \$2,357,840 | 5.4 | 5.6 | 4.1 |
| Congenital Anomalies 740-759 | 18 | 38 | 202 | 0.1 | 0.0 | 0.0 | \$31,819 | 0.1 | 0.0 | 0.0 |
| Certain conditions orig. in the perinatal period 760-779 | 7 | 57 | 1,057 | 0.0 | 0.1 | 0.2 | \$6,931 | 0.0 | 0.0 | 0.1 |
| Symptoms, signs, and ill-defined conditions 780-799 | 7,914 | 27,817 | 152,720 | 26.8 | 27.7 | 22.3 | \$16,167,353 | 36.7 | 38.5 | 32.0 |
| Injury and poisoning ** 800-999 | 6,473 | 21,307 | 181,796 | 21.9 | 21.2 | 26.6 | \$9,344,381 | 21.2 | 18.3 | 22.3 |
| Supplementary classification V01-V82 | 766 | 3,348 | 20,079 | 2.6 | 3.3 | 2.9 | \$273,015 | 0.6 | 0.9 | 0.8 |
| All other diagnoses | 82 | 106 | 621 | 0.3 | 0.1 | 0.1 | \$14,490 | 0.0 | 0.0 | 0.0 |

* Based on Principal Diagnosis.

** See Table 8 for subcategories of injury and poisoning.

*** Excludes professional fees.

Table 15
ED Outpatient Encounters by Major Disease Category
January 1, 2009 to December 31, 2009

Health District of Hospital: Utah County County: Utah ED beds: 20
Inpatient Peer group: Acute, urban, upper medium CMI (n=4) Ownership: Not for profit Affiliation: Intermountain Healthcare

| Major disease category and ICD-9 code range* | Number of Encounters | | | Percent of Encounters | | | Total Charges*** | | | |
|---|----------------------|---------|---------|-----------------------|--------|---------|------------------|------------|--------|---------|
| | Hospital # | Peer # | State # | Hospital % | Peer % | State % | Hospital \$ | Hospital % | Peer % | State % |
| All Encounters | 36,624 | 135,344 | 684,176 | 100.0 | 100.0 | 100.0 | \$50,535,858 | 100.0 | 100.0 | 100.0 |
| Infectious and parasitic diseases 001-139 | 1,045 | 3,383 | 15,677 | 2.9 | 2.5 | 2.3 | \$1,005,781 | 2.0 | 1.5 | 1.3 |
| Neoplasms 140-239 | 28 | 125 | 643 | 0.1 | 0.1 | 0.1 | \$104,918 | 0.2 | 0.2 | 0.2 |
| Endocrine, nutritional, metab. & immunity disorders 240-279 | 289 | 1,407 | 8,934 | 0.8 | 1.0 | 1.3 | \$431,910 | 0.9 | 1.3 | 1.5 |
| Diseases of the Blood and Blood-Forming Organs 280-289 | 51 | 213 | 1,182 | 0.1 | 0.2 | 0.2 | \$131,782 | 0.3 | 0.2 | 0.3 |
| Mental disorders 290-319 | 1,297 | 5,464 | 23,035 | 3.5 | 4.0 | 3.4 | \$1,599,295 | 3.2 | 3.9 | 3.5 |
| Diseases of the nervous system and sense organs 320-389 | 1,973 | 7,362 | 38,905 | 5.4 | 5.4 | 5.7 | \$2,051,200 | 4.1 | 4.0 | 3.9 |
| Diseases of the circulatory system 390-459 | 704 | 2,720 | 13,875 | 1.9 | 2.0 | 2.0 | \$1,621,897 | 3.2 | 3.5 | 3.9 |
| Diseases of the respiratory system 460-519 | 2,906 | 12,546 | 71,341 | 7.9 | 9.3 | 10.4 | \$2,687,407 | 5.3 | 6.4 | 6.9 |
| Diseases of the digestive system 520-579 | 1,852 | 7,563 | 35,571 | 5.1 | 5.6 | 5.2 | \$2,425,651 | 4.8 | 6.2 | 6.1 |
| Diseases of the genitourinary system 580-629 | 2,002 | 7,781 | 38,494 | 5.5 | 5.7 | 5.6 | \$3,734,164 | 7.4 | 8.0 | 8.0 |
| Complications of pregn., childbirth, & puerperium 630-677 | 1,206 | 4,430 | 19,844 | 3.3 | 3.3 | 2.9 | \$1,623,917 | 3.2 | 3.1 | 3.1 |
| Diseases of the skin and subcutaneous tissue 680-709 | 1,343 | 4,772 | 24,247 | 3.7 | 3.5 | 3.5 | \$1,191,011 | 2.4 | 2.1 | 2.0 |
| Diseases of the musculoskeletal sys. & conn. tissue 710-739 | 2,080 | 7,874 | 35,953 | 5.7 | 5.8 | 5.3 | \$2,213,232 | 4.4 | 4.3 | 4.1 |
| Congenital Anomalies 740-759 | 13 | 42 | 202 | 0.0 | 0.0 | 0.0 | \$29,579 | 0.1 | 0.1 | 0.0 |
| Certain conditions orig. in the perinatal period 760-779 | 91 | 183 | 1,057 | 0.2 | 0.1 | 0.2 | \$58,902 | 0.1 | 0.1 | 0.1 |
| Symptoms, signs, and ill-defined conditions 780-799 | 8,755 | 31,407 | 152,720 | 23.9 | 23.2 | 22.3 | \$15,342,611 | 30.4 | 32.6 | 32.0 |
| Injury and poisoning ** 800-999 | 9,591 | 34,345 | 181,796 | 26.2 | 25.4 | 26.6 | \$13,902,880 | 27.5 | 21.5 | 22.3 |
| Supplementary classification V01-V82 | 1,395 | 3,655 | 20,079 | 3.8 | 2.7 | 2.9 | \$377,553 | 0.7 | 0.9 | 0.8 |
| All other diagnoses | 3 | 72 | 621 | 0.0 | 0.1 | 0.1 | \$2,170 | 0.0 | 0.0 | 0.0 |

* Based on Principal Diagnosis.
** See Table 8 for subcategories of injury and poisoning.
*** Excludes professional fees.

Table 15
ED Outpatient Encounters by Major Disease Category
January 1, 2009 to December 31, 2009

Health District of Hospital: Southwest Utah
Inpatient Peer group: Acute, rural, high CMI (n=7)

County: Iron
Ownership: Not for profit

ED beds: 7
Affiliation: Intermountain Healthcare

| Major disease category and ICD-9 code range* | Number of Encounters | | | Percent of Encounters | | | Total Charges*** | | | |
|---|----------------------|---------|---------|-----------------------|--------|---------|------------------|------------|--------|---------|
| | Hospital # | Peer # | State # | Hospital % | Peer % | State % | Hospital \$ | Hospital % | Peer % | State % |
| All Encounters | 13,219 | 101,341 | 684,176 | 100.0 | 100.0 | 100.0 | \$12,038,450 | 100.0 | 100.0 | 100.0 |
| Infectious and parasitic diseases 001-139 | 261 | 1,964 | 15,677 | 2.0 | 1.9 | 2.3 | \$160,686 | 1.3 | 1.1 | 1.3 |
| Neoplasms 140-239 | 10 | 81 | 643 | 0.1 | 0.1 | 0.1 | \$15,212 | 0.1 | 0.2 | 0.2 |
| Endocrine, nutritional, metab. & immunity disorders 240-279 | 128 | 1,182 | 8,934 | 1.0 | 1.2 | 1.3 | \$165,703 | 1.4 | 1.4 | 1.5 |
| Diseases of the Blood and Blood-Forming Organs 280-289 | 30 | 178 | 1,182 | 0.2 | 0.2 | 0.2 | \$32,718 | 0.3 | 0.3 | 0.3 |
| Mental disorders 290-319 | 349 | 2,646 | 23,035 | 2.6 | 2.6 | 3.4 | \$397,481 | 3.3 | 2.7 | 3.5 |
| Diseases of the nervous system and sense organs 320-389 | 873 | 5,982 | 38,905 | 6.6 | 5.9 | 5.7 | \$518,456 | 4.3 | 4.0 | 3.9 |
| Diseases of the circulatory system 390-459 | 266 | 2,395 | 13,875 | 2.0 | 2.4 | 2.0 | \$523,007 | 4.3 | 4.8 | 3.9 |
| Diseases of the respiratory system 460-519 | 1,434 | 10,394 | 71,341 | 10.8 | 10.3 | 10.4 | \$846,575 | 7.0 | 6.9 | 6.9 |
| Diseases of the digestive system 520-579 | 600 | 4,670 | 35,571 | 4.5 | 4.6 | 5.2 | \$668,253 | 5.6 | 4.8 | 6.1 |
| Diseases of the genitourinary system 580-629 | 666 | 5,833 | 38,494 | 5.0 | 5.8 | 5.6 | \$913,537 | 7.6 | 8.1 | 8.0 |
| Complications of pregn., childbirth, & puerperium 630-677 | 334 | 2,512 | 19,844 | 2.5 | 2.5 | 2.9 | \$294,776 | 2.4 | 2.4 | 3.1 |
| Diseases of the skin and subcutaneous tissue 680-709 | 505 | 4,102 | 24,247 | 3.8 | 4.0 | 3.5 | \$249,957 | 2.1 | 2.1 | 2.0 |
| Diseases of the musculoskeletal sys. & conn. tissue 710-739 | 870 | 5,302 | 35,953 | 6.6 | 5.2 | 5.3 | \$641,048 | 5.3 | 4.0 | 4.1 |
| Congenital Anomalies 740-759 | 4 | 15 | 202 | 0.0 | 0.0 | 0.0 | \$9,218 | 0.1 | 0.0 | 0.0 |
| Certain conditions orig. in the perinatal period 760-779 | 3 | 129 | 1,057 | 0.0 | 0.1 | 0.2 | \$1,333 | 0.0 | 0.1 | 0.1 |
| Symptoms, signs, and ill-defined conditions 780-799 | 2,743 | 22,174 | 152,720 | 20.8 | 21.9 | 22.3 | \$3,367,673 | 28.0 | 30.7 | 32.0 |
| Injury and poisoning ** 800-999 | 3,454 | 27,913 | 181,796 | 26.1 | 27.5 | 26.6 | \$3,046,163 | 25.3 | 25.6 | 22.3 |
| Supplementary classification V01-V82 | 688 | 3,855 | 20,079 | 5.2 | 3.8 | 2.9 | \$186,312 | 1.5 | 0.9 | 0.8 |
| All other diagnoses | 1 | 14 | 621 | 0.0 | 0.0 | 0.1 | \$342 | 0.0 | 0.0 | 0.0 |

* Based on Principal Diagnosis.

** See Table 8 for subcategories of injury and poisoning.

*** Excludes professional fees.

Health District of Hospital: Southeastern Utah
Inpatient Peer group: Acute, rural, low CMI (n=16)

County: Grand
Ownership: Government

ED beds: 3
Affiliation: Management

| Intent and mechanism of injury*** | # of Encounters | | | Average ER Charges (\$)* | | | Total Charges (\$)*** |
|---|-----------------|--------|---------|--------------------------|---------|---------|-----------------------|
| | Hospital | Peer | State | Hospital | Peer | State | Hospital |
| All Injury Encounters | 1,591 | 24,486 | 201,171 | \$832 | \$862 | \$1,202 | \$1,382,017 |
| Unintentional injuries | 1,496 | 22,755 | 179,391 | \$834 | \$844 | \$1,154 | \$1,306,244 |
| Falls | 377 | 5,567 | 58,180 | \$941 | \$951 | \$1,361 | \$364,444 |
| Motor vehicle traffic | 65 | 1,946 | 20,271 | \$1,061 | \$1,480 | \$1,512 | \$95,767 |
| Struck against or accidentally by object or persons | 125 | 2,513 | 25,926 | \$644 | \$682 | \$955 | \$80,503 |
| Overexertion and strenuous movements | 157 | 1,619 | 15,496 | \$564 | \$602 | \$913 | \$88,529 |
| Cutting or piercing instruments or objects | 130 | 1,724 | 13,441 | \$561 | \$562 | \$810 | \$72,952 |
| Natural and environmental factors | 65 | 985 | 6,522 | \$504 | \$587 | \$787 | \$32,730 |
| Poisoning | 25 | 330 | 4,032 | \$416 | \$1,050 | \$1,362 | \$10,394 |
| Fire and flames, hot subst/object caustic | 20 | 305 | 2,765 | \$696 | \$525 | \$709 | \$13,929 |
| Machinery | 5 | 187 | 1,125 | \$573 | \$814 | \$1,244 | \$2,865 |
| Pedal cyc,nontraffic/other | 251 | 544 | 3,862 | \$924 | \$865 | \$1,315 | \$231,963 |
| Motor vehicle, nontraffic | 74 | 697 | 2,525 | \$1,468 | \$1,308 | \$1,543 | \$111,969 |
| Other trans. [(E800-7,E826)(.0-.2,.8,.9)],E827-9,E831,E833-45 | 8 | 392 | 1,353 | \$1,499 | \$1,389 | \$1,584 | \$11,988 |
| Suffocation | 6 | 32 | 92 | \$822 | \$748 | \$1,324 | \$4,934 |
| Other and not elsewhere classified | 154 | 5,262 | 16,531 | \$959 | \$725 | \$910 | \$163,851 |
| Mechanism unspecified | 34 | 601 | 7,010 | \$571 | \$708 | \$1,098 | \$19,427 |
| Intentional injuries | 31 | 605 | 9,708 | \$1,128 | \$1,522 | \$1,904 | \$34,978 |
| Assault | 19 | 383 | 5,885 | \$1,062 | \$1,331 | \$1,704 | \$20,181 |
| Unarmed fight,striking by blunt/thrown object | 16 | 269 | 2,901 | \$1,151 | \$1,339 | \$1,694 | \$18,420 |
| Cutting or piercing instrument | 1 | 6 | 288 | \$1,153 | \$1,569 | \$1,748 | \$1,153 |
| Other mechanism | 2 | 107 | 2,655 | \$304 | \$1,283 | \$1,703 | \$608 |
| Self-inflicted | 11 | 214 | 3,644 | \$1,292 | \$1,906 | \$2,241 | \$14,214 |
| Poisoning | 9 | 141 | 2,328 | \$1,480 | \$2,071 | \$2,523 | \$13,318 |
| Cutting and piercing instrument | 1 | 50 | 1,031 | \$270 | \$1,369 | \$1,664 | \$270 |
| Other mechanism | 1 | 17 | 227 | \$625 | \$1,820 | \$1,867 | \$625 |
| Other cause of violence | 1 | 8 | 179 | \$583 | \$610 | \$1,405 | \$583 |
| Adverse effects of medical treatment | 63 | 995 | 10,412 | \$639 | \$833 | \$1,330 | \$40,239 |
| Unknown | 1 | 74 | 691 | \$556 | \$612 | \$925 | \$556 |

| Type of Injury**** | Hospital | Peer | State | Hospital | Peer | State | Hospital |
|-----------------------------|----------|--------|---------|----------|---------|---------|-------------|
| All Encounters | 1,488 | 22,399 | 181,796 | \$835 | \$838 | \$1,158 | \$1,294,552 |
| Fractures | 284 | 3,399 | 25,241 | \$1,069 | \$1,167 | \$1,486 | \$323,085 |
| Sprains | 217 | 4,121 | 37,520 | \$584 | \$682 | \$1,035 | \$132,872 |
| Intracranial | 72 | 729 | 5,789 | \$2,166 | \$2,183 | \$2,399 | \$161,975 |
| Open wounds | 370 | 5,843 | 42,497 | \$687 | \$657 | \$941 | \$271,462 |
| Superficial | 50 | 886 | 5,869 | \$340 | \$511 | \$720 | \$16,999 |
| Contusions | 186 | 2,936 | 23,697 | \$671 | \$737 | \$1,035 | \$127,477 |
| Foreign bodies | 25 | 470 | 3,926 | \$611 | \$569 | \$898 | \$15,282 |
| Burns | 22 | 368 | 2,712 | \$652 | \$473 | \$657 | \$14,342 |
| Complications | 76 | 1,343 | 13,886 | \$735 | \$936 | \$1,337 | \$55,825 |
| Poisoning and toxic effects | 30 | 741 | 7,414 | \$811 | \$1,005 | \$1,594 | \$24,315 |
| Other injury | 156 | 1,563 | 13,245 | \$967 | \$989 | \$1,216 | \$150,918 |

* Outliers were excluded in the calculation of average charges.
** Excludes professional fees.

*** Based on ICD-9 E-Code.
**** Based on Principal Diagnosis.

Health District of Hospital: Salt Lake County
Inpatient Peer group: Acute, urban, low CMI (n=6)

County: Salt Lake
Ownership: Not for profit

ED beds: 17
Affiliation: Intermountain Healthcare

| Intent and mechanism of injury*** | # of Encounters | | | Average ER Charges (\$)* | | | Total Charges (\$)*** |
|---|-----------------|--------|---------|--------------------------|---------|---------|-----------------------|
| | Hospital | Peer | State | Hospital | Peer | State | Hospital |
| All Injury Encounters | 8,953 | 34,869 | 201,171 | \$1,162 | \$1,174 | \$1,202 | \$10,951,183 |
| Unintentional injuries | 8,027 | 31,331 | 179,391 | \$1,114 | \$1,130 | \$1,154 | \$9,413,186 |
| Falls | 2,806 | 10,225 | 58,180 | \$1,309 | \$1,305 | \$1,361 | \$3,865,034 |
| Motor vehicle traffic | 860 | 3,545 | 20,271 | \$1,161 | \$1,330 | \$1,512 | \$1,123,057 |
| Struck against or accidentally by object or persons | 1,661 | 5,578 | 25,926 | \$920 | \$972 | \$955 | \$1,578,913 |
| Overexertion and strenuous movements | 444 | 2,569 | 15,496 | \$932 | \$907 | \$913 | \$420,144 |
| Cutting or piercing instruments or objects | 559 | 2,388 | 13,441 | \$777 | \$808 | \$810 | \$434,615 |
| Natural and environmental factors | 275 | 929 | 6,522 | \$696 | \$845 | \$787 | \$193,632 |
| Poisoning | 189 | 805 | 4,032 | \$1,783 | \$1,446 | \$1,362 | \$349,064 |
| Fire and flames, hot subst/object caustic | 106 | 461 | 2,765 | \$613 | \$689 | \$709 | \$65,028 |
| Machinery | 42 | 186 | 1,125 | \$1,319 | \$1,310 | \$1,244 | \$55,384 |
| Pedal cyc,nontraffic/other | 187 | 721 | 3,862 | \$1,441 | \$1,445 | \$1,315 | \$300,745 |
| Motor vehicle, nontraffic | 60 | 279 | 2,525 | \$1,401 | \$1,502 | \$1,543 | \$93,217 |
| Other trans. [(E800-7,E826)(.0-.2,.8,.9)],E827-9,E831,E833-45 | 42 | 186 | 1,353 | \$1,951 | \$1,619 | \$1,584 | \$90,352 |
| Suffocation | 3 | 11 | 92 | \$1,759 | \$1,203 | \$1,324 | \$5,276 |
| Firearm missile | 10 | 33 | 260 | \$1,551 | \$1,279 | \$1,261 | \$15,509 |
| Other and not elsewhere classified | 510 | 2,492 | 16,531 | \$986 | \$985 | \$910 | \$520,944 |
| Mechanism unspecified | 273 | 923 | 7,010 | \$1,077 | \$1,022 | \$1,098 | \$302,271 |
| Intentional injuries | 404 | 1,427 | 9,708 | \$1,925 | \$1,866 | \$1,904 | \$819,908 |
| Assault | 193 | 717 | 5,885 | \$1,539 | \$1,534 | \$1,704 | \$307,922 |
| Unarmed fight,striking by blunt/thrown object | 19 | 248 | 2,901 | \$1,286 | \$1,524 | \$1,694 | \$27,643 |
| Cutting or piercing instrument | 1 | 23 | 288 | \$592 | \$2,101 | \$1,748 | \$592 |
| Firearm | 3 | 6 | 41 | \$2,625 | \$2,623 | \$2,267 | \$7,874 |
| Other mechanism | 170 | 440 | 2,655 | \$1,552 | \$1,500 | \$1,703 | \$271,813 |
| Self-inflicted | 208 | 690 | 3,644 | \$2,299 | \$2,212 | \$2,241 | \$507,654 |
| Poisoning | 151 | 484 | 2,328 | \$2,545 | \$2,393 | \$2,523 | \$402,620 |
| Cutting and piercing instrument | 45 | 174 | 1,031 | \$1,589 | \$1,738 | \$1,664 | \$80,392 |
| Suffocation | 6 | 13 | 58 | \$2,694 | \$2,940 | \$2,773 | \$18,187 |
| Other mechanism | 6 | 19 | 227 | \$1,076 | \$1,429 | \$1,867 | \$6,455 |
| Other cause of violence | 3 | 20 | 179 | \$1,444 | \$1,449 | \$1,405 | \$4,332 |
| Injuries of undetermined intent | 24 | 108 | 969 | \$1,844 | \$1,789 | \$2,114 | \$44,267 |
| Adverse effects of medical treatment | 464 | 1,863 | 10,412 | \$1,330 | \$1,380 | \$1,330 | \$642,485 |
| Unknown | 34 | 140 | 691 | \$922 | \$901 | \$925 | \$31,338 |

| Type of Injury**** | Hospital | Peer | State | Hospital | Peer | State | Hospital |
|-----------------------------|----------|--------|---------|----------|---------|---------|-------------|
| All Encounters | 7,956 | 32,198 | 181,796 | \$1,114 | \$1,131 | \$1,158 | \$9,377,046 |
| Fractures | 1,119 | 4,439 | 25,241 | \$1,384 | \$1,425 | \$1,486 | \$1,624,588 |
| Sprains | 1,328 | 7,021 | 37,520 | \$893 | \$989 | \$1,035 | \$1,259,475 |
| Intracranial | 222 | 945 | 5,789 | \$1,944 | \$2,191 | \$2,399 | \$444,476 |
| Open wounds | 1,879 | 7,631 | 42,497 | \$955 | \$943 | \$941 | \$1,853,488 |
| Superficial | 225 | 819 | 5,869 | \$776 | \$749 | \$720 | \$178,406 |
| Contusions | 959 | 3,779 | 23,697 | \$961 | \$990 | \$1,035 | \$1,013,148 |
| Foreign bodies | 134 | 716 | 3,926 | \$669 | \$878 | \$898 | \$89,694 |
| Burns | 98 | 421 | 2,712 | \$559 | \$673 | \$657 | \$54,737 |
| Complications | 983 | 2,566 | 13,886 | \$1,187 | \$1,298 | \$1,337 | \$1,295,214 |
| Poisoning and toxic effects | 365 | 1,438 | 7,414 | \$1,924 | \$1,640 | \$1,594 | \$735,506 |
| Other injury | 644 | 2,423 | 13,245 | \$1,238 | \$1,223 | \$1,216 | \$828,315 |

* Outliers were excluded in the calculation of average charges.

** Excludes professional fees.

*** Based on ICD-9 E-Code.

**** Based on Principal Diagnosis.

Health District of Hospital: Utah County
Inpatient Peer group: Acute, urban, low CMI (n=6)

County: Utah
Ownership: Not for profit

ED beds: 11
Affiliation: Intermountain Healthcare

| Intent and mechanism of injury*** | # of Encounters | | | Average ER Charges (\$)* | | | Total Charges (\$)*** |
|---|-----------------|--------|---------|--------------------------|---------|---------|-----------------------|
| | Hospital | Peer | State | Hospital | Peer | State | Hospital |
| All Injury Encounters | 8,632 | 34,869 | 201,171 | \$1,039 | \$1,174 | \$1,202 | \$9,306,044 |
| Unintentional injuries | 7,724 | 31,331 | 179,391 | \$1,017 | \$1,130 | \$1,154 | \$8,149,563 |
| Falls | 2,415 | 10,225 | 58,180 | \$1,158 | \$1,305 | \$1,361 | \$2,878,760 |
| Motor vehicle traffic | 889 | 3,545 | 20,271 | \$1,189 | \$1,330 | \$1,512 | \$1,163,572 |
| Struck against or accidentally by object or persons | 1,339 | 5,578 | 25,926 | \$884 | \$972 | \$955 | \$1,196,552 |
| Overexertion and strenuous movements | 372 | 2,569 | 15,496 | \$795 | \$907 | \$913 | \$295,563 |
| Cutting or piercing instruments or objects | 568 | 2,388 | 13,441 | \$757 | \$808 | \$810 | \$429,834 |
| Natural and environmental factors | 206 | 929 | 6,522 | \$721 | \$845 | \$787 | \$148,474 |
| Poisoning | 222 | 805 | 4,032 | \$1,139 | \$1,446 | \$1,362 | \$252,933 |
| Fire and flames, hot subst/object caustic | 109 | 461 | 2,765 | \$652 | \$689 | \$709 | \$73,556 |
| Machinery | 23 | 186 | 1,125 | \$991 | \$1,310 | \$1,244 | \$22,792 |
| Pedal cyc,nontraffic/other | 209 | 721 | 3,862 | \$1,259 | \$1,445 | \$1,315 | \$279,386 |
| Motor vehicle, nontraffic | 91 | 279 | 2,525 | \$1,524 | \$1,502 | \$1,543 | \$141,824 |
| Other trans. [(E800-7,E826)(.0-.2,.8,.9)],E827-9,E831,E833-45 | 54 | 186 | 1,353 | \$1,365 | \$1,619 | \$1,584 | \$90,450 |
| Suffocation | 2 | 11 | 92 | \$468 | \$1,203 | \$1,324 | \$936 |
| Firearm missile | 9 | 33 | 260 | \$826 | \$1,279 | \$1,261 | \$12,362 |
| Other and not elsewhere classified | 913 | 2,492 | 16,531 | \$882 | \$985 | \$910 | \$840,634 |
| Mechanism unspecified | 303 | 923 | 7,010 | \$1,051 | \$1,022 | \$1,098 | \$321,935 |
| Intentional injuries | 253 | 1,427 | 9,708 | \$1,533 | \$1,866 | \$1,904 | \$411,722 |
| Assault | 108 | 717 | 5,885 | \$1,197 | \$1,534 | \$1,704 | \$155,294 |
| Unarmed fight,striking by blunt/thrown object | 67 | 248 | 2,901 | \$1,224 | \$1,524 | \$1,694 | \$92,273 |
| Cutting or piercing instrument | 5 | 23 | 288 | \$1,513 | \$2,101 | \$1,748 | \$13,334 |
| Firearm | 1 | 6 | 41 | \$2,933 | \$2,623 | \$2,267 | \$2,933 |
| Other mechanism | 35 | 440 | 2,655 | \$1,049 | \$1,500 | \$1,703 | \$46,754 |
| Self-inflicted | 138 | 690 | 3,644 | \$1,812 | \$2,212 | \$2,241 | \$250,007 |
| Poisoning | 88 | 484 | 2,328 | \$1,967 | \$2,393 | \$2,523 | \$173,140 |
| Cutting and piercing instrument | 43 | 174 | 1,031 | \$1,585 | \$1,738 | \$1,664 | \$68,166 |
| Suffocation | 1 | 13 | 58 | \$1,378 | \$2,940 | \$2,773 | \$1,378 |
| Other mechanism | 6 | 19 | 227 | \$1,220 | \$1,429 | \$1,867 | \$7,323 |
| Other cause of violence | 7 | 20 | 179 | \$917 | \$1,449 | \$1,405 | \$6,421 |
| Injuries of undetermined intent | 30 | 108 | 969 | \$1,555 | \$1,789 | \$2,114 | \$51,456 |
| Adverse effects of medical treatment | 525 | 1,863 | 10,412 | \$1,125 | \$1,380 | \$1,330 | \$601,149 |
| Unknown | 100 | 140 | 691 | \$898 | \$901 | \$925 | \$92,154 |

| Type of Injury**** | Hospital | Peer | State | Hospital | Peer | State | Hospital |
|-----------------------------|----------|--------|---------|----------|---------|---------|-------------|
| All Encounters | 7,691 | 32,198 | 181,796 | \$998 | \$1,131 | \$1,158 | \$7,954,126 |
| Fractures | 1,025 | 4,439 | 25,241 | \$1,232 | \$1,425 | \$1,486 | \$1,329,029 |
| Sprains | 1,539 | 7,021 | 37,520 | \$864 | \$989 | \$1,035 | \$1,370,013 |
| Intracranial | 190 | 945 | 5,789 | \$1,672 | \$2,191 | \$2,399 | \$328,036 |
| Open wounds | 2,033 | 7,631 | 42,497 | \$868 | \$943 | \$941 | \$1,828,811 |
| Superficial | 164 | 819 | 5,869 | \$679 | \$749 | \$720 | \$111,375 |
| Contusions | 872 | 3,779 | 23,697 | \$984 | \$990 | \$1,035 | \$920,017 |
| Foreign bodies | 226 | 716 | 3,926 | \$802 | \$878 | \$898 | \$181,318 |
| Burns | 98 | 421 | 2,712 | \$624 | \$673 | \$657 | \$63,688 |
| Complications | 616 | 2,566 | 13,886 | \$1,171 | \$1,298 | \$1,337 | \$733,448 |
| Poisoning and toxic effects | 356 | 1,438 | 7,414 | \$1,213 | \$1,640 | \$1,594 | \$436,885 |
| Other injury | 572 | 2,423 | 13,245 | \$1,115 | \$1,223 | \$1,216 | \$651,506 |

* Outliers were excluded in the calculation of average charges.
** Excludes professional fees.

*** Based on ICD-9 E-Code.
**** Based on Principal Diagnosis.

Health District of Hospital: TriCounty
Inpatient Peer group: Acute, rural, high CMI (n=7)

County: Uintah
Ownership: Investor-owned

ED beds: 5
Affiliation: Lifepoint Hospitals, Inc.

| Intent and mechanism of injury*** | # of Encounters | | | Average ER Charges (\$)* | | | Total Charges (\$)*** |
|---|-----------------|--------|---------|--------------------------|---------|---------|-----------------------|
| | Hospital | Peer | State | Hospital | Peer | State | Hospital |
| All Injury Encounters | 3,509 | 31,596 | 201,171 | \$896 | \$989 | \$1,202 | \$3,827,835 |
| Unintentional injuries | 3,169 | 28,627 | 179,391 | \$862 | \$968 | \$1,154 | \$3,352,277 |
| Falls | 930 | 9,144 | 58,180 | \$1,082 | \$1,120 | \$1,361 | \$1,134,792 |
| Motor vehicle traffic | 267 | 3,126 | 20,271 | \$1,836 | \$1,431 | \$1,512 | \$752,583 |
| Struck against or accidentally by object or persons | 456 | 4,113 | 25,926 | \$737 | \$780 | \$955 | \$358,336 |
| Overexertion and strenuous movements | 339 | 2,486 | 15,496 | \$540 | \$695 | \$913 | \$182,980 |
| Cutting or piercing instruments or objects | 291 | 2,050 | 13,441 | \$527 | \$622 | \$810 | \$153,276 |
| Natural and environmental factors | 154 | 1,125 | 6,522 | \$375 | \$643 | \$787 | \$64,001 |
| Poisoning | 39 | 578 | 4,032 | \$669 | \$968 | \$1,362 | \$26,106 |
| Fire and flames, hot subst/object caustic | 81 | 519 | 2,765 | \$333 | \$548 | \$709 | \$27,001 |
| Machinery | 36 | 219 | 1,125 | \$675 | \$1,018 | \$1,244 | \$35,076 |
| Pedal cyc,nontraffic/other | 62 | 579 | 3,862 | \$887 | \$1,192 | \$1,315 | \$67,248 |
| Motor vehicle, nontraffic | 71 | 708 | 2,525 | \$1,784 | \$1,503 | \$1,543 | \$171,492 |
| Other trans. [(E800-7,E826)(.0-.2,.8,.9)],E827-9,E831,E833-45 | 46 | 268 | 1,353 | \$1,483 | \$1,437 | \$1,584 | \$90,986 |
| Firearm missile | 9 | 54 | 260 | \$1,635 | \$1,286 | \$1,261 | \$14,711 |
| Other and not elsewhere classified | 328 | 2,505 | 16,531 | \$585 | \$773 | \$910 | \$240,008 |
| Mechanism unspecified | 60 | 1,145 | 7,010 | \$561 | \$839 | \$1,098 | \$33,681 |
| Intentional injuries | 132 | 1,082 | 9,708 | \$1,789 | \$1,492 | \$1,904 | \$261,915 |
| Assault | 94 | 662 | 5,885 | \$1,739 | \$1,340 | \$1,704 | \$178,518 |
| Unarmed fight,striking by blunt/thrown object | 72 | 420 | 2,901 | \$1,735 | \$1,322 | \$1,694 | \$139,963 |
| Cutting or piercing instrument | 1 | 19 | 288 | \$3,333 | \$1,263 | \$1,748 | \$3,333 |
| Other mechanism | 21 | 221 | 2,655 | \$1,677 | \$1,382 | \$1,703 | \$35,222 |
| Self-inflicted | 38 | 391 | 3,644 | \$1,914 | \$1,798 | \$2,241 | \$83,397 |
| Poisoning | 21 | 230 | 2,328 | \$2,070 | \$1,996 | \$2,523 | \$45,755 |
| Cutting and piercing instrument | 13 | 123 | 1,031 | \$848 | \$1,185 | \$1,664 | \$20,307 |
| Suffocation | 1 | 9 | 58 | \$3,391 | \$3,417 | \$2,773 | \$3,391 |
| Other mechanism | 3 | 29 | 227 | \$4,648 | \$2,454 | \$1,867 | \$13,944 |
| Injuries of undetermined intent | 22 | 140 | 969 | \$1,861 | \$1,639 | \$2,114 | \$44,992 |
| Adverse effects of medical treatment | 186 | 1,579 | 10,412 | \$733 | \$982 | \$1,330 | \$168,651 |
| Type of Injury**** | Hospital | Peer | State | Hospital | Peer | State | Hospital |
| All Encounters | 3,251 | 27,913 | 181,796 | \$878 | \$974 | \$1,158 | \$3,470,787 |
| Fractures | 379 | 4,170 | 25,241 | \$1,233 | \$1,322 | \$1,486 | \$605,920 |
| Sprains | 644 | 5,008 | 37,520 | \$752 | \$823 | \$1,035 | \$556,570 |
| Intracranial | 127 | 949 | 5,789 | \$2,890 | \$2,340 | \$2,399 | \$401,825 |
| Open wounds | 767 | 6,789 | 42,497 | \$677 | \$809 | \$941 | \$625,073 |
| Superficial | 122 | 819 | 5,869 | \$435 | \$534 | \$720 | \$74,610 |
| Contusions | 440 | 4,258 | 23,697 | \$804 | \$889 | \$1,035 | \$504,870 |
| Foreign bodies | 75 | 547 | 3,926 | \$471 | \$565 | \$898 | \$35,289 |
| Burns | 82 | 501 | 2,712 | \$309 | \$491 | \$657 | \$25,338 |
| Complications | 250 | 1,874 | 13,886 | \$1,114 | \$1,053 | \$1,337 | \$310,734 |
| Poisoning and toxic effects | 124 | 986 | 7,414 | \$874 | \$1,095 | \$1,594 | \$116,889 |
| Other injury | 241 | 2,012 | 13,245 | \$717 | \$1,025 | \$1,216 | \$213,669 |

* Outliers were excluded in the calculation of average charges.

** Excludes professional fees.

*** Based on ICD-9 E-Code.

**** Based on Principal Diagnosis.

Health District of Hospital: Bear River
Inpatient Peer group: Acute, rural, low CMI (n=16)

County: Box Elder
Ownership: Not for profit

ED beds: 3
Affiliation: Intermountain Healthcare

| Intent and mechanism of injury*** | # of Encounters | | | Average ER Charges (\$)* | | | Total Charges (\$)*** |
|---|-----------------|--------|---------|--------------------------|---------|---------|-----------------------|
| | Hospital | Peer | State | Hospital | Peer | State | Hospital |
| All Injury Encounters | 1,804 | 24,486 | 201,171 | \$914 | \$862 | \$1,202 | \$1,846,330 |
| Unintentional injuries | 1,665 | 22,755 | 179,391 | \$896 | \$844 | \$1,154 | \$1,689,507 |
| Falls | 504 | 5,567 | 58,180 | \$917 | \$951 | \$1,361 | \$487,207 |
| Motor vehicle traffic | 222 | 1,946 | 20,271 | \$1,675 | \$1,480 | \$1,512 | \$502,745 |
| Struck against or accidentally by object or persons | 219 | 2,513 | 25,926 | \$711 | \$682 | \$955 | \$158,883 |
| Overexertion and strenuous movements | 92 | 1,619 | 15,496 | \$537 | \$602 | \$913 | \$49,448 |
| Cutting or piercing instruments or objects | 148 | 1,724 | 13,441 | \$556 | \$562 | \$810 | \$82,305 |
| Natural and environmental factors | 87 | 985 | 6,522 | \$687 | \$587 | \$787 | \$59,790 |
| Poisoning | 27 | 330 | 4,032 | \$1,054 | \$1,050 | \$1,362 | \$28,456 |
| Fire and flames, hot subst/object caustic | 35 | 305 | 2,765 | \$524 | \$525 | \$709 | \$18,346 |
| Machinery | 31 | 187 | 1,125 | \$931 | \$814 | \$1,244 | \$28,866 |
| Pedal cyc,nontraffic/other | 31 | 544 | 3,862 | \$687 | \$865 | \$1,315 | \$21,286 |
| Motor vehicle, nontraffic | 35 | 697 | 2,525 | \$985 | \$1,308 | \$1,543 | \$45,969 |
| Other trans. [(E800-7,E826)(.0-.2,.8,.9)],E827-9,E831,E833-45 | 42 | 392 | 1,353 | \$1,437 | \$1,389 | \$1,584 | \$63,277 |
| Suffocation | 3 | 32 | 92 | \$594 | \$748 | \$1,324 | \$1,782 |
| Firearm missile | 6 | 51 | 260 | \$1,059 | \$911 | \$1,261 | \$6,353 |
| Other and not elsewhere classified | 127 | 5,262 | 16,531 | \$774 | \$725 | \$910 | \$100,401 |
| Mechanism unspecified | 56 | 601 | 7,010 | \$614 | \$708 | \$1,098 | \$34,392 |
| Intentional injuries | 39 | 605 | 9,708 | \$1,484 | \$1,522 | \$1,904 | \$57,895 |
| Assault | 18 | 383 | 5,885 | \$1,075 | \$1,331 | \$1,704 | \$19,342 |
| Unarmed fight,striking by blunt/thrown object | 12 | 269 | 2,901 | \$963 | \$1,339 | \$1,694 | \$11,561 |
| Other mechanism | 6 | 107 | 2,655 | \$1,297 | \$1,283 | \$1,703 | \$7,780 |
| Self-inflicted | 18 | 214 | 3,644 | \$2,034 | \$1,906 | \$2,241 | \$36,605 |
| Poisoning | 14 | 141 | 2,328 | \$2,146 | \$2,071 | \$2,523 | \$30,048 |
| Cutting and piercing instrument | 3 | 50 | 1,031 | \$1,555 | \$1,369 | \$1,664 | \$4,665 |
| Other mechanism | 1 | 17 | 227 | \$1,892 | \$1,820 | \$1,867 | \$1,892 |
| Other cause of violence | 3 | 8 | 179 | \$649 | \$610 | \$1,405 | \$1,948 |
| Injuries of undetermined intent | 6 | 57 | 969 | \$3,231 | \$1,645 | \$2,114 | \$19,388 |
| Adverse effects of medical treatment | 92 | 995 | 10,412 | \$838 | \$833 | \$1,330 | \$77,137 |
| Unknown | 2 | 74 | 691 | \$1,202 | \$612 | \$925 | \$2,403 |

| Type of Injury**** | Hospital | Peer | State | Hospital | Peer | State | Hospital |
|-----------------------------|----------|--------|---------|----------|---------|---------|-------------|
| All Encounters | 1,545 | 22,399 | 181,796 | \$922 | \$838 | \$1,158 | \$1,612,779 |
| Fractures | 217 | 3,399 | 25,241 | \$1,365 | \$1,167 | \$1,486 | \$373,693 |
| Sprains | 233 | 4,121 | 37,520 | \$708 | \$682 | \$1,035 | \$168,393 |
| Intracranial | 39 | 729 | 5,789 | \$2,240 | \$2,183 | \$2,399 | \$92,974 |
| Open wounds | 468 | 5,843 | 42,497 | \$709 | \$657 | \$941 | \$360,756 |
| Superficial | 59 | 886 | 5,869 | \$471 | \$511 | \$720 | \$40,013 |
| Contusions | 163 | 2,936 | 23,697 | \$885 | \$737 | \$1,035 | \$158,705 |
| Foreign bodies | 28 | 470 | 3,926 | \$509 | \$569 | \$898 | \$16,613 |
| Burns | 31 | 368 | 2,712 | \$525 | \$473 | \$657 | \$16,282 |
| Complications | 141 | 1,343 | 13,886 | \$1,027 | \$936 | \$1,337 | \$183,131 |
| Poisoning and toxic effects | 56 | 741 | 7,414 | \$1,327 | \$1,005 | \$1,594 | \$74,299 |
| Other injury | 110 | 1,563 | 13,245 | \$1,163 | \$989 | \$1,216 | \$127,921 |

* Outliers were excluded in the calculation of average charges.

** Excludes professional fees.

*** Based on ICD-9 E-Code.

**** Based on Principal Diagnosis.

Health District of Hospital: Southwest Utah
Inpatient Peer group: Acute, rural, low CMI (n=16)

County: Beaver
Ownership: Government

ED beds: 2
Affiliation: Freestanding

| Intent and mechanism of injury*** | # of Encounters | | | Average ER Charges (\$)* | | | Total Charges (\$)*** |
|---|-----------------|--------|---------|--------------------------|---------|---------|-----------------------|
| | Hospital | Peer | State | Hospital | Peer | State | Hospital |
| All Injury Encounters | 847 | 24,486 | 201,171 | \$954 | \$862 | \$1,202 | \$892,886 |
| Unintentional injuries | 793 | 22,755 | 179,391 | \$958 | \$844 | \$1,154 | \$840,467 |
| Falls | 202 | 5,567 | 58,180 | \$908 | \$951 | \$1,361 | \$191,245 |
| Motor vehicle traffic | 112 | 1,946 | 20,271 | \$2,303 | \$1,480 | \$1,512 | \$290,672 |
| Struck against or accidentally by object or persons | 95 | 2,513 | 25,926 | \$680 | \$682 | \$955 | \$70,131 |
| Overexertion and strenuous movements | 61 | 1,619 | 15,496 | \$421 | \$602 | \$913 | \$25,706 |
| Cutting or piercing instruments or objects | 77 | 1,724 | 13,441 | \$300 | \$562 | \$810 | \$23,135 |
| Natural and environmental factors | 36 | 985 | 6,522 | \$565 | \$587 | \$787 | \$25,707 |
| Poisoning | 10 | 330 | 4,032 | \$1,460 | \$1,050 | \$1,362 | \$14,600 |
| Fire and flames, hot subst/object caustic | 15 | 305 | 2,765 | \$317 | \$525 | \$709 | \$4,760 |
| Machinery | 7 | 187 | 1,125 | \$532 | \$814 | \$1,244 | \$3,721 |
| Pedal cyc,nontraffic/other | 11 | 544 | 3,862 | \$559 | \$865 | \$1,315 | \$6,151 |
| Motor vehicle, nontraffic | 37 | 697 | 2,525 | \$1,562 | \$1,308 | \$1,543 | \$62,937 |
| Other trans. [(E800-7,E826)(.0-.2,.8,.9)],E827-9,E831,E833-45 | 17 | 392 | 1,353 | \$1,916 | \$1,389 | \$1,584 | \$35,299 |
| Suffocation | 2 | 32 | 92 | \$121 | \$748 | \$1,324 | \$242 |
| Firearm missile | 3 | 51 | 260 | \$1,921 | \$911 | \$1,261 | \$5,762 |
| Other and not elsewhere classified | 88 | 5,262 | 16,531 | \$757 | \$725 | \$910 | \$73,807 |
| Mechanism unspecified | 20 | 601 | 7,010 | \$330 | \$708 | \$1,098 | \$6,591 |
| Intentional injuries | 28 | 605 | 9,708 | \$985 | \$1,522 | \$1,904 | \$31,631 |
| Assault | 23 | 383 | 5,885 | \$873 | \$1,331 | \$1,704 | \$24,234 |
| Unarmed fight,striking by blunt/thrown object | 19 | 269 | 2,901 | \$843 | \$1,339 | \$1,694 | \$20,205 |
| Cutting or piercing instrument | 1 | 6 | 288 | \$267 | \$1,569 | \$1,748 | \$267 |
| Other mechanism | 3 | 107 | 2,655 | \$1,254 | \$1,283 | \$1,703 | \$3,762 |
| Self-inflicted | 5 | 214 | 3,644 | \$1,479 | \$1,906 | \$2,241 | \$7,397 |
| Poisoning | 4 | 141 | 2,328 | \$1,692 | \$2,071 | \$2,523 | \$6,767 |
| Cutting and piercing instrument | 1 | 50 | 1,031 | \$630 | \$1,369 | \$1,664 | \$630 |
| Injuries of undetermined intent | 3 | 57 | 969 | \$1,872 | \$1,645 | \$2,114 | \$5,617 |
| Adverse effects of medical treatment | 15 | 995 | 10,412 | \$738 | \$833 | \$1,330 | \$11,073 |
| Unknown | 8 | 74 | 691 | \$512 | \$612 | \$925 | \$4,099 |

| Type of Injury**** | Hospital | Peer | State | Hospital | Peer | State | Hospital |
|-----------------------------|----------|--------|---------|----------|---------|---------|-----------|
| All Encounters | 861 | 22,399 | 181,796 | \$945 | \$838 | \$1,158 | \$912,449 |
| Fractures | 147 | 3,399 | 25,241 | \$1,253 | \$1,167 | \$1,486 | \$231,474 |
| Sprains | 122 | 4,121 | 37,520 | \$981 | \$682 | \$1,035 | \$123,385 |
| Intracranial | 38 | 729 | 5,789 | \$2,878 | \$2,183 | \$2,399 | \$109,369 |
| Open wounds | 248 | 5,843 | 42,497 | \$457 | \$657 | \$941 | \$130,853 |
| Superficial | 26 | 886 | 5,869 | \$561 | \$511 | \$720 | \$14,585 |
| Contusions | 86 | 2,936 | 23,697 | \$773 | \$737 | \$1,035 | \$74,873 |
| Foreign bodies | 20 | 470 | 3,926 | \$854 | \$569 | \$898 | \$17,084 |
| Burns | 16 | 368 | 2,712 | \$260 | \$473 | \$657 | \$4,164 |
| Complications | 82 | 1,343 | 13,886 | \$1,041 | \$936 | \$1,337 | \$101,790 |
| Poisoning and toxic effects | 21 | 741 | 7,414 | \$1,307 | \$1,005 | \$1,594 | \$27,454 |
| Other injury | 55 | 1,563 | 13,245 | \$1,322 | \$989 | \$1,216 | \$77,419 |

* Outliers were excluded in the calculation of average charges.
** Excludes professional fees.

*** Based on ICD-9 E-Code.
**** Based on Principal Diagnosis.

Health District of Hospital: Bear River
Inpatient Peer group: Acute, rural, high CMI (n=7)

County: Box Elder
Ownership: Investor-owned

ED beds: 5
Affiliation: Mountainstar Healthcare

| Intent and mechanism of injury*** | # of Encounters | | | Average ER Charges (\$)* | | | Total Charges (\$)*** |
|---|-----------------|--------|---------|--------------------------|---------|---------|-----------------------|
| | Hospital | Peer | State | Hospital | Peer | State | Hospital |
| All Injury Encounters | 2,534 | 31,596 | 201,171 | \$1,117 | \$989 | \$1,202 | \$3,074,260 |
| Unintentional injuries | 2,340 | 28,627 | 179,391 | \$1,073 | \$968 | \$1,154 | \$2,743,056 |
| Falls | 629 | 9,144 | 58,180 | \$1,326 | \$1,120 | \$1,361 | \$890,817 |
| Motor vehicle traffic | 286 | 3,126 | 20,271 | \$1,485 | \$1,431 | \$1,512 | \$552,398 |
| Struck against or accidentally by object or persons | 336 | 4,113 | 25,926 | \$904 | \$780 | \$955 | \$303,663 |
| Overexertion and strenuous movements | 286 | 2,486 | 15,496 | \$925 | \$695 | \$913 | \$264,472 |
| Cutting or piercing instruments or objects | 300 | 2,050 | 13,441 | \$804 | \$622 | \$810 | \$241,176 |
| Natural and environmental factors | 107 | 1,125 | 6,522 | \$641 | \$643 | \$787 | \$68,598 |
| Poisoning | 81 | 578 | 4,032 | \$935 | \$968 | \$1,362 | \$75,702 |
| Fire and flames, hot subst/object caustic | 33 | 519 | 2,765 | \$687 | \$548 | \$709 | \$22,686 |
| Machinery | 8 | 219 | 1,125 | \$1,123 | \$1,018 | \$1,244 | \$8,987 |
| Pedal cyc,nontraffic/other | 32 | 579 | 3,862 | \$1,212 | \$1,192 | \$1,315 | \$47,245 |
| Motor vehicle, nontraffic | 22 | 708 | 2,525 | \$2,064 | \$1,503 | \$1,543 | \$54,620 |
| Other trans. [(E800-7,E826)(.0-.2,.8,.9)],E827-9,E831,E833-45 | 12 | 268 | 1,353 | \$1,166 | \$1,437 | \$1,584 | \$21,254 |
| Firearm missile | 6 | 54 | 260 | \$1,772 | \$1,286 | \$1,261 | \$10,631 |
| Other and not elsewhere classified | 137 | 2,505 | 16,531 | \$853 | \$773 | \$910 | \$120,132 |
| Mechanism unspecified | 65 | 1,145 | 7,010 | \$862 | \$839 | \$1,098 | \$60,675 |
| Intentional injuries | 104 | 1,082 | 9,708 | \$1,791 | \$1,492 | \$1,904 | \$197,439 |
| Assault | 50 | 662 | 5,885 | \$1,517 | \$1,340 | \$1,704 | \$79,030 |
| Unarmed fight,striking by blunt/thrown object | 3 | 420 | 2,901 | \$1,181 | \$1,322 | \$1,694 | \$3,542 |
| Cutting or piercing instrument | 2 | 19 | 288 | \$1,363 | \$1,263 | \$1,748 | \$2,725 |
| Other mechanism | 45 | 221 | 2,655 | \$1,547 | \$1,382 | \$1,703 | \$72,763 |
| Self-inflicted | 52 | 391 | 3,644 | \$2,073 | \$1,798 | \$2,241 | \$115,536 |
| Poisoning | 38 | 230 | 2,328 | \$2,021 | \$1,996 | \$2,523 | \$81,807 |
| Cutting and piercing instrument | 8 | 123 | 1,031 | \$1,614 | \$1,185 | \$1,664 | \$12,914 |
| Suffocation | 3 | 9 | 58 | \$3,414 | \$3,417 | \$2,773 | \$11,719 |
| Other mechanism | 3 | 29 | 227 | \$3,032 | \$2,454 | \$1,867 | \$9,096 |
| Other cause of violence | 2 | 29 | 179 | \$1,437 | \$912 | \$1,405 | \$2,873 |
| Injuries of undetermined intent | 16 | 140 | 969 | \$2,201 | \$1,639 | \$2,114 | \$35,210 |
| Adverse effects of medical treatment | 47 | 1,579 | 10,412 | \$1,451 | \$982 | \$1,330 | \$68,217 |
| Unknown | 27 | 168 | 691 | \$1,124 | \$784 | \$925 | \$30,338 |
| Type of Injury**** | Hospital | Peer | State | Hospital | Peer | State | Hospital |
| All Encounters | 2,470 | 27,913 | 181,796 | \$1,106 | \$974 | \$1,158 | \$2,929,433 |
| Fractures | 327 | 4,170 | 25,241 | \$1,610 | \$1,322 | \$1,486 | \$563,639 |
| Sprains | 499 | 5,008 | 37,520 | \$1,009 | \$823 | \$1,035 | \$508,511 |
| Intracranial | 57 | 949 | 5,789 | \$2,691 | \$2,340 | \$2,399 | \$169,173 |
| Open wounds | 707 | 6,789 | 42,497 | \$878 | \$809 | \$941 | \$682,976 |
| Superficial | 97 | 819 | 5,869 | \$659 | \$534 | \$720 | \$74,159 |
| Contusions | 343 | 4,258 | 23,697 | \$931 | \$889 | \$1,035 | \$377,469 |
| Foreign bodies | 41 | 547 | 3,926 | \$775 | \$565 | \$898 | \$35,154 |
| Burns | 35 | 501 | 2,712 | \$646 | \$491 | \$657 | \$22,603 |
| Complications | 80 | 1,874 | 13,886 | \$1,935 | \$1,053 | \$1,337 | \$154,813 |
| Poisoning and toxic effects | 159 | 986 | 7,414 | \$1,237 | \$1,095 | \$1,594 | \$196,706 |
| Other injury | 125 | 2,012 | 13,245 | \$1,109 | \$1,025 | \$1,216 | \$144,230 |

* Outliers were excluded in the calculation of average charges.

** Excludes professional fees.

*** Based on ICD-9 E-Code.

**** Based on Principal Diagnosis.

Health District of Hospital: Bear River
Inpatient Peer group: None (n=4)

County: Cache
Ownership: Investor-owned

ED beds: 2
Affiliation: Nat. Surgical Hosp.

| Intent and mechanism of injury*** | # of Encounters | | | Average ER Charges (\$)* | | | Total Charges (\$)*** |
|---|-----------------|------|---------|--------------------------|------|---------|-----------------------|
| | Hospital | Peer | State | Hospital | Peer | State | Hospital |
| All Injury Encounters | 167 | . | 201,171 | \$909 | . | \$1,202 | \$161,234 |
| Unintentional injuries | 154 | . | 179,391 | \$929 | . | \$1,154 | \$152,468 |
| Falls | 56 | . | 58,180 | \$876 | . | \$1,361 | \$49,044 |
| Motor vehicle traffic | 13 | . | 20,271 | \$846 | . | \$1,512 | \$11,004 |
| Struck against or accidentally by object or persons | 32 | . | 25,926 | \$821 | . | \$955 | \$26,270 |
| Overexertion and strenuous movements | 5 | . | 15,496 | \$427 | . | \$913 | \$2,137 |
| Cutting or piercing instruments or objects | 7 | . | 13,441 | \$679 | . | \$810 | \$4,755 |
| Natural and environmental factors | 7 | . | 6,522 | \$1,111 | . | \$787 | \$7,774 |
| Poisoning | 8 | . | 4,032 | \$797 | . | \$1,362 | \$16,013 |
| Machinery | 4 | . | 1,125 | \$578 | . | \$1,244 | \$2,311 |
| Pedal cyc,nontraffic/other | 2 | . | 3,862 | \$1,004 | . | \$1,315 | \$2,007 |
| Motor vehicle, nontraffic | 7 | . | 2,525 | \$1,668 | . | \$1,543 | \$11,673 |
| Other trans. [(E800-7,E826)(.0-.2,.8,.9)],E827-9,E831,E833-45 | 5 | . | 1,353 | \$2,277 | . | \$1,584 | \$11,384 |
| Other and not elsewhere classified | 8 | . | 16,531 | \$1,012 | . | \$910 | \$8,095 |
| Intentional injuries | 4 | . | 9,708 | \$1,378 | . | \$1,904 | \$5,511 |
| Assault | 2 | . | 5,885 | \$1,936 | . | \$1,704 | \$3,872 |
| Unarmed fight,striking by blunt/thrown object | 1 | . | 2,901 | \$2,266 | . | \$1,694 | \$2,266 |
| Other mechanism | 1 | . | 2,655 | \$1,606 | . | \$1,703 | \$1,606 |
| Self-inflicted | 2 | . | 3,644 | \$820 | . | \$2,241 | \$1,639 |
| Poisoning | 1 | . | 2,328 | \$1,195 | . | \$2,523 | \$1,195 |
| Other mechanism | 1 | . | 227 | \$444 | . | \$1,867 | \$444 |
| Adverse effects of medical treatment | 9 | . | 10,412 | \$362 | . | \$1,330 | \$3,255 |

| Type of Injury**** | Hospital | Peer | State | Hospital | Peer | State | Hospital |
|-----------------------------|----------|------|---------|----------|------|---------|-----------|
| All Encounters | 186 | . | 181,796 | \$845 | . | \$1,158 | \$166,739 |
| Fractures | 44 | . | 25,241 | \$890 | . | \$1,486 | \$39,151 |
| Sprains | 14 | . | 37,520 | \$795 | . | \$1,035 | \$11,135 |
| Intracranial | 15 | . | 5,789 | \$995 | . | \$2,399 | \$14,928 |
| Open wounds | 30 | . | 42,497 | \$849 | . | \$941 | \$25,474 |
| Contusions | 19 | . | 23,697 | \$566 | . | \$1,035 | \$10,757 |
| Foreign bodies | 1 | . | 3,926 | \$638 | . | \$898 | \$638 |
| Burns | 3 | . | 2,712 | \$50 | . | \$657 | \$150 |
| Complications | 24 | . | 13,886 | \$1,005 | . | \$1,337 | \$24,115 |
| Poisoning and toxic effects | 11 | . | 7,414 | \$691 | . | \$1,594 | \$17,448 |
| Other injury | 25 | . | 13,245 | \$918 | . | \$1,216 | \$22,942 |

* Outliers were excluded in the calculation of average charges.
** Excludes professional fees.

*** Based on ICD-9 E-Code.
**** Based on Principal Diagnosis.

Health District of Hospital: Southeastern Utah
Inpatient Peer group: Acute, rural, high CMI (n=7)

County: Carbon
Ownership: Investor-owned

ED beds: 9
Affiliation: Lifepoint Hospitals, Inc.

| Intent and mechanism of injury*** | # of Encounters | | | Average ER Charges (\$)* | | | Total Charges (\$)*** |
|---|-----------------|--------|---------|--------------------------|---------|---------|-----------------------|
| | Hospital | Peer | State | Hospital | Peer | State | Hospital |
| All Injury Encounters | 4,339 | 31,596 | 201,171 | \$931 | \$989 | \$1,202 | \$4,323,951 |
| Unintentional injuries | 4,066 | 28,627 | 179,391 | \$895 | \$968 | \$1,154 | \$3,908,089 |
| Falls | 1,203 | 9,144 | 58,180 | \$1,004 | \$1,120 | \$1,361 | \$1,268,161 |
| Motor vehicle traffic | 328 | 3,126 | 20,271 | \$1,746 | \$1,431 | \$1,512 | \$662,880 |
| Struck against or accidentally by object or persons | 794 | 4,113 | 25,926 | \$772 | \$780 | \$955 | \$632,258 |
| Overexertion and strenuous movements | 354 | 2,486 | 15,496 | \$634 | \$695 | \$913 | \$224,361 |
| Cutting or piercing instruments or objects | 292 | 2,050 | 13,441 | \$503 | \$622 | \$810 | \$146,972 |
| Natural and environmental factors | 170 | 1,125 | 6,522 | \$498 | \$643 | \$787 | \$97,756 |
| Poisoning | 72 | 578 | 4,032 | \$995 | \$968 | \$1,362 | \$85,307 |
| Fire and flames, hot subst/object caustic | 70 | 519 | 2,765 | \$638 | \$548 | \$709 | \$44,677 |
| Machinery | 23 | 219 | 1,125 | \$910 | \$1,018 | \$1,244 | \$20,935 |
| Pedal cyc,nontraffic/other | 62 | 579 | 3,862 | \$1,104 | \$1,192 | \$1,315 | \$70,791 |
| Motor vehicle, nontraffic | 120 | 708 | 2,525 | \$1,519 | \$1,503 | \$1,543 | \$209,740 |
| Other trans. [(E800-7,E826)(.0-.2,.8,.9)],E827-9,E831,E833-45 | 31 | 268 | 1,353 | \$1,693 | \$1,437 | \$1,584 | \$56,192 |
| Suffocation | 1 | 8 | 92 | \$561 | \$1,492 | \$1,324 | \$561 |
| Firearm missile | 7 | 54 | 260 | \$1,377 | \$1,286 | \$1,261 | \$9,637 |
| Other and not elsewhere classified | 260 | 2,505 | 16,531 | \$672 | \$773 | \$910 | \$182,289 |
| Mechanism unspecified | 279 | 1,145 | 7,010 | \$676 | \$839 | \$1,098 | \$195,572 |
| Intentional injuries | 156 | 1,082 | 9,708 | \$1,507 | \$1,492 | \$1,904 | \$242,105 |
| Assault | 85 | 662 | 5,885 | \$1,320 | \$1,340 | \$1,704 | \$112,172 |
| Unarmed fight,striking by blunt/thrown object | 53 | 420 | 2,901 | \$1,209 | \$1,322 | \$1,694 | \$64,068 |
| Cutting or piercing instrument | 1 | 19 | 288 | \$2,731 | \$1,263 | \$1,748 | \$2,731 |
| Firearm | 1 | 2 | 41 | \$446 | \$1,005 | \$2,267 | \$446 |
| Other mechanism | 30 | 221 | 2,655 | \$1,498 | \$1,382 | \$1,703 | \$44,927 |
| Self-inflicted | 70 | 391 | 3,644 | \$1,758 | \$1,798 | \$2,241 | \$129,540 |
| Poisoning | 42 | 230 | 2,328 | \$2,265 | \$1,996 | \$2,523 | \$97,152 |
| Cutting and piercing instrument | 25 | 123 | 1,031 | \$599 | \$1,185 | \$1,664 | \$20,052 |
| Suffocation | 1 | 9 | 58 | \$3,792 | \$3,417 | \$2,773 | \$3,792 |
| Other mechanism | 2 | 29 | 227 | \$4,272 | \$2,454 | \$1,867 | \$8,544 |
| Other cause of violence | 1 | 29 | 179 | \$393 | \$912 | \$1,405 | \$393 |
| Injuries of undetermined intent | 18 | 140 | 969 | \$2,430 | \$1,639 | \$2,114 | \$46,694 |
| Adverse effects of medical treatment | 99 | 1,579 | 10,412 | \$1,251 | \$982 | \$1,330 | \$127,063 |

| Type of Injury**** | Hospital | Peer | State | Hospital | Peer | State | Hospital |
|-----------------------------|----------|--------|---------|----------|---------|---------|-------------|
| All Encounters | 4,178 | 27,913 | 181,796 | \$913 | \$974 | \$1,158 | \$4,108,753 |
| Fractures | 579 | 4,170 | 25,241 | \$1,265 | \$1,322 | \$1,486 | \$806,190 |
| Sprains | 953 | 5,008 | 37,520 | \$830 | \$823 | \$1,035 | \$817,350 |
| Intracranial | 86 | 949 | 5,789 | \$2,933 | \$2,340 | \$2,399 | \$261,466 |
| Open wounds | 891 | 6,789 | 42,497 | \$651 | \$809 | \$941 | \$600,845 |
| Superficial | 153 | 819 | 5,869 | \$478 | \$534 | \$720 | \$76,392 |
| Contusions | 926 | 4,258 | 23,697 | \$896 | \$889 | \$1,035 | \$944,132 |
| Foreign bodies | 75 | 547 | 3,926 | \$480 | \$565 | \$898 | \$36,000 |
| Burns | 68 | 501 | 2,712 | \$490 | \$491 | \$657 | \$36,729 |
| Complications | 58 | 1,874 | 13,886 | \$1,128 | \$1,053 | \$1,337 | \$69,201 |
| Poisoning and toxic effects | 136 | 986 | 7,414 | \$1,390 | \$1,095 | \$1,594 | \$202,397 |
| Other injury | 253 | 2,012 | 13,245 | \$956 | \$1,025 | \$1,216 | \$258,051 |

* Outliers were excluded in the calculation of average charges.
** Excludes professional fees.

*** Based on ICD-9 E-Code.
**** Based on Principal Diagnosis.

Health District of Hospital: Central Utah
Inpatient Peer group: Acute, rural, low CMI (n=16)

County: Juab
Ownership: Not for profit

ED beds: 2
Affiliation: Freestanding

| Intent and mechanism of injury*** | # of Encounters | | | Average ER Charges (\$)* | | | Total Charges (\$)*** |
|---|-----------------|--------|---------|--------------------------|---------|---------|-----------------------|
| | Hospital | Peer | State | Hospital | Peer | State | Hospital |
| All Injury Encounters | 1,298 | 24,486 | 201,171 | \$904 | \$862 | \$1,202 | \$1,306,225 |
| Unintentional injuries | 1,182 | 22,755 | 179,391 | \$888 | \$844 | \$1,154 | \$1,183,152 |
| Falls | 335 | 5,567 | 58,180 | \$819 | \$951 | \$1,361 | \$302,448 |
| Motor vehicle traffic | 146 | 1,946 | 20,271 | \$1,661 | \$1,480 | \$1,512 | \$271,601 |
| Struck against or accidentally by object or persons | 146 | 2,513 | 25,926 | \$584 | \$682 | \$955 | \$85,238 |
| Overexertion and strenuous movements | 73 | 1,619 | 15,496 | \$479 | \$602 | \$913 | \$41,037 |
| Cutting or piercing instruments or objects | 81 | 1,724 | 13,441 | \$442 | \$562 | \$810 | \$35,787 |
| Natural and environmental factors | 56 | 985 | 6,522 | \$506 | \$587 | \$787 | \$40,778 |
| Poisoning | 23 | 330 | 4,032 | \$829 | \$1,050 | \$1,362 | \$19,066 |
| Fire and flames, hot subst/object caustic | 18 | 305 | 2,765 | \$451 | \$525 | \$709 | \$10,412 |
| Machinery | 14 | 187 | 1,125 | \$555 | \$814 | \$1,244 | \$7,764 |
| Pedal cyc,nontraffic/other | 17 | 544 | 3,862 | \$1,238 | \$865 | \$1,315 | \$21,047 |
| Motor vehicle, nontraffic | 86 | 697 | 2,525 | \$1,427 | \$1,308 | \$1,543 | \$143,176 |
| Other trans. [(E800-7,E826)(.0-.2,.8,.9)],E827-9,E831,E833-45 | 24 | 392 | 1,353 | \$995 | \$1,389 | \$1,584 | \$23,871 |
| Suffocation | 1 | 32 | 92 | \$755 | \$748 | \$1,324 | \$755 |
| Firearm missile | 9 | 51 | 260 | \$371 | \$911 | \$1,261 | \$3,341 |
| Other and not elsewhere classified | 146 | 5,262 | 16,531 | \$997 | \$725 | \$910 | \$174,046 |
| Mechanism unspecified | 7 | 601 | 7,010 | \$399 | \$708 | \$1,098 | \$2,790 |
| Intentional injuries | 24 | 605 | 9,708 | \$1,884 | \$1,522 | \$1,904 | \$45,222 |
| Assault | 16 | 383 | 5,885 | \$1,409 | \$1,331 | \$1,704 | \$22,549 |
| Unarmed fight,striking by blunt/thrown object | 10 | 269 | 2,901 | \$1,244 | \$1,339 | \$1,694 | \$12,436 |
| Other mechanism | 6 | 107 | 2,655 | \$1,686 | \$1,283 | \$1,703 | \$10,114 |
| Self-inflicted | 8 | 214 | 3,644 | \$2,834 | \$1,906 | \$2,241 | \$22,673 |
| Poisoning | 8 | 141 | 2,328 | \$2,834 | \$2,071 | \$2,523 | \$22,673 |
| Injuries of undetermined intent | 4 | 57 | 969 | \$1,562 | \$1,645 | \$2,114 | \$6,250 |
| Adverse effects of medical treatment | 53 | 995 | 10,412 | \$923 | \$833 | \$1,330 | \$48,928 |
| Unknown | 35 | 74 | 691 | \$648 | \$612 | \$925 | \$22,674 |

| Type of Injury**** | Hospital | Peer | State | Hospital | Peer | State | Hospital |
|-----------------------------|----------|--------|---------|----------|---------|---------|-------------|
| All Encounters | 1,148 | 22,399 | 181,796 | \$840 | \$838 | \$1,158 | \$1,104,647 |
| Fractures | 206 | 3,399 | 25,241 | \$1,238 | \$1,167 | \$1,486 | \$327,883 |
| Sprains | 180 | 4,121 | 37,520 | \$774 | \$682 | \$1,035 | \$144,146 |
| Intracranial | 31 | 729 | 5,789 | \$2,403 | \$2,183 | \$2,399 | \$74,484 |
| Open wounds | 281 | 5,843 | 42,497 | \$484 | \$657 | \$941 | \$149,492 |
| Superficial | 41 | 886 | 5,869 | \$399 | \$511 | \$720 | \$16,355 |
| Contusions | 155 | 2,936 | 23,697 | \$686 | \$737 | \$1,035 | \$128,376 |
| Foreign bodies | 32 | 470 | 3,926 | \$408 | \$569 | \$898 | \$13,049 |
| Burns | 19 | 368 | 2,712 | \$368 | \$473 | \$657 | \$9,367 |
| Complications | 67 | 1,343 | 13,886 | \$1,251 | \$936 | \$1,337 | \$93,154 |
| Poisoning and toxic effects | 38 | 741 | 7,414 | \$1,400 | \$1,005 | \$1,594 | \$53,209 |
| Other injury | 98 | 1,563 | 13,245 | \$850 | \$989 | \$1,216 | \$95,132 |

* Outliers were excluded in the calculation of average charges.
** Excludes professional fees.

*** Based on ICD-9 E-Code.
**** Based on Principal Diagnosis.

Health District of Hospital: Davis County
Inpatient Peer group: Acute, urban, lower medium CMI (n=7)

County: Davis
Ownership: Investor-owned

ED beds: 21
Affiliation: IASIS Health Care

| Intent and mechanism of injury*** | # of Encounters | | | Average ER Charges (\$)* | | | Total Charges (\$)*** |
|---|-----------------|--------|---------|--------------------------|---------|---------|-----------------------|
| | Hospital | Peer | State | Hospital | Peer | State | Hospital |
| All Injury Encounters | 9,173 | 37,973 | 201,171 | \$1,415 | \$1,458 | \$1,202 | \$14,773,305 |
| Unintentional injuries | 8,456 | 33,889 | 179,391 | \$1,360 | \$1,390 | \$1,154 | \$13,020,583 |
| Falls | 2,740 | 11,322 | 58,180 | \$1,718 | \$1,697 | \$1,361 | \$5,263,419 |
| Motor vehicle traffic | 856 | 3,972 | 20,271 | \$1,521 | \$1,679 | \$1,512 | \$1,790,066 |
| Struck against or accidentally by object or persons | 1,459 | 5,008 | 25,926 | \$1,114 | \$1,138 | \$955 | \$1,709,744 |
| Overexertion and strenuous movements | 860 | 3,453 | 15,496 | \$1,141 | \$1,120 | \$913 | \$1,011,842 |
| Cutting or piercing instruments or objects | 800 | 2,867 | 13,441 | \$894 | \$890 | \$810 | \$724,319 |
| Natural and environmental factors | 288 | 1,264 | 6,522 | \$1,053 | \$922 | \$787 | \$335,630 |
| Poisoning | 269 | 885 | 4,032 | \$1,530 | \$1,593 | \$1,362 | \$473,706 |
| Fire and flames, hot subst/object caustic | 123 | 522 | 2,765 | \$1,070 | \$870 | \$709 | \$133,638 |
| Machinery | 36 | 185 | 1,125 | \$1,088 | \$1,440 | \$1,244 | \$39,168 |
| Pedal cyc,nontraffic/other | 136 | 583 | 3,862 | \$1,677 | \$1,566 | \$1,315 | \$281,393 |
| Motor vehicle, nontraffic | 46 | 303 | 2,525 | \$2,516 | \$1,993 | \$1,543 | \$142,603 |
| Other trans. [(E800-7,E826)(.0-.2,.8,.9)],E827-9,E831,E833-45 | 30 | 168 | 1,353 | \$2,367 | \$2,155 | \$1,584 | \$85,353 |
| Suffocation | 1 | 9 | 92 | \$725 | \$878 | \$1,324 | \$725 |
| Firearm missile | 9 | 38 | 260 | \$925 | \$1,413 | \$1,261 | \$10,395 |
| Other and not elsewhere classified | 412 | 2,073 | 16,531 | \$1,030 | \$1,179 | \$910 | \$467,190 |
| Mechanism unspecified | 391 | 1,237 | 7,010 | \$1,285 | \$1,394 | \$1,098 | \$551,392 |
| Intentional injuries | 414 | 2,289 | 9,708 | \$2,276 | \$2,218 | \$1,904 | \$1,104,549 |
| Assault | 207 | 1,416 | 5,885 | \$1,902 | \$1,972 | \$1,704 | \$459,763 |
| Unarmed fight,striking by blunt/thrown object | 99 | 714 | 2,901 | \$2,029 | \$2,035 | \$1,694 | \$225,630 |
| Cutting or piercing instrument | 7 | 73 | 288 | \$677 | \$1,813 | \$1,748 | \$11,779 |
| Other mechanism | 101 | 622 | 2,655 | \$1,855 | \$1,920 | \$1,703 | \$222,355 |
| Self-inflicted | 201 | 838 | 3,644 | \$2,687 | \$2,630 | \$2,241 | \$626,433 |
| Poisoning | 143 | 574 | 2,328 | \$3,017 | \$2,944 | \$2,523 | \$507,799 |
| Cutting and piercing instrument | 47 | 199 | 1,031 | \$1,922 | \$1,859 | \$1,664 | \$94,225 |
| Suffocation | 1 | 11 | 58 | \$1,071 | \$2,929 | \$2,773 | \$1,071 |
| Other mechanism | 10 | 54 | 227 | \$2,210 | \$2,207 | \$1,867 | \$23,338 |
| Other cause of violence | 6 | 35 | 179 | \$1,942 | \$2,074 | \$1,405 | \$18,352 |
| Injuries of undetermined intent | 40 | 117 | 969 | \$3,547 | \$3,352 | \$2,114 | \$161,943 |
| Adverse effects of medical treatment | 263 | 1,661 | 10,412 | \$1,630 | \$1,715 | \$1,330 | \$486,230 |

| Type of Injury**** | Hospital | Peer | State | Hospital | Peer | State | Hospital |
|-----------------------------|----------|--------|---------|----------|---------|---------|--------------|
| All Encounters | 8,995 | 35,538 | 181,796 | \$1,371 | \$1,384 | \$1,158 | \$13,947,106 |
| Fractures | 1,061 | 4,462 | 25,241 | \$2,105 | \$1,909 | \$1,486 | \$2,459,841 |
| Sprains | 2,070 | 8,747 | 37,520 | \$1,291 | \$1,272 | \$1,035 | \$2,953,483 |
| Intracranial | 270 | 1,042 | 5,789 | \$2,588 | \$2,908 | \$2,399 | \$738,977 |
| Open wounds | 2,371 | 8,242 | 42,497 | \$972 | \$1,036 | \$941 | \$2,445,466 |
| Superficial | 270 | 1,188 | 5,869 | \$753 | \$864 | \$720 | \$222,579 |
| Contusions | 1,202 | 4,655 | 23,697 | \$1,221 | \$1,239 | \$1,035 | \$1,856,580 |
| Foreign bodies | 192 | 717 | 3,926 | \$1,430 | \$1,192 | \$898 | \$280,215 |
| Burns | 126 | 510 | 2,712 | \$1,034 | \$859 | \$657 | \$134,607 |
| Complications | 414 | 1,943 | 13,886 | \$1,816 | \$1,766 | \$1,337 | \$872,691 |
| Poisoning and toxic effects | 466 | 1,635 | 7,414 | \$1,942 | \$1,951 | \$1,594 | \$1,077,745 |
| Other injury | 553 | 2,397 | 13,245 | \$1,347 | \$1,430 | \$1,216 | \$904,922 |

* Outliers were excluded in the calculation of average charges.
** Excludes professional fees.

*** Based on ICD-9 E-Code.
**** Based on Principal Diagnosis.

Health District of Hospital: Central Utah
Inpatient Peer group: Acute, rural, low CMI (n=16)

County: Millard
Ownership: Not for profit

ED beds: 6
Affiliation: Intermountain Healthcare

| Intent and mechanism of injury*** | # of Encounters | | | Average ER Charges (\$)* | | | Total Charges (\$)*** |
|---|-----------------|--------|---------|--------------------------|---------|---------|-----------------------|
| | Hospital | Peer | State | Hospital | Peer | State | Hospital |
| All Injury Encounters | 1,028 | 24,486 | 201,171 | \$808 | \$862 | \$1,202 | \$880,952 |
| Unintentional injuries | 950 | 22,755 | 179,391 | \$811 | \$844 | \$1,154 | \$818,623 |
| Falls | 237 | 5,567 | 58,180 | \$921 | \$951 | \$1,361 | \$223,029 |
| Motor vehicle traffic | 68 | 1,946 | 20,271 | \$1,548 | \$1,480 | \$1,512 | \$113,296 |
| Struck against or accidentally by object or persons | 151 | 2,513 | 25,926 | \$728 | \$682 | \$955 | \$109,919 |
| Overexertion and strenuous movements | 95 | 1,619 | 15,496 | \$618 | \$602 | \$913 | \$58,677 |
| Cutting or piercing instruments or objects | 101 | 1,724 | 13,441 | \$650 | \$562 | \$810 | \$65,686 |
| Natural and environmental factors | 52 | 985 | 6,522 | \$518 | \$587 | \$787 | \$26,956 |
| Poisoning | 8 | 330 | 4,032 | \$831 | \$1,050 | \$1,362 | \$6,650 |
| Fire and flames, hot subst/object caustic | 20 | 305 | 2,765 | \$523 | \$525 | \$709 | \$10,464 |
| Machinery | 6 | 187 | 1,125 | \$636 | \$814 | \$1,244 | \$11,443 |
| Pedal cyc,nontraffic/other | 15 | 544 | 3,862 | \$762 | \$865 | \$1,315 | \$20,094 |
| Motor vehicle, nontraffic | 33 | 697 | 2,525 | \$1,122 | \$1,308 | \$1,543 | \$40,436 |
| Other trans. [(E800-7,E826)(.0-.2,.8,.9)],E827-9,E831,E833-45 | 23 | 392 | 1,353 | \$1,046 | \$1,389 | \$1,584 | \$26,074 |
| Firearm missile | 3 | 51 | 260 | \$1,253 | \$911 | \$1,261 | \$3,760 |
| Other and not elsewhere classified | 112 | 5,262 | 16,531 | \$673 | \$725 | \$910 | \$87,331 |
| Mechanism unspecified | 26 | 601 | 7,010 | \$570 | \$708 | \$1,098 | \$14,809 |
| Intentional injuries | 21 | 605 | 9,708 | \$1,164 | \$1,522 | \$1,904 | \$25,839 |
| Assault | 15 | 383 | 5,885 | \$1,171 | \$1,331 | \$1,704 | \$18,945 |
| Unarmed fight,striking by blunt/thrown object | 15 | 269 | 2,901 | \$1,171 | \$1,339 | \$1,694 | \$18,945 |
| Self-inflicted | 6 | 214 | 3,644 | \$1,149 | \$1,906 | \$2,241 | \$6,894 |
| Poisoning | 4 | 141 | 2,328 | \$1,078 | \$2,071 | \$2,523 | \$4,311 |
| Cutting and piercing instrument | 2 | 50 | 1,031 | \$1,292 | \$1,369 | \$1,664 | \$2,583 |
| Injuries of undetermined intent | 5 | 57 | 969 | \$379 | \$1,645 | \$2,114 | \$1,894 |
| Adverse effects of medical treatment | 52 | 995 | 10,412 | \$665 | \$833 | \$1,330 | \$34,596 |

| Type of Injury**** | Hospital | Peer | State | Hospital | Peer | State | Hospital |
|-----------------------------|----------|--------|---------|----------|---------|---------|-----------|
| All Encounters | 932 | 22,399 | 181,796 | \$806 | \$838 | \$1,158 | \$787,711 |
| Fractures | 151 | 3,399 | 25,241 | \$1,034 | \$1,167 | \$1,486 | \$159,645 |
| Sprains | 159 | 4,121 | 37,520 | \$634 | \$682 | \$1,035 | \$100,741 |
| Intracranial | 23 | 729 | 5,789 | \$1,574 | \$2,183 | \$2,399 | \$44,053 |
| Open wounds | 269 | 5,843 | 42,497 | \$772 | \$657 | \$941 | \$209,891 |
| Superficial | 42 | 886 | 5,869 | \$759 | \$511 | \$720 | \$41,788 |
| Contusions | 139 | 2,936 | 23,697 | \$720 | \$737 | \$1,035 | \$112,587 |
| Foreign bodies | 22 | 470 | 3,926 | \$513 | \$569 | \$898 | \$11,278 |
| Burns | 20 | 368 | 2,712 | \$485 | \$473 | \$657 | \$9,692 |
| Complications | 16 | 1,343 | 13,886 | \$1,305 | \$936 | \$1,337 | \$20,878 |
| Poisoning and toxic effects | 33 | 741 | 7,414 | \$604 | \$1,005 | \$1,594 | \$19,918 |
| Other injury | 58 | 1,563 | 13,245 | \$987 | \$989 | \$1,216 | \$57,241 |

* Outliers were excluded in the calculation of average charges.

** Excludes professional fees.

*** Based on ICD-9 E-Code.

**** Based on Principal Diagnosis.

Health District of Hospital: Southwest Utah
Inpatient Peer group: Acute, rural, high CMI (n=7)

County: Washington
Ownership: Not for profit

ED beds: 12
Affiliation: Intermountain Healthcare

| Intent and mechanism of injury*** | # of Encounters | | | Average ER Charges (\$)* | | | Total Charges (\$)*** |
|---|-----------------|--------|---------|--------------------------|---------|---------|-----------------------|
| | Hospital | Peer | State | Hospital | Peer | State | Hospital |
| All Injury Encounters | 9,750 | 31,596 | 201,171 | \$1,030 | \$989 | \$1,202 | \$10,711,589 |
| Unintentional injuries | 8,866 | 28,627 | 179,391 | \$1,019 | \$968 | \$1,154 | \$9,639,535 |
| Falls | 3,102 | 9,144 | 58,180 | \$1,172 | \$1,120 | \$1,361 | \$3,765,058 |
| Motor vehicle traffic | 1,093 | 3,126 | 20,271 | \$1,293 | \$1,431 | \$1,512 | \$1,674,519 |
| Struck against or accidentally by object or persons | 1,179 | 4,113 | 25,926 | \$750 | \$780 | \$955 | \$912,058 |
| Overexertion and strenuous movements | 720 | 2,486 | 15,496 | \$715 | \$695 | \$913 | \$521,430 |
| Cutting or piercing instruments or objects | 373 | 2,050 | 13,441 | \$634 | \$622 | \$810 | \$236,455 |
| Natural and environmental factors | 319 | 1,125 | 6,522 | \$762 | \$643 | \$787 | \$292,669 |
| Poisoning | 204 | 578 | 4,032 | \$1,075 | \$968 | \$1,362 | \$222,543 |
| Fire and flames, hot subst/object caustic | 137 | 519 | 2,765 | \$582 | \$548 | \$709 | \$83,351 |
| Machinery | 74 | 219 | 1,125 | \$1,130 | \$1,018 | \$1,244 | \$92,186 |
| Pedal cyc,nontraffic/other | 205 | 579 | 3,862 | \$1,389 | \$1,192 | \$1,315 | \$299,371 |
| Motor vehicle, nontraffic | 235 | 708 | 2,525 | \$1,277 | \$1,503 | \$1,543 | \$343,367 |
| Other trans. [(E800-7,E826)(.0-.2,.8,.9)],E827-9,E831,E833-45 | 66 | 268 | 1,353 | \$1,293 | \$1,437 | \$1,584 | \$87,358 |
| Suffocation | 2 | 8 | 92 | \$1,598 | \$1,492 | \$1,324 | \$3,195 |
| Firearm missile | 14 | 54 | 260 | \$908 | \$1,286 | \$1,261 | \$21,955 |
| Other and not elsewhere classified | 744 | 2,505 | 16,531 | \$848 | \$773 | \$910 | \$647,980 |
| Mechanism unspecified | 399 | 1,145 | 7,010 | \$1,058 | \$839 | \$1,098 | \$436,039 |
| Intentional injuries | 314 | 1,082 | 9,708 | \$1,382 | \$1,492 | \$1,904 | \$473,789 |
| Assault | 207 | 662 | 5,885 | \$1,340 | \$1,340 | \$1,704 | \$296,534 |
| Unarmed fight,striking by blunt/thrown object | 169 | 420 | 2,901 | \$1,217 | \$1,322 | \$1,694 | \$205,745 |
| Cutting or piercing instrument | 4 | 19 | 288 | \$1,460 | \$1,263 | \$1,748 | \$9,211 |
| Other mechanism | 34 | 221 | 2,655 | \$1,977 | \$1,382 | \$1,703 | \$81,577 |
| Self-inflicted | 91 | 391 | 3,644 | \$1,564 | \$1,798 | \$2,241 | \$162,839 |
| Poisoning | 46 | 230 | 2,328 | \$1,777 | \$1,996 | \$2,523 | \$81,745 |
| Cutting and piercing instrument | 36 | 123 | 1,031 | \$1,333 | \$1,185 | \$1,664 | \$47,988 |
| Suffocation | 1 | 9 | 58 | . | \$3,417 | \$2,773 | \$10,794 |
| Other mechanism | 8 | 29 | 227 | \$1,351 | \$2,454 | \$1,867 | \$22,311 |
| Other cause of violence | 16 | 29 | 179 | \$901 | \$912 | \$1,405 | \$14,417 |
| Injuries of undetermined intent | 5 | 140 | 969 | \$834 | \$1,639 | \$2,114 | \$20,795 |
| Adverse effects of medical treatment | 564 | 1,579 | 10,412 | \$1,015 | \$982 | \$1,330 | \$577,100 |
| Unknown | 1 | 168 | 691 | \$370 | \$784 | \$925 | \$370 |

| Type of Injury**** | Hospital | Peer | State | Hospital | Peer | State | Hospital |
|-----------------------------|----------|--------|---------|----------|---------|---------|-------------|
| All Encounters | 8,345 | 27,913 | 181,796 | \$1,020 | \$974 | \$1,158 | \$9,144,093 |
| Fractures | 1,404 | 4,170 | 25,241 | \$1,288 | \$1,322 | \$1,486 | \$2,013,284 |
| Sprains | 1,678 | 5,008 | 37,520 | \$803 | \$823 | \$1,035 | \$1,376,705 |
| Intracranial | 464 | 949 | 5,789 | \$1,986 | \$2,340 | \$2,399 | \$1,016,469 |
| Open wounds | 2,020 | 6,789 | 42,497 | \$937 | \$809 | \$941 | \$1,993,038 |
| Superficial | 155 | 819 | 5,869 | \$452 | \$534 | \$720 | \$70,038 |
| Contusions | 1,391 | 4,258 | 23,697 | \$951 | \$889 | \$1,035 | \$1,399,659 |
| Foreign bodies | 158 | 547 | 3,926 | \$566 | \$565 | \$898 | \$89,460 |
| Burns | 141 | 501 | 2,712 | \$542 | \$491 | \$657 | \$84,026 |
| Complications | 189 | 1,874 | 13,886 | \$1,051 | \$1,053 | \$1,337 | \$210,509 |
| Poisoning and toxic effects | 192 | 986 | 7,414 | \$869 | \$1,095 | \$1,594 | \$200,553 |
| Other injury | 553 | 2,012 | 13,245 | \$1,145 | \$1,025 | \$1,216 | \$690,352 |

* Outliers were excluded in the calculation of average charges.

** Excludes professional fees.

*** Based on ICD-9 E-Code.

**** Based on Principal Diagnosis.

Health District of Hospital: Central Utah
Inpatient Peer group: Acute, rural, low CMI (n=16)

County: Millard
Ownership: Not for profit

ED beds: 3
Affiliation: Intermountain Healthcare

| Intent and mechanism of injury*** | # of Encounters | | | Average ER Charges (\$)* | | | Total Charges (\$)*** |
|---|-----------------|--------|---------|--------------------------|---------|---------|-----------------------|
| | Hospital | Peer | State | Hospital | Peer | State | Hospital |
| All Injury Encounters | 550 | 24,486 | 201,171 | \$954 | \$862 | \$1,202 | \$564,715 |
| Unintentional injuries | 513 | 22,755 | 179,391 | \$958 | \$844 | \$1,154 | \$524,134 |
| Falls | 131 | 5,567 | 58,180 | \$1,029 | \$951 | \$1,361 | \$134,817 |
| Motor vehicle traffic | 74 | 1,946 | 20,271 | \$1,405 | \$1,480 | \$1,512 | \$119,966 |
| Struck against or accidentally by object or persons | 61 | 2,513 | 25,926 | \$633 | \$682 | \$955 | \$38,600 |
| Overexertion and strenuous movements | 35 | 1,619 | 15,496 | \$620 | \$602 | \$913 | \$21,694 |
| Cutting or piercing instruments or objects | 45 | 1,724 | 13,441 | \$568 | \$562 | \$810 | \$25,548 |
| Natural and environmental factors | 26 | 985 | 6,522 | \$528 | \$587 | \$787 | \$19,889 |
| Poisoning | 3 | 330 | 4,032 | \$520 | \$1,050 | \$1,362 | \$7,996 |
| Fire and flames, hot subst/object caustic | 10 | 305 | 2,765 | \$655 | \$525 | \$709 | \$6,547 |
| Machinery | 3 | 187 | 1,125 | \$1,195 | \$814 | \$1,244 | \$3,585 |
| Pedal cyc,nontraffic/other | 1 | 544 | 3,862 | \$477 | \$865 | \$1,315 | \$477 |
| Motor vehicle, nontraffic | 30 | 697 | 2,525 | \$1,893 | \$1,308 | \$1,543 | \$56,792 |
| Other trans. [(E800-7,E826)(.0-.2,.8,.9)],E827-9,E831,E833-45 | 14 | 392 | 1,353 | \$1,347 | \$1,389 | \$1,584 | \$18,864 |
| Other and not elsewhere classified | 65 | 5,262 | 16,531 | \$883 | \$725 | \$910 | \$59,874 |
| Mechanism unspecified | 15 | 601 | 7,010 | \$632 | \$708 | \$1,098 | \$9,487 |
| Intentional injuries | 9 | 605 | 9,708 | \$1,337 | \$1,522 | \$1,904 | \$18,416 |
| Assault | 5 | 383 | 5,885 | \$1,190 | \$1,331 | \$1,704 | \$6,982 |
| Unarmed fight,striking by blunt/thrown object | 4 | 269 | 2,901 | \$1,137 | \$1,339 | \$1,694 | \$5,635 |
| Other mechanism | 1 | 107 | 2,655 | \$1,347 | \$1,283 | \$1,703 | \$1,347 |
| Self-inflicted | 4 | 214 | 3,644 | \$1,534 | \$1,906 | \$2,241 | \$11,434 |
| Poisoning | 2 | 141 | 2,328 | \$2,858 | \$2,071 | \$2,523 | \$9,690 |
| Suffocation | 1 | 6 | 58 | \$713 | \$3,146 | \$2,773 | \$713 |
| Other mechanism | 1 | 17 | 227 | \$1,031 | \$1,820 | \$1,867 | \$1,031 |
| Injuries of undetermined intent | 1 | 57 | 969 | \$445 | \$1,645 | \$2,114 | \$445 |
| Adverse effects of medical treatment | 27 | 995 | 10,412 | \$804 | \$833 | \$1,330 | \$21,720 |

| Type of Injury**** | Hospital | Peer | State | Hospital | Peer | State | Hospital |
|-----------------------------|----------|--------|---------|----------|---------|---------|-----------|
| All Encounters | 501 | 22,399 | 181,796 | \$958 | \$838 | \$1,158 | \$519,839 |
| Fractures | 80 | 3,399 | 25,241 | \$1,359 | \$1,167 | \$1,486 | \$113,479 |
| Sprains | 98 | 4,121 | 37,520 | \$818 | \$682 | \$1,035 | \$85,223 |
| Intracranial | 13 | 729 | 5,789 | \$2,095 | \$2,183 | \$2,399 | \$27,241 |
| Open wounds | 143 | 5,843 | 42,497 | \$894 | \$657 | \$941 | \$134,775 |
| Superficial | 20 | 886 | 5,869 | \$638 | \$511 | \$720 | \$12,756 |
| Contusions | 67 | 2,936 | 23,697 | \$723 | \$737 | \$1,035 | \$60,038 |
| Foreign bodies | 15 | 470 | 3,926 | \$579 | \$569 | \$898 | \$8,682 |
| Burns | 10 | 368 | 2,712 | \$870 | \$473 | \$657 | \$8,697 |
| Complications | 11 | 1,343 | 13,886 | \$766 | \$936 | \$1,337 | \$8,421 |
| Poisoning and toxic effects | 8 | 741 | 7,414 | \$878 | \$1,005 | \$1,594 | \$19,058 |
| Other injury | 36 | 1,563 | 13,245 | \$1,152 | \$989 | \$1,216 | \$41,468 |

* Outliers were excluded in the calculation of average charges.
** Excludes professional fees.

*** Based on ICD-9 E-Code.
**** Based on Principal Diagnosis.

Health District of Hospital: Southwest Utah
Inpatient Peer group: Acute, rural, low CMI (n=16)

County: Garfield
Ownership: Not for profit

ED beds: 2
Affiliation: Intermountain Healthcare

| Intent and mechanism of injury*** | # of Encounters | | | Average ER Charges (\$)* | | | Total Charges (\$)*** |
|---|-----------------|--------|---------|--------------------------|---------|---------|-----------------------|
| | Hospital | Peer | State | Hospital | Peer | State | Hospital |
| All Injury Encounters | 835 | 24,486 | 201,171 | \$827 | \$862 | \$1,202 | \$739,136 |
| Unintentional injuries | 782 | 22,755 | 179,391 | \$824 | \$844 | \$1,154 | \$692,635 |
| Falls | 222 | 5,567 | 58,180 | \$805 | \$951 | \$1,361 | \$187,103 |
| Motor vehicle traffic | 87 | 1,946 | 20,271 | \$1,320 | \$1,480 | \$1,512 | \$135,402 |
| Struck against or accidentally by object or persons | 95 | 2,513 | 25,926 | \$612 | \$682 | \$955 | \$58,152 |
| Overexertion and strenuous movements | 70 | 1,619 | 15,496 | \$649 | \$602 | \$913 | \$45,446 |
| Cutting or piercing instruments or objects | 81 | 1,724 | 13,441 | \$511 | \$562 | \$810 | \$41,419 |
| Natural and environmental factors | 57 | 985 | 6,522 | \$673 | \$587 | \$787 | \$38,336 |
| Poisoning | 4 | 330 | 4,032 | \$1,556 | \$1,050 | \$1,362 | \$6,223 |
| Fire and flames, hot subst/object caustic | 9 | 305 | 2,765 | \$459 | \$525 | \$709 | \$4,132 |
| Machinery | 4 | 187 | 1,125 | \$696 | \$814 | \$1,244 | \$2,785 |
| Pedal cyc,nontraffic/other | 18 | 544 | 3,862 | \$943 | \$865 | \$1,315 | \$16,974 |
| Motor vehicle, nontraffic | 9 | 697 | 2,525 | \$1,167 | \$1,308 | \$1,543 | \$10,503 |
| Other trans. [(E800-7,E826)(.0-.2,.8,.9)],E827-9,E831,E833-45 | 33 | 392 | 1,353 | \$1,084 | \$1,389 | \$1,584 | \$43,931 |
| Firearm missile | 1 | 51 | 260 | \$2,480 | \$911 | \$1,261 | \$2,480 |
| Other and not elsewhere classified | 77 | 5,262 | 16,531 | \$1,046 | \$725 | \$910 | \$89,265 |
| Mechanism unspecified | 15 | 601 | 7,010 | \$699 | \$708 | \$1,098 | \$10,483 |
| Intentional injuries | 9 | 605 | 9,708 | \$2,015 | \$1,522 | \$1,904 | \$18,131 |
| Assault | 7 | 383 | 5,885 | \$1,423 | \$1,331 | \$1,704 | \$9,964 |
| Unarmed fight,striking by blunt/thrown object | 6 | 269 | 2,901 | \$1,400 | \$1,339 | \$1,694 | \$8,398 |
| Other mechanism | 1 | 107 | 2,655 | \$1,566 | \$1,283 | \$1,703 | \$1,566 |
| Self-inflicted | 2 | 214 | 3,644 | \$4,084 | \$1,906 | \$2,241 | \$8,167 |
| Poisoning | 1 | 141 | 2,328 | \$862 | \$2,071 | \$2,523 | \$862 |
| Cutting and piercing instrument | 1 | 50 | 1,031 | \$7,306 | \$1,369 | \$1,664 | \$7,306 |
| Injuries of undetermined intent | 1 | 57 | 969 | \$1,787 | \$1,645 | \$2,114 | \$1,787 |
| Adverse effects of medical treatment | 43 | 995 | 10,412 | \$618 | \$833 | \$1,330 | \$26,584 |

| Type of Injury**** | Hospital | Peer | State | Hospital | Peer | State | Hospital |
|-----------------------------|----------|--------|---------|----------|---------|---------|-----------|
| All Encounters | 709 | 22,399 | 181,796 | \$855 | \$838 | \$1,158 | \$654,223 |
| Fractures | 150 | 3,399 | 25,241 | \$1,204 | \$1,167 | \$1,486 | \$210,968 |
| Sprains | 92 | 4,121 | 37,520 | \$595 | \$682 | \$1,035 | \$60,600 |
| Intracranial | 25 | 729 | 5,789 | \$2,036 | \$2,183 | \$2,399 | \$58,106 |
| Open wounds | 213 | 5,843 | 42,497 | \$682 | \$657 | \$941 | \$147,611 |
| Superficial | 23 | 886 | 5,869 | \$379 | \$511 | \$720 | \$8,728 |
| Contusions | 68 | 2,936 | 23,697 | \$777 | \$737 | \$1,035 | \$52,846 |
| Foreign bodies | 16 | 470 | 3,926 | \$476 | \$569 | \$898 | \$7,613 |
| Burns | 5 | 368 | 2,712 | \$454 | \$473 | \$657 | \$2,268 |
| Complications | 37 | 1,343 | 13,886 | \$877 | \$936 | \$1,337 | \$32,467 |
| Poisoning and toxic effects | 9 | 741 | 7,414 | \$1,084 | \$1,005 | \$1,594 | \$9,756 |
| Other injury | 71 | 1,563 | 13,245 | \$891 | \$989 | \$1,216 | \$63,260 |

* Outliers were excluded in the calculation of average charges.
** Excludes professional fees.

*** Based on ICD-9 E-Code.
**** Based on Principal Diagnosis.

Health District of Hospital: Central Utah
Inpatient Peer group: Acute, rural, low CMI (n=16)

County: Sanpete
Ownership: Government

ED beds: 3
Affiliation: Freestanding

| Intent and mechanism of injury*** | # of Encounters | | | Average ER Charges (\$)* | | | Total Charges (\$)*** |
|---|-----------------|--------|---------|--------------------------|---------|---------|-----------------------|
| | Hospital | Peer | State | Hospital | Peer | State | Hospital |
| All Injury Encounters | 1,354 | 24,486 | 201,171 | \$487 | \$862 | \$1,202 | \$672,398 |
| Unintentional injuries | 1,264 | 22,755 | 179,391 | \$473 | \$844 | \$1,154 | \$606,301 |
| Falls | 379 | 5,567 | 58,180 | \$508 | \$951 | \$1,361 | \$192,394 |
| Motor vehicle traffic | 90 | 1,946 | 20,271 | \$756 | \$1,480 | \$1,512 | \$68,031 |
| Struck against or accidentally by object or persons | 161 | 2,513 | 25,926 | \$375 | \$682 | \$955 | \$60,313 |
| Overexertion and strenuous movements | 106 | 1,619 | 15,496 | \$386 | \$602 | \$913 | \$40,899 |
| Cutting or piercing instruments or objects | 130 | 1,724 | 13,441 | \$329 | \$562 | \$810 | \$42,819 |
| Natural and environmental factors | 72 | 985 | 6,522 | \$364 | \$587 | \$787 | \$26,191 |
| Poisoning | 16 | 330 | 4,032 | \$360 | \$1,050 | \$1,362 | \$5,756 |
| Fire and flames, hot subst/object caustic | 20 | 305 | 2,765 | \$440 | \$525 | \$709 | \$8,805 |
| Machinery | 16 | 187 | 1,125 | \$959 | \$814 | \$1,244 | \$15,340 |
| Pedal cyc,nontraffic/other | 32 | 544 | 3,862 | \$430 | \$865 | \$1,315 | \$13,775 |
| Motor vehicle, nontraffic | 40 | 697 | 2,525 | \$708 | \$1,308 | \$1,543 | \$31,013 |
| Other trans. [(E800-7,E826)(.0-.2,.8,.9)],E827-9,E831,E833-45 | 30 | 392 | 1,353 | \$805 | \$1,389 | \$1,584 | \$24,153 |
| Suffocation | 9 | 32 | 92 | \$230 | \$748 | \$1,324 | \$2,068 |
| Firearm missile | 4 | 51 | 260 | \$406 | \$911 | \$1,261 | \$1,622 |
| Other and not elsewhere classified | 128 | 5,262 | 16,531 | \$444 | \$725 | \$910 | \$61,772 |
| Mechanism unspecified | 31 | 601 | 7,010 | \$366 | \$708 | \$1,098 | \$11,350 |
| Intentional injuries | 26 | 605 | 9,708 | \$1,181 | \$1,522 | \$1,904 | \$34,712 |
| Assault | 17 | 383 | 5,885 | \$1,211 | \$1,331 | \$1,704 | \$20,594 |
| Unarmed fight,striking by blunt/thrown object | 12 | 269 | 2,901 | \$746 | \$1,339 | \$1,694 | \$8,954 |
| Cutting or piercing instrument | 2 | 6 | 288 | \$2,356 | \$1,569 | \$1,748 | \$4,711 |
| Other mechanism | 3 | 107 | 2,655 | \$2,310 | \$1,283 | \$1,703 | \$6,929 |
| Self-inflicted | 9 | 214 | 3,644 | \$1,118 | \$1,906 | \$2,241 | \$14,118 |
| Poisoning | 2 | 141 | 2,328 | \$1,670 | \$2,071 | \$2,523 | \$3,339 |
| Cutting and piercing instrument | 6 | 50 | 1,031 | \$700 | \$1,369 | \$1,664 | \$8,674 |
| Other mechanism | 1 | 17 | 227 | \$2,105 | \$1,820 | \$1,867 | \$2,105 |
| Injuries of undetermined intent | 5 | 57 | 969 | \$468 | \$1,645 | \$2,114 | \$2,339 |
| Adverse effects of medical treatment | 38 | 995 | 10,412 | \$480 | \$833 | \$1,330 | \$18,223 |
| Unknown | 21 | 74 | 691 | \$515 | \$612 | \$925 | \$10,823 |

| Type of Injury**** | Hospital | Peer | State | Hospital | Peer | State | Hospital |
|-----------------------------|----------|--------|---------|----------|---------|---------|-----------|
| All Encounters | 1,374 | 22,399 | 181,796 | \$479 | \$838 | \$1,158 | \$670,863 |
| Fractures | 192 | 3,399 | 25,241 | \$685 | \$1,167 | \$1,486 | \$131,476 |
| Sprains | 198 | 4,121 | 37,520 | \$385 | \$682 | \$1,035 | \$76,199 |
| Intracranial | 19 | 729 | 5,789 | \$798 | \$2,183 | \$2,399 | \$15,157 |
| Open wounds | 348 | 5,843 | 42,497 | \$408 | \$657 | \$941 | \$146,788 |
| Superficial | 54 | 886 | 5,869 | \$278 | \$511 | \$720 | \$15,030 |
| Contusions | 181 | 2,936 | 23,697 | \$458 | \$737 | \$1,035 | \$85,861 |
| Foreign bodies | 37 | 470 | 3,926 | \$280 | \$569 | \$898 | \$10,363 |
| Burns | 17 | 368 | 2,712 | \$455 | \$473 | \$657 | \$12,722 |
| Complications | 207 | 1,343 | 13,886 | \$514 | \$936 | \$1,337 | \$106,375 |
| Poisoning and toxic effects | 52 | 741 | 7,414 | \$409 | \$1,005 | \$1,594 | \$21,281 |
| Other injury | 69 | 1,563 | 13,245 | \$719 | \$989 | \$1,216 | \$49,611 |

* Outliers were excluded in the calculation of average charges.

** Excludes professional fees.

*** Based on ICD-9 E-Code.

**** Based on Principal Diagnosis.

Health District of Hospital: Wasatch County
Inpatient Peer group: Acute, rural, low CMI (n=16)

County: Wasatch
Ownership: Not for profit

ED beds: 5
Affiliation: Intermountain Healthcare

| Intent and mechanism of injury*** | # of Encounters | | | Average ER Charges (\$)* | | | Total Charges (\$)*** |
|---|-----------------|--------|---------|--------------------------|---------|---------|-----------------------|
| | Hospital | Peer | State | Hospital | Peer | State | Hospital |
| All Injury Encounters | 2,329 | 24,486 | 201,171 | \$846 | \$862 | \$1,202 | \$1,993,662 |
| Unintentional injuries | 2,148 | 22,755 | 179,391 | \$848 | \$844 | \$1,154 | \$1,840,566 |
| Falls | 701 | 5,567 | 58,180 | \$957 | \$951 | \$1,361 | \$672,334 |
| Motor vehicle traffic | 157 | 1,946 | 20,271 | \$1,212 | \$1,480 | \$1,512 | \$190,295 |
| Struck against or accidentally by object or persons | 240 | 2,513 | 25,926 | \$691 | \$682 | \$955 | \$165,804 |
| Overexertion and strenuous movements | 147 | 1,619 | 15,496 | \$570 | \$602 | \$913 | \$83,785 |
| Cutting or piercing instruments or objects | 200 | 1,724 | 13,441 | \$630 | \$562 | \$810 | \$130,983 |
| Natural and environmental factors | 127 | 985 | 6,522 | \$553 | \$587 | \$787 | \$70,275 |
| Poisoning | 45 | 330 | 4,032 | \$800 | \$1,050 | \$1,362 | \$36,013 |
| Fire and flames, hot subst/object caustic | 32 | 305 | 2,765 | \$498 | \$525 | \$709 | \$15,946 |
| Machinery | 20 | 187 | 1,125 | \$919 | \$814 | \$1,244 | \$18,388 |
| Pedal cyc,nontraffic/other | 57 | 544 | 3,862 | \$969 | \$865 | \$1,315 | \$55,205 |
| Motor vehicle, nontraffic | 104 | 697 | 2,525 | \$1,168 | \$1,308 | \$1,543 | \$133,142 |
| Other trans. [(E800-7,E826)(.0-.2,.8,.9)],E827-9,E831,E833-45 | 69 | 392 | 1,353 | \$1,204 | \$1,389 | \$1,584 | \$83,098 |
| Firearm missile | 6 | 51 | 260 | \$828 | \$911 | \$1,261 | \$4,965 |
| Other and not elsewhere classified | 168 | 5,262 | 16,531 | \$803 | \$725 | \$910 | \$134,961 |
| Mechanism unspecified | 75 | 601 | 7,010 | \$605 | \$708 | \$1,098 | \$45,372 |
| Intentional injuries | 45 | 605 | 9,708 | \$1,284 | \$1,522 | \$1,904 | \$57,801 |
| Assault | 32 | 383 | 5,885 | \$1,143 | \$1,331 | \$1,704 | \$36,586 |
| Unarmed fight,striking by blunt/thrown object | 15 | 269 | 2,901 | \$1,253 | \$1,339 | \$1,694 | \$18,799 |
| Other mechanism | 17 | 107 | 2,655 | \$1,046 | \$1,283 | \$1,703 | \$17,787 |
| Self-inflicted | 12 | 214 | 3,644 | \$1,730 | \$1,906 | \$2,241 | \$20,757 |
| Poisoning | 9 | 141 | 2,328 | \$1,901 | \$2,071 | \$2,523 | \$17,106 |
| Cutting and piercing instrument | 2 | 50 | 1,031 | \$1,209 | \$1,369 | \$1,664 | \$2,417 |
| Other mechanism | 1 | 17 | 227 | \$1,233 | \$1,820 | \$1,867 | \$1,233 |
| Other cause of violence | 1 | 8 | 179 | \$457 | \$610 | \$1,405 | \$457 |
| Injuries of undetermined intent | 1 | 57 | 969 | \$1,113 | \$1,645 | \$2,114 | \$1,113 |
| Adverse effects of medical treatment | 134 | 995 | 10,412 | \$671 | \$833 | \$1,330 | \$93,653 |
| Unknown | 1 | 74 | 691 | \$530 | \$612 | \$925 | \$530 |

| Type of Injury**** | Hospital | Peer | State | Hospital | Peer | State | Hospital |
|-----------------------------|----------|--------|---------|----------|---------|---------|-------------|
| All Encounters | 2,151 | 22,399 | 181,796 | \$850 | \$838 | \$1,158 | \$1,852,079 |
| Fractures | 326 | 3,399 | 25,241 | \$1,202 | \$1,167 | \$1,486 | \$398,552 |
| Sprains | 370 | 4,121 | 37,520 | \$715 | \$682 | \$1,035 | \$264,411 |
| Intracranial | 81 | 729 | 5,789 | \$1,766 | \$2,183 | \$2,399 | \$143,017 |
| Open wounds | 590 | 5,843 | 42,497 | \$722 | \$657 | \$941 | \$431,136 |
| Superficial | 51 | 886 | 5,869 | \$564 | \$511 | \$720 | \$31,196 |
| Contusions | 304 | 2,936 | 23,697 | \$719 | \$737 | \$1,035 | \$218,444 |
| Foreign bodies | 52 | 470 | 3,926 | \$459 | \$569 | \$898 | \$23,855 |
| Burns | 30 | 368 | 2,712 | \$514 | \$473 | \$657 | \$15,435 |
| Complications | 97 | 1,343 | 13,886 | \$909 | \$936 | \$1,337 | \$88,144 |
| Poisoning and toxic effects | 73 | 741 | 7,414 | \$788 | \$1,005 | \$1,594 | \$57,521 |
| Other injury | 177 | 1,563 | 13,245 | \$975 | \$989 | \$1,216 | \$180,368 |

* Outliers were excluded in the calculation of average charges.
** Excludes professional fees.

*** Based on ICD-9 E-Code.
**** Based on Principal Diagnosis.

Health District of Hospital: Salt Lake County
Inpatient Peer group: Acute, urban, high CMI (n=2)County: Salt Lake
Ownership: Not for profitED beds: 54
Affiliation: Intermountain Healthcare

| Intent and mechanism of injury*** | # of Encounters | | | Average ER Charges (\$)* | | | Total Charges (\$)*** |
|---|-----------------|--------|---------|--------------------------|---------|---------|-----------------------|
| | Hospital | Peer | State | Hospital | Peer | State | Hospital |
| All Injury Encounters | 18,009 | 25,296 | 201,171 | \$1,387 | \$1,308 | \$1,202 | \$28,801,944 |
| Unintentional injuries | 15,185 | 21,357 | 179,391 | \$1,319 | \$1,250 | \$1,154 | \$23,297,771 |
| Falls | 4,650 | 6,796 | 58,180 | \$1,551 | \$1,477 | \$1,361 | \$8,011,206 |
| Motor vehicle traffic | 2,523 | 3,375 | 20,271 | \$1,488 | \$1,458 | \$1,512 | \$5,435,064 |
| Struck against or accidentally by object or persons | 2,059 | 2,660 | 25,926 | \$1,051 | \$1,002 | \$955 | \$2,353,409 |
| Overexertion and strenuous movements | 1,236 | 1,788 | 15,496 | \$1,027 | \$909 | \$913 | \$1,333,835 |
| Cutting or piercing instruments or objects | 984 | 1,553 | 13,441 | \$1,029 | \$893 | \$810 | \$1,030,888 |
| Natural and environmental factors | 489 | 664 | 6,522 | \$841 | \$843 | \$787 | \$417,920 |
| Poisoning | 330 | 399 | 4,032 | \$1,665 | \$1,571 | \$1,362 | \$584,881 |
| Fire and flames, hot subst/object caustic | 201 | 349 | 2,765 | \$729 | \$767 | \$709 | \$151,892 |
| Machinery | 108 | 168 | 1,125 | \$1,663 | \$1,523 | \$1,244 | \$186,674 |
| Pedal cyc,nontraffic/other | 293 | 539 | 3,862 | \$1,700 | \$1,448 | \$1,315 | \$577,403 |
| Motor vehicle, nontraffic | 129 | 189 | 2,525 | \$1,580 | \$1,603 | \$1,543 | \$267,932 |
| Other trans. [(E800-7,E826)(.0-.2,.8,.9)],E827-9,E831,E833-45 | 87 | 120 | 1,353 | \$1,629 | \$1,579 | \$1,584 | \$176,764 |
| Suffocation | 5 | 8 | 92 | \$1,941 | \$1,546 | \$1,324 | \$9,705 |
| Firearm missile | 18 | 33 | 260 | \$1,226 | \$1,169 | \$1,261 | \$27,229 |
| Other and not elsewhere classified | 941 | 1,319 | 16,531 | \$1,141 | \$1,103 | \$910 | \$1,155,186 |
| Mechanism unspecified | 1,132 | 1,397 | 7,010 | \$1,293 | \$1,217 | \$1,098 | \$1,577,782 |
| Intentional injuries | 1,216 | 1,908 | 9,708 | \$2,022 | \$1,804 | \$1,904 | \$2,856,881 |
| Assault | 743 | 1,201 | 5,885 | \$1,726 | \$1,610 | \$1,704 | \$1,556,988 |
| Unarmed fight,striking by blunt/thrown object | 346 | 605 | 2,901 | \$1,716 | \$1,650 | \$1,694 | \$697,714 |
| Cutting or piercing instrument | 40 | 83 | 288 | \$1,836 | \$1,566 | \$1,748 | \$162,272 |
| Firearm | 10 | 15 | 41 | \$2,569 | \$2,309 | \$2,267 | \$33,667 |
| Other mechanism | 347 | 498 | 2,655 | \$1,706 | \$1,547 | \$1,703 | \$663,334 |
| Self-inflicted | 449 | 670 | 3,644 | \$2,540 | \$2,170 | \$2,241 | \$1,250,921 |
| Poisoning | 299 | 421 | 2,328 | \$2,800 | \$2,448 | \$2,523 | \$879,414 |
| Cutting and piercing instrument | 122 | 195 | 1,031 | \$2,003 | \$1,693 | \$1,664 | \$295,318 |
| Suffocation | 3 | 6 | 58 | \$2,258 | \$1,682 | \$2,773 | \$6,625 |
| Other mechanism | 25 | 48 | 227 | \$2,023 | \$1,685 | \$1,867 | \$69,564 |
| Other cause of violence | 24 | 37 | 179 | \$1,321 | \$1,244 | \$1,405 | \$48,973 |
| Injuries of undetermined intent | 144 | 198 | 969 | \$2,242 | \$2,079 | \$2,114 | \$329,686 |
| Adverse effects of medical treatment | 1,307 | 1,647 | 10,412 | \$1,533 | \$1,425 | \$1,330 | \$2,125,308 |
| Unknown | 157 | 186 | 691 | \$1,180 | \$1,143 | \$925 | \$192,298 |

| Type of Injury**** | Hospital | Peer | State | Hospital | Peer | State | Hospital |
|-----------------------------|----------|--------|---------|----------|---------|---------|--------------|
| All Encounters | 14,834 | 21,307 | 181,796 | \$1,311 | \$1,241 | \$1,158 | \$22,506,535 |
| Fractures | 1,759 | 2,571 | 25,241 | \$1,638 | \$1,597 | \$1,486 | \$3,297,836 |
| Sprains | 3,219 | 4,647 | 37,520 | \$1,057 | \$1,017 | \$1,035 | \$3,820,952 |
| Intracranial | 496 | 685 | 5,789 | \$2,537 | \$2,387 | \$2,399 | \$1,445,699 |
| Open wounds | 2,984 | 4,328 | 42,497 | \$1,164 | \$1,087 | \$941 | \$4,043,791 |
| Superficial | 458 | 726 | 5,869 | \$856 | \$794 | \$720 | \$488,784 |
| Contusions | 2,251 | 3,198 | 23,697 | \$1,146 | \$1,117 | \$1,035 | \$3,248,118 |
| Foreign bodies | 283 | 376 | 3,926 | \$1,053 | \$1,102 | \$898 | \$297,870 |
| Burns | 182 | 342 | 2,712 | \$664 | \$713 | \$657 | \$122,955 |
| Complications | 1,406 | 1,883 | 13,886 | \$1,517 | \$1,446 | \$1,337 | \$2,546,407 |
| Poisoning and toxic effects | 694 | 894 | 7,414 | \$1,985 | \$1,846 | \$1,594 | \$1,438,273 |
| Other injury | 1,102 | 1,657 | 13,245 | \$1,409 | \$1,299 | \$1,216 | \$1,755,849 |

* Outliers were excluded in the calculation of average charges.

** Excludes professional fees.

*** Based on ICD-9 E-Code.

**** Based on Principal Diagnosis.

Health District of Hospital: Salt Lake County
Inpatient Peer group: Acute, urban, low CMI (n=6)

County: Salt Lake
Ownership: Investor-owned

ED beds: 10
Affiliation: IASIS Health Care

| Intent and mechanism of injury*** | # of Encounters | | | Average ER Charges (\$)* | | | Total Charges (\$)*** |
|---|-----------------|--------|---------|--------------------------|---------|---------|-----------------------|
| | Hospital | Peer | State | Hospital | Peer | State | Hospital |
| All Injury Encounters | 9,214 | 34,869 | 201,171 | \$1,451 | \$1,174 | \$1,202 | \$14,990,451 |
| Unintentional injuries | 8,070 | 31,331 | 179,391 | \$1,380 | \$1,130 | \$1,154 | \$12,361,195 |
| Falls | 2,459 | 10,225 | 58,180 | \$1,629 | \$1,305 | \$1,361 | \$4,370,513 |
| Motor vehicle traffic | 1,000 | 3,545 | 20,271 | \$1,697 | \$1,330 | \$1,512 | \$2,009,560 |
| Struck against or accidentally by object or persons | 1,220 | 5,578 | 25,926 | \$1,201 | \$972 | \$955 | \$1,561,720 |
| Overexertion and strenuous movements | 917 | 2,569 | 15,496 | \$1,038 | \$907 | \$913 | \$1,003,500 |
| Cutting or piercing instruments or objects | 596 | 2,388 | 13,441 | \$927 | \$808 | \$810 | \$583,600 |
| Natural and environmental factors | 248 | 929 | 6,522 | \$1,210 | \$845 | \$787 | \$318,526 |
| Poisoning | 237 | 805 | 4,032 | \$1,683 | \$1,446 | \$1,362 | \$432,521 |
| Fire and flames, hot subst/object caustic | 128 | 461 | 2,765 | \$858 | \$689 | \$709 | \$112,461 |
| Machinery | 81 | 186 | 1,125 | \$1,512 | \$1,310 | \$1,244 | \$141,303 |
| Pedal cyc,nontraffic/other | 167 | 721 | 3,862 | \$1,896 | \$1,445 | \$1,315 | \$379,670 |
| Motor vehicle, nontraffic | 64 | 279 | 2,525 | \$1,634 | \$1,502 | \$1,543 | \$151,973 |
| Other trans. [(E800-7,E826)(.0-.2,.8,.9)],E827-9,E831,E833-45 | 49 | 186 | 1,353 | \$1,883 | \$1,619 | \$1,584 | \$97,811 |
| Suffocation | 3 | 11 | 92 | \$1,053 | \$1,203 | \$1,324 | \$3,158 |
| Firearm missile | 9 | 33 | 260 | \$1,514 | \$1,279 | \$1,261 | \$13,629 |
| Other and not elsewhere classified | 622 | 2,492 | 16,531 | \$1,250 | \$985 | \$910 | \$873,068 |
| Mechanism unspecified | 270 | 923 | 7,010 | \$1,005 | \$1,022 | \$1,098 | \$308,182 |
| Intentional injuries | 517 | 1,427 | 9,708 | \$2,140 | \$1,866 | \$1,904 | \$1,226,719 |
| Assault | 287 | 717 | 5,885 | \$1,767 | \$1,534 | \$1,704 | \$619,035 |
| Unarmed fight,striking by blunt/thrown object | 94 | 248 | 2,901 | \$1,881 | \$1,524 | \$1,694 | \$183,081 |
| Cutting or piercing instrument | 14 | 23 | 288 | \$2,846 | \$2,101 | \$1,748 | \$52,168 |
| Firearm | 2 | 6 | 41 | \$2,307 | \$2,623 | \$2,267 | \$14,511 |
| Other mechanism | 177 | 440 | 2,655 | \$1,619 | \$1,500 | \$1,703 | \$369,274 |
| Self-inflicted | 222 | 690 | 3,644 | \$2,584 | \$2,212 | \$2,241 | \$590,509 |
| Poisoning | 155 | 484 | 2,328 | \$2,697 | \$2,393 | \$2,523 | \$429,312 |
| Cutting and piercing instrument | 60 | 174 | 1,031 | \$2,144 | \$1,738 | \$1,664 | \$134,884 |
| Suffocation | 5 | 13 | 58 | \$3,708 | \$2,940 | \$2,773 | \$18,540 |
| Other mechanism | 2 | 19 | 227 | \$3,886 | \$1,429 | \$1,867 | \$7,773 |
| Other cause of violence | 8 | 20 | 179 | \$2,147 | \$1,449 | \$1,405 | \$17,176 |
| Injuries of undetermined intent | 30 | 108 | 969 | \$2,127 | \$1,789 | \$2,114 | \$74,358 |
| Adverse effects of medical treatment | 592 | 1,863 | 10,412 | \$1,817 | \$1,380 | \$1,330 | \$1,323,949 |
| Unknown | 5 | 140 | 691 | \$846 | \$901 | \$925 | \$4,230 |

| Type of Injury**** | Hospital | Peer | State | Hospital | Peer | State | Hospital |
|-----------------------------|----------|--------|---------|----------|---------|---------|--------------|
| All Encounters | 8,492 | 32,198 | 181,796 | \$1,395 | \$1,131 | \$1,158 | \$13,262,320 |
| Fractures | 1,160 | 4,439 | 25,241 | \$1,893 | \$1,425 | \$1,486 | \$2,467,567 |
| Sprains | 2,080 | 7,021 | 37,520 | \$1,227 | \$989 | \$1,035 | \$2,705,362 |
| Intracranial | 274 | 945 | 5,789 | \$2,403 | \$2,191 | \$2,399 | \$673,825 |
| Open wounds | 1,897 | 7,631 | 42,497 | \$1,113 | \$943 | \$941 | \$2,296,463 |
| Superficial | 232 | 819 | 5,869 | \$896 | \$749 | \$720 | \$219,394 |
| Contusions | 1,036 | 3,779 | 23,697 | \$1,122 | \$990 | \$1,035 | \$1,482,567 |
| Foreign bodies | 172 | 716 | 3,926 | \$1,142 | \$878 | \$898 | \$264,282 |
| Burns | 108 | 421 | 2,712 | \$867 | \$673 | \$657 | \$96,168 |
| Complications | 491 | 2,566 | 13,886 | \$1,846 | \$1,298 | \$1,337 | \$1,008,588 |
| Poisoning and toxic effects | 432 | 1,438 | 7,414 | \$1,945 | \$1,640 | \$1,594 | \$889,499 |
| Other injury | 610 | 2,423 | 13,245 | \$1,545 | \$1,223 | \$1,216 | \$1,158,604 |

* Outliers were excluded in the calculation of average charges.
** Excludes professional fees.

*** Based on ICD-9 E-Code.
**** Based on Principal Diagnosis.

Health District of Hospital: Southwest Utah
Inpatient Peer group: Acute, rural, low CMI (n=16)

County: Kane
Ownership: Government

ED beds: 1
Affiliation: Management

| Intent and mechanism of injury*** | # of Encounters | | | Average ER Charges (\$)* | | | Total Charges (\$)*** |
|---|-----------------|--------|---------|--------------------------|---------|---------|-----------------------|
| | Hospital | Peer | State | Hospital | Peer | State | Hospital |
| All Injury Encounters | 978 | 24,486 | 201,171 | \$383 | \$862 | \$1,202 | \$374,263 |
| Unintentional injuries | 925 | 22,755 | 179,391 | \$377 | \$844 | \$1,154 | \$348,475 |
| Falls | 293 | 5,567 | 58,180 | \$345 | \$951 | \$1,361 | \$101,118 |
| Motor vehicle traffic | 152 | 1,946 | 20,271 | \$516 | \$1,480 | \$1,512 | \$78,452 |
| Struck against or accidentally by object or persons | 106 | 2,513 | 25,926 | \$340 | \$682 | \$955 | \$36,010 |
| Overexertion and strenuous movements | 73 | 1,619 | 15,496 | \$282 | \$602 | \$913 | \$20,586 |
| Cutting or piercing instruments or objects | 69 | 1,724 | 13,441 | \$332 | \$562 | \$810 | \$22,929 |
| Natural and environmental factors | 70 | 985 | 6,522 | \$323 | \$587 | \$787 | \$22,626 |
| Poisoning | 11 | 330 | 4,032 | \$438 | \$1,050 | \$1,362 | \$4,819 |
| Fire and flames, hot subst/object caustic | 11 | 305 | 2,765 | \$289 | \$525 | \$709 | \$3,182 |
| Machinery | 8 | 187 | 1,125 | \$391 | \$814 | \$1,244 | \$3,130 |
| Pedal cyc,nontraffic/other | 13 | 544 | 3,862 | \$294 | \$865 | \$1,315 | \$3,818 |
| Motor vehicle, nontraffic | 46 | 697 | 2,525 | \$504 | \$1,308 | \$1,543 | \$23,191 |
| Other trans. [(E800-7,E826)(.0-.2,.8,.9)],E827-9,E831,E833-45 | 9 | 392 | 1,353 | \$458 | \$1,389 | \$1,584 | \$4,122 |
| Suffocation | 1 | 32 | 92 | \$160 | \$748 | \$1,324 | \$160 |
| Firearm missile | 3 | 51 | 260 | \$861 | \$911 | \$1,261 | \$2,583 |
| Other and not elsewhere classified | 46 | 5,262 | 16,531 | \$338 | \$725 | \$910 | \$15,203 |
| Mechanism unspecified | 14 | 601 | 7,010 | \$468 | \$708 | \$1,098 | \$6,546 |
| Intentional injuries | 20 | 605 | 9,708 | \$515 | \$1,522 | \$1,904 | \$10,306 |
| Assault | 9 | 383 | 5,885 | \$470 | \$1,331 | \$1,704 | \$4,227 |
| Unarmed fight,striking by blunt/thrown object | 4 | 269 | 2,901 | \$420 | \$1,339 | \$1,694 | \$1,680 |
| Other mechanism | 5 | 107 | 2,655 | \$509 | \$1,283 | \$1,703 | \$2,547 |
| Self-inflicted | 11 | 214 | 3,644 | \$553 | \$1,906 | \$2,241 | \$6,079 |
| Poisoning | 4 | 141 | 2,328 | \$730 | \$2,071 | \$2,523 | \$2,920 |
| Cutting and piercing instrument | 5 | 50 | 1,031 | \$496 | \$1,369 | \$1,664 | \$2,479 |
| Other mechanism | 2 | 17 | 227 | \$341 | \$1,820 | \$1,867 | \$681 |
| Injuries of undetermined intent | 2 | 57 | 969 | \$612 | \$1,645 | \$2,114 | \$1,225 |
| Adverse effects of medical treatment | 30 | 995 | 10,412 | \$470 | \$833 | \$1,330 | \$14,098 |
| Unknown | 1 | 74 | 691 | \$160 | \$612 | \$925 | \$160 |

| Type of Injury**** | Hospital | Peer | State | Hospital | Peer | State | Hospital |
|-----------------------------|----------|--------|---------|----------|---------|---------|-----------|
| All Encounters | 906 | 22,399 | 181,796 | \$384 | \$838 | \$1,158 | \$347,650 |
| Fractures | 174 | 3,399 | 25,241 | \$475 | \$1,167 | \$1,486 | \$82,667 |
| Sprains | 179 | 4,121 | 37,520 | \$294 | \$682 | \$1,035 | \$52,691 |
| Intracranial | 40 | 729 | 5,789 | \$453 | \$2,183 | \$2,399 | \$18,131 |
| Open wounds | 241 | 5,843 | 42,497 | \$384 | \$657 | \$941 | \$92,625 |
| Superficial | 39 | 886 | 5,869 | \$308 | \$511 | \$720 | \$12,011 |
| Contusions | 124 | 2,936 | 23,697 | \$295 | \$737 | \$1,035 | \$36,613 |
| Foreign bodies | 8 | 470 | 3,926 | \$214 | \$569 | \$898 | \$1,711 |
| Burns | 14 | 368 | 2,712 | \$316 | \$473 | \$657 | \$4,425 |
| Complications | 8 | 1,343 | 13,886 | \$230 | \$936 | \$1,337 | \$1,838 |
| Poisoning and toxic effects | 28 | 741 | 7,414 | \$416 | \$1,005 | \$1,594 | \$11,659 |
| Other injury | 51 | 1,563 | 13,245 | \$653 | \$989 | \$1,216 | \$33,279 |

* Outliers were excluded in the calculation of average charges.
** Excludes professional fees.

*** Based on ICD-9 E-Code.
**** Based on Principal Diagnosis.

Health District of Hospital: Davis County
Inpatient Peer group: Acute, urban, lower medium CMI (n=7)

County: Davis
Ownership: Investor-owned

ED beds: 11
Affiliation: Mountainstar Healthcare

| Intent and mechanism of injury*** | # of Encounters | | | Average ER Charges (\$)* | | | Total Charges (\$)*** |
|---|-----------------|--------|---------|--------------------------|---------|---------|-----------------------|
| | Hospital | Peer | State | Hospital | Peer | State | Hospital |
| All Injury Encounters | 4,611 | 37,973 | 201,171 | \$1,520 | \$1,458 | \$1,202 | \$7,827,307 |
| Unintentional injuries | 4,143 | 33,889 | 179,391 | \$1,462 | \$1,390 | \$1,154 | \$6,731,149 |
| Falls | 1,508 | 11,322 | 58,180 | \$1,821 | \$1,697 | \$1,361 | \$3,050,815 |
| Motor vehicle traffic | 464 | 3,972 | 20,271 | \$1,673 | \$1,679 | \$1,512 | \$914,606 |
| Struck against or accidentally by object or persons | 556 | 5,008 | 25,926 | \$1,226 | \$1,138 | \$955 | \$701,438 |
| Overexertion and strenuous movements | 512 | 3,453 | 15,496 | \$1,076 | \$1,120 | \$913 | \$556,988 |
| Cutting or piercing instruments or objects | 344 | 2,867 | 13,441 | \$877 | \$890 | \$810 | \$301,651 |
| Natural and environmental factors | 149 | 1,264 | 6,522 | \$928 | \$922 | \$787 | \$157,037 |
| Poisoning | 116 | 885 | 4,032 | \$1,544 | \$1,593 | \$1,362 | \$198,225 |
| Fire and flames, hot subst/object caustic | 51 | 522 | 2,765 | \$636 | \$870 | \$709 | \$32,436 |
| Machinery | 12 | 185 | 1,125 | \$1,302 | \$1,440 | \$1,244 | \$19,752 |
| Pedal cyc,nontraffic/other | 50 | 583 | 3,862 | \$1,982 | \$1,566 | \$1,315 | \$120,050 |
| Motor vehicle, nontraffic | 43 | 303 | 2,525 | \$1,761 | \$1,993 | \$1,543 | \$107,277 |
| Other trans. [(E800-7,E826)(.0-.2,.8,.9)],E827-9,E831,E833-45 | 16 | 168 | 1,353 | \$2,807 | \$2,155 | \$1,584 | \$44,918 |
| Suffocation | 1 | 9 | 92 | . | \$878 | \$1,324 | \$20,167 |
| Firearm missile | 3 | 38 | 260 | \$1,895 | \$1,413 | \$1,261 | \$5,686 |
| Other and not elsewhere classified | 276 | 2,073 | 16,531 | \$1,319 | \$1,179 | \$910 | \$420,974 |
| Mechanism unspecified | 42 | 1,237 | 7,010 | \$1,722 | \$1,394 | \$1,098 | \$79,129 |
| Intentional injuries | 201 | 2,289 | 9,708 | \$2,168 | \$2,218 | \$1,904 | \$459,670 |
| Assault | 105 | 1,416 | 5,885 | \$1,886 | \$1,972 | \$1,704 | \$215,780 |
| Unarmed fight,striking by blunt/thrown object | 58 | 714 | 2,901 | \$1,912 | \$2,035 | \$1,694 | \$124,977 |
| Cutting or piercing instrument | 3 | 73 | 288 | \$1,064 | \$1,813 | \$1,748 | \$7,204 |
| Other mechanism | 44 | 622 | 2,655 | \$1,894 | \$1,920 | \$1,703 | \$83,599 |
| Self-inflicted | 90 | 838 | 3,644 | \$2,467 | \$2,630 | \$2,241 | \$230,222 |
| Poisoning | 56 | 574 | 2,328 | \$2,655 | \$2,944 | \$2,523 | \$156,522 |
| Cutting and piercing instrument | 20 | 199 | 1,031 | \$1,921 | \$1,859 | \$1,664 | \$38,427 |
| Suffocation | 1 | 11 | 58 | \$2,509 | \$2,929 | \$2,773 | \$2,509 |
| Other mechanism | 13 | 54 | 227 | \$2,520 | \$2,207 | \$1,867 | \$32,764 |
| Other cause of violence | 6 | 35 | 179 | \$2,278 | \$2,074 | \$1,405 | \$13,668 |
| Injuries of undetermined intent | 12 | 117 | 969 | \$3,565 | \$3,352 | \$2,114 | \$42,783 |
| Adverse effects of medical treatment | 253 | 1,661 | 10,412 | \$1,892 | \$1,715 | \$1,330 | \$591,746 |
| Unknown | 2 | 17 | 691 | \$980 | \$1,368 | \$925 | \$1,959 |
| Type of Injury**** | Hospital | Peer | State | Hospital | Peer | State | Hospital |
| All Encounters | 4,070 | 35,538 | 181,796 | \$1,430 | \$1,384 | \$1,158 | \$6,452,040 |
| Fractures | 654 | 4,462 | 25,241 | \$1,880 | \$1,909 | \$1,486 | \$1,421,920 |
| Sprains | 932 | 8,747 | 37,520 | \$1,211 | \$1,272 | \$1,035 | \$1,207,827 |
| Intracranial | 126 | 1,042 | 5,789 | \$3,312 | \$2,908 | \$2,399 | \$417,313 |
| Open wounds | 940 | 8,242 | 42,497 | \$1,090 | \$1,036 | \$941 | \$1,110,530 |
| Superficial | 98 | 1,188 | 5,869 | \$895 | \$864 | \$720 | \$98,914 |
| Contusions | 472 | 4,655 | 23,697 | \$1,257 | \$1,239 | \$1,035 | \$678,735 |
| Foreign bodies | 91 | 717 | 3,926 | \$1,142 | \$1,192 | \$898 | \$141,274 |
| Burns | 52 | 510 | 2,712 | \$653 | \$859 | \$657 | \$33,974 |
| Complications | 201 | 1,943 | 13,886 | \$2,139 | \$1,766 | \$1,337 | \$476,376 |
| Poisoning and toxic effects | 202 | 1,635 | 7,414 | \$1,781 | \$1,951 | \$1,594 | \$386,307 |
| Other injury | 302 | 2,397 | 13,245 | \$1,403 | \$1,430 | \$1,216 | \$478,870 |

* Outliers were excluded in the calculation of average charges.

** Excludes professional fees.

*** Based on ICD-9 E-Code.

**** Based on Principal Diagnosis.

Health District of Hospital: Salt Lake County
Inpatient Peer group: Acute, urban, lower medium CMI (n=7)

County: Salt Lake
Ownership: Not for profit

ED beds: 24
Affiliation: Intermountain Healthcare

| Intent and mechanism of injury*** | # of Encounters | | | Average ER Charges (\$)* | | | Total Charges (\$)*** |
|---|-----------------|--------|---------|--------------------------|---------|---------|-----------------------|
| | Hospital | Peer | State | Hospital | Peer | State | Hospital |
| All Injury Encounters | 5,322 | 37,973 | 201,171 | \$1,400 | \$1,458 | \$1,202 | \$8,175,674 |
| Unintentional injuries | 4,490 | 33,889 | 179,391 | \$1,319 | \$1,390 | \$1,154 | \$6,501,652 |
| Falls | 1,563 | 11,322 | 58,180 | \$1,621 | \$1,697 | \$1,361 | \$2,739,289 |
| Motor vehicle traffic | 615 | 3,972 | 20,271 | \$1,445 | \$1,679 | \$1,512 | \$1,120,725 |
| Struck against or accidentally by object or persons | 477 | 5,008 | 25,926 | \$998 | \$1,138 | \$955 | \$491,567 |
| Overexertion and strenuous movements | 225 | 3,453 | 15,496 | \$837 | \$1,120 | \$913 | \$191,683 |
| Cutting or piercing instruments or objects | 417 | 2,867 | 13,441 | \$948 | \$890 | \$810 | \$395,408 |
| Natural and environmental factors | 177 | 1,264 | 6,522 | \$838 | \$922 | \$787 | \$148,249 |
| Poisoning | 57 | 885 | 4,032 | \$1,881 | \$1,593 | \$1,362 | \$107,234 |
| Fire and flames, hot subst/object caustic | 76 | 522 | 2,765 | \$754 | \$870 | \$709 | \$60,916 |
| Machinery | 29 | 185 | 1,125 | \$1,372 | \$1,440 | \$1,244 | \$41,275 |
| Pedal cyc,nontraffic/other | 126 | 583 | 3,862 | \$1,412 | \$1,566 | \$1,315 | \$217,075 |
| Motor vehicle, nontraffic | 24 | 303 | 2,525 | \$1,804 | \$1,993 | \$1,543 | \$43,287 |
| Other trans. [(E800-7,E826)(.0-.2,.8,.9)],E827-9,E831,E833-45 | 20 | 168 | 1,353 | \$1,263 | \$2,155 | \$1,584 | \$29,476 |
| Firearm missile | 4 | 38 | 260 | \$1,557 | \$1,413 | \$1,261 | \$6,227 |
| Other and not elsewhere classified | 309 | 2,073 | 16,531 | \$1,151 | \$1,179 | \$910 | \$394,374 |
| Mechanism unspecified | 371 | 1,237 | 7,010 | \$1,328 | \$1,394 | \$1,098 | \$514,868 |
| Intentional injuries | 477 | 2,289 | 9,708 | \$2,068 | \$2,218 | \$1,904 | \$1,101,963 |
| Assault | 385 | 1,416 | 5,885 | \$2,054 | \$1,972 | \$1,704 | \$896,900 |
| Unarmed fight,striking by blunt/thrown object | 130 | 714 | 2,901 | \$2,179 | \$2,035 | \$1,694 | \$313,115 |
| Cutting or piercing instrument | 30 | 73 | 288 | \$1,535 | \$1,813 | \$1,748 | \$58,676 |
| Firearm | 3 | 7 | 41 | \$2,192 | \$1,874 | \$2,267 | \$6,576 |
| Other mechanism | 222 | 622 | 2,655 | \$2,049 | \$1,920 | \$1,703 | \$518,533 |
| Self-inflicted | 90 | 838 | 3,644 | \$2,136 | \$2,630 | \$2,241 | \$201,689 |
| Poisoning | 48 | 574 | 2,328 | \$2,479 | \$2,944 | \$2,523 | \$118,982 |
| Cutting and piercing instrument | 36 | 199 | 1,031 | \$1,631 | \$1,859 | \$1,664 | \$68,670 |
| Other mechanism | 6 | 54 | 227 | \$2,339 | \$2,207 | \$1,867 | \$14,037 |
| Other cause of violence | 2 | 35 | 179 | \$1,687 | \$2,074 | \$1,405 | \$3,375 |
| Injuries of undetermined intent | 8 | 117 | 969 | \$2,450 | \$3,352 | \$2,114 | \$19,601 |
| Adverse effects of medical treatment | 343 | 1,661 | 10,412 | \$1,533 | \$1,715 | \$1,330 | \$541,710 |
| Unknown | 4 | 17 | 691 | \$1,742 | \$1,368 | \$925 | \$10,748 |
| Type of Injury**** | Hospital | Peer | State | Hospital | Peer | State | Hospital |
| All Encounters | 4,554 | 35,538 | 181,796 | \$1,296 | \$1,384 | \$1,158 | \$6,555,655 |
| Fractures | 616 | 4,462 | 25,241 | \$1,665 | \$1,909 | \$1,486 | \$1,216,118 |
| Sprains | 885 | 8,747 | 37,520 | \$961 | \$1,272 | \$1,035 | \$943,612 |
| Intracranial | 83 | 1,042 | 5,789 | \$2,532 | \$2,908 | \$2,399 | \$225,836 |
| Open wounds | 1,073 | 8,242 | 42,497 | \$1,128 | \$1,036 | \$941 | \$1,270,777 |
| Superficial | 161 | 1,188 | 5,869 | \$812 | \$864 | \$720 | \$153,459 |
| Contusions | 684 | 4,655 | 23,697 | \$1,227 | \$1,239 | \$1,035 | \$940,341 |
| Foreign bodies | 88 | 717 | 3,926 | \$1,175 | \$1,192 | \$898 | \$103,401 |
| Burns | 69 | 510 | 2,712 | \$647 | \$859 | \$657 | \$50,518 |
| Complications | 443 | 1,943 | 13,886 | \$1,767 | \$1,766 | \$1,337 | \$877,128 |
| Poisoning and toxic effects | 116 | 1,635 | 7,414 | \$1,818 | \$1,951 | \$1,594 | \$210,915 |
| Other injury | 336 | 2,397 | 13,245 | \$1,508 | \$1,430 | \$1,216 | \$563,550 |

* Outliers were excluded in the calculation of average charges.

** Excludes professional fees.

*** Based on ICD-9 E-Code.

**** Based on Principal Diagnosis.

Health District of Hospital: Bear River
Inpatient Peer group: Acute, rural, high CMI (n=7)

County: Cache
Ownership: Not for profit

ED beds: 16
Affiliation: Intermountain Healthcare

| Intent and mechanism of injury*** | # of Encounters | | | Average ER Charges (\$)* | | | Total Charges (\$)*** |
|---|-----------------|--------|---------|--------------------------|---------|---------|-----------------------|
| | Hospital | Peer | State | Hospital | Peer | State | Hospital |
| All Injury Encounters | 6,697 | 31,596 | 201,171 | \$998 | \$989 | \$1,202 | \$7,022,809 |
| Unintentional injuries | 5,965 | 28,627 | 179,391 | \$985 | \$968 | \$1,154 | \$6,185,344 |
| Falls | 1,934 | 9,144 | 58,180 | \$1,123 | \$1,120 | \$1,361 | \$2,201,500 |
| Motor vehicle traffic | 674 | 3,126 | 20,271 | \$1,368 | \$1,431 | \$1,512 | \$1,067,840 |
| Struck against or accidentally by object or persons | 801 | 4,113 | 25,926 | \$785 | \$780 | \$955 | \$655,771 |
| Overexertion and strenuous movements | 486 | 2,486 | 15,496 | \$695 | \$695 | \$913 | \$342,047 |
| Cutting or piercing instruments or objects | 451 | 2,050 | 13,441 | \$659 | \$622 | \$810 | \$297,409 |
| Natural and environmental factors | 228 | 1,125 | 6,522 | \$695 | \$643 | \$787 | \$187,123 |
| Poisoning | 129 | 578 | 4,032 | \$1,015 | \$968 | \$1,362 | \$136,581 |
| Fire and flames, hot subst/object caustic | 128 | 519 | 2,765 | \$542 | \$548 | \$709 | \$69,366 |
| Machinery | 57 | 219 | 1,125 | \$1,069 | \$1,018 | \$1,244 | \$60,940 |
| Pedal cyc,nontraffic/other | 119 | 579 | 3,862 | \$1,235 | \$1,192 | \$1,315 | \$153,750 |
| Motor vehicle, nontraffic | 124 | 708 | 2,525 | \$1,652 | \$1,503 | \$1,543 | \$230,988 |
| Other trans. [(E800-7,E826)(.0-.2,.8,.9)],E827-9,E831,E833-45 | 70 | 268 | 1,353 | \$1,649 | \$1,437 | \$1,584 | \$119,861 |
| Suffocation | 4 | 8 | 92 | \$1,541 | \$1,492 | \$1,324 | \$6,162 |
| Firearm missile | 6 | 54 | 260 | \$1,161 | \$1,286 | \$1,261 | \$6,968 |
| Other and not elsewhere classified | 569 | 2,505 | 16,531 | \$838 | \$773 | \$910 | \$491,690 |
| Mechanism unspecified | 185 | 1,145 | 7,010 | \$828 | \$839 | \$1,098 | \$157,349 |
| Intentional injuries | 205 | 1,082 | 9,708 | \$1,473 | \$1,492 | \$1,904 | \$309,640 |
| Assault | 117 | 662 | 5,885 | \$1,199 | \$1,340 | \$1,704 | \$148,442 |
| Unarmed fight,striking by blunt/thrown object | 88 | 420 | 2,901 | \$1,357 | \$1,322 | \$1,694 | \$127,272 |
| Cutting or piercing instrument | 8 | 19 | 288 | \$893 | \$1,263 | \$1,748 | \$7,148 |
| Firearm | 1 | 2 | 41 | \$1,564 | \$1,005 | \$2,267 | \$1,564 |
| Other mechanism | 20 | 221 | 2,655 | \$623 | \$1,382 | \$1,703 | \$12,458 |
| Self-inflicted | 83 | 391 | 3,644 | \$1,880 | \$1,798 | \$2,241 | \$156,023 |
| Poisoning | 49 | 230 | 2,328 | \$1,946 | \$1,996 | \$2,523 | \$95,363 |
| Cutting and piercing instrument | 25 | 123 | 1,031 | \$1,460 | \$1,185 | \$1,664 | \$36,508 |
| Suffocation | 2 | 9 | 58 | \$3,245 | \$3,417 | \$2,773 | \$6,489 |
| Other mechanism | 7 | 29 | 227 | \$2,523 | \$2,454 | \$1,867 | \$17,663 |
| Other cause of violence | 5 | 29 | 179 | \$1,035 | \$912 | \$1,405 | \$5,175 |
| Injuries of undetermined intent | 24 | 140 | 969 | \$1,122 | \$1,639 | \$2,114 | \$34,100 |
| Adverse effects of medical treatment | 368 | 1,579 | 10,412 | \$1,040 | \$982 | \$1,330 | \$397,425 |
| Unknown | 135 | 168 | 691 | \$713 | \$784 | \$925 | \$96,300 |

| Type of Injury**** | Hospital | Peer | State | Hospital | Peer | State | Hospital |
|-----------------------------|----------|--------|---------|----------|---------|---------|-------------|
| All Encounters | 5,685 | 27,913 | 181,796 | \$976 | \$974 | \$1,158 | \$5,867,046 |
| Fractures | 822 | 4,170 | 25,241 | \$1,439 | \$1,322 | \$1,486 | \$1,282,259 |
| Sprains | 618 | 5,008 | 37,520 | \$816 | \$823 | \$1,035 | \$519,533 |
| Intracranial | 102 | 949 | 5,789 | \$2,191 | \$2,340 | \$2,399 | \$255,558 |
| Open wounds | 1,397 | 6,789 | 42,497 | \$801 | \$809 | \$941 | \$1,139,942 |
| Superficial | 169 | 819 | 5,869 | \$666 | \$534 | \$720 | \$116,512 |
| Contusions | 530 | 4,258 | 23,697 | \$890 | \$889 | \$1,035 | \$521,729 |
| Foreign bodies | 120 | 547 | 3,926 | \$632 | \$565 | \$898 | \$75,860 |
| Burns | 110 | 501 | 2,712 | \$506 | \$491 | \$657 | \$55,663 |
| Complications | 1,090 | 1,874 | 13,886 | \$958 | \$1,053 | \$1,337 | \$1,094,389 |
| Poisoning and toxic effects | 230 | 986 | 7,414 | \$1,143 | \$1,095 | \$1,594 | \$275,502 |
| Other injury | 497 | 2,012 | 13,245 | \$1,015 | \$1,025 | \$1,216 | \$530,100 |

* Outliers were excluded in the calculation of average charges.
** Excludes professional fees.

*** Based on ICD-9 E-Code.
**** Based on Principal Diagnosis.

Health District of Hospital: Weber/Morgan
Inpatient Peer group: Acute, urban, upper medium CMI (n=4)

County: Weber
Ownership: Not for profit

ED beds: 23
Affiliation: Intermountain Healthcare

| Intent and mechanism of injury*** | # of Encounters | | | Average ER Charges (\$)* | | | Total Charges (\$)*** |
|---|-----------------|--------|---------|--------------------------|---------|---------|-----------------------|
| | Hospital | Peer | State | Hospital | Peer | State | Hospital |
| All Injury Encounters | 14,523 | 38,141 | 201,171 | \$1,408 | \$1,434 | \$1,202 | \$23,566,337 |
| Unintentional injuries | 12,571 | 33,255 | 179,391 | \$1,358 | \$1,377 | \$1,154 | \$19,931,183 |
| Falls | 4,269 | 11,273 | 58,180 | \$1,575 | \$1,648 | \$1,361 | \$7,476,962 |
| Motor vehicle traffic | 1,525 | 4,026 | 20,271 | \$1,752 | \$1,705 | \$1,512 | \$3,938,831 |
| Struck against or accidentally by object or persons | 1,671 | 4,603 | 25,926 | \$1,093 | \$1,116 | \$955 | \$1,929,035 |
| Overexertion and strenuous movements | 1,051 | 3,276 | 15,496 | \$1,053 | \$1,061 | \$913 | \$1,147,970 |
| Cutting or piercing instruments or objects | 980 | 2,577 | 13,441 | \$985 | \$1,001 | \$810 | \$971,052 |
| Natural and environmental factors | 566 | 1,226 | 6,522 | \$940 | \$931 | \$787 | \$557,589 |
| Poisoning | 261 | 846 | 4,032 | \$1,483 | \$1,509 | \$1,362 | \$396,629 |
| Fire and flames, hot subst/object caustic | 212 | 481 | 2,765 | \$885 | \$869 | \$709 | \$219,600 |
| Machinery | 72 | 164 | 1,125 | \$1,430 | \$1,499 | \$1,244 | \$110,496 |
| Pedal cyc,nontraffic/other | 230 | 687 | 3,862 | \$1,565 | \$1,502 | \$1,315 | \$480,406 |
| Motor vehicle, nontraffic | 142 | 322 | 2,525 | \$1,708 | \$1,818 | \$1,543 | \$334,002 |
| Other trans. [(E800-7,E826)(.0-.2,.8,.9)],E827-9,E831,E833-45 | 98 | 184 | 1,353 | \$2,011 | \$1,846 | \$1,584 | \$247,068 |
| Suffocation | 9 | 20 | 92 | \$2,390 | \$2,535 | \$1,324 | \$22,168 |
| Firearm missile | 18 | 45 | 260 | \$1,797 | \$1,698 | \$1,261 | \$32,353 |
| Other and not elsewhere classified | 888 | 2,152 | 16,531 | \$1,135 | \$1,158 | \$910 | \$1,179,801 |
| Mechanism unspecified | 579 | 1,373 | 7,010 | \$1,434 | \$1,277 | \$1,098 | \$887,222 |
| Intentional injuries | 720 | 2,281 | 9,708 | \$1,938 | \$2,063 | \$1,904 | \$1,565,567 |
| Assault | 454 | 1,419 | 5,885 | \$1,840 | \$1,953 | \$1,704 | \$966,740 |
| Unarmed fight,striking by blunt/thrown object | 206 | 586 | 2,901 | \$1,743 | \$1,967 | \$1,694 | \$398,631 |
| Cutting or piercing instrument | 38 | 84 | 288 | \$2,012 | \$1,856 | \$1,748 | \$119,842 |
| Firearm | 5 | 10 | 41 | \$1,731 | \$2,621 | \$2,267 | \$12,158 |
| Other mechanism | 205 | 739 | 2,655 | \$1,913 | \$1,946 | \$1,703 | \$436,109 |
| Self-inflicted | 251 | 812 | 3,644 | \$2,109 | \$2,282 | \$2,241 | \$562,574 |
| Poisoning | 138 | 468 | 2,328 | \$2,415 | \$2,659 | \$2,523 | \$339,512 |
| Cutting and piercing instrument | 94 | 279 | 1,031 | \$1,736 | \$1,752 | \$1,664 | \$170,111 |
| Suffocation | 2 | 11 | 58 | \$1,151 | \$2,659 | \$2,773 | \$2,302 |
| Other mechanism | 17 | 54 | 227 | \$1,783 | \$1,701 | \$1,867 | \$50,649 |
| Other cause of violence | 15 | 50 | 179 | \$1,881 | \$1,475 | \$1,405 | \$36,253 |
| Injuries of undetermined intent | 148 | 338 | 969 | \$2,245 | \$2,170 | \$2,114 | \$347,793 |
| Adverse effects of medical treatment | 1,040 | 2,213 | 10,412 | \$1,533 | \$1,559 | \$1,330 | \$1,669,086 |
| Unknown | 44 | 54 | 691 | \$1,198 | \$1,214 | \$925 | \$52,708 |

| Type of Injury**** | Hospital | Peer | State | Hospital | Peer | State | Hospital |
|-----------------------------|----------|--------|---------|----------|---------|---------|--------------|
| All Encounters | 12,548 | 34,345 | 181,796 | \$1,343 | \$1,381 | \$1,158 | \$19,748,973 |
| Fractures | 1,867 | 4,635 | 25,241 | \$1,744 | \$1,701 | \$1,486 | \$3,778,038 |
| Sprains | 2,225 | 7,600 | 37,520 | \$1,174 | \$1,178 | \$1,035 | \$3,071,266 |
| Intracranial | 324 | 1,105 | 5,789 | \$2,413 | \$2,766 | \$2,399 | \$897,607 |
| Open wounds | 2,780 | 7,487 | 42,497 | \$1,124 | \$1,165 | \$941 | \$3,510,534 |
| Superficial | 468 | 1,106 | 5,869 | \$845 | \$891 | \$720 | \$531,137 |
| Contusions | 1,682 | 4,276 | 23,697 | \$1,205 | \$1,231 | \$1,035 | \$2,589,290 |
| Foreign bodies | 252 | 732 | 3,926 | \$883 | \$1,162 | \$898 | \$229,688 |
| Burns | 174 | 429 | 2,712 | \$815 | \$782 | \$657 | \$163,757 |
| Complications | 1,253 | 2,855 | 13,886 | \$1,627 | \$1,783 | \$1,337 | \$2,504,871 |
| Poisoning and toxic effects | 554 | 1,496 | 7,414 | \$1,668 | \$1,793 | \$1,594 | \$942,654 |
| Other injury | 969 | 2,624 | 13,245 | \$1,392 | \$1,396 | \$1,216 | \$1,530,130 |

* Outliers were excluded in the calculation of average charges.
** Excludes professional fees.

*** Based on ICD-9 E-Code.
**** Based on Principal Diagnosis.

Health District of Hospital: Southwest Utah
Inpatient Peer group: Acute, rural, low CMI (n=16)

County: Beaver
Ownership: Government

ED beds: 1
Affiliation: Freestanding

| Intent and mechanism of injury*** | # of Encounters | | | Average ER Charges (\$)* | | | Total Charges (\$)*** |
|---|-----------------|--------|---------|--------------------------|---------|---------|-----------------------|
| | Hospital | Peer | State | Hospital | Peer | State | Hospital |
| All Injury Encounters | 39 | 24,486 | 201,171 | \$472 | \$862 | \$1,202 | \$18,406 |
| Unintentional injuries | 38 | 22,755 | 179,391 | \$477 | \$844 | \$1,154 | \$18,134 |
| Falls | 4 | 5,567 | 58,180 | \$358 | \$951 | \$1,361 | \$1,431 |
| Motor vehicle traffic | 5 | 1,946 | 20,271 | \$902 | \$1,480 | \$1,512 | \$4,510 |
| Struck against or accidentally by object or persons | 1 | 2,513 | 25,926 | \$666 | \$682 | \$955 | \$666 |
| Cutting or piercing instruments or objects | 1 | 1,724 | 13,441 | \$513 | \$562 | \$810 | \$513 |
| Natural and environmental factors | 1 | 985 | 6,522 | \$70 | \$587 | \$787 | \$70 |
| Other trans. [(E800-7,E826)(.0-.2,.8,.9)],E827-9,E831,E833-45 | 1 | 392 | 1,353 | \$1,031 | \$1,389 | \$1,584 | \$1,031 |
| Other and not elsewhere classified | 25 | 5,262 | 16,531 | \$396 | \$725 | \$910 | \$9,912 |
| Intentional injuries | 1 | 605 | 9,708 | \$273 | \$1,522 | \$1,904 | \$273 |
| Assault | 1 | 383 | 5,885 | \$273 | \$1,331 | \$1,704 | \$273 |
| Unarmed fight,striking by blunt/thrown object | 1 | 269 | 2,901 | \$273 | \$1,339 | \$1,694 | \$273 |
| Type of Injury**** | Hospital | Peer | State | Hospital | Peer | State | Hospital |
| All Encounters | 49 | 22,399 | 181,796 | \$345 | \$838 | \$1,158 | \$22,218 |
| Fractures | 5 | 3,399 | 25,241 | \$437 | \$1,167 | \$1,486 | \$2,185 |
| Sprains | 8 | 4,121 | 37,520 | \$311 | \$682 | \$1,035 | \$2,490 |
| Intracranial | 2 | 729 | 5,789 | \$1,077 | \$2,183 | \$2,399 | \$2,153 |
| Open wounds | 19 | 5,843 | 42,497 | \$359 | \$657 | \$941 | \$12,134 |
| Superficial | 1 | 886 | 5,869 | \$110 | \$511 | \$720 | \$110 |
| Contusions | 3 | 2,936 | 23,697 | \$284 | \$737 | \$1,035 | \$852 |
| Foreign bodies | 6 | 470 | 3,926 | \$109 | \$569 | \$898 | \$657 |
| Burns | 2 | 368 | 2,712 | \$129 | \$473 | \$657 | \$259 |
| Poisoning and toxic effects | 1 | 741 | 7,414 | \$416 | \$1,005 | \$1,594 | \$416 |
| Other injury | 2 | 1,563 | 13,245 | \$481 | \$989 | \$1,216 | \$963 |

* Outliers were excluded in the calculation of average charges.

** Excludes professional fees.

*** Based on ICD-9 E-Code.

**** Based on Principal Diagnosis.

Health District of Hospital: Utah County
Inpatient Peer group: Acute, urban, lower medium CMI (n=7)

County: Utah
Ownership: Investor-owned

ED beds: 11
Affiliation: Mountainstar Healthcare

| Intent and mechanism of injury*** | # of Encounters | | | Average ER Charges (\$)* | | | Total Charges (\$)*** |
|---|-----------------|--------|---------|--------------------------|---------|---------|-----------------------|
| | Hospital | Peer | State | Hospital | Peer | State | Hospital |
| All Injury Encounters | 4,742 | 37,973 | 201,171 | \$1,254 | \$1,458 | \$1,202 | \$6,659,220 |
| Unintentional injuries | 4,408 | 33,889 | 179,391 | \$1,210 | \$1,390 | \$1,154 | \$6,015,315 |
| Falls | 1,478 | 11,322 | 58,180 | \$1,346 | \$1,697 | \$1,361 | \$2,210,108 |
| Motor vehicle traffic | 505 | 3,972 | 20,271 | \$1,696 | \$1,679 | \$1,512 | \$1,070,377 |
| Struck against or accidentally by object or persons | 711 | 5,008 | 25,926 | \$1,033 | \$1,138 | \$955 | \$765,450 |
| Overexertion and strenuous movements | 451 | 3,453 | 15,496 | \$955 | \$1,120 | \$913 | \$433,940 |
| Cutting or piercing instruments or objects | 331 | 2,867 | 13,441 | \$814 | \$890 | \$810 | \$275,665 |
| Natural and environmental factors | 168 | 1,264 | 6,522 | \$789 | \$922 | \$787 | \$151,163 |
| Poisoning | 138 | 885 | 4,032 | \$1,429 | \$1,593 | \$1,362 | \$208,787 |
| Fire and flames, hot subst/object caustic | 70 | 522 | 2,765 | \$695 | \$870 | \$709 | \$51,714 |
| Machinery | 21 | 185 | 1,125 | \$1,320 | \$1,440 | \$1,244 | \$36,228 |
| Pedal cyc,nontraffic/other | 72 | 583 | 3,862 | \$1,268 | \$1,566 | \$1,315 | \$125,734 |
| Motor vehicle, nontraffic | 106 | 303 | 2,525 | \$1,636 | \$1,993 | \$1,543 | \$237,533 |
| Other trans. [(E800-7,E826)(.0-.2,.8,.9)],E827-9,E831,E833-45 | 41 | 168 | 1,353 | \$2,129 | \$2,155 | \$1,584 | \$108,753 |
| Suffocation | 3 | 9 | 92 | \$589 | \$878 | \$1,324 | \$1,768 |
| Firearm missile | 4 | 38 | 260 | \$1,504 | \$1,413 | \$1,261 | \$6,017 |
| Other and not elsewhere classified | 259 | 2,073 | 16,531 | \$1,014 | \$1,179 | \$910 | \$276,734 |
| Mechanism unspecified | 50 | 1,237 | 7,010 | \$1,107 | \$1,394 | \$1,098 | \$55,344 |
| Intentional injuries | 166 | 2,289 | 9,708 | \$1,901 | \$2,218 | \$1,904 | \$338,760 |
| Assault | 102 | 1,416 | 5,885 | \$1,626 | \$1,972 | \$1,704 | \$178,896 |
| Unarmed fight,striking by blunt/thrown object | 21 | 714 | 2,901 | \$1,378 | \$2,035 | \$1,694 | \$37,637 |
| Cutting or piercing instrument | 4 | 73 | 288 | \$857 | \$1,813 | \$1,748 | \$3,428 |
| Other mechanism | 77 | 622 | 2,655 | \$1,730 | \$1,920 | \$1,703 | \$137,831 |
| Self-inflicted | 63 | 838 | 3,644 | \$2,348 | \$2,630 | \$2,241 | \$158,291 |
| Poisoning | 37 | 574 | 2,328 | \$2,635 | \$2,944 | \$2,523 | \$100,853 |
| Cutting and piercing instrument | 20 | 199 | 1,031 | \$1,476 | \$1,859 | \$1,664 | \$29,511 |
| Suffocation | 3 | 11 | 58 | \$3,926 | \$2,929 | \$2,773 | \$11,778 |
| Other mechanism | 3 | 54 | 227 | \$3,521 | \$2,207 | \$1,867 | \$16,149 |
| Other cause of violence | 1 | 35 | 179 | \$1,573 | \$2,074 | \$1,405 | \$1,573 |
| Injuries of undetermined intent | 9 | 117 | 969 | \$3,184 | \$3,352 | \$2,114 | \$28,654 |
| Adverse effects of medical treatment | 152 | 1,661 | 10,412 | \$1,716 | \$1,715 | \$1,330 | \$269,778 |
| Unknown | 7 | 17 | 691 | \$959 | \$1,368 | \$925 | \$6,713 |
| Type of Injury**** | Hospital | Peer | State | Hospital | Peer | State | Hospital |
| All Encounters | 4,760 | 35,538 | 181,796 | \$1,197 | \$1,384 | \$1,158 | \$6,325,570 |
| Fractures | 578 | 4,462 | 25,241 | \$1,609 | \$1,909 | \$1,486 | \$1,065,251 |
| Sprains | 1,441 | 8,747 | 37,520 | \$1,150 | \$1,272 | \$1,035 | \$1,792,546 |
| Intracranial | 129 | 1,042 | 5,789 | \$2,488 | \$2,908 | \$2,399 | \$335,811 |
| Open wounds | 898 | 8,242 | 42,497 | \$848 | \$1,036 | \$941 | \$817,508 |
| Superficial | 221 | 1,188 | 5,869 | \$893 | \$864 | \$720 | \$229,483 |
| Contusions | 444 | 4,655 | 23,697 | \$1,074 | \$1,239 | \$1,035 | \$539,872 |
| Foreign bodies | 73 | 717 | 3,926 | \$806 | \$1,192 | \$898 | \$58,863 |
| Burns | 62 | 510 | 2,712 | \$740 | \$859 | \$657 | \$48,867 |
| Complications | 440 | 1,943 | 13,886 | \$1,365 | \$1,766 | \$1,337 | \$689,848 |
| Poisoning and toxic effects | 197 | 1,635 | 7,414 | \$1,570 | \$1,951 | \$1,594 | \$324,720 |
| Other injury | 277 | 2,397 | 13,245 | \$1,255 | \$1,430 | \$1,216 | \$422,801 |

* Outliers were excluded in the calculation of average charges.

** Excludes professional fees.

*** Based on ICD-9 E-Code.

**** Based on Principal Diagnosis.

Health District of Hospital: Tooele County
Inpatient Peer group: Acute, rural, low CMI (n=16)

County: Tooele
Ownership: Investor-owned

ED beds: 8
Affiliation: Community Health Sys.

| Intent and mechanism of injury*** | # of Encounters | | | Average ER Charges (\$)* | | | Total Charges (\$)*** |
|---|-----------------|--------|---------|--------------------------|---------|---------|-----------------------|
| | Hospital | Peer | State | Hospital | Peer | State | Hospital |
| All Injury Encounters | 3,652 | 24,486 | 201,171 | \$1,301 | \$862 | \$1,202 | \$5,888,345 |
| Unintentional injuries | 3,273 | 22,755 | 179,391 | \$1,246 | \$844 | \$1,154 | \$5,113,710 |
| Falls | 994 | 5,567 | 58,180 | \$1,469 | \$951 | \$1,361 | \$1,819,595 |
| Motor vehicle traffic | 383 | 1,946 | 20,271 | \$1,825 | \$1,480 | \$1,512 | \$975,218 |
| Struck against or accidentally by object or persons | 433 | 2,513 | 25,926 | \$963 | \$682 | \$955 | \$464,747 |
| Overexertion and strenuous movements | 334 | 1,619 | 15,496 | \$865 | \$602 | \$913 | \$308,703 |
| Cutting or piercing instruments or objects | 251 | 1,724 | 13,441 | \$708 | \$562 | \$810 | \$179,460 |
| Natural and environmental factors | 120 | 985 | 6,522 | \$743 | \$587 | \$787 | \$89,137 |
| Poisoning | 91 | 330 | 4,032 | \$1,482 | \$1,050 | \$1,362 | \$162,875 |
| Fire and flames, hot subst/object caustic | 49 | 305 | 2,765 | \$680 | \$525 | \$709 | \$38,362 |
| Machinery | 19 | 187 | 1,125 | \$968 | \$814 | \$1,244 | \$28,463 |
| Pedal cyc,nontraffic/other | 48 | 544 | 3,862 | \$1,158 | \$865 | \$1,315 | \$83,409 |
| Motor vehicle, nontraffic | 46 | 697 | 2,525 | \$2,157 | \$1,308 | \$1,543 | \$144,295 |
| Other trans. [(E800-7,E826)(.0-.2,.8,.9)],E827-9,E831,E833-45 | 52 | 392 | 1,353 | \$2,334 | \$1,389 | \$1,584 | \$151,211 |
| Suffocation | 4 | 32 | 92 | \$1,826 | \$748 | \$1,324 | \$7,303 |
| Firearm missile | 8 | 51 | 260 | \$1,116 | \$911 | \$1,261 | \$13,991 |
| Other and not elsewhere classified | 266 | 5,262 | 16,531 | \$1,282 | \$725 | \$910 | \$450,532 |
| Mechanism unspecified | 175 | 601 | 7,010 | \$1,029 | \$708 | \$1,098 | \$196,408 |
| Intentional injuries | 206 | 605 | 9,708 | \$2,092 | \$1,522 | \$1,904 | \$464,227 |
| Assault | 125 | 383 | 5,885 | \$1,831 | \$1,331 | \$1,704 | \$241,206 |
| Unarmed fight,striking by blunt/thrown object | 86 | 269 | 2,901 | \$1,947 | \$1,339 | \$1,694 | \$173,088 |
| Cutting or piercing instrument | 2 | 6 | 288 | \$1,641 | \$1,569 | \$1,748 | \$3,281 |
| Firearm | 1 | 1 | 41 | \$2,724 | \$2,724 | \$2,267 | \$2,724 |
| Other mechanism | 36 | 107 | 2,655 | \$1,535 | \$1,283 | \$1,703 | \$62,113 |
| Self-inflicted | 80 | 214 | 3,644 | \$2,527 | \$1,906 | \$2,241 | \$221,950 |
| Poisoning | 49 | 141 | 2,328 | \$2,706 | \$2,071 | \$2,523 | \$135,479 |
| Cutting and piercing instrument | 20 | 50 | 1,031 | \$1,709 | \$1,369 | \$1,664 | \$34,183 |
| Suffocation | 5 | 6 | 58 | \$3,957 | \$3,146 | \$2,773 | \$30,000 |
| Other mechanism | 6 | 17 | 227 | \$3,212 | \$1,820 | \$1,867 | \$22,289 |
| Other cause of violence | 1 | 8 | 179 | \$1,071 | \$610 | \$1,405 | \$1,071 |
| Injuries of undetermined intent | 12 | 57 | 969 | \$1,723 | \$1,645 | \$2,114 | \$20,671 |
| Adverse effects of medical treatment | 160 | 995 | 10,412 | \$1,343 | \$833 | \$1,330 | \$287,804 |
| Unknown | 1 | 74 | 691 | \$1,934 | \$612 | \$925 | \$1,934 |

| Type of Injury**** | Hospital | Peer | State | Hospital | Peer | State | Hospital |
|-----------------------------|----------|--------|---------|----------|---------|---------|-------------|
| All Encounters | 3,337 | 22,399 | 181,796 | \$1,260 | \$838 | \$1,158 | \$5,236,562 |
| Fractures | 485 | 3,399 | 25,241 | \$1,789 | \$1,167 | \$1,486 | \$1,170,296 |
| Sprains | 717 | 4,121 | 37,520 | \$1,012 | \$682 | \$1,035 | \$849,838 |
| Intracranial | 102 | 729 | 5,789 | \$3,091 | \$2,183 | \$2,399 | \$335,292 |
| Open wounds | 733 | 5,843 | 42,497 | \$899 | \$657 | \$941 | \$794,869 |
| Superficial | 104 | 886 | 5,869 | \$731 | \$511 | \$720 | \$98,230 |
| Contusions | 533 | 2,936 | 23,697 | \$1,083 | \$737 | \$1,035 | \$770,199 |
| Foreign bodies | 76 | 470 | 3,926 | \$1,058 | \$569 | \$898 | \$86,805 |
| Burns | 48 | 368 | 2,712 | \$569 | \$473 | \$657 | \$32,588 |
| Complications | 164 | 1,343 | 13,886 | \$1,679 | \$936 | \$1,337 | \$352,720 |
| Poisoning and toxic effects | 161 | 741 | 7,414 | \$1,682 | \$1,005 | \$1,594 | \$299,163 |
| Other injury | 214 | 1,563 | 13,245 | \$1,668 | \$989 | \$1,216 | \$446,561 |

* Outliers were excluded in the calculation of average charges.
** Excludes professional fees.

*** Based on ICD-9 E-Code.
**** Based on Principal Diagnosis.

Health District of Hospital: Weber/Morgan
Inpatient Peer group: Acute, urban, lower medium CMI (n=7)

County: Weber
Ownership: Investor-owned

ED beds: 17
Affiliation: Mountainstar Healthcare

| Intent and mechanism of injury*** | # of Encounters | | | Average ER Charges (\$)* | | | Total Charges (\$) ** |
|---|-----------------|--------|---------|--------------------------|---------|---------|-----------------------|
| | Hospital | Peer | State | Hospital | Peer | State | Hospital |
| All Injury Encounters | 6,871 | 37,973 | 201,171 | \$1,673 | \$1,458 | \$1,202 | \$14,358,893 |
| Unintentional injuries | 6,146 | 33,889 | 179,391 | \$1,627 | \$1,390 | \$1,154 | \$12,568,632 |
| Falls | 2,065 | 11,322 | 58,180 | \$1,949 | \$1,697 | \$1,361 | \$4,708,197 |
| Motor vehicle traffic | 675 | 3,972 | 20,271 | \$2,011 | \$1,679 | \$1,512 | \$2,503,119 |
| Struck against or accidentally by object or persons | 770 | 5,008 | 25,926 | \$1,353 | \$1,138 | \$955 | \$1,136,567 |
| Overexertion and strenuous movements | 774 | 3,453 | 15,496 | \$1,428 | \$1,120 | \$913 | \$1,119,125 |
| Cutting or piercing instruments or objects | 389 | 2,867 | 13,441 | \$1,012 | \$890 | \$810 | \$395,551 |
| Natural and environmental factors | 218 | 1,264 | 6,522 | \$1,013 | \$922 | \$787 | \$262,483 |
| Poisoning | 177 | 885 | 4,032 | \$1,787 | \$1,593 | \$1,362 | \$332,908 |
| Fire and flames, hot subst/object caustic | 79 | 522 | 2,765 | \$1,012 | \$870 | \$709 | \$83,766 |
| Machinery | 36 | 185 | 1,125 | \$1,333 | \$1,440 | \$1,244 | \$52,597 |
| Pedal cyc,nontraffic/other | 79 | 583 | 3,862 | \$1,818 | \$1,566 | \$1,315 | \$189,522 |
| Motor vehicle, nontraffic | 58 | 303 | 2,525 | \$2,511 | \$1,993 | \$1,543 | \$222,360 |
| Other trans. [(E800-7,E826)(.0-.2,.8,.9)],E827-9,E831,E833-45 | 52 | 168 | 1,353 | \$2,237 | \$2,155 | \$1,584 | \$219,976 |
| Firearm missile | 11 | 38 | 260 | \$1,844 | \$1,413 | \$1,261 | \$67,421 |
| Other and not elsewhere classified | 391 | 2,073 | 16,531 | \$1,306 | \$1,179 | \$910 | \$599,221 |
| Mechanism unspecified | 372 | 1,237 | 7,010 | \$1,578 | \$1,394 | \$1,098 | \$675,819 |
| Intentional injuries | 263 | 2,289 | 9,708 | \$2,523 | \$2,218 | \$1,904 | \$813,419 |
| Assault | 180 | 1,416 | 5,885 | \$2,330 | \$1,972 | \$1,704 | \$536,060 |
| Unarmed fight,striking by blunt/thrown object | 79 | 714 | 2,901 | \$2,130 | \$2,035 | \$1,694 | \$210,447 |
| Cutting or piercing instrument | 7 | 73 | 288 | \$4,416 | \$1,813 | \$1,748 | \$49,182 |
| Firearm | 2 | 7 | 41 | \$2,626 | \$1,874 | \$2,267 | \$6,514 |
| Other mechanism | 92 | 622 | 2,655 | \$2,412 | \$1,920 | \$1,703 | \$269,917 |
| Self-inflicted | 76 | 838 | 3,644 | \$2,891 | \$2,630 | \$2,241 | \$252,569 |
| Poisoning | 49 | 574 | 2,328 | \$3,222 | \$2,944 | \$2,523 | \$177,790 |
| Cutting and piercing instrument | 21 | 199 | 1,031 | \$2,300 | \$1,859 | \$1,664 | \$60,104 |
| Suffocation | 3 | 11 | 58 | \$2,822 | \$2,929 | \$2,773 | \$8,466 |
| Other mechanism | 3 | 54 | 227 | \$2,070 | \$2,207 | \$1,867 | \$6,209 |
| Other cause of violence | 7 | 35 | 179 | \$3,386 | \$2,074 | \$1,405 | \$24,790 |
| Injuries of undetermined intent | 26 | 117 | 969 | \$2,757 | \$3,352 | \$2,114 | \$87,469 |
| Adverse effects of medical treatment | 432 | 1,661 | 10,412 | \$1,785 | \$1,715 | \$1,330 | \$876,317 |
| Unknown | 4 | 17 | 691 | \$2,209 | \$1,368 | \$925 | \$13,056 |

| Type of Injury**** | Hospital | Peer | State | Hospital | Peer | State | Hospital |
|-----------------------------|----------|--------|---------|----------|---------|---------|--------------|
| All Encounters | 6,291 | 35,538 | 181,796 | \$1,609 | \$1,384 | \$1,158 | \$12,661,207 |
| Fractures | 802 | 4,462 | 25,241 | \$2,250 | \$1,909 | \$1,486 | \$2,339,076 |
| Sprains | 1,663 | 8,747 | 37,520 | \$1,531 | \$1,272 | \$1,035 | \$2,917,202 |
| Intracranial | 288 | 1,042 | 5,789 | \$3,209 | \$2,908 | \$2,399 | \$1,164,139 |
| Open wounds | 1,239 | 8,242 | 42,497 | \$1,122 | \$1,036 | \$941 | \$1,753,047 |
| Superficial | 238 | 1,188 | 5,869 | \$949 | \$864 | \$720 | \$339,043 |
| Contusions | 792 | 4,655 | 23,697 | \$1,469 | \$1,239 | \$1,035 | \$1,646,839 |
| Foreign bodies | 109 | 717 | 3,926 | \$1,068 | \$1,192 | \$898 | \$116,441 |
| Burns | 84 | 510 | 2,712 | \$1,003 | \$859 | \$657 | \$98,358 |
| Complications | 292 | 1,943 | 13,886 | \$2,042 | \$1,766 | \$1,337 | \$764,468 |
| Poisoning and toxic effects | 259 | 1,635 | 7,414 | \$1,928 | \$1,951 | \$1,594 | \$530,287 |
| Other injury | 525 | 2,397 | 13,245 | \$1,597 | \$1,430 | \$1,216 | \$992,307 |

* Outliers were excluded in the calculation of average charges.
** Excludes professional fees.

*** Based on ICD-9 E-Code.
**** Based on Principal Diagnosis.

Health District of Hospital: Utah County
Inpatient Peer group: Acute, urban, low CMI (n=6)

County: Utah
Ownership: Not for profit

ED beds: 9
Affiliation: Intermountain Healthcare

| Intent and mechanism of injury*** | # of Encounters | | | Average ER Charges (\$)* | | | Total Charges (\$)*** |
|---|-----------------|--------|---------|--------------------------|---------|---------|-----------------------|
| | Hospital | Peer | State | Hospital | Peer | State | Hospital |
| All Injury Encounters | 2,813 | 34,869 | 201,171 | \$801 | \$1,174 | \$1,202 | \$2,297,715 |
| Unintentional injuries | 2,584 | 31,331 | 179,391 | \$790 | \$1,130 | \$1,154 | \$2,084,415 |
| Falls | 817 | 10,225 | 58,180 | \$899 | \$1,305 | \$1,361 | \$765,970 |
| Motor vehicle traffic | 181 | 3,545 | 20,271 | \$875 | \$1,330 | \$1,512 | \$166,774 |
| Struck against or accidentally by object or persons | 616 | 5,578 | 25,926 | \$755 | \$972 | \$955 | \$465,070 |
| Overexertion and strenuous movements | 180 | 2,569 | 15,496 | \$641 | \$907 | \$913 | \$115,374 |
| Cutting or piercing instruments or objects | 274 | 2,388 | 13,441 | \$678 | \$808 | \$810 | \$185,887 |
| Natural and environmental factors | 76 | 929 | 6,522 | \$524 | \$845 | \$787 | \$42,649 |
| Poisoning | 41 | 805 | 4,032 | \$685 | \$1,446 | \$1,362 | \$28,098 |
| Fire and flames, hot subst/object caustic | 52 | 461 | 2,765 | \$555 | \$689 | \$709 | \$28,878 |
| Machinery | 15 | 186 | 1,125 | \$1,004 | \$1,310 | \$1,244 | \$15,053 |
| Pedal cyc,nontraffic/other | 55 | 721 | 3,862 | \$888 | \$1,445 | \$1,315 | \$48,826 |
| Motor vehicle, nontraffic | 28 | 279 | 2,525 | \$1,340 | \$1,502 | \$1,543 | \$37,523 |
| Other trans. [(E800-7,E826)(.0-.2,.8,.9)],E827-9,E831,E833-45 | 18 | 186 | 1,353 | \$1,037 | \$1,619 | \$1,584 | \$18,671 |
| Suffocation | 3 | 11 | 92 | \$1,289 | \$1,203 | \$1,324 | \$3,868 |
| Other and not elsewhere classified | 174 | 2,492 | 16,531 | \$744 | \$985 | \$910 | \$129,371 |
| Mechanism unspecified | 54 | 923 | 7,010 | \$600 | \$1,022 | \$1,098 | \$32,403 |
| Intentional injuries | 92 | 1,427 | 9,708 | \$1,087 | \$1,866 | \$1,904 | \$99,960 |
| Assault | 62 | 717 | 5,885 | \$1,006 | \$1,534 | \$1,704 | \$62,380 |
| Unarmed fight,striking by blunt/thrown object | 37 | 248 | 2,901 | \$1,123 | \$1,524 | \$1,694 | \$41,557 |
| Cutting or piercing instrument | 2 | 23 | 288 | \$632 | \$2,101 | \$1,748 | \$1,264 |
| Other mechanism | 23 | 440 | 2,655 | \$850 | \$1,500 | \$1,703 | \$19,560 |
| Self-inflicted | 30 | 690 | 3,644 | \$1,253 | \$2,212 | \$2,241 | \$37,580 |
| Poisoning | 15 | 484 | 2,328 | \$1,541 | \$2,393 | \$2,523 | \$23,115 |
| Cutting and piercing instrument | 14 | 174 | 1,031 | \$1,012 | \$1,738 | \$1,664 | \$14,171 |
| Other mechanism | 1 | 19 | 227 | \$294 | \$1,429 | \$1,867 | \$294 |
| Injuries of undetermined intent | 6 | 108 | 969 | \$1,876 | \$1,789 | \$2,114 | \$11,257 |
| Adverse effects of medical treatment | 131 | 1,863 | 10,412 | \$779 | \$1,380 | \$1,330 | \$102,083 |

| Type of Injury**** | Hospital | Peer | State | Hospital | Peer | State | Hospital |
|-----------------------------|----------|--------|---------|----------|---------|---------|-------------|
| All Encounters | 2,633 | 32,198 | 181,796 | \$792 | \$1,131 | \$1,158 | \$2,126,546 |
| Fractures | 341 | 4,439 | 25,241 | \$984 | \$1,425 | \$1,486 | \$344,149 |
| Sprains | 535 | 7,021 | 37,520 | \$673 | \$989 | \$1,035 | \$370,677 |
| Intracranial | 37 | 945 | 5,789 | \$1,716 | \$2,191 | \$2,399 | \$63,483 |
| Open wounds | 687 | 7,631 | 42,497 | \$748 | \$943 | \$941 | \$523,027 |
| Superficial | 92 | 819 | 5,869 | \$568 | \$749 | \$720 | \$52,248 |
| Contusions | 344 | 3,779 | 23,697 | \$736 | \$990 | \$1,035 | \$262,489 |
| Foreign bodies | 68 | 716 | 3,926 | \$655 | \$878 | \$898 | \$44,522 |
| Burns | 44 | 421 | 2,712 | \$553 | \$673 | \$657 | \$24,322 |
| Complications | 261 | 2,566 | 13,886 | \$940 | \$1,298 | \$1,337 | \$249,912 |
| Poisoning and toxic effects | 68 | 1,438 | 7,414 | \$880 | \$1,640 | \$1,594 | \$59,820 |
| Other injury | 156 | 2,423 | 13,245 | \$845 | \$1,223 | \$1,216 | \$131,896 |

* Outliers were excluded in the calculation of average charges.
** Excludes professional fees.

*** Based on ICD-9 E-Code.
**** Based on Principal Diagnosis.

Health District of Hospital: Summit County
Inpatient Peer group: Acute, rural, high CMI (n=7)

County: Summit
Ownership: Not for profit

ED beds: .
Affiliation: Intermountain Healthcare

| Intent and mechanism of injury*** | # of Encounters | | | Average ER Charges (\$)* | | | Total Charges (\$)*** |
|---|-----------------|--------|---------|--------------------------|---------|---------|-----------------------|
| | Hospital | Peer | State | Hospital | Peer | State | Hospital |
| All Injury Encounters | 629 | 31,596 | 201,171 | \$1,636 | \$989 | \$1,202 | \$1,319,760 |
| Unintentional injuries | 579 | 28,627 | 179,391 | \$1,628 | \$968 | \$1,154 | \$1,227,546 |
| Falls | 230 | 9,144 | 58,180 | \$1,982 | \$1,120 | \$1,361 | \$579,859 |
| Motor vehicle traffic | 44 | 3,126 | 20,271 | \$2,368 | \$1,431 | \$1,512 | \$171,077 |
| Struck against or accidentally by object or persons | 95 | 4,113 | 25,926 | \$1,429 | \$780 | \$955 | \$163,151 |
| Overexertion and strenuous movements | 50 | 2,486 | 15,496 | \$1,299 | \$695 | \$913 | \$69,877 |
| Cutting or piercing instruments or objects | 48 | 2,050 | 13,441 | \$868 | \$622 | \$810 | \$52,587 |
| Natural and environmental factors | 31 | 1,125 | 6,522 | \$1,321 | \$643 | \$787 | \$44,825 |
| Poisoning | 2 | 578 | 4,032 | \$1,845 | \$968 | \$1,362 | \$3,689 |
| Fire and flames, hot subst/object caustic | 10 | 519 | 2,765 | \$990 | \$548 | \$709 | \$9,898 |
| Machinery | 4 | 219 | 1,125 | \$693 | \$1,018 | \$1,244 | \$2,772 |
| Pedal cyc,nontraffic/other | 6 | 579 | 3,862 | \$2,488 | \$1,192 | \$1,315 | \$14,926 |
| Motor vehicle, nontraffic | 4 | 708 | 2,525 | \$1,295 | \$1,503 | \$1,543 | \$5,181 |
| Other trans. [(E800-7,E826)(.0-.2,.8,.9)],E827-9,E831,E833-45 | 2 | 268 | 1,353 | \$1,013 | \$1,437 | \$1,584 | \$2,025 |
| Other and not elsewhere classified | 32 | 2,505 | 16,531 | \$1,340 | \$773 | \$910 | \$80,480 |
| Mechanism unspecified | 21 | 1,145 | 7,010 | \$1,295 | \$839 | \$1,098 | \$27,198 |
| Intentional injuries | 9 | 1,082 | 9,708 | \$1,983 | \$1,492 | \$1,904 | \$20,973 |
| Assault | 4 | 662 | 5,885 | \$1,638 | \$1,340 | \$1,704 | \$6,552 |
| Unarmed fight,striking by blunt/thrown object | 3 | 420 | 2,901 | \$1,439 | \$1,322 | \$1,694 | \$4,316 |
| Other mechanism | 1 | 221 | 2,655 | \$2,236 | \$1,382 | \$1,703 | \$2,236 |
| Self-inflicted | 5 | 391 | 3,644 | \$2,444 | \$1,798 | \$2,241 | \$14,421 |
| Poisoning | 2 | 230 | 2,328 | \$3,666 | \$1,996 | \$2,523 | \$7,760 |
| Cutting and piercing instrument | 2 | 123 | 1,031 | \$1,965 | \$1,185 | \$1,664 | \$4,962 |
| Other mechanism | 1 | 29 | 227 | \$1,699 | \$2,454 | \$1,867 | \$1,699 |
| Injuries of undetermined intent | 2 | 140 | 969 | \$2,610 | \$1,639 | \$2,114 | \$5,220 |
| Adverse effects of medical treatment | 36 | 1,579 | 10,412 | \$1,675 | \$982 | \$1,330 | \$62,281 |
| Unknown | 3 | 168 | 691 | \$1,246 | \$784 | \$925 | \$3,739 |

| Type of Injury**** | Hospital | Peer | State | Hospital | Peer | State | Hospital |
|-----------------------------|----------|--------|---------|----------|---------|---------|-------------|
| All Encounters | 530 | 27,913 | 181,796 | \$1,635 | \$974 | \$1,158 | \$1,135,551 |
| Fractures | 71 | 4,170 | 25,241 | \$1,758 | \$1,322 | \$1,486 | \$181,855 |
| Sprains | 85 | 5,008 | 37,520 | \$1,472 | \$823 | \$1,035 | \$158,114 |
| Intracranial | 47 | 949 | 5,789 | \$3,532 | \$2,340 | \$2,399 | \$192,512 |
| Open wounds | 132 | 6,789 | 42,497 | \$1,174 | \$809 | \$941 | \$172,234 |
| Superficial | 12 | 819 | 5,869 | \$801 | \$534 | \$720 | \$19,468 |
| Contusions | 56 | 4,258 | 23,697 | \$1,179 | \$889 | \$1,035 | \$107,517 |
| Foreign bodies | 4 | 547 | 3,926 | \$706 | \$565 | \$898 | \$2,824 |
| Burns | 6 | 501 | 2,712 | \$618 | \$491 | \$657 | \$3,706 |
| Complications | 45 | 1,874 | 13,886 | \$1,945 | \$1,053 | \$1,337 | \$139,702 |
| Poisoning and toxic effects | 8 | 986 | 7,414 | \$2,087 | \$1,095 | \$1,594 | \$18,705 |
| Other injury | 64 | 2,012 | 13,245 | \$1,805 | \$1,025 | \$1,216 | \$138,913 |

* Outliers were excluded in the calculation of average charges.
** Excludes professional fees.

*** Based on ICD-9 E-Code.
**** Based on Principal Diagnosis.

Health District of Hospital: Salt Lake County
Inpatient Peer group: Acute, urban, lower medium CMI (n=7)

County: Salt Lake
Ownership: Investor-owned

ED beds: 18
Affiliation: IASIS Health Care

| Intent and mechanism of injury*** | # of Encounters | | | Average ER Charges (\$)* | | | Total Charges (\$)*** |
|---|-----------------|--------|---------|--------------------------|---------|---------|-----------------------|
| | Hospital | Peer | State | Hospital | Peer | State | Hospital |
| All Injury Encounters | 7,254 | 37,973 | 201,171 | \$1,452 | \$1,458 | \$1,202 | \$12,505,504 |
| Unintentional injuries | 6,246 | 33,889 | 179,391 | \$1,336 | \$1,390 | \$1,154 | \$9,951,953 |
| Falls | 1,968 | 11,322 | 58,180 | \$1,643 | \$1,697 | \$1,361 | \$3,919,366 |
| Motor vehicle traffic | 857 | 3,972 | 20,271 | \$1,778 | \$1,679 | \$1,512 | \$1,917,408 |
| Struck against or accidentally by object or persons | 1,035 | 5,008 | 25,926 | \$1,102 | \$1,138 | \$955 | \$1,277,323 |
| Overexertion and strenuous movements | 631 | 3,453 | 15,496 | \$970 | \$1,120 | \$913 | \$635,259 |
| Cutting or piercing instruments or objects | 586 | 2,867 | 13,441 | \$810 | \$890 | \$810 | \$491,386 |
| Natural and environmental factors | 264 | 1,264 | 6,522 | \$844 | \$922 | \$787 | \$252,539 |
| Poisoning | 128 | 885 | 4,032 | \$1,541 | \$1,593 | \$1,362 | \$249,276 |
| Fire and flames, hot subst/object caustic | 123 | 522 | 2,765 | \$846 | \$870 | \$709 | \$120,536 |
| Machinery | 51 | 185 | 1,125 | \$1,903 | \$1,440 | \$1,244 | \$123,355 |
| Pedal cyc,nontraffic/other | 120 | 583 | 3,862 | \$1,459 | \$1,566 | \$1,315 | \$214,175 |
| Motor vehicle, nontraffic | 26 | 303 | 2,525 | \$2,125 | \$1,993 | \$1,543 | \$99,659 |
| Other trans. [(E800-7,E826)(.0-.2,.8,.9)],E827-9,E831,E833-45 | 9 | 168 | 1,353 | \$1,986 | \$2,155 | \$1,584 | \$42,627 |
| Suffocation | 4 | 9 | 92 | \$1,133 | \$878 | \$1,324 | \$4,531 |
| Firearm missile | 7 | 38 | 260 | \$1,166 | \$1,413 | \$1,261 | \$14,426 |
| Other and not elsewhere classified | 426 | 2,073 | 16,531 | \$1,241 | \$1,179 | \$910 | \$573,971 |
| Mechanism unspecified | 11 | 1,237 | 7,010 | \$1,465 | \$1,394 | \$1,098 | \$16,116 |
| Intentional injuries | 768 | 2,289 | 9,708 | \$2,270 | \$2,218 | \$1,904 | \$2,019,842 |
| Assault | 437 | 1,416 | 5,885 | \$1,896 | \$1,972 | \$1,704 | \$1,053,185 |
| Unarmed fight,striking by blunt/thrown object | 327 | 714 | 2,901 | \$2,021 | \$2,035 | \$1,694 | \$844,801 |
| Cutting or piercing instrument | 22 | 73 | 288 | \$2,420 | \$1,813 | \$1,748 | \$64,895 |
| Firearm | 2 | 7 | 41 | \$1,021 | \$1,874 | \$2,267 | \$2,042 |
| Other mechanism | 86 | 622 | 2,655 | \$1,336 | \$1,920 | \$1,703 | \$141,447 |
| Self-inflicted | 318 | 838 | 3,644 | \$2,789 | \$2,630 | \$2,241 | \$946,865 |
| Poisoning | 241 | 574 | 2,328 | \$3,068 | \$2,944 | \$2,523 | \$786,024 |
| Cutting and piercing instrument | 55 | 199 | 1,031 | \$1,921 | \$1,859 | \$1,664 | \$114,001 |
| Suffocation | 3 | 11 | 58 | \$2,798 | \$2,929 | \$2,773 | \$8,394 |
| Other mechanism | 19 | 54 | 227 | \$1,812 | \$2,207 | \$1,867 | \$38,446 |
| Other cause of violence | 13 | 35 | 179 | \$1,523 | \$2,074 | \$1,405 | \$19,793 |
| Injuries of undetermined intent | 22 | 117 | 969 | \$4,153 | \$3,352 | \$2,114 | \$112,836 |
| Adverse effects of medical treatment | 218 | 1,661 | 10,412 | \$1,780 | \$1,715 | \$1,330 | \$420,874 |

| Type of Injury**** | Hospital | Peer | State | Hospital | Peer | State | Hospital |
|-----------------------------|----------|--------|---------|----------|---------|---------|--------------|
| All Encounters | 6,868 | 35,538 | 181,796 | \$1,363 | \$1,384 | \$1,158 | \$11,127,716 |
| Fractures | 751 | 4,462 | 25,241 | \$1,748 | \$1,909 | \$1,486 | \$1,695,114 |
| Sprains | 1,756 | 8,747 | 37,520 | \$1,297 | \$1,272 | \$1,035 | \$2,575,832 |
| Intracranial | 146 | 1,042 | 5,789 | \$3,182 | \$2,908 | \$2,399 | \$482,766 |
| Open wounds | 1,721 | 8,242 | 42,497 | \$1,077 | \$1,036 | \$941 | \$2,211,478 |
| Superficial | 200 | 1,188 | 5,869 | \$913 | \$864 | \$720 | \$192,143 |
| Contusions | 1,061 | 4,655 | 23,697 | \$1,167 | \$1,239 | \$1,035 | \$1,612,955 |
| Foreign bodies | 164 | 717 | 3,926 | \$1,209 | \$1,192 | \$898 | \$240,144 |
| Burns | 117 | 510 | 2,712 | \$850 | \$859 | \$657 | \$107,897 |
| Complications | 153 | 1,943 | 13,886 | \$1,796 | \$1,766 | \$1,337 | \$344,553 |
| Poisoning and toxic effects | 395 | 1,635 | 7,414 | \$2,306 | \$1,951 | \$1,594 | \$1,025,125 |
| Other injury | 404 | 2,397 | 13,245 | \$1,400 | \$1,430 | \$1,216 | \$639,709 |

* Outliers were excluded in the calculation of average charges.
** Excludes professional fees.

*** Based on ICD-9 E-Code.
**** Based on Principal Diagnosis.

Health District of Hospital: Salt Lake County
Inpatient Peer group: None (n=4)

County: Salt Lake
Ownership: Not for profit

ED beds: 13
Affiliation: Intermountain Healthcare

| Intent and mechanism of injury*** | # of Encounters | | | Average ER Charges (\$)* | | | Total Charges (\$)*** |
|---|-----------------|------|---------|--------------------------|------|---------|-----------------------|
| | Hospital | Peer | State | Hospital | Peer | State | Hospital |
| All Injury Encounters | 8,643 | . | 201,171 | \$677 | . | \$1,202 | \$6,118,880 |
| Unintentional injuries | 8,023 | . | 179,391 | \$675 | . | \$1,154 | \$5,666,634 |
| Falls | 3,797 | . | 58,180 | \$713 | . | \$1,361 | \$2,786,479 |
| Motor vehicle traffic | 268 | . | 20,271 | \$762 | . | \$1,512 | \$309,060 |
| Struck against or accidentally by object or persons | 1,419 | . | 25,926 | \$648 | . | \$955 | \$925,531 |
| Overexertion and strenuous movements | 300 | . | 15,496 | \$508 | . | \$913 | \$155,088 |
| Cutting or piercing instruments or objects | 275 | . | 13,441 | \$699 | . | \$810 | \$195,984 |
| Natural and environmental factors | 322 | . | 6,522 | \$537 | . | \$787 | \$172,836 |
| Poisoning | 181 | . | 4,032 | \$621 | . | \$1,362 | \$112,371 |
| Fire and flames, hot subst/object caustic | 128 | . | 2,765 | \$475 | . | \$709 | \$60,832 |
| Machinery | 12 | . | 1,125 | \$932 | . | \$1,244 | \$11,183 |
| Pedal cyc,nontraffic/other | 207 | . | 3,862 | \$836 | . | \$1,315 | \$178,875 |
| Motor vehicle, nontraffic | 20 | . | 2,525 | \$1,044 | . | \$1,543 | \$22,857 |
| Other trans. [(E800-7,E826)(.0-.2,.8,.9)],E827-9,E831,E833-45 | 30 | . | 1,353 | \$890 | . | \$1,584 | \$37,137 |
| Suffocation | 4 | . | 92 | \$615 | . | \$1,324 | \$2,458 |
| Firearm missile | 6 | . | 260 | \$325 | . | \$1,261 | \$1,949 |
| Other and not elsewhere classified | 720 | . | 16,531 | \$635 | . | \$910 | \$471,075 |
| Mechanism unspecified | 334 | . | 7,010 | \$613 | . | \$1,098 | \$222,920 |
| Intentional injuries | 112 | . | 9,708 | \$866 | . | \$1,904 | \$109,293 |
| Assault | 85 | . | 5,885 | \$793 | . | \$1,704 | \$78,075 |
| Unarmed fight,striking by blunt/thrown object | 58 | . | 2,901 | \$817 | . | \$1,694 | \$47,393 |
| Other mechanism | 27 | . | 2,655 | \$727 | . | \$1,703 | \$30,682 |
| Self-inflicted | 27 | . | 3,644 | \$1,086 | . | \$2,241 | \$31,219 |
| Poisoning | 9 | . | 2,328 | \$1,646 | . | \$2,523 | \$14,811 |
| Cutting and piercing instrument | 11 | . | 1,031 | \$850 | . | \$1,664 | \$11,487 |
| Suffocation | 2 | . | 58 | \$1,582 | . | \$2,773 | \$3,164 |
| Other mechanism | 5 | . | 227 | \$351 | . | \$1,867 | \$1,757 |
| Injuries of undetermined intent | 11 | . | 969 | \$1,027 | . | \$2,114 | \$11,299 |
| Adverse effects of medical treatment | 445 | . | 10,412 | \$664 | . | \$1,330 | \$295,643 |
| Unknown | 52 | . | 691 | \$692 | . | \$925 | \$36,010 |

| Type of Injury**** | Hospital | Peer | State | Hospital | Peer | State | Hospital |
|-----------------------------|----------|------|---------|----------|------|---------|-------------|
| All Encounters | 7,910 | . | 181,796 | \$676 | . | \$1,158 | \$5,551,241 |
| Fractures | 1,521 | . | 25,241 | \$868 | . | \$1,486 | \$1,337,622 |
| Sprains | 362 | . | 37,520 | \$590 | . | \$1,035 | \$224,265 |
| Intracranial | 319 | . | 5,789 | \$931 | . | \$2,399 | \$311,565 |
| Open wounds | 2,147 | . | 42,497 | \$713 | . | \$941 | \$1,561,436 |
| Superficial | 325 | . | 5,869 | \$425 | . | \$720 | \$182,286 |
| Contusions | 576 | . | 23,697 | \$532 | . | \$1,035 | \$345,143 |
| Foreign bodies | 367 | . | 3,926 | \$555 | . | \$898 | \$203,835 |
| Burns | 138 | . | 2,712 | \$468 | . | \$657 | \$64,595 |
| Complications | 1,398 | . | 13,886 | \$586 | . | \$1,337 | \$870,845 |
| Poisoning and toxic effects | 213 | . | 7,414 | \$636 | . | \$1,594 | \$135,364 |
| Other injury | 544 | . | 13,245 | \$578 | . | \$1,216 | \$314,286 |

* Outliers were excluded in the calculation of average charges.

** Excludes professional fees.

*** Based on ICD-9 E-Code.

**** Based on Principal Diagnosis.

Health District of Hospital: Salt Lake County
Inpatient Peer group: Acute, urban, low CMI (n=6)

County: Salt Lake
Ownership: Not for profit

ED beds: .
Affiliation: Intermountain Healthcare

| Intent and mechanism of injury*** | # of Encounters | | | Average ER Charges (\$)* | | | Total Charges (\$)*** |
|---|-----------------|--------|---------|--------------------------|---------|---------|-----------------------|
| | Hospital | Peer | State | Hospital | Peer | State | Hospital |
| All Injury Encounters | 654 | 34,869 | 201,171 | \$1,221 | \$1,174 | \$1,202 | \$863,945 |
| Unintentional injuries | 587 | 31,331 | 179,391 | \$1,161 | \$1,130 | \$1,154 | \$734,767 |
| Falls | 215 | 10,225 | 58,180 | \$1,369 | \$1,305 | \$1,361 | \$319,756 |
| Motor vehicle traffic | 78 | 3,545 | 20,271 | \$1,063 | \$1,330 | \$1,512 | \$94,179 |
| Struck against or accidentally by object or persons | 98 | 5,578 | 25,926 | \$1,021 | \$972 | \$955 | \$100,092 |
| Overexertion and strenuous movements | 41 | 2,569 | 15,496 | \$983 | \$907 | \$913 | \$40,285 |
| Cutting or piercing instruments or objects | 45 | 2,388 | 13,441 | \$805 | \$808 | \$810 | \$36,220 |
| Natural and environmental factors | 9 | 929 | 6,522 | \$1,295 | \$845 | \$787 | \$11,655 |
| Poisoning | 16 | 805 | 4,032 | \$1,189 | \$1,446 | \$1,362 | \$19,023 |
| Fire and flames, hot subst/object caustic | 11 | 461 | 2,765 | \$494 | \$689 | \$709 | \$5,432 |
| Machinery | 3 | 186 | 1,125 | \$961 | \$1,310 | \$1,244 | \$2,883 |
| Pedal cyc,nontraffic/other | 5 | 721 | 3,862 | \$1,086 | \$1,445 | \$1,315 | \$5,428 |
| Motor vehicle, nontraffic | 4 | 279 | 2,525 | \$1,838 | \$1,502 | \$1,543 | \$7,353 |
| Other trans. [(E800-7,E826)(.0-.2,.8,.9)],E827-9,E831,E833-45 | 3 | 186 | 1,353 | \$2,952 | \$1,619 | \$1,584 | \$13,548 |
| Firearm missile | 1 | 33 | 260 | \$642 | \$1,279 | \$1,261 | \$642 |
| Other and not elsewhere classified | 42 | 2,492 | 16,531 | \$1,142 | \$985 | \$910 | \$57,249 |
| Mechanism unspecified | 16 | 923 | 7,010 | \$1,314 | \$1,022 | \$1,098 | \$21,021 |
| Intentional injuries | 28 | 1,427 | 9,708 | \$2,271 | \$1,866 | \$1,904 | \$69,945 |
| Assault | 11 | 717 | 5,885 | \$1,643 | \$1,534 | \$1,704 | \$18,077 |
| Unarmed fight,striking by blunt/thrown object | 4 | 248 | 2,901 | \$1,560 | \$1,524 | \$1,694 | \$6,239 |
| Other mechanism | 7 | 440 | 2,655 | \$1,691 | \$1,500 | \$1,703 | \$11,838 |
| Self-inflicted | 17 | 690 | 3,644 | \$2,702 | \$2,212 | \$2,241 | \$51,868 |
| Poisoning | 13 | 484 | 2,328 | \$2,886 | \$2,393 | \$2,523 | \$43,264 |
| Cutting and piercing instrument | 2 | 174 | 1,031 | \$2,876 | \$1,738 | \$1,664 | \$5,753 |
| Suffocation | 1 | 13 | 58 | \$1,891 | \$2,940 | \$2,773 | \$1,891 |
| Other mechanism | 1 | 19 | 227 | \$960 | \$1,429 | \$1,867 | \$960 |
| Injuries of undetermined intent | 1 | 108 | 969 | \$706 | \$1,789 | \$2,114 | \$706 |
| Adverse effects of medical treatment | 38 | 1,863 | 10,412 | \$1,420 | \$1,380 | \$1,330 | \$58,528 |
| Type of Injury**** | Hospital | Peer | State | Hospital | Peer | State | Hospital |
| All Encounters | 599 | 32,198 | 181,796 | \$1,172 | \$1,131 | \$1,158 | \$765,073 |
| Fractures | 100 | 4,439 | 25,241 | \$1,489 | \$1,425 | \$1,486 | \$163,690 |
| Sprains | 103 | 7,021 | 37,520 | \$952 | \$989 | \$1,035 | \$104,618 |
| Intracranial | 28 | 945 | 5,789 | \$1,826 | \$2,191 | \$2,399 | \$51,119 |
| Open wounds | 146 | 7,631 | 42,497 | \$1,013 | \$943 | \$941 | \$147,886 |
| Superficial | 10 | 819 | 5,869 | \$662 | \$749 | \$720 | \$6,616 |
| Contusions | 58 | 3,779 | 23,697 | \$974 | \$990 | \$1,035 | \$63,135 |
| Foreign bodies | 15 | 716 | 3,926 | \$813 | \$878 | \$898 | \$12,195 |
| Burns | 6 | 421 | 2,712 | \$490 | \$673 | \$657 | \$2,939 |
| Complications | 58 | 2,566 | 13,886 | \$1,212 | \$1,298 | \$1,337 | \$93,267 |
| Poisoning and toxic effects | 28 | 1,438 | 7,414 | \$1,812 | \$1,640 | \$1,594 | \$57,556 |
| Other injury | 47 | 2,423 | 13,245 | \$1,239 | \$1,223 | \$1,216 | \$62,053 |

* Outliers were excluded in the calculation of average charges.

** Excludes professional fees.

*** Based on ICD-9 E-Code.

**** Based on Principal Diagnosis.

Health District of Hospital: Southeastern Utah
Inpatient Peer group: Acute, rural, low CMI (n=16)

County: San Juan
Ownership: Government

ED beds: 6
Affiliation: Management

| Intent and mechanism of injury*** | # of Encounters | | | Average ER Charges (\$)* | | | Total Charges (\$)*** |
|---|-----------------|--------|---------|--------------------------|---------|---------|-----------------------|
| | Hospital | Peer | State | Hospital | Peer | State | Hospital |
| All Injury Encounters | 507 | 24,486 | 201,171 | \$1,094 | \$862 | \$1,202 | \$596,550 |
| Unintentional injuries | 476 | 22,755 | 179,391 | \$1,091 | \$844 | \$1,154 | \$561,510 |
| Falls | 123 | 5,567 | 58,180 | \$1,183 | \$951 | \$1,361 | \$158,937 |
| Motor vehicle traffic | 51 | 1,946 | 20,271 | \$2,307 | \$1,480 | \$1,512 | \$126,413 |
| Struck against or accidentally by object or persons | 69 | 2,513 | 25,926 | \$716 | \$682 | \$955 | \$49,430 |
| Overexertion and strenuous movements | 46 | 1,619 | 15,496 | \$637 | \$602 | \$913 | \$29,302 |
| Cutting or piercing instruments or objects | 33 | 1,724 | 13,441 | \$471 | \$562 | \$810 | \$15,528 |
| Natural and environmental factors | 19 | 985 | 6,522 | \$754 | \$587 | \$787 | \$21,474 |
| Poisoning | 13 | 330 | 4,032 | \$3,063 | \$1,050 | \$1,362 | \$39,813 |
| Fire and flames, hot subst/object caustic | 7 | 305 | 2,765 | \$417 | \$525 | \$709 | \$2,917 |
| Machinery | 6 | 187 | 1,125 | \$622 | \$814 | \$1,244 | \$3,731 |
| Pedal cyc,nontraffic/other | 7 | 544 | 3,862 | \$813 | \$865 | \$1,315 | \$9,089 |
| Motor vehicle, nontraffic | 6 | 697 | 2,525 | \$2,071 | \$1,308 | \$1,543 | \$12,425 |
| Other trans. [(E800-7,E826)(.0-.2,.8,.9)],E827-9,E831,E833-45 | 7 | 392 | 1,353 | \$2,435 | \$1,389 | \$1,584 | \$17,042 |
| Suffocation | 1 | 32 | 92 | \$579 | \$748 | \$1,324 | \$579 |
| Firearm missile | 2 | 51 | 260 | \$517 | \$911 | \$1,261 | \$4,676 |
| Other and not elsewhere classified | 75 | 5,262 | 16,531 | \$763 | \$725 | \$910 | \$63,127 |
| Mechanism unspecified | 11 | 601 | 7,010 | \$639 | \$708 | \$1,098 | \$7,027 |
| Intentional injuries | 17 | 605 | 9,708 | \$1,211 | \$1,522 | \$1,904 | \$20,592 |
| Assault | 15 | 383 | 5,885 | \$1,141 | \$1,331 | \$1,704 | \$17,115 |
| Unarmed fight,striking by blunt/thrown object | 8 | 269 | 2,901 | \$833 | \$1,339 | \$1,694 | \$6,662 |
| Other mechanism | 7 | 107 | 2,655 | \$1,493 | \$1,283 | \$1,703 | \$10,453 |
| Self-inflicted | 2 | 214 | 3,644 | \$1,739 | \$1,906 | \$2,241 | \$3,477 |
| Poisoning | 2 | 141 | 2,328 | \$1,739 | \$2,071 | \$2,523 | \$3,477 |
| Adverse effects of medical treatment | 13 | 995 | 10,412 | \$1,084 | \$833 | \$1,330 | \$14,093 |
| Unknown | 1 | 74 | 691 | \$355 | \$612 | \$925 | \$355 |

| Type of Injury**** | Hospital | Peer | State | Hospital | Peer | State | Hospital |
|-----------------------------|----------|--------|---------|----------|---------|---------|-----------|
| All Encounters | 439 | 22,399 | 181,796 | \$1,039 | \$838 | \$1,158 | \$490,156 |
| Fractures | 89 | 3,399 | 25,241 | \$1,469 | \$1,167 | \$1,486 | \$151,963 |
| Sprains | 75 | 4,121 | 37,520 | \$865 | \$682 | \$1,035 | \$64,866 |
| Intracranial | 20 | 729 | 5,789 | \$2,170 | \$2,183 | \$2,399 | \$43,404 |
| Open wounds | 113 | 5,843 | 42,497 | \$645 | \$657 | \$941 | \$79,238 |
| Superficial | 9 | 886 | 5,869 | \$582 | \$511 | \$720 | \$5,238 |
| Contusions | 46 | 2,936 | 23,697 | \$1,061 | \$737 | \$1,035 | \$54,227 |
| Foreign bodies | 8 | 470 | 3,926 | \$666 | \$569 | \$898 | \$5,326 |
| Burns | 10 | 368 | 2,712 | \$417 | \$473 | \$657 | \$4,166 |
| Complications | 26 | 1,343 | 13,886 | \$944 | \$936 | \$1,337 | \$24,542 |
| Poisoning and toxic effects | 13 | 741 | 7,414 | \$1,400 | \$1,005 | \$1,594 | \$18,202 |
| Other injury | 30 | 1,563 | 13,245 | \$1,299 | \$989 | \$1,216 | \$38,984 |

* Outliers were excluded in the calculation of average charges.
** Excludes professional fees.

*** Based on ICD-9 E-Code.
**** Based on Principal Diagnosis.

Health District of Hospital: Central Utah
Inpatient Peer group: Acute, rural, low CMI (n=16)

County: Sanpete
Ownership: Not for profit

ED beds: 3
Affiliation: Intermountain Healthcare

| Intent and mechanism of injury*** | # of Encounters | | | Average ER Charges (\$)* | | | Total Charges (\$)*** |
|---|-----------------|--------|---------|--------------------------|---------|---------|-----------------------|
| | Hospital | Peer | State | Hospital | Peer | State | Hospital |
| All Injury Encounters | 1,600 | 24,486 | 201,171 | \$869 | \$862 | \$1,202 | \$1,423,474 |
| Unintentional injuries | 1,453 | 22,755 | 179,391 | \$852 | \$844 | \$1,154 | \$1,267,689 |
| Falls | 421 | 5,567 | 58,180 | \$935 | \$951 | \$1,361 | \$397,983 |
| Motor vehicle traffic | 116 | 1,946 | 20,271 | \$1,496 | \$1,480 | \$1,512 | \$186,892 |
| Struck against or accidentally by object or persons | 271 | 2,513 | 25,926 | \$676 | \$682 | \$955 | \$183,143 |
| Overexertion and strenuous movements | 78 | 1,619 | 15,496 | \$547 | \$602 | \$913 | \$42,653 |
| Cutting or piercing instruments or objects | 172 | 1,724 | 13,441 | \$691 | \$562 | \$810 | \$118,768 |
| Natural and environmental factors | 83 | 985 | 6,522 | \$752 | \$587 | \$787 | \$62,425 |
| Poisoning | 23 | 330 | 4,032 | \$572 | \$1,050 | \$1,362 | \$13,157 |
| Fire and flames, hot subst/object caustic | 22 | 305 | 2,765 | \$492 | \$525 | \$709 | \$10,818 |
| Machinery | 22 | 187 | 1,125 | \$760 | \$814 | \$1,244 | \$16,714 |
| Pedal cyc,nontraffic/other | 14 | 544 | 3,862 | \$616 | \$865 | \$1,315 | \$8,626 |
| Motor vehicle, nontraffic | 52 | 697 | 2,525 | \$1,296 | \$1,308 | \$1,543 | \$67,367 |
| Other trans. [(E800-7,E826)(.0-.2,.8,.9)],E827-9,E831,E833-45 | 24 | 392 | 1,353 | \$1,170 | \$1,389 | \$1,584 | \$29,965 |
| Suffocation | 2 | 32 | 92 | \$2,222 | \$748 | \$1,324 | \$4,443 |
| Firearm missile | 3 | 51 | 260 | \$847 | \$911 | \$1,261 | \$9,389 |
| Other and not elsewhere classified | 107 | 5,262 | 16,531 | \$777 | \$725 | \$910 | \$83,175 |
| Mechanism unspecified | 43 | 601 | 7,010 | \$748 | \$708 | \$1,098 | \$32,172 |
| Intentional injuries | 41 | 605 | 9,708 | \$1,367 | \$1,522 | \$1,904 | \$56,037 |
| Assault | 29 | 383 | 5,885 | \$1,294 | \$1,331 | \$1,704 | \$37,528 |
| Unarmed fight,striking by blunt/thrown object | 22 | 269 | 2,901 | \$1,393 | \$1,339 | \$1,694 | \$30,636 |
| Other mechanism | 7 | 107 | 2,655 | \$985 | \$1,283 | \$1,703 | \$6,892 |
| Self-inflicted | 11 | 214 | 3,644 | \$1,639 | \$1,906 | \$2,241 | \$18,025 |
| Poisoning | 9 | 141 | 2,328 | \$1,907 | \$2,071 | \$2,523 | \$17,162 |
| Cutting and piercing instrument | 2 | 50 | 1,031 | \$432 | \$1,369 | \$1,664 | \$863 |
| Other cause of violence | 1 | 8 | 179 | \$484 | \$610 | \$1,405 | \$484 |
| Injuries of undetermined intent | 12 | 57 | 969 | \$1,783 | \$1,645 | \$2,114 | \$21,395 |
| Adverse effects of medical treatment | 94 | 995 | 10,412 | \$782 | \$833 | \$1,330 | \$78,353 |

| Type of Injury**** | Hospital | Peer | State | Hospital | Peer | State | Hospital |
|-----------------------------|----------|--------|---------|----------|---------|---------|-------------|
| All Encounters | 1,418 | 22,399 | 181,796 | \$851 | \$838 | \$1,158 | \$1,239,025 |
| Fractures | 193 | 3,399 | 25,241 | \$1,232 | \$1,167 | \$1,486 | \$250,820 |
| Sprains | 243 | 4,121 | 37,520 | \$661 | \$682 | \$1,035 | \$165,140 |
| Intracranial | 43 | 729 | 5,789 | \$2,128 | \$2,183 | \$2,399 | \$91,490 |
| Open wounds | 421 | 5,843 | 42,497 | \$755 | \$657 | \$941 | \$324,903 |
| Superficial | 61 | 886 | 5,869 | \$540 | \$511 | \$720 | \$32,951 |
| Contusions | 209 | 2,936 | 23,697 | \$674 | \$737 | \$1,035 | \$143,339 |
| Foreign bodies | 26 | 470 | 3,926 | \$476 | \$569 | \$898 | \$12,370 |
| Burns | 20 | 368 | 2,712 | \$561 | \$473 | \$657 | \$11,223 |
| Complications | 59 | 1,343 | 13,886 | \$923 | \$936 | \$1,337 | \$54,470 |
| Poisoning and toxic effects | 58 | 741 | 7,414 | \$976 | \$1,005 | \$1,594 | \$56,598 |
| Other injury | 85 | 1,563 | 13,245 | \$1,072 | \$989 | \$1,216 | \$95,721 |

* Outliers were excluded in the calculation of average charges.

** Excludes professional fees.

*** Based on ICD-9 E-Code.

**** Based on Principal Diagnosis.

Health District of Hospital: Central Utah
Inpatient Peer group: Acute, rural, low CMI (n=16)

County: Sevier
Ownership: Not for profit

ED beds: 3
Affiliation: Intermountain Healthcare

| Intent and mechanism of injury*** | # of Encounters | | | Average ER Charges (\$)* | | | Total Charges (\$) ** |
|---|-----------------|--------|---------|--------------------------|---------|---------|-----------------------|
| | Hospital | Peer | State | Hospital | Peer | State | Hospital |
| All Injury Encounters | 2,443 | 24,486 | 201,171 | \$835 | \$862 | \$1,202 | \$2,132,642 |
| Unintentional injuries | 2,211 | 22,755 | 179,391 | \$825 | \$844 | \$1,154 | \$1,901,435 |
| Falls | 636 | 5,567 | 58,180 | \$855 | \$951 | \$1,361 | \$550,382 |
| Motor vehicle traffic | 215 | 1,946 | 20,271 | \$1,456 | \$1,480 | \$1,512 | \$349,191 |
| Struck against or accidentally by object or persons | 338 | 2,513 | 25,926 | \$627 | \$682 | \$955 | \$216,440 |
| Overexertion and strenuous movements | 247 | 1,619 | 15,496 | \$575 | \$602 | \$913 | \$142,009 |
| Cutting or piercing instruments or objects | 201 | 1,724 | 13,441 | \$578 | \$562 | \$810 | \$116,154 |
| Natural and environmental factors | 109 | 985 | 6,522 | \$659 | \$587 | \$787 | \$74,173 |
| Poisoning | 29 | 330 | 4,032 | \$894 | \$1,050 | \$1,362 | \$25,929 |
| Fire and flames, hot subst/object caustic | 37 | 305 | 2,765 | \$516 | \$525 | \$709 | \$25,843 |
| Machinery | 26 | 187 | 1,125 | \$888 | \$814 | \$1,244 | \$23,096 |
| Pedal cyc,nontraffic/other | 29 | 544 | 3,862 | \$676 | \$865 | \$1,315 | \$19,604 |
| Motor vehicle, nontraffic | 99 | 697 | 2,525 | \$1,407 | \$1,308 | \$1,543 | \$146,708 |
| Other trans. [(E800-7,E826)(.0-.2,.8,.9)],E827-9,E831,E833-45 | 39 | 392 | 1,353 | \$1,657 | \$1,389 | \$1,584 | \$68,541 |
| Suffocation | 3 | 32 | 92 | \$561 | \$748 | \$1,324 | \$1,683 |
| Firearm missile | 3 | 51 | 260 | \$943 | \$911 | \$1,261 | \$2,828 |
| Other and not elsewhere classified | 122 | 5,262 | 16,531 | \$737 | \$725 | \$910 | \$93,398 |
| Mechanism unspecified | 78 | 601 | 7,010 | \$583 | \$708 | \$1,098 | \$45,455 |
| Intentional injuries | 79 | 605 | 9,708 | \$1,104 | \$1,522 | \$1,904 | \$92,963 |
| Assault | 44 | 383 | 5,885 | \$945 | \$1,331 | \$1,704 | \$41,593 |
| Unarmed fight,striking by blunt/thrown object | 34 | 269 | 2,901 | \$1,001 | \$1,339 | \$1,694 | \$34,046 |
| Other mechanism | 10 | 107 | 2,655 | \$755 | \$1,283 | \$1,703 | \$7,547 |
| Self-inflicted | 34 | 214 | 3,644 | \$1,338 | \$1,906 | \$2,241 | \$51,034 |
| Poisoning | 23 | 141 | 2,328 | \$1,385 | \$2,071 | \$2,523 | \$37,342 |
| Cutting and piercing instrument | 7 | 50 | 1,031 | \$1,171 | \$1,369 | \$1,664 | \$8,195 |
| Other mechanism | 4 | 17 | 227 | \$1,374 | \$1,820 | \$1,867 | \$5,498 |
| Other cause of violence | 1 | 8 | 179 | \$335 | \$610 | \$1,405 | \$335 |
| Injuries of undetermined intent | 5 | 57 | 969 | \$2,506 | \$1,645 | \$2,114 | \$20,744 |
| Adverse effects of medical treatment | 146 | 995 | 10,412 | \$797 | \$833 | \$1,330 | \$116,356 |
| Unknown | 2 | 74 | 691 | \$572 | \$612 | \$925 | \$1,144 |
| Type of Injury**** | Hospital | Peer | State | Hospital | Peer | State | Hospital |
| All Encounters | 2,101 | 22,399 | 181,796 | \$827 | \$838 | \$1,158 | \$1,831,444 |
| Fractures | 331 | 3,399 | 25,241 | \$1,240 | \$1,167 | \$1,486 | \$426,043 |
| Sprains | 315 | 4,121 | 37,520 | \$567 | \$682 | \$1,035 | \$178,695 |
| Intracranial | 46 | 729 | 5,789 | \$2,197 | \$2,183 | \$2,399 | \$101,048 |
| Open wounds | 536 | 5,843 | 42,497 | \$756 | \$657 | \$941 | \$419,252 |
| Superficial | 87 | 886 | 5,869 | \$559 | \$511 | \$720 | \$48,594 |
| Contusions | 302 | 2,936 | 23,697 | \$696 | \$737 | \$1,035 | \$222,944 |
| Foreign bodies | 31 | 470 | 3,926 | \$547 | \$569 | \$898 | \$16,942 |
| Burns | 39 | 368 | 2,712 | \$560 | \$473 | \$657 | \$28,541 |
| Complications | 228 | 1,343 | 13,886 | \$777 | \$936 | \$1,337 | \$187,187 |
| Poisoning and toxic effects | 83 | 741 | 7,414 | \$752 | \$1,005 | \$1,594 | \$68,574 |
| Other injury | 103 | 1,563 | 13,245 | \$1,031 | \$989 | \$1,216 | \$133,622 |

* Outliers were excluded in the calculation of average charges.

** Excludes professional fees.

*** Based on ICD-9 E-Code.

**** Based on Principal Diagnosis.

Health District of Hospital: Salt Lake County
Inpatient Peer group: Acute, urban, upper medium CMI (n=4)County: Salt Lake
Ownership: Investor-ownedED beds: 15
Affiliation: IASIS Health Care

| Intent and mechanism of injury*** | # of Encounters | | | Average ER Charges (\$)* | | | Total Charges (\$)*** |
|---|-----------------|--------|---------|--------------------------|---------|---------|-----------------------|
| | Hospital | Peer | State | Hospital | Peer | State | Hospital |
| All Injury Encounters | 2,947 | 38,141 | 201,171 | \$1,601 | \$1,434 | \$1,202 | \$5,986,637 |
| Unintentional injuries | 2,477 | 33,255 | 179,391 | \$1,469 | \$1,377 | \$1,154 | \$4,553,227 |
| Falls | 847 | 11,273 | 58,180 | \$1,768 | \$1,648 | \$1,361 | \$1,911,342 |
| Motor vehicle traffic | 222 | 4,026 | 20,271 | \$2,139 | \$1,705 | \$1,512 | \$643,034 |
| Struck against or accidentally by object or persons | 241 | 4,603 | 25,926 | \$1,204 | \$1,116 | \$955 | \$312,571 |
| Overexertion and strenuous movements | 340 | 3,276 | 15,496 | \$1,076 | \$1,061 | \$913 | \$381,101 |
| Cutting or piercing instruments or objects | 244 | 2,577 | 13,441 | \$925 | \$1,001 | \$810 | \$225,660 |
| Natural and environmental factors | 77 | 1,226 | 6,522 | \$1,107 | \$931 | \$787 | \$122,514 |
| Poisoning | 16 | 846 | 4,032 | \$2,693 | \$1,509 | \$1,362 | \$54,453 |
| Fire and flames, hot subst/object caustic | 33 | 481 | 2,765 | \$1,237 | \$869 | \$709 | \$43,094 |
| Machinery | 6 | 164 | 1,125 | \$1,737 | \$1,499 | \$1,244 | \$10,423 |
| Pedal cyc,nontraffic/other | 51 | 687 | 3,862 | \$1,547 | \$1,502 | \$1,315 | \$125,775 |
| Motor vehicle, nontraffic | 10 | 322 | 2,525 | \$2,529 | \$1,818 | \$1,543 | \$28,711 |
| Other trans. [(E800-7,E826)(.0-.2,.8,.9)],E827-9,E831,E833-45 | 4 | 184 | 1,353 | \$974 | \$1,846 | \$1,584 | \$16,764 |
| Suffocation | 2 | 20 | 92 | \$682 | \$2,535 | \$1,324 | \$1,364 |
| Firearm missile | 2 | 45 | 260 | \$821 | \$1,698 | \$1,261 | \$1,642 |
| Other and not elsewhere classified | 138 | 2,152 | 16,531 | \$1,405 | \$1,158 | \$910 | \$254,374 |
| Mechanism unspecified | 244 | 1,373 | 7,010 | \$1,392 | \$1,277 | \$1,098 | \$420,407 |
| Intentional injuries | 229 | 2,281 | 9,708 | \$2,410 | \$2,063 | \$1,904 | \$749,456 |
| Assault | 188 | 1,419 | 5,885 | \$2,416 | \$1,953 | \$1,704 | \$618,002 |
| Unarmed fight,striking by blunt/thrown object | 66 | 586 | 2,901 | \$2,688 | \$1,967 | \$1,694 | \$246,112 |
| Cutting or piercing instrument | 13 | 84 | 288 | \$1,459 | \$1,856 | \$1,748 | \$29,057 |
| Firearm | 1 | 10 | 41 | . | \$2,621 | \$2,267 | \$7,606 |
| Other mechanism | 108 | 739 | 2,655 | \$2,374 | \$1,946 | \$1,703 | \$335,226 |
| Self-inflicted | 34 | 812 | 3,644 | \$2,546 | \$2,282 | \$2,241 | \$113,430 |
| Poisoning | 20 | 468 | 2,328 | \$3,420 | \$2,659 | \$2,523 | \$84,579 |
| Cutting and piercing instrument | 10 | 279 | 1,031 | \$1,464 | \$1,752 | \$1,664 | \$14,640 |
| Other mechanism | 4 | 54 | 227 | \$1,393 | \$1,701 | \$1,867 | \$14,211 |
| Other cause of violence | 7 | 50 | 179 | \$1,650 | \$1,475 | \$1,405 | \$18,024 |
| Injuries of undetermined intent | 38 | 338 | 969 | \$2,730 | \$2,170 | \$2,114 | \$112,305 |
| Adverse effects of medical treatment | 196 | 2,213 | 10,412 | \$2,269 | \$1,559 | \$1,330 | \$559,062 |
| Unknown | 7 | 54 | 691 | \$1,551 | \$1,214 | \$925 | \$12,586 |

| Type of Injury**** | Hospital | Peer | State | Hospital | Peer | State | Hospital |
|-----------------------------|----------|--------|---------|----------|---------|---------|-------------|
| All Encounters | 2,579 | 34,345 | 181,796 | \$1,517 | \$1,381 | \$1,158 | \$4,881,163 |
| Fractures | 317 | 4,635 | 25,241 | \$1,850 | \$1,701 | \$1,486 | \$795,914 |
| Sprains | 724 | 7,600 | 37,520 | \$1,247 | \$1,178 | \$1,035 | \$1,009,173 |
| Intracranial | 30 | 1,105 | 5,789 | \$2,989 | \$2,766 | \$2,399 | \$99,009 |
| Open wounds | 517 | 7,487 | 42,497 | \$1,156 | \$1,165 | \$941 | \$785,494 |
| Superficial | 80 | 1,106 | 5,869 | \$1,227 | \$891 | \$720 | \$127,630 |
| Contusions | 343 | 4,276 | 23,697 | \$1,432 | \$1,231 | \$1,035 | \$646,362 |
| Foreign bodies | 34 | 732 | 3,926 | \$1,486 | \$1,162 | \$898 | \$69,942 |
| Burns | 32 | 429 | 2,712 | \$1,022 | \$782 | \$657 | \$38,919 |
| Complications | 248 | 2,855 | 13,886 | \$2,178 | \$1,783 | \$1,337 | \$658,528 |
| Poisoning and toxic effects | 75 | 1,496 | 7,414 | \$2,585 | \$1,793 | \$1,594 | \$231,581 |
| Other injury | 179 | 2,624 | 13,245 | \$1,941 | \$1,396 | \$1,216 | \$418,613 |

* Outliers were excluded in the calculation of average charges.

** Excludes professional fees.

*** Based on ICD-9 E-Code.

**** Based on Principal Diagnosis.

Health District of Hospital: Salt Lake County
Inpatient Peer group: Acute, urban, upper medium CMI (n=4)

County: Salt Lake
Ownership: Investor-owned

ED beds: 21
Affiliation: Mountainstar Healthcare

| Intent and mechanism of injury*** | # of Encounters | | | Average ER Charges (\$)* | | | Total Charges (\$)*** |
|---|-----------------|--------|---------|--------------------------|---------|---------|-----------------------|
| | Hospital | Peer | State | Hospital | Peer | State | Hospital |
| All Injury Encounters | 9,901 | 38,141 | 201,171 | \$1,669 | \$1,434 | \$1,202 | \$18,923,187 |
| Unintentional injuries | 8,700 | 33,255 | 179,391 | \$1,587 | \$1,377 | \$1,154 | \$15,707,902 |
| Falls | 3,121 | 11,273 | 58,180 | \$1,965 | \$1,648 | \$1,361 | \$7,072,956 |
| Motor vehicle traffic | 1,109 | 4,026 | 20,271 | \$1,682 | \$1,705 | \$1,512 | \$2,274,014 |
| Struck against or accidentally by object or persons | 1,116 | 4,603 | 25,926 | \$1,328 | \$1,116 | \$955 | \$1,584,671 |
| Overexertion and strenuous movements | 1,264 | 3,276 | 15,496 | \$1,171 | \$1,061 | \$913 | \$1,565,217 |
| Cutting or piercing instruments or objects | 679 | 2,577 | 13,441 | \$1,198 | \$1,001 | \$810 | \$818,156 |
| Natural and environmental factors | 266 | 1,226 | 6,522 | \$1,099 | \$931 | \$787 | \$306,672 |
| Poisoning | 328 | 846 | 4,032 | \$1,744 | \$1,509 | \$1,362 | \$676,881 |
| Fire and flames, hot subst/object caustic | 102 | 481 | 2,765 | \$941 | \$869 | \$709 | \$108,793 |
| Machinery | 28 | 164 | 1,125 | \$1,939 | \$1,499 | \$1,244 | \$54,283 |
| Pedal cyc,nontraffic/other | 165 | 687 | 3,862 | \$1,675 | \$1,502 | \$1,315 | \$324,920 |
| Motor vehicle, nontraffic | 44 | 322 | 2,525 | \$1,919 | \$1,818 | \$1,543 | \$107,974 |
| Other trans. [(E800-7,E826)(.0-.2,.8,.9)],E827-9,E831,E833-45 | 12 | 184 | 1,353 | \$1,526 | \$1,846 | \$1,584 | \$24,377 |
| Suffocation | 3 | 20 | 92 | \$5,868 | \$2,535 | \$1,324 | \$17,605 |
| Firearm missile | 10 | 45 | 260 | \$2,047 | \$1,698 | \$1,261 | \$20,466 |
| Other and not elsewhere classified | 344 | 2,152 | 16,531 | \$1,486 | \$1,158 | \$910 | \$559,916 |
| Mechanism unspecified | 109 | 1,373 | 7,010 | \$1,414 | \$1,277 | \$1,098 | \$191,001 |
| Intentional injuries | 787 | 2,281 | 9,708 | \$2,472 | \$2,063 | \$1,904 | \$2,191,566 |
| Assault | 498 | 1,419 | 5,885 | \$2,180 | \$1,953 | \$1,704 | \$1,263,861 |
| Unarmed fight,striking by blunt/thrown object | 209 | 586 | 2,901 | \$2,288 | \$1,967 | \$1,694 | \$568,149 |
| Cutting or piercing instrument | 23 | 84 | 288 | \$2,064 | \$1,856 | \$1,748 | \$56,704 |
| Firearm | 4 | 10 | 41 | \$4,401 | \$2,621 | \$2,267 | \$25,668 |
| Other mechanism | 262 | 739 | 2,655 | \$2,092 | \$1,946 | \$1,703 | \$613,340 |
| Self-inflicted | 273 | 812 | 3,644 | \$3,055 | \$2,282 | \$2,241 | \$903,839 |
| Poisoning | 200 | 468 | 2,328 | \$3,274 | \$2,659 | \$2,523 | \$704,623 |
| Cutting and piercing instrument | 60 | 279 | 1,031 | \$2,357 | \$1,752 | \$1,664 | \$161,803 |
| Suffocation | 2 | 11 | 58 | \$5,258 | \$2,659 | \$2,773 | \$10,515 |
| Other mechanism | 11 | 54 | 227 | \$2,445 | \$1,701 | \$1,867 | \$26,898 |
| Other cause of violence | 16 | 50 | 179 | \$1,492 | \$1,475 | \$1,405 | \$23,866 |
| Injuries of undetermined intent | 35 | 338 | 969 | \$2,808 | \$2,170 | \$2,114 | \$105,896 |
| Adverse effects of medical treatment | 377 | 2,213 | 10,412 | \$1,873 | \$1,559 | \$1,330 | \$916,691 |
| Unknown | 2 | 54 | 691 | \$566 | \$1,214 | \$925 | \$1,132 |

| Type of Injury**** | Hospital | Peer | State | Hospital | Peer | State | Hospital |
|-----------------------------|----------|--------|---------|----------|---------|---------|--------------|
| All Encounters | 9,627 | 34,345 | 181,796 | \$1,594 | \$1,381 | \$1,158 | \$17,405,782 |
| Fractures | 1,203 | 4,635 | 25,241 | \$1,725 | \$1,701 | \$1,486 | \$2,391,765 |
| Sprains | 2,664 | 7,600 | 37,520 | \$1,324 | \$1,178 | \$1,035 | \$3,959,466 |
| Intracranial | 455 | 1,105 | 5,789 | \$3,316 | \$2,766 | \$2,399 | \$1,543,616 |
| Open wounds | 1,916 | 7,487 | 42,497 | \$1,366 | \$1,165 | \$941 | \$2,892,860 |
| Superficial | 254 | 1,106 | 5,869 | \$1,042 | \$891 | \$720 | \$304,948 |
| Contusions | 1,119 | 4,276 | 23,697 | \$1,344 | \$1,231 | \$1,035 | \$1,919,178 |
| Foreign bodies | 171 | 732 | 3,926 | \$1,779 | \$1,162 | \$898 | \$330,405 |
| Burns | 98 | 429 | 2,712 | \$886 | \$782 | \$657 | \$100,020 |
| Complications | 616 | 2,855 | 13,886 | \$2,195 | \$1,783 | \$1,337 | \$1,509,513 |
| Poisoning and toxic effects | 386 | 1,496 | 7,414 | \$2,457 | \$1,793 | \$1,594 | \$1,075,824 |
| Other injury | 745 | 2,624 | 13,245 | \$1,536 | \$1,396 | \$1,216 | \$1,378,187 |

* Outliers were excluded in the calculation of average charges.

** Excludes professional fees.

*** Based on ICD-9 E-Code.

**** Based on Principal Diagnosis.

Health District of Hospital: Utah County
Inpatient Peer group: Acute, urban, low CMI (n=6)

County: Utah
Ownership: Investor-owned

ED beds: 6
Affiliation: Mountainstar Healthcare

| Intent and mechanism of injury*** | # of Encounters | | | Average ER Charges (\$)* | | | Total Charges (\$)*** |
|---|-----------------|--------|---------|--------------------------|---------|---------|-----------------------|
| | Hospital | Peer | State | Hospital | Peer | State | Hospital |
| All Injury Encounters | 4,603 | 34,869 | 201,171 | \$1,130 | \$1,174 | \$1,202 | \$5,517,919 |
| Unintentional injuries | 4,339 | 31,331 | 179,391 | \$1,105 | \$1,130 | \$1,154 | \$5,066,426 |
| Falls | 1,513 | 10,225 | 58,180 | \$1,229 | \$1,305 | \$1,361 | \$1,944,459 |
| Motor vehicle traffic | 537 | 3,545 | 20,271 | \$1,376 | \$1,330 | \$1,512 | \$852,371 |
| Struck against or accidentally by object or persons | 644 | 5,578 | 25,926 | \$1,065 | \$972 | \$955 | \$705,644 |
| Overexertion and strenuous movements | 615 | 2,569 | 15,496 | \$835 | \$907 | \$913 | \$518,408 |
| Cutting or piercing instruments or objects | 346 | 2,388 | 13,441 | \$837 | \$808 | \$810 | \$289,718 |
| Natural and environmental factors | 115 | 929 | 6,522 | \$822 | \$845 | \$787 | \$100,143 |
| Poisoning | 100 | 805 | 4,032 | \$1,305 | \$1,446 | \$1,362 | \$135,379 |
| Fire and flames, hot subst/object caustic | 55 | 461 | 2,765 | \$682 | \$689 | \$709 | \$37,487 |
| Machinery | 22 | 186 | 1,125 | \$1,155 | \$1,310 | \$1,244 | \$25,415 |
| Pedal cyc,nontraffic/other | 98 | 721 | 3,862 | \$1,479 | \$1,445 | \$1,315 | \$147,853 |
| Motor vehicle, nontraffic | 32 | 279 | 2,525 | \$1,498 | \$1,502 | \$1,543 | \$57,430 |
| Other trans. [(E800-7,E826)(.0-.2,.8,.9)],E827-9,E831,E833-45 | 20 | 186 | 1,353 | \$1,315 | \$1,619 | \$1,584 | \$29,987 |
| Firearm missile | 4 | 33 | 260 | \$1,132 | \$1,279 | \$1,261 | \$4,529 |
| Other and not elsewhere classified | 231 | 2,492 | 16,531 | \$847 | \$985 | \$910 | \$211,797 |
| Mechanism unspecified | 7 | 923 | 7,010 | \$829 | \$1,022 | \$1,098 | \$5,806 |
| Intentional injuries | 133 | 1,427 | 9,708 | \$1,765 | \$1,866 | \$1,904 | \$253,928 |
| Assault | 56 | 717 | 5,885 | \$1,616 | \$1,534 | \$1,704 | \$104,125 |
| Unarmed fight,striking by blunt/thrown object | 27 | 248 | 2,901 | \$1,734 | \$1,524 | \$1,694 | \$58,535 |
| Cutting or piercing instrument | 1 | 23 | 288 | \$703 | \$2,101 | \$1,748 | \$703 |
| Other mechanism | 28 | 440 | 2,655 | \$1,541 | \$1,500 | \$1,703 | \$44,887 |
| Self-inflicted | 75 | 690 | 3,644 | \$1,906 | \$2,212 | \$2,241 | \$148,742 |
| Poisoning | 62 | 484 | 2,328 | \$1,994 | \$2,393 | \$2,523 | \$126,878 |
| Cutting and piercing instrument | 10 | 174 | 1,031 | \$1,464 | \$1,738 | \$1,664 | \$14,641 |
| Other mechanism | 3 | 19 | 227 | \$1,456 | \$1,429 | \$1,867 | \$7,223 |
| Other cause of violence | 2 | 20 | 179 | \$531 | \$1,449 | \$1,405 | \$1,061 |
| Injuries of undetermined intent | 17 | 108 | 969 | \$1,575 | \$1,789 | \$2,114 | \$30,676 |
| Adverse effects of medical treatment | 113 | 1,863 | 10,412 | \$1,300 | \$1,380 | \$1,330 | \$166,055 |
| Unknown | 1 | 140 | 691 | \$834 | \$901 | \$925 | \$834 |

| Type of Injury**** | Hospital | Peer | State | Hospital | Peer | State | Hospital |
|-----------------------------|----------|--------|---------|----------|---------|---------|-------------|
| All Encounters | 4,827 | 32,198 | 181,796 | \$1,103 | \$1,131 | \$1,158 | \$5,664,465 |
| Fractures | 694 | 4,439 | 25,241 | \$1,242 | \$1,425 | \$1,486 | \$947,864 |
| Sprains | 1,436 | 7,021 | 37,520 | \$990 | \$989 | \$1,035 | \$1,496,728 |
| Intracranial | 194 | 945 | 5,789 | \$2,840 | \$2,191 | \$2,399 | \$581,734 |
| Open wounds | 989 | 7,631 | 42,497 | \$875 | \$943 | \$941 | \$890,196 |
| Superficial | 96 | 819 | 5,869 | \$636 | \$749 | \$720 | \$66,521 |
| Contusions | 510 | 3,779 | 23,697 | \$979 | \$990 | \$1,035 | \$539,166 |
| Foreign bodies | 101 | 716 | 3,926 | \$1,067 | \$878 | \$898 | \$121,819 |
| Burns | 67 | 421 | 2,712 | \$699 | \$673 | \$657 | \$51,352 |
| Complications | 157 | 2,566 | 13,886 | \$1,451 | \$1,298 | \$1,337 | \$236,534 |
| Poisoning and toxic effects | 189 | 1,438 | 7,414 | \$1,471 | \$1,640 | \$1,594 | \$290,055 |
| Other injury | 394 | 2,423 | 13,245 | \$1,038 | \$1,223 | \$1,216 | \$442,496 |

* Outliers were excluded in the calculation of average charges.

** Excludes professional fees.

*** Based on ICD-9 E-Code.

**** Based on Principal Diagnosis.

Table 16
ED Outpatient Encounters Due to Injury or Poisoning
January 1, 2009 to December 31, 2009

Health District of Hospital: TriCounty
Inpatient Peer group: Acute, rural, low CMI (n=16)

County: Duchesne
Ownership: Government

ED beds: 7
Affiliation: Freestanding

| Intent and mechanism of injury*** | # of Encounters | | | Average ER Charges (\$)* | | | Total Charges (\$) ** |
|---|-----------------|--------|---------|--------------------------|---------|---------|-----------------------|
| | Hospital | Peer | State | Hospital | Peer | State | Hospital |
| All Injury Encounters | 3,631 | 24,486 | 201,171 | \$668 | \$862 | \$1,202 | \$2,697,300 |
| Unintentional injuries | 3,586 | 22,755 | 179,391 | \$665 | \$844 | \$1,154 | \$2,652,808 |
| Falls | 8 | 5,567 | 58,180 | \$1,172 | \$951 | \$1,361 | \$9,377 |
| Motor vehicle traffic | 3 | 1,946 | 20,271 | \$191 | \$1,480 | \$1,512 | \$574 |
| Struck against or accidentally by object or persons | 2 | 2,513 | 25,926 | \$317 | \$682 | \$955 | \$634 |
| Overexertion and strenuous movements | 5 | 1,619 | 15,496 | \$723 | \$602 | \$913 | \$3,616 |
| Cutting or piercing instruments or objects | 4 | 1,724 | 13,441 | \$378 | \$562 | \$810 | \$1,510 |
| Natural and environmental factors | 5 | 985 | 6,522 | \$227 | \$587 | \$787 | \$1,137 |
| Poisoning | 2 | 330 | 4,032 | \$398 | \$1,050 | \$1,362 | \$796 |
| Other and not elsewhere classified | 3,556 | 5,262 | 16,531 | \$665 | \$725 | \$910 | \$2,634,668 |
| Mechanism unspecified | 1 | 601 | 7,010 | \$497 | \$708 | \$1,098 | \$497 |
| Intentional injuries | 9 | 605 | 9,708 | \$915 | \$1,522 | \$1,904 | \$8,232 |
| Assault | 8 | 383 | 5,885 | \$950 | \$1,331 | \$1,704 | \$7,598 |
| Unarmed fight,striking by blunt/thrown object | 5 | 269 | 2,901 | \$529 | \$1,339 | \$1,694 | \$2,643 |
| Other mechanism | 3 | 107 | 2,655 | \$1,652 | \$1,283 | \$1,703 | \$4,955 |
| Self-inflicted | 1 | 214 | 3,644 | \$634 | \$1,906 | \$2,241 | \$634 |
| Poisoning | 1 | 141 | 2,328 | \$634 | \$2,071 | \$2,523 | \$634 |
| Adverse effects of medical treatment | 35 | 995 | 10,412 | \$929 | \$833 | \$1,330 | \$32,512 |
| Unknown | 1 | 74 | 691 | . | \$612 | \$925 | \$3,749 |

| Type of Injury**** | Hospital | Peer | State | Hospital | Peer | State | Hospital |
|-----------------------------|----------|--------|---------|----------|---------|---------|-------------|
| All Encounters | 3,440 | 22,399 | 181,796 | \$615 | \$838 | \$1,158 | \$2,337,768 |
| Fractures | 369 | 3,399 | 25,241 | \$709 | \$1,167 | \$1,486 | \$344,072 |
| Sprains | 915 | 4,121 | 37,520 | \$551 | \$682 | \$1,035 | \$564,908 |
| Intracranial | 135 | 729 | 5,789 | \$2,386 | \$2,183 | \$2,399 | \$327,838 |
| Open wounds | 850 | 5,843 | 42,497 | \$477 | \$657 | \$941 | \$412,002 |
| Superficial | 219 | 886 | 5,869 | \$483 | \$511 | \$720 | \$134,247 |
| Contusions | 370 | 2,936 | 23,697 | \$587 | \$737 | \$1,035 | \$236,716 |
| Foreign bodies | 68 | 470 | 3,926 | \$427 | \$569 | \$898 | \$29,059 |
| Burns | 65 | 368 | 2,712 | \$296 | \$473 | \$657 | \$19,259 |
| Complications | 124 | 1,343 | 13,886 | \$883 | \$936 | \$1,337 | \$117,354 |
| Poisoning and toxic effects | 77 | 741 | 7,414 | \$420 | \$1,005 | \$1,594 | \$32,339 |
| Other injury | 248 | 1,563 | 13,245 | \$441 | \$989 | \$1,216 | \$119,975 |

* Outliers were excluded in the calculation of average charges.
** Excludes professional fees.

*** Based on ICD-9 E-Code.
**** Based on Principal Diagnosis.

Health District of Hospital: Salt Lake County
Inpatient Peer group: Acute, urban, high CMI (n=2)

County: Salt Lake
Ownership: Government

ED beds: 28
Affiliation: University Healthcare

| Intent and mechanism of injury*** | # of Encounters | | | Average ER Charges (\$)* | | | Total Charges (\$)*** |
|---|-----------------|--------|---------|--------------------------|---------|---------|-----------------------|
| | Hospital | Peer | State | Hospital | Peer | State | Hospital |
| All Injury Encounters | 7,287 | 25,296 | 201,171 | \$1,110 | \$1,308 | \$1,202 | \$10,718,827 |
| Unintentional injuries | 6,172 | 21,357 | 179,391 | \$1,079 | \$1,250 | \$1,154 | \$8,799,263 |
| Falls | 2,146 | 6,796 | 58,180 | \$1,316 | \$1,477 | \$1,361 | \$3,399,653 |
| Motor vehicle traffic | 852 | 3,375 | 20,271 | \$1,367 | \$1,458 | \$1,512 | \$2,116,097 |
| Struck against or accidentally by object or persons | 601 | 2,660 | 25,926 | \$835 | \$1,002 | \$955 | \$575,257 |
| Overexertion and strenuous movements | 552 | 1,788 | 15,496 | \$648 | \$909 | \$913 | \$365,157 |
| Cutting or piercing instruments or objects | 569 | 1,553 | 13,441 | \$656 | \$893 | \$810 | \$410,835 |
| Natural and environmental factors | 175 | 664 | 6,522 | \$849 | \$843 | \$787 | \$205,361 |
| Poisoning | 69 | 399 | 4,032 | \$1,127 | \$1,571 | \$1,362 | \$79,953 |
| Fire and flames, hot subst/object caustic | 148 | 349 | 2,765 | \$819 | \$767 | \$709 | \$126,079 |
| Machinery | 60 | 168 | 1,125 | \$1,268 | \$1,523 | \$1,244 | \$80,005 |
| Pedal cyc,nontraffic/other | 246 | 539 | 3,862 | \$1,146 | \$1,448 | \$1,315 | \$407,213 |
| Motor vehicle, nontraffic | 60 | 189 | 2,525 | \$1,657 | \$1,603 | \$1,543 | \$184,590 |
| Other trans. [(E800-7,E826)(.0-.2,.8,.9)],E827-9,E831,E833-45 | 33 | 120 | 1,353 | \$1,452 | \$1,579 | \$1,584 | \$58,102 |
| Suffocation | 3 | 8 | 92 | \$887 | \$1,546 | \$1,324 | \$2,661 |
| Firearm missile | 15 | 33 | 260 | \$1,088 | \$1,169 | \$1,261 | \$50,207 |
| Other and not elsewhere classified | 378 | 1,319 | 16,531 | \$1,007 | \$1,103 | \$910 | \$469,819 |
| Mechanism unspecified | 265 | 1,397 | 7,010 | \$895 | \$1,217 | \$1,098 | \$268,275 |
| Intentional injuries | 692 | 1,908 | 9,708 | \$1,420 | \$1,804 | \$1,904 | \$1,362,705 |
| Assault | 458 | 1,201 | 5,885 | \$1,414 | \$1,610 | \$1,704 | \$998,479 |
| Unarmed fight,striking by blunt/thrown object | 259 | 605 | 2,901 | \$1,563 | \$1,650 | \$1,694 | \$491,074 |
| Cutting or piercing instrument | 43 | 83 | 288 | \$1,169 | \$1,566 | \$1,748 | \$270,888 |
| Firearm | 5 | 15 | 41 | \$1,790 | \$2,309 | \$2,267 | \$15,923 |
| Other mechanism | 151 | 498 | 2,655 | \$1,183 | \$1,547 | \$1,703 | \$220,595 |
| Self-inflicted | 221 | 670 | 3,644 | \$1,448 | \$2,170 | \$2,241 | \$349,732 |
| Poisoning | 122 | 421 | 2,328 | \$1,621 | \$2,448 | \$2,523 | \$210,646 |
| Cutting and piercing instrument | 73 | 195 | 1,031 | \$1,191 | \$1,693 | \$1,664 | \$99,633 |
| Suffocation | 3 | 6 | 58 | \$1,298 | \$1,682 | \$2,773 | \$3,893 |
| Other mechanism | 23 | 48 | 227 | \$1,348 | \$1,685 | \$1,867 | \$35,560 |
| Other cause of violence | 13 | 37 | 179 | \$1,115 | \$1,244 | \$1,405 | \$14,495 |
| Injuries of undetermined intent | 54 | 198 | 969 | \$1,589 | \$2,079 | \$2,114 | \$131,050 |
| Adverse effects of medical treatment | 340 | 1,647 | 10,412 | \$1,004 | \$1,425 | \$1,330 | \$398,286 |
| Unknown | 29 | 186 | 691 | \$949 | \$1,143 | \$925 | \$27,523 |

| Type of Injury**** | Hospital | Peer | State | Hospital | Peer | State | Hospital |
|-----------------------------|----------|--------|---------|----------|---------|---------|-------------|
| All Encounters | 6,473 | 21,307 | 181,796 | \$1,080 | \$1,241 | \$1,158 | \$9,344,381 |
| Fractures | 812 | 2,571 | 25,241 | \$1,506 | \$1,597 | \$1,486 | \$1,730,551 |
| Sprains | 1,428 | 4,647 | 37,520 | \$929 | \$1,017 | \$1,035 | \$1,437,423 |
| Intracranial | 189 | 685 | 5,789 | \$1,975 | \$2,387 | \$2,399 | \$520,750 |
| Open wounds | 1,344 | 4,328 | 42,497 | \$908 | \$1,087 | \$941 | \$1,842,549 |
| Superficial | 268 | 726 | 5,869 | \$690 | \$794 | \$720 | \$221,532 |
| Contusions | 947 | 3,198 | 23,697 | \$1,048 | \$1,117 | \$1,035 | \$1,390,577 |
| Foreign bodies | 93 | 376 | 3,926 | \$1,256 | \$1,102 | \$898 | \$123,514 |
| Burns | 160 | 342 | 2,712 | \$771 | \$713 | \$657 | \$161,081 |
| Complications | 477 | 1,883 | 13,886 | \$1,233 | \$1,446 | \$1,337 | \$868,055 |
| Poisoning and toxic effects | 200 | 894 | 7,414 | \$1,364 | \$1,846 | \$1,594 | \$307,914 |
| Other injury | 555 | 1,657 | 13,245 | \$1,081 | \$1,299 | \$1,216 | \$740,435 |

* Outliers were excluded in the calculation of average charges.
** Excludes professional fees.

*** Based on ICD-9 E-Code.
**** Based on Principal Diagnosis.

Health District of Hospital: Utah County
Inpatient Peer group: Acute, urban, upper medium CMI (n=4)

County: Utah
Ownership: Not for profit

ED beds: 20
Affiliation: Intermountain Healthcare

| Intent and mechanism of injury*** | # of Encounters | | | Average ER Charges (\$)* | | | Total Charges (\$)*** |
|---|-----------------|--------|---------|--------------------------|---------|---------|-----------------------|
| | Hospital | Peer | State | Hospital | Peer | State | Hospital |
| All Injury Encounters | 10,770 | 38,141 | 201,171 | \$1,212 | \$1,434 | \$1,202 | \$15,840,388 |
| Unintentional injuries | 9,507 | 33,255 | 179,391 | \$1,186 | \$1,377 | \$1,154 | \$13,895,722 |
| Falls | 3,036 | 11,273 | 58,180 | \$1,405 | \$1,648 | \$1,361 | \$4,721,486 |
| Motor vehicle traffic | 1,170 | 4,026 | 20,271 | \$1,583 | \$1,705 | \$1,512 | \$3,351,536 |
| Struck against or accidentally by object or persons | 1,575 | 4,603 | 25,926 | \$980 | \$1,116 | \$955 | \$1,623,038 |
| Overexertion and strenuous movements | 621 | 3,276 | 15,496 | \$844 | \$1,061 | \$913 | \$541,135 |
| Cutting or piercing instruments or objects | 674 | 2,577 | 13,441 | \$855 | \$1,001 | \$810 | \$605,930 |
| Natural and environmental factors | 317 | 1,226 | 6,522 | \$734 | \$931 | \$787 | \$270,188 |
| Poisoning | 241 | 846 | 4,032 | \$1,164 | \$1,509 | \$1,362 | \$289,623 |
| Fire and flames, hot subst/object caustic | 134 | 481 | 2,765 | \$704 | \$869 | \$709 | \$103,141 |
| Machinery | 58 | 164 | 1,125 | \$1,347 | \$1,499 | \$1,244 | \$78,138 |
| Pedal cyc,nontraffic/other | 241 | 687 | 3,862 | \$1,323 | \$1,502 | \$1,315 | \$372,761 |
| Motor vehicle, nontraffic | 126 | 322 | 2,525 | \$1,846 | \$1,818 | \$1,543 | \$387,478 |
| Other trans. [(E800-7,E826)(.0-.2,.8,.9)],E827-9,E831,E833-45 | 70 | 184 | 1,353 | \$1,702 | \$1,846 | \$1,584 | \$173,363 |
| Suffocation | 6 | 20 | 92 | \$1,678 | \$2,535 | \$1,324 | \$10,066 |
| Firearm missile | 15 | 45 | 260 | \$1,405 | \$1,698 | \$1,261 | \$48,312 |
| Other and not elsewhere classified | 782 | 2,152 | 16,531 | \$999 | \$1,158 | \$910 | \$865,331 |
| Mechanism unspecified | 441 | 1,373 | 7,010 | \$981 | \$1,277 | \$1,098 | \$454,195 |
| Intentional injuries | 545 | 2,281 | 9,708 | \$1,536 | \$2,063 | \$1,904 | \$965,614 |
| Assault | 279 | 1,419 | 5,885 | \$1,463 | \$1,953 | \$1,704 | \$490,458 |
| Unarmed fight,striking by blunt/thrown object | 105 | 586 | 2,901 | \$1,426 | \$1,967 | \$1,694 | \$174,375 |
| Cutting or piercing instrument | 10 | 84 | 288 | \$1,020 | \$1,856 | \$1,748 | \$46,272 |
| Other mechanism | 164 | 739 | 2,655 | \$1,504 | \$1,946 | \$1,703 | \$269,811 |
| Self-inflicted | 254 | 812 | 3,644 | \$1,643 | \$2,282 | \$2,241 | \$441,581 |
| Poisoning | 110 | 468 | 2,328 | \$1,817 | \$2,659 | \$2,523 | \$199,864 |
| Cutting and piercing instrument | 115 | 279 | 1,031 | \$1,498 | \$1,752 | \$1,664 | \$177,644 |
| Suffocation | 7 | 11 | 58 | \$2,348 | \$2,659 | \$2,773 | \$16,434 |
| Other mechanism | 22 | 54 | 227 | \$1,281 | \$1,701 | \$1,867 | \$47,639 |
| Other cause of violence | 12 | 50 | 179 | \$841 | \$1,475 | \$1,405 | \$33,575 |
| Injuries of undetermined intent | 117 | 338 | 969 | \$1,720 | \$2,170 | \$2,114 | \$205,822 |
| Adverse effects of medical treatment | 600 | 2,213 | 10,412 | \$1,220 | \$1,559 | \$1,330 | \$768,058 |
| Unknown | 1 | 54 | 691 | . | \$1,214 | \$925 | \$5,171 |

| Type of Injury**** | Hospital | Peer | State | Hospital | Peer | State | Hospital |
|-----------------------------|----------|--------|---------|----------|---------|---------|--------------|
| All Encounters | 9,591 | 34,345 | 181,796 | \$1,183 | \$1,381 | \$1,158 | \$13,902,880 |
| Fractures | 1,248 | 4,635 | 25,241 | \$1,576 | \$1,701 | \$1,486 | \$2,585,054 |
| Sprains | 1,987 | 7,600 | 37,520 | \$961 | \$1,178 | \$1,035 | \$2,302,400 |
| Intracranial | 296 | 1,105 | 5,789 | \$2,235 | \$2,766 | \$2,399 | \$869,212 |
| Open wounds | 2,274 | 7,487 | 42,497 | \$1,047 | \$1,165 | \$941 | \$2,777,728 |
| Superficial | 304 | 1,106 | 5,869 | \$752 | \$891 | \$720 | \$305,983 |
| Contusions | 1,132 | 4,276 | 23,697 | \$1,101 | \$1,231 | \$1,035 | \$1,644,008 |
| Foreign bodies | 275 | 732 | 3,926 | \$1,000 | \$1,162 | \$898 | \$278,520 |
| Burns | 125 | 429 | 2,712 | \$601 | \$782 | \$657 | \$84,139 |
| Complications | 738 | 2,855 | 13,886 | \$1,578 | \$1,783 | \$1,337 | \$1,372,643 |
| Poisoning and toxic effects | 481 | 1,496 | 7,414 | \$1,320 | \$1,793 | \$1,594 | \$648,589 |
| Other injury | 731 | 2,624 | 13,245 | \$1,137 | \$1,396 | \$1,216 | \$1,034,604 |

* Outliers were excluded in the calculation of average charges.
** Excludes professional fees.

*** Based on ICD-9 E-Code.
**** Based on Principal Diagnosis.

Health District of Hospital: Southwest Utah
Inpatient Peer group: Acute, rural, high CMI (n=7)

County: Iron
Ownership: Not for profit

ED beds: 7
Affiliation: Intermountain Healthcare

| Intent and mechanism of injury*** | # of Encounters | | | Average ER Charges (\$)* | | | Total Charges (\$)*** |
|---|-----------------|--------|---------|--------------------------|---------|---------|-----------------------|
| | Hospital | Peer | State | Hospital | Peer | State | Hospital |
| All Injury Encounters | 4,138 | 31,596 | 201,171 | \$844 | \$989 | \$1,202 | \$3,686,344 |
| Unintentional injuries | 3,642 | 28,627 | 179,391 | \$825 | \$968 | \$1,154 | \$3,157,782 |
| Falls | 1,116 | 9,144 | 58,180 | \$850 | \$1,120 | \$1,361 | \$961,997 |
| Motor vehicle traffic | 434 | 3,126 | 20,271 | \$1,323 | \$1,431 | \$1,512 | \$690,368 |
| Struck against or accidentally by object or persons | 452 | 4,113 | 25,926 | \$689 | \$780 | \$955 | \$311,567 |
| Overexertion and strenuous movements | 251 | 2,486 | 15,496 | \$557 | \$695 | \$913 | \$139,700 |
| Cutting or piercing instruments or objects | 295 | 2,050 | 13,441 | \$537 | \$622 | \$810 | \$158,317 |
| Natural and environmental factors | 116 | 1,125 | 6,522 | \$611 | \$643 | \$787 | \$70,856 |
| Poisoning | 51 | 578 | 4,032 | \$633 | \$968 | \$1,362 | \$32,291 |
| Fire and flames, hot subst/object caustic | 60 | 519 | 2,765 | \$517 | \$548 | \$709 | \$31,018 |
| Machinery | 17 | 219 | 1,125 | \$1,225 | \$1,018 | \$1,244 | \$20,826 |
| Pedal cyc,nontraffic/other | 93 | 579 | 3,862 | \$873 | \$1,192 | \$1,315 | \$81,187 |
| Motor vehicle, nontraffic | 132 | 708 | 2,525 | \$1,536 | \$1,503 | \$1,543 | \$207,802 |
| Other trans. [(E800-7,E826)(.0-.2,.8,.9)],E827-9,E831,E833-45 | 41 | 268 | 1,353 | \$1,163 | \$1,437 | \$1,584 | \$47,673 |
| Suffocation | 1 | 8 | 92 | \$2,014 | \$1,492 | \$1,324 | \$2,014 |
| Firearm missile | 12 | 54 | 260 | \$1,201 | \$1,286 | \$1,261 | \$14,411 |
| Other and not elsewhere classified | 435 | 2,505 | 16,531 | \$695 | \$773 | \$910 | \$307,362 |
| Mechanism unspecified | 136 | 1,145 | 7,010 | \$591 | \$839 | \$1,098 | \$80,394 |
| Intentional injuries | 162 | 1,082 | 9,708 | \$1,266 | \$1,492 | \$1,904 | \$234,208 |
| Assault | 105 | 662 | 5,885 | \$1,065 | \$1,340 | \$1,704 | \$130,180 |
| Unarmed fight,striking by blunt/thrown object | 32 | 420 | 2,901 | \$1,081 | \$1,322 | \$1,694 | \$48,745 |
| Cutting or piercing instrument | 3 | 19 | 288 | \$805 | \$1,263 | \$1,748 | \$2,416 |
| Other mechanism | 70 | 221 | 2,655 | \$1,069 | \$1,382 | \$1,703 | \$79,019 |
| Self-inflicted | 52 | 391 | 3,644 | \$1,733 | \$1,798 | \$2,241 | \$100,425 |
| Poisoning | 32 | 230 | 2,328 | \$1,916 | \$1,996 | \$2,523 | \$61,301 |
| Cutting and piercing instrument | 14 | 123 | 1,031 | \$1,311 | \$1,185 | \$1,664 | \$22,124 |
| Suffocation | 1 | 9 | 58 | . | \$3,417 | \$2,773 | \$8,707 |
| Other mechanism | 5 | 29 | 227 | \$1,659 | \$2,454 | \$1,867 | \$8,293 |
| Other cause of violence | 5 | 29 | 179 | \$720 | \$912 | \$1,405 | \$3,602 |
| Injuries of undetermined intent | 53 | 140 | 969 | \$1,377 | \$1,639 | \$2,114 | \$72,981 |
| Adverse effects of medical treatment | 279 | 1,579 | 10,412 | \$742 | \$982 | \$1,330 | \$220,353 |
| Unknown | 2 | 168 | 691 | \$510 | \$784 | \$925 | \$1,020 |

| Type of Injury**** | Hospital | Peer | State | Hospital | Peer | State | Hospital |
|-----------------------------|----------|--------|---------|----------|---------|---------|-------------|
| All Encounters | 3,454 | 27,913 | 181,796 | \$834 | \$974 | \$1,158 | \$3,046,163 |
| Fractures | 588 | 4,170 | 25,241 | \$1,139 | \$1,322 | \$1,486 | \$744,194 |
| Sprains | 531 | 5,008 | 37,520 | \$693 | \$823 | \$1,035 | \$373,794 |
| Intracranial | 66 | 949 | 5,789 | \$2,179 | \$2,340 | \$2,399 | \$154,006 |
| Open wounds | 875 | 6,789 | 42,497 | \$697 | \$809 | \$941 | \$624,324 |
| Superficial | 111 | 819 | 5,869 | \$494 | \$534 | \$720 | \$57,584 |
| Contusions | 572 | 4,258 | 23,697 | \$737 | \$889 | \$1,035 | \$438,822 |
| Foreign bodies | 74 | 547 | 3,926 | \$516 | \$565 | \$898 | \$40,389 |
| Burns | 59 | 501 | 2,712 | \$490 | \$491 | \$657 | \$28,902 |
| Complications | 162 | 1,874 | 13,886 | \$930 | \$1,053 | \$1,337 | \$164,431 |
| Poisoning and toxic effects | 137 | 986 | 7,414 | \$1,021 | \$1,095 | \$1,594 | \$139,814 |
| Other injury | 279 | 2,012 | 13,245 | \$928 | \$1,025 | \$1,216 | \$279,902 |

* Outliers were excluded in the calculation of average charges.
** Excludes professional fees.

*** Based on ICD-9 E-Code.
**** Based on Principal Diagnosis.

Health District of Hospital: Southeastern Utah
Inpatient Peer group: Acute, rural, low CMI (n=16)

County: Grand
Ownership: Government

ED beds: 3
Affiliation: Management

| | Number of Encounters | | | Charges(\$)* | | |
|--------------------|----------------------|--------|---------|--------------|--------------|-----------------|
| | Hospital | Peer | State | Hospital | Peer | State |
| Total ER charges | 3,935 | 71,843 | 684,176 | \$3,235,874 | \$69,685,943 | \$1,078,133,031 |
| Average ER charges | . | . | . | \$798 | \$895 | \$1,436 |

Principal Diagnosis Group and ICD-9 Codes**

| | | Number of Encounters | | | Average Charges (\$)*** | | |
|---|---|----------------------|--------|---------|-------------------------|---------|---------|
| | | Hospital | Peer | State | Hospital | Peer | State |
| Diabetes | 250.0-250.9 | 6 | 270 | 2,498 | \$479 | \$1,094 | \$1,705 |
| Otitis media and Eustachian tube disorders | 381-382 | 83 | 1,876 | 10,900 | \$298 | \$300 | \$481 |
| Heart dis. excl. ischemic | 391-392.0,393-398,402,404,415,416,420-429 | 38 | 664 | 5,381 | \$1,819 | \$1,816 | \$2,678 |
| Acute upper respiratory inf., excl. pharyngitis | 460-461,463-466 | 164 | 3,349 | 28,537 | \$443 | \$413 | \$724 |
| Acute pharyngitis | 462 | 46 | 857 | 6,880 | \$355 | \$366 | \$657 |
| Pneumonia | 480-486 | 33 | 755 | 7,226 | \$690 | \$1,068 | \$1,659 |
| Chronic and unspedified bronchitis | 490-491 | 41 | 1,156 | 6,301 | \$746 | \$616 | \$1,204 |
| Asthma | 493 | 41 | 726 | 6,274 | \$655 | \$700 | \$1,093 |
| Noninfectious enteritis and colitis | 555-558 | 25 | 1,133 | 6,843 | \$711 | \$892 | \$1,584 |
| Urinary tract infection, site not specified | 599.0 | 60 | 1,131 | 9,531 | \$472 | \$825 | \$1,529 |
| Dorsopathies | 720-724 | 65 | 1,534 | 15,757 | \$735 | \$752 | \$1,168 |
| Rheumatism, excluding back | 725-729 | 44 | 1,033 | 10,535 | \$671 | \$607 | \$976 |
| Convulsions | 780.3 | 11 | 222 | 3,354 | \$1,929 | \$1,558 | \$2,030 |
| Headache and migraine | 784.0,346.90 | 64 | 2,076 | 19,282 | \$940 | \$757 | \$1,537 |
| Chest pain | 786.5 | 50 | 1,765 | 25,725 | \$1,446 | \$1,882 | \$2,812 |
| Abdominal pain | 789.0 | 83 | 2,673 | 42,414 | \$1,583 | \$1,735 | \$2,582 |
| Fractures, excluding lower limb | 800-819 | 212 | 2,496 | 19,191 | \$1,075 | \$1,206 | \$1,532 |
| Fracture of lower limb | 820-829 | 72 | 903 | 6,050 | \$1,052 | \$1,061 | \$1,343 |
| Sprains and strains, excluding ankle and back | 840-844,845.1,848 | 110 | 1,735 | 13,220 | \$498 | \$555 | \$883 |
| Sprains and strains of ankle | 845.0 | 53 | 873 | 6,565 | \$600 | \$583 | \$915 |
| Sprains and strains of back | 846-847 | 54 | 1,513 | 17,735 | \$747 | \$888 | \$1,196 |
| Open wound of head | 870-873 | 133 | 2,416 | 19,467 | \$720 | \$712 | \$993 |
| Open wound, excluding head | 874-897 | 237 | 3,427 | 23,030 | \$668 | \$618 | \$897 |
| Superficial injury | 910-919 | 50 | 886 | 5,869 | \$340 | \$511 | \$720 |
| Contusion with intact skin surface | 920-924 | 186 | 2,936 | 23,697 | \$671 | \$737 | \$1,035 |
| All other | | 1,974 | 33,438 | 341,914 | \$832 | \$950 | \$1,434 |

* Excludes professional fees.

** Based on Principal Diagnosis.

*** Outliers were excluded in the calculation of average charges.

Health District of Hospital: Salt Lake County
Inpatient Peer group: Acute, urban, low CMI (n=6)

County: Salt Lake
Ownership: Not for profit

ED beds: 17
Affiliation: Intermountain Healthcare

| | Number of Encounters | | | Charges(\$)* | | |
|--------------------|----------------------|---------|---------|--------------|---------------|-----------------|
| | Hospital | Peer | State | Hospital | Peer | State |
| Total ER charges | 28,465 | 110,669 | 684,176 | \$41,057,446 | \$176,646,741 | \$1,078,133,031 |
| Average ER charges | . | . | . | \$1,391 | \$1,497 | \$1,436 |

Principal Diagnosis Group and ICD-9 Codes**

| | | Number of Encounters | | | Average Charges (\$)*** | | |
|---|---|----------------------|--------|---------|-------------------------|---------|---------|
| | | Hospital | Peer | State | Hospital | Peer | State |
| Diabetes | 250.0-250.9 | 82 | 332 | 2,498 | \$2,032 | \$1,857 | \$1,705 |
| Otitis media and Eustachian tube disorders | 381-382 | 297 | 1,738 | 10,900 | \$468 | \$587 | \$481 |
| Heart dis. excl. ischemic | 391-392.0,393-398,402,404,415,416,420-429 | 203 | 759 | 5,381 | \$2,721 | \$2,829 | \$2,678 |
| Acute upper respiratory inf., excl. pharyngitis | 460-461,463-466 | 718 | 4,370 | 28,537 | \$780 | \$882 | \$724 |
| Acute pharyngitis | 462 | 239 | 1,020 | 6,880 | \$746 | \$766 | \$657 |
| Pneumonia | 480-486 | 352 | 1,421 | 7,226 | \$1,454 | \$1,637 | \$1,659 |
| Chronic and unspedified bronchitis | 490-491 | 322 | 890 | 6,301 | \$1,221 | \$1,167 | \$1,204 |
| Asthma | 493 | 141 | 756 | 6,274 | \$1,151 | \$1,187 | \$1,093 |
| Noninfectious enteritis and colitis | 555-558 | 166 | 1,147 | 6,843 | \$1,769 | \$1,749 | \$1,584 |
| Urinary tract infection, site not specified | 599.0 | 294 | 1,348 | 9,531 | \$1,553 | \$1,601 | \$1,529 |
| Dorsopathies | 720-724 | 553 | 2,292 | 15,757 | \$1,239 | \$1,156 | \$1,168 |
| Rheumatism, excluding back | 725-729 | 455 | 1,698 | 10,535 | \$976 | \$1,003 | \$976 |
| Convulsions | 780.3 | 71 | 459 | 3,354 | \$2,199 | \$2,128 | \$2,030 |
| Headache and migraine | 784.0,346.90 | 880 | 3,335 | 19,282 | \$1,520 | \$1,518 | \$1,537 |
| Chest pain | 786.5 | 1,022 | 4,099 | 25,725 | \$2,253 | \$2,500 | \$2,812 |
| Abdominal pain | 789.0 | 2,023 | 7,181 | 42,414 | \$2,538 | \$2,610 | \$2,582 |
| Fractures, excluding lower limb | 800-819 | 867 | 3,393 | 19,191 | \$1,465 | \$1,480 | \$1,532 |
| Fracture of lower limb | 820-829 | 252 | 1,046 | 6,050 | \$1,105 | \$1,248 | \$1,343 |
| Sprains and strains, excluding ankle and back | 840-844,845.1,848 | 447 | 2,426 | 13,220 | \$824 | \$887 | \$883 |
| Sprains and strains of ankle | 845.0 | 252 | 1,167 | 6,565 | \$900 | \$910 | \$915 |
| Sprains and strains of back | 846-847 | 629 | 3,428 | 17,735 | \$940 | \$1,089 | \$1,196 |
| Open wound of head | 870-873 | 862 | 3,649 | 19,467 | \$1,044 | \$979 | \$993 |
| Open wound, excluding head | 874-897 | 1,017 | 3,982 | 23,030 | \$881 | \$910 | \$897 |
| Superficial injury | 910-919 | 225 | 819 | 5,869 | \$776 | \$749 | \$720 |
| Contusion with intact skin surface | 920-924 | 959 | 3,779 | 23,697 | \$961 | \$990 | \$1,035 |
| All other | | 15,137 | 54,135 | 341,914 | \$1,352 | \$1,565 | \$1,434 |

* Excludes professional fees.

** Based on Principal Diagnosis.

*** Outliers were excluded in the calculation of average charges.

Table 17
ED Outpatient Encounters by Top-Volume Diagnostic Categories
January 1, 2009 to December 31, 2009

Health District of Hospital: Utah County
Inpatient Peer group: Acute, urban, low CMI (n=6)

County: Utah
Ownership: Not for profit

ED beds: 11
Affiliation: Intermountain Healthcare

| | Number of Encounters | | | Charges(\$)* | | |
|--------------------|----------------------|---------|---------|--------------|---------------|-----------------|
| | Hospital | Peer | State | Hospital | Peer | State |
| Total ER charges | 24,246 | 110,669 | 684,176 | \$32,806,537 | \$176,646,741 | \$1,078,133,031 |
| Average ER charges | . | . | . | \$1,318 | \$1,497 | \$1,436 |

| Principal Diagnosis Group and ICD-9 Codes** | Number of Encounters | | | Average Charges (\$)*** | | |
|---|----------------------|--------|---------|-------------------------|---------|---------|
| | Hospital | Peer | State | Hospital | Peer | State |
| Diabetes 250.0-250.9 | 79 | 332 | 2,498 | \$1,365 | \$1,857 | \$1,705 |
| Otitis media and Eustachian tube disorders 381-382 | 255 | 1,738 | 10,900 | \$589 | \$587 | \$481 |
| Heart dis. excl. ischemic 391-392.0,393-398,402,404,415,416,420-429 | 203 | 759 | 5,381 | \$2,565 | \$2,829 | \$2,678 |
| Acute upper respiratory inf., excl. pharyngitis 460-461,463-466 | 1,029 | 4,370 | 28,537 | \$793 | \$882 | \$724 |
| Acute pharyngitis 462 | 222 | 1,020 | 6,880 | \$723 | \$766 | \$657 |
| Pneumonia 480-486 | 271 | 1,421 | 7,226 | \$1,511 | \$1,637 | \$1,659 |
| Chronic and unspedified bronchitis 490-491 | 151 | 890 | 6,301 | \$1,230 | \$1,167 | \$1,204 |
| Asthma 493 | 163 | 756 | 6,274 | \$931 | \$1,187 | \$1,093 |
| Noninfectious enteritis and colitis 555-558 | 285 | 1,147 | 6,843 | \$1,562 | \$1,749 | \$1,584 |
| Urinary tract infection, site not specified 599.0 | 245 | 1,348 | 9,531 | \$1,237 | \$1,601 | \$1,529 |
| Dorsopathies 720-724 | 495 | 2,292 | 15,757 | \$1,150 | \$1,156 | \$1,168 |
| Rheumatism, excluding back 725-729 | 386 | 1,698 | 10,535 | \$958 | \$1,003 | \$976 |
| Convulsions 780.3 | 159 | 459 | 3,354 | \$1,716 | \$2,128 | \$2,030 |
| Headache and migraine 784.0,346.90 | 808 | 3,335 | 19,282 | \$1,240 | \$1,518 | \$1,537 |
| Chest pain 786.5 | 974 | 4,099 | 25,725 | \$2,199 | \$2,500 | \$2,812 |
| Abdominal pain 789.0 | 1,673 | 7,181 | 42,414 | \$2,273 | \$2,610 | \$2,582 |
| Fractures, excluding lower limb 800-819 | 811 | 3,393 | 19,191 | \$1,271 | \$1,480 | \$1,532 |
| Fracture of lower limb 820-829 | 214 | 1,046 | 6,050 | \$1,083 | \$1,248 | \$1,343 |
| Sprains and strains, excluding ankle and back 840-844,845.1,848 | 560 | 2,426 | 13,220 | \$801 | \$887 | \$883 |
| Sprains and strains of ankle 845.0 | 263 | 1,167 | 6,565 | \$793 | \$910 | \$915 |
| Sprains and strains of back 846-847 | 716 | 3,428 | 17,735 | \$939 | \$1,089 | \$1,196 |
| Open wound of head 870-873 | 1,039 | 3,649 | 19,467 | \$895 | \$979 | \$993 |
| Open wound, excluding head 874-897 | 994 | 3,982 | 23,030 | \$840 | \$910 | \$897 |
| Superficial injury 910-919 | 164 | 819 | 5,869 | \$679 | \$749 | \$720 |
| Contusion with intact skin surface 920-924 | 872 | 3,779 | 23,697 | \$984 | \$990 | \$1,035 |
| All other | 11,215 | 54,135 | 341,914 | \$1,356 | \$1,565 | \$1,434 |

* Excludes professional fees.

** Based on Principal Diagnosis.

*** Outliers were excluded in the calculation of average charges.

Health District of Hospital: TriCounty
Inpatient Peer group: Acute, rural, high CMI (n=7)

County: Uintah
Ownership: Investor-owned

ED beds: 5
Affiliation: Lifepoint Hospitals, Inc.

| | Number of Encounters | | | Charges(\$)* | | |
|--------------------|----------------------|---------|---------|--------------|---------------|-----------------|
| | Hospital | Peer | State | Hospital | Peer | State |
| Total ER charges | 11,589 | 101,341 | 684,176 | \$11,942,124 | \$116,099,315 | \$1,078,133,031 |
| Average ER charges | . | . | . | \$895 | \$1,094 | \$1,436 |

Principal Diagnosis Group and ICD-9 Codes**

| | | Number of Encounters | | | Average Charges (\$)** | | |
|---|---|----------------------|--------|---------|------------------------|---------|---------|
| | | Hospital | Peer | State | Hospital | Peer | State |
| Diabetes | 250.0-250.9 | 20 | 385 | 2,498 | \$685 | \$1,414 | \$1,705 |
| Otitis media and Eustachian tube disorders | 381-382 | 371 | 1,786 | 10,900 | \$218 | \$364 | \$481 |
| Heart dis. excl. ischemic | 391-392.0,393-398,402,404,415,416,420-429 | 69 | 954 | 5,381 | \$2,036 | \$2,280 | \$2,678 |
| Acute upper respiratory inf., excl. pharyngitis | 460-461,463-466 | 699 | 4,063 | 28,537 | \$334 | \$556 | \$724 |
| Acute pharyngitis | 462 | 184 | 1,318 | 6,880 | \$278 | \$436 | \$657 |
| Pneumonia | 480-486 | 143 | 1,170 | 7,226 | \$1,258 | \$1,412 | \$1,659 |
| Chronic and unspedified bronchitis | 490-491 | 116 | 840 | 6,301 | \$795 | \$951 | \$1,204 |
| Asthma | 493 | 111 | 904 | 6,274 | \$560 | \$841 | \$1,093 |
| Noninfectious enteritis and colitis | 555-558 | 228 | 951 | 6,843 | \$1,066 | \$1,261 | \$1,584 |
| Urinary tract infection, site not specified | 599.0 | 195 | 1,926 | 9,531 | \$781 | \$1,227 | \$1,529 |
| Dorsopathies | 720-724 | 237 | 2,252 | 15,757 | \$878 | \$864 | \$1,168 |
| Rheumatism, excluding back | 725-729 | 202 | 1,479 | 10,535 | \$480 | \$785 | \$976 |
| Convulsions | 780.3 | 37 | 370 | 3,354 | \$1,817 | \$1,651 | \$2,030 |
| Headache and migraine | 784.0,346.90 | 372 | 2,941 | 19,282 | \$1,057 | \$1,159 | \$1,537 |
| Chest pain | 786.5 | 280 | 3,487 | 25,725 | \$2,548 | \$2,285 | \$2,812 |
| Abdominal pain | 789.0 | 376 | 5,465 | 42,414 | \$2,188 | \$1,993 | \$2,582 |
| Fractures, excluding lower limb | 800-819 | 277 | 3,183 | 19,191 | \$1,366 | \$1,399 | \$1,532 |
| Fracture of lower limb | 820-829 | 102 | 987 | 6,050 | \$862 | \$1,072 | \$1,343 |
| Sprains and strains, excluding ankle and back | 840-844,845.1,848 | 239 | 1,791 | 13,220 | \$548 | \$668 | \$883 |
| Sprains and strains of ankle | 845.0 | 124 | 982 | 6,565 | \$613 | \$692 | \$915 |
| Sprains and strains of back | 846-847 | 281 | 2,235 | 17,735 | \$993 | \$1,006 | \$1,196 |
| Open wound of head | 870-873 | 317 | 3,103 | 19,467 | \$764 | \$906 | \$993 |
| Open wound, excluding head | 874-897 | 450 | 3,686 | 23,030 | \$618 | \$729 | \$897 |
| Superficial injury | 910-919 | 122 | 819 | 5,869 | \$435 | \$534 | \$720 |
| Contusion with intact skin surface | 920-924 | 440 | 4,258 | 23,697 | \$804 | \$889 | \$1,035 |
| All other | | 5,597 | 50,006 | 341,914 | \$895 | \$1,051 | \$1,434 |

* Excludes professional fees.

** Based on Principal Diagnosis.

*** Outliers were excluded in the calculation of average charges.

Health District of Hospital: Bear River
Inpatient Peer group: Acute, rural, low CMI (n=16)

County: Box Elder
Ownership: Not for profit

ED beds: 3
Affiliation: Intermountain Healthcare

| | Number of Encounters | | | Charges(\$)* | | |
|--------------------|----------------------|--------|---------|--------------|--------------|-----------------|
| | Hospital | Peer | State | Hospital | Peer | State |
| Total ER charges | 5,396 | 71,843 | 684,176 | \$5,355,934 | \$69,685,943 | \$1,078,133,031 |
| Average ER charges | . | . | . | \$947 | \$895 | \$1,436 |

Principal Diagnosis Group and ICD-9 Codes**

| | | Number of Encounters | | | Average Charges (\$)*** | | |
|---|---|----------------------|--------|---------|-------------------------|---------|---------|
| | | Hospital | Peer | State | Hospital | Peer | State |
| Diabetes | 250.0-250.9 | 28 | 270 | 2,498 | \$1,278 | \$1,094 | \$1,705 |
| Otitis media and Eustachian tube disorders | 381-382 | 123 | 1,876 | 10,900 | \$424 | \$300 | \$481 |
| Heart dis. excl. ischemic | 391-392.0,393-398,402,404,415,416,420-429 | 34 | 664 | 5,381 | \$2,430 | \$1,816 | \$2,678 |
| Acute upper respiratory inf., excl. pharyngitis | 460-461,463-466 | 250 | 3,349 | 28,537 | \$499 | \$413 | \$724 |
| Acute pharyngitis | 462 | 55 | 857 | 6,880 | \$448 | \$366 | \$657 |
| Pneumonia | 480-486 | 51 | 755 | 7,226 | \$1,317 | \$1,068 | \$1,659 |
| Chronic and unspedified bronchitis | 490-491 | 42 | 1,156 | 6,301 | \$1,178 | \$616 | \$1,204 |
| Asthma | 493 | 57 | 726 | 6,274 | \$730 | \$700 | \$1,093 |
| Noninfectious enteritis and colitis | 555-558 | 64 | 1,133 | 6,843 | \$1,044 | \$892 | \$1,584 |
| Urinary tract infection, site not specified | 599.0 | 86 | 1,131 | 9,531 | \$1,010 | \$825 | \$1,529 |
| Dorsopathies | 720-724 | 117 | 1,534 | 15,757 | \$687 | \$752 | \$1,168 |
| Rheumatism, excluding back | 725-729 | 85 | 1,033 | 10,535 | \$854 | \$607 | \$976 |
| Convulsions | 780.3 | 15 | 222 | 3,354 | \$1,581 | \$1,558 | \$2,030 |
| Headache and migraine | 784.0,346.90 | 283 | 2,076 | 19,282 | \$818 | \$757 | \$1,537 |
| Chest pain | 786.5 | 163 | 1,765 | 25,725 | \$1,961 | \$1,882 | \$2,812 |
| Abdominal pain | 789.0 | 252 | 2,673 | 42,414 | \$1,627 | \$1,735 | \$2,582 |
| Fractures, excluding lower limb | 800-819 | 158 | 2,496 | 19,191 | \$1,347 | \$1,206 | \$1,532 |
| Fracture of lower limb | 820-829 | 59 | 903 | 6,050 | \$1,408 | \$1,061 | \$1,343 |
| Sprains and strains, excluding ankle and back | 840-844,845.1,848 | 77 | 1,735 | 13,220 | \$647 | \$555 | \$883 |
| Sprains and strains of ankle | 845.0 | 63 | 873 | 6,565 | \$676 | \$583 | \$915 |
| Sprains and strains of back | 846-847 | 93 | 1,513 | 17,735 | \$779 | \$888 | \$1,196 |
| Open wound of head | 870-873 | 215 | 2,416 | 19,467 | \$678 | \$712 | \$993 |
| Open wound, excluding head | 874-897 | 253 | 3,427 | 23,030 | \$735 | \$618 | \$897 |
| Superficial injury | 910-919 | 59 | 886 | 5,869 | \$471 | \$511 | \$720 |
| Contusion with intact skin surface | 920-924 | 163 | 2,936 | 23,697 | \$885 | \$737 | \$1,035 |
| All other | | 2,551 | 33,438 | 341,914 | \$931 | \$950 | \$1,434 |

* Excludes professional fees.

** Based on Principal Diagnosis.

*** Outliers were excluded in the calculation of average charges.

Table 17
ED Outpatient Encounters by Top-Volume Diagnostic Categories
January 1, 2009 to December 31, 2009

Health District of Hospital: Southwest Utah
Inpatient Peer group: Acute, rural, low CMI (n=16)

County: Beaver
Ownership: Government

ED beds: 2
Affiliation: Freestanding

| | Number of Encounters | | | Charges(\$)* | | |
|--------------------|----------------------|--------|---------|--------------|--------------|-----------------|
| | Hospital | Peer | State | Hospital | Peer | State |
| Total ER charges | 2,528 | 71,843 | 684,176 | \$2,488,708 | \$69,685,943 | \$1,078,133,031 |
| Average ER charges | . | . | . | \$937 | \$895 | \$1,436 |

Principal Diagnosis Group and ICD-9 Codes**

| | | Number of Encounters | | | Average Charges (\$)** | | |
|---|---|----------------------|--------|---------|------------------------|---------|---------|
| | | Hospital | Peer | State | Hospital | Peer | State |
| Diabetes | 250.0-250.9 | 6 | 270 | 2,498 | \$1,098 | \$1,094 | \$1,705 |
| Otitis media and Eustachian tube disorders | 381-382 | 113 | 1,876 | 10,900 | \$219 | \$300 | \$481 |
| Heart dis. excl. ischemic | 391-392.0,393-398,402,404,415,416,420-429 | 21 | 664 | 5,381 | \$2,039 | \$1,816 | \$2,678 |
| Acute upper respiratory inf., excl. pharyngitis | 460-461,463-466 | 126 | 3,349 | 28,537 | \$470 | \$413 | \$724 |
| Acute pharyngitis | 462 | 36 | 857 | 6,880 | \$210 | \$366 | \$657 |
| Pneumonia | 480-486 | 22 | 755 | 7,226 | \$1,159 | \$1,068 | \$1,659 |
| Chronic and unspedified bronchitis | 490-491 | 9 | 1,156 | 6,301 | \$1,103 | \$616 | \$1,204 |
| Asthma | 493 | 20 | 726 | 6,274 | \$577 | \$700 | \$1,093 |
| Noninfectious enteritis and colitis | 555-558 | 22 | 1,133 | 6,843 | \$1,070 | \$892 | \$1,584 |
| Urinary tract infection, site not specified | 599.0 | 34 | 1,131 | 9,531 | \$905 | \$825 | \$1,529 |
| Dorsopathies | 720-724 | 14 | 1,534 | 15,757 | \$693 | \$752 | \$1,168 |
| Rheumatism, excluding back | 725-729 | 24 | 1,033 | 10,535 | \$363 | \$607 | \$976 |
| Convulsions | 780.3 | 12 | 222 | 3,354 | \$1,787 | \$1,558 | \$2,030 |
| Headache and migraine | 784.0,346.90 | 64 | 2,076 | 19,282 | \$417 | \$757 | \$1,537 |
| Chest pain | 786.5 | 54 | 1,765 | 25,725 | \$1,946 | \$1,882 | \$2,812 |
| Abdominal pain | 789.0 | 107 | 2,673 | 42,414 | \$1,435 | \$1,735 | \$2,582 |
| Fractures, excluding lower limb | 800-819 | 104 | 2,496 | 19,191 | \$1,333 | \$1,206 | \$1,532 |
| Fracture of lower limb | 820-829 | 43 | 903 | 6,050 | \$1,067 | \$1,061 | \$1,343 |
| Sprains and strains, excluding ankle and back | 840-844,845.1,848 | 45 | 1,735 | 13,220 | \$520 | \$555 | \$883 |
| Sprains and strains of ankle | 845.0 | 27 | 873 | 6,565 | \$366 | \$583 | \$915 |
| Sprains and strains of back | 846-847 | 50 | 1,513 | 17,735 | \$1,720 | \$888 | \$1,196 |
| Open wound of head | 870-873 | 102 | 2,416 | 19,467 | \$552 | \$712 | \$993 |
| Open wound, excluding head | 874-897 | 146 | 3,427 | 23,030 | \$392 | \$618 | \$897 |
| Superficial injury | 910-919 | 26 | 886 | 5,869 | \$561 | \$511 | \$720 |
| Contusion with intact skin surface | 920-924 | 86 | 2,936 | 23,697 | \$773 | \$737 | \$1,035 |
| All other | | 1,215 | 33,438 | 341,914 | \$1,072 | \$950 | \$1,434 |

* Excludes professional fees.

** Based on Principal Diagnosis.

*** Outliers were excluded in the calculation of average charges.

Health District of Hospital: Bear River
Inpatient Peer group: Acute, rural, high CMI (n=7)

County: Box Elder
Ownership: Investor-owned

ED beds: 5
Affiliation: Mountainstar Healthcare

| | Number of Encounters | | | Charges(\$)* | | |
|--------------------|----------------------|---------|---------|--------------|---------------|-----------------|
| | Hospital | Peer | State | Hospital | Peer | State |
| Total ER charges | 7,651 | 101,341 | 684,176 | \$9,974,709 | \$116,099,315 | \$1,078,133,031 |
| Average ER charges | . | . | . | \$1,257 | \$1,094 | \$1,436 |

Principal Diagnosis Group and ICD-9 Codes**

| | | Number of Encounters | | | Average Charges (\$)*** | | |
|---|---|----------------------|--------|---------|-------------------------|---------|---------|
| | | Hospital | Peer | State | Hospital | Peer | State |
| Diabetes | 250.0-250.9 | 42 | 385 | 2,498 | \$1,459 | \$1,414 | \$1,705 |
| Otitis media and Eustachian tube disorders | 381-382 | 182 | 1,786 | 10,900 | \$537 | \$364 | \$481 |
| Heart dis. excl. ischemic | 391-392.0,393-398,402,404,415,416,420-429 | 110 | 954 | 5,381 | \$2,602 | \$2,280 | \$2,678 |
| Acute upper respiratory inf., excl. pharyngitis | 460-461,463-466 | 359 | 4,063 | 28,537 | \$787 | \$556 | \$724 |
| Acute pharyngitis | 462 | 70 | 1,318 | 6,880 | \$565 | \$436 | \$657 |
| Pneumonia | 480-486 | 122 | 1,170 | 7,226 | \$1,703 | \$1,412 | \$1,659 |
| Chronic and unspedified bronchitis | 490-491 | 20 | 840 | 6,301 | \$1,618 | \$951 | \$1,204 |
| Asthma | 493 | 72 | 904 | 6,274 | \$1,012 | \$841 | \$1,093 |
| Noninfectious enteritis and colitis | 555-558 | 63 | 951 | 6,843 | \$1,481 | \$1,261 | \$1,584 |
| Urinary tract infection, site not specified | 599.0 | 111 | 1,926 | 9,531 | \$1,258 | \$1,227 | \$1,529 |
| Dorsopathies | 720-724 | 121 | 2,252 | 15,757 | \$965 | \$864 | \$1,168 |
| Rheumatism, excluding back | 725-729 | 101 | 1,479 | 10,535 | \$897 | \$785 | \$976 |
| Convulsions | 780.3 | 28 | 370 | 3,354 | \$1,588 | \$1,651 | \$2,030 |
| Headache and migraine | 784.0,346.90 | 284 | 2,941 | 19,282 | \$1,190 | \$1,159 | \$1,537 |
| Chest pain | 786.5 | 247 | 3,487 | 25,725 | \$1,998 | \$2,285 | \$2,812 |
| Abdominal pain | 789.0 | 304 | 5,465 | 42,414 | \$2,018 | \$1,993 | \$2,582 |
| Fractures, excluding lower limb | 800-819 | 248 | 3,183 | 19,191 | \$1,660 | \$1,399 | \$1,532 |
| Fracture of lower limb | 820-829 | 79 | 987 | 6,050 | \$1,455 | \$1,072 | \$1,343 |
| Sprains and strains, excluding ankle and back | 840-844,845.1,848 | 183 | 1,791 | 13,220 | \$912 | \$668 | \$883 |
| Sprains and strains of ankle | 845.0 | 102 | 982 | 6,565 | \$931 | \$692 | \$915 |
| Sprains and strains of back | 846-847 | 214 | 2,235 | 17,735 | \$1,130 | \$1,006 | \$1,196 |
| Open wound of head | 870-873 | 325 | 3,103 | 19,467 | \$916 | \$906 | \$993 |
| Open wound, excluding head | 874-897 | 382 | 3,686 | 23,030 | \$846 | \$729 | \$897 |
| Superficial injury | 910-919 | 97 | 819 | 5,869 | \$659 | \$534 | \$720 |
| Contusion with intact skin surface | 920-924 | 343 | 4,258 | 23,697 | \$931 | \$889 | \$1,035 |
| All other | | 3,442 | 50,006 | 341,914 | \$1,330 | \$1,051 | \$1,434 |

* Excludes professional fees.

** Based on Principal Diagnosis.

*** Outliers were excluded in the calculation of average charges.

Health District of Hospital: Bear River
Inpatient Peer group: None (n=4)

County: Cache
Ownership: Investor-owned

ED beds: 2
Affiliation: Nat. Surgical Hosp.

| | Number of Encounters | | | Charges(\$)* | | |
|--------------------|----------------------|------|---------|--------------|------|-----------------|
| | Hospital | Peer | State | Hospital | Peer | State |
| Total ER charges | 961 | . | 684,176 | \$812,038 | . | \$1,078,133,031 |
| Average ER charges | . | . | . | \$835 | . | \$1,436 |

Principal Diagnosis Group and ICD-9 Codes**

| | | Number of Encounters | | | Average Charges (\$)*** | | |
|---|---|----------------------|------|---------|-------------------------|------|---------|
| | | Hospital | Peer | State | Hospital | Peer | State |
| Diabetes | 250.0-250.9 | 3 | . | 2,498 | \$691 | . | \$1,705 |
| Otitis media and Eustachian tube disorders | 381-382 | 11 | . | 10,900 | \$155 | . | \$481 |
| Heart dis. excl. ischemic | 391-392.0,393-398,402,404,415,416,420-429 | 10 | . | 5,381 | \$963 | . | \$2,678 |
| Acute upper respiratory inf., excl. pharyngitis | 460-461,463-466 | 23 | . | 28,537 | \$465 | . | \$724 |
| Acute pharyngitis | 462 | 6 | . | 6,880 | \$370 | . | \$657 |
| Pneumonia | 480-486 | 11 | . | 7,226 | \$1,041 | . | \$1,659 |
| Chronic and unspedified bronchitis | 490-491 | 9 | . | 6,301 | \$1,344 | . | \$1,204 |
| Asthma | 493 | 6 | . | 6,274 | \$509 | . | \$1,093 |
| Noninfectious enteritis and colitis | 555-558 | 19 | . | 6,843 | \$523 | . | \$1,584 |
| Urinary tract infection, site not specified | 599.0 | 8 | . | 9,531 | \$818 | . | \$1,529 |
| Dorsopathies | 720-724 | 13 | . | 15,757 | \$969 | . | \$1,168 |
| Rheumatism, excluding back | 725-729 | 18 | . | 10,535 | \$646 | . | \$976 |
| Convulsions | 780.3 | 3 | . | 3,354 | \$1,317 | . | \$2,030 |
| Headache and migraine | 784.0,346.90 | 53 | . | 19,282 | \$568 | . | \$1,537 |
| Chest pain | 786.5 | 59 | . | 25,725 | \$1,002 | . | \$2,812 |
| Abdominal pain | 789.0 | 80 | . | 42,414 | \$1,146 | . | \$2,582 |
| Fractures, excluding lower limb | 800-819 | 37 | . | 19,191 | \$966 | . | \$1,532 |
| Fracture of lower limb | 820-829 | 7 | . | 6,050 | \$489 | . | \$1,343 |
| Sprains and strains, excluding ankle and back | 840-844,845.1,848 | 6 | . | 13,220 | \$639 | . | \$883 |
| Sprains and strains of ankle | 845.0 | 2 | . | 6,565 | \$422 | . | \$915 |
| Sprains and strains of back | 846-847 | 6 | . | 17,735 | \$1,077 | . | \$1,196 |
| Open wound of head | 870-873 | 17 | . | 19,467 | \$840 | . | \$993 |
| Open wound, excluding head | 874-897 | 13 | . | 23,030 | \$861 | . | \$897 |
| Contusion with intact skin surface | 920-924 | 19 | . | 23,697 | \$566 | . | \$1,035 |
| All other | | 522 | . | 341,914 | \$838 | . | \$1,434 |

* Excludes professional fees.

** Based on Principal Diagnosis.

*** Outliers were excluded in the calculation of average charges.

Table 17
ED Outpatient Encounters by Top-Volume Diagnostic Categories
January 1, 2009 to December 31, 2009

Health District of Hospital: Southeastern Utah
Inpatient Peer group: Acute, rural, high CMI (n=7)

County: Carbon
Ownership: Investor-owned

ED beds: 9
Affiliation: Lifepoint Hospitals, Inc.

| | Number of Encounters | | | Charges(\$)* | | |
|--------------------|----------------------|---------|---------|--------------|---------------|-----------------|
| | Hospital | Peer | State | Hospital | Peer | State |
| Total ER charges | 13,418 | 101,341 | 684,176 | \$14,253,956 | \$116,099,315 | \$1,078,133,031 |
| Average ER charges | . | . | . | \$1,013 | \$1,094 | \$1,436 |

Principal Diagnosis Group and ICD-9 Codes**

| | | Number of Encounters | | | Average Charges (\$)** | | |
|---|---|----------------------|--------|---------|------------------------|---------|---------|
| | | Hospital | Peer | State | Hospital | Peer | State |
| Diabetes | 250.0-250.9 | 36 | 385 | 2,498 | \$1,405 | \$1,414 | \$1,705 |
| Otitis media and Eustachian tube disorders | 381-382 | 220 | 1,786 | 10,900 | \$318 | \$364 | \$481 |
| Heart dis. excl. ischemic | 391-392.0,393-398,402,404,415,416,420-429 | 101 | 954 | 5,381 | \$2,451 | \$2,280 | \$2,678 |
| Acute upper respiratory inf., excl. pharyngitis | 460-461,463-466 | 582 | 4,063 | 28,537 | \$458 | \$556 | \$724 |
| Acute pharyngitis | 462 | 266 | 1,318 | 6,880 | \$419 | \$436 | \$657 |
| Pneumonia | 480-486 | 172 | 1,170 | 7,226 | \$1,216 | \$1,412 | \$1,659 |
| Chronic and unspedified bronchitis | 490-491 | 149 | 840 | 6,301 | \$766 | \$951 | \$1,204 |
| Asthma | 493 | 104 | 904 | 6,274 | \$704 | \$841 | \$1,093 |
| Noninfectious enteritis and colitis | 555-558 | 75 | 951 | 6,843 | \$828 | \$1,261 | \$1,584 |
| Urinary tract infection, site not specified | 599.0 | 247 | 1,926 | 9,531 | \$950 | \$1,227 | \$1,529 |
| Dorsopathies | 720-724 | 437 | 2,252 | 15,757 | \$685 | \$864 | \$1,168 |
| Rheumatism, excluding back | 725-729 | 141 | 1,479 | 10,535 | \$872 | \$785 | \$976 |
| Convulsions | 780.3 | 48 | 370 | 3,354 | \$1,647 | \$1,651 | \$2,030 |
| Headache and migraine | 784.0,346.90 | 527 | 2,941 | 19,282 | \$898 | \$1,159 | \$1,537 |
| Chest pain | 786.5 | 414 | 3,487 | 25,725 | \$1,948 | \$2,285 | \$2,812 |
| Abdominal pain | 789.0 | 844 | 5,465 | 42,414 | \$1,990 | \$1,993 | \$2,582 |
| Fractures, excluding lower limb | 800-819 | 431 | 3,183 | 19,191 | \$1,293 | \$1,399 | \$1,532 |
| Fracture of lower limb | 820-829 | 148 | 987 | 6,050 | \$1,184 | \$1,072 | \$1,343 |
| Sprains and strains, excluding ankle and back | 840-844,845.1,848 | 359 | 1,791 | 13,220 | \$604 | \$668 | \$883 |
| Sprains and strains of ankle | 845.0 | 213 | 982 | 6,565 | \$725 | \$692 | \$915 |
| Sprains and strains of back | 846-847 | 381 | 2,235 | 17,735 | \$1,105 | \$1,006 | \$1,196 |
| Open wound of head | 870-873 | 344 | 3,103 | 19,467 | \$780 | \$906 | \$993 |
| Open wound, excluding head | 874-897 | 547 | 3,686 | 23,030 | \$571 | \$729 | \$897 |
| Superficial injury | 910-919 | 153 | 819 | 5,869 | \$478 | \$534 | \$720 |
| Contusion with intact skin surface | 920-924 | 926 | 4,258 | 23,697 | \$896 | \$889 | \$1,035 |
| All other | | 5,553 | 50,006 | 341,914 | \$1,025 | \$1,051 | \$1,434 |

* Excludes professional fees.
** Based on Principal Diagnosis.
*** Outliers were excluded in the calculation of average charges.

Health District of Hospital: Central Utah
Inpatient Peer group: Acute, rural, low CMI (n=16)

County: Juab
Ownership: Not for profit

ED beds: 2
Affiliation: Freestanding

| | Number of Encounters | | | Charges(\$)* | | |
|--------------------|----------------------|--------|---------|--------------|--------------|-----------------|
| | Hospital | Peer | State | Hospital | Peer | State |
| Total ER charges | 4,255 | 71,843 | 684,176 | \$4,570,077 | \$69,685,943 | \$1,078,133,031 |
| Average ER charges | . | . | . | \$961 | \$895 | \$1,436 |

Principal Diagnosis Group and ICD-9 Codes**

| | | Number of Encounters | | | Average Charges (\$)*** | | |
|---|---|----------------------|--------|---------|-------------------------|---------|---------|
| | | Hospital | Peer | State | Hospital | Peer | State |
| Diabetes | 250.0-250.9 | 12 | 270 | 2,498 | \$1,468 | \$1,094 | \$1,705 |
| Otitis media and Eustachian tube disorders | 381-382 | 79 | 1,876 | 10,900 | \$355 | \$300 | \$481 |
| Heart dis. excl. ischemic | 391-392.0,393-398,402,404,415,416,420-429 | 43 | 664 | 5,381 | \$2,133 | \$1,816 | \$2,678 |
| Acute upper respiratory inf., excl. pharyngitis | 460-461,463-466 | 122 | 3,349 | 28,537 | \$456 | \$413 | \$724 |
| Acute pharyngitis | 462 | 15 | 857 | 6,880 | \$412 | \$366 | \$657 |
| Pneumonia | 480-486 | 77 | 755 | 7,226 | \$886 | \$1,068 | \$1,659 |
| Chronic and unspedified bronchitis | 490-491 | 28 | 1,156 | 6,301 | \$799 | \$616 | \$1,204 |
| Asthma | 493 | 33 | 726 | 6,274 | \$723 | \$700 | \$1,093 |
| Noninfectious enteritis and colitis | 555-558 | 94 | 1,133 | 6,843 | \$842 | \$892 | \$1,584 |
| Urinary tract infection, site not specified | 599.0 | 69 | 1,131 | 9,531 | \$933 | \$825 | \$1,529 |
| Dorsopathies | 720-724 | 115 | 1,534 | 15,757 | \$858 | \$752 | \$1,168 |
| Rheumatism, excluding back | 725-729 | 48 | 1,033 | 10,535 | \$754 | \$607 | \$976 |
| Convulsions | 780.3 | 14 | 222 | 3,354 | \$1,354 | \$1,558 | \$2,030 |
| Headache and migraine | 784.0,346.90 | 176 | 2,076 | 19,282 | \$543 | \$757 | \$1,537 |
| Chest pain | 786.5 | 103 | 1,765 | 25,725 | \$2,112 | \$1,882 | \$2,812 |
| Abdominal pain | 789.0 | 156 | 2,673 | 42,414 | \$1,405 | \$1,735 | \$2,582 |
| Fractures, excluding lower limb | 800-819 | 155 | 2,496 | 19,191 | \$1,392 | \$1,206 | \$1,532 |
| Fracture of lower limb | 820-829 | 51 | 903 | 6,050 | \$744 | \$1,061 | \$1,343 |
| Sprains and strains, excluding ankle and back | 840-844,845.1,848 | 70 | 1,735 | 13,220 | \$549 | \$555 | \$883 |
| Sprains and strains of ankle | 845.0 | 46 | 873 | 6,565 | \$545 | \$583 | \$915 |
| Sprains and strains of back | 846-847 | 64 | 1,513 | 17,735 | \$1,181 | \$888 | \$1,196 |
| Open wound of head | 870-873 | 133 | 2,416 | 19,467 | \$495 | \$712 | \$993 |
| Open wound, excluding head | 874-897 | 148 | 3,427 | 23,030 | \$473 | \$618 | \$897 |
| Superficial injury | 910-919 | 41 | 886 | 5,869 | \$399 | \$511 | \$720 |
| Contusion with intact skin surface | 920-924 | 155 | 2,936 | 23,697 | \$686 | \$737 | \$1,035 |
| All other | | 2,208 | 33,438 | 341,914 | \$1,041 | \$950 | \$1,434 |

* Excludes professional fees.

** Based on Principal Diagnosis.

*** Outliers were excluded in the calculation of average charges.

Table 17
ED Outpatient Encounters by Top-Volume Diagnostic Categories
January 1, 2009 to December 31, 2009

Health District of Hospital: Davis County
Inpatient Peer group: Acute, urban, lower medium CMI (n=7)

County: Davis
Ownership: Investor-owned

ED beds: 21
Affiliation: IASIS Health Care

| | Number of Encounters | | | Charges(\$)* | | |
|--------------------|----------------------|---------|---------|--------------|---------------|-----------------|
| | Hospital | Peer | State | Hospital | Peer | State |
| Total ER charges | 28,018 | 128,732 | 684,176 | \$56,866,191 | \$257,694,434 | \$1,078,133,031 |
| Average ER charges | . | . | . | \$1,835 | \$1,789 | \$1,436 |

Principal Diagnosis Group and ICD-9 Codes**

| | | Number of Encounters | | | Average Charges (\$)*** | | |
|---|---|----------------------|--------|---------|-------------------------|---------|---------|
| | | Hospital | Peer | State | Hospital | Peer | State |
| Diabetes | 250.0-250.9 | 131 | 480 | 2,498 | \$2,234 | \$1,997 | \$1,705 |
| Otitis media and Eustachian tube disorders | 381-382 | 248 | 1,856 | 10,900 | \$567 | \$640 | \$481 |
| Heart dis. excl. ischemic | 391-392.0,393-398,402,404,415,416,420-429 | 239 | 1,011 | 5,381 | \$3,206 | \$3,173 | \$2,678 |
| Acute upper respiratory inf., excl. pharyngitis | 460-461,463-466 | 978 | 4,968 | 28,537 | \$910 | \$918 | \$724 |
| Acute pharyngitis | 462 | 279 | 1,507 | 6,880 | \$784 | \$801 | \$657 |
| Pneumonia | 480-486 | 210 | 1,390 | 7,226 | \$2,350 | \$2,067 | \$1,659 |
| Chronic and unspedified bronchitis | 490-491 | 156 | 1,069 | 6,301 | \$1,608 | \$1,513 | \$1,204 |
| Asthma | 493 | 274 | 1,221 | 6,274 | \$1,391 | \$1,497 | \$1,093 |
| Noninfectious enteritis and colitis | 555-558 | 365 | 1,045 | 6,843 | \$1,982 | \$2,204 | \$1,584 |
| Urinary tract infection, site not specified | 599.0 | 349 | 1,748 | 9,531 | \$1,847 | \$1,950 | \$1,529 |
| Dorsopathies | 720-724 | 452 | 2,625 | 15,757 | \$1,185 | \$1,365 | \$1,168 |
| Rheumatism, excluding back | 725-729 | 326 | 1,740 | 10,535 | \$1,118 | \$1,187 | \$976 |
| Convulsions | 780.3 | 199 | 725 | 3,354 | \$2,550 | \$2,566 | \$2,030 |
| Headache and migraine | 784.0,346.90 | 782 | 3,447 | 19,282 | \$1,602 | \$1,811 | \$1,537 |
| Chest pain | 786.5 | 1,067 | 5,060 | 25,725 | \$3,186 | \$3,170 | \$2,812 |
| Abdominal pain | 789.0 | 1,721 | 8,985 | 42,414 | \$2,912 | \$3,059 | \$2,582 |
| Fractures, excluding lower limb | 800-819 | 790 | 3,371 | 19,191 | \$1,923 | \$1,916 | \$1,532 |
| Fracture of lower limb | 820-829 | 271 | 1,091 | 6,050 | \$2,617 | \$1,888 | \$1,343 |
| Sprains and strains, excluding ankle and back | 840-844,845.1,848 | 740 | 3,026 | 13,220 | \$1,181 | \$1,128 | \$883 |
| Sprains and strains of ankle | 845.0 | 412 | 1,412 | 6,565 | \$1,275 | \$1,199 | \$915 |
| Sprains and strains of back | 846-847 | 918 | 4,309 | 17,735 | \$1,388 | \$1,399 | \$1,196 |
| Open wound of head | 870-873 | 1,072 | 3,455 | 19,467 | \$1,006 | \$1,124 | \$993 |
| Open wound, excluding head | 874-897 | 1,299 | 4,787 | 23,030 | \$945 | \$975 | \$897 |
| Superficial injury | 910-919 | 270 | 1,188 | 5,869 | \$753 | \$864 | \$720 |
| Contusion with intact skin surface | 920-924 | 1,202 | 4,655 | 23,697 | \$1,221 | \$1,239 | \$1,035 |
| All other | | 13,268 | 62,561 | 341,914 | \$2,021 | \$1,845 | \$1,434 |

* Excludes professional fees.

** Based on Principal Diagnosis.

*** Outliers were excluded in the calculation of average charges.

Health District of Hospital: Central Utah
Inpatient Peer group: Acute, rural, low CMI (n=16)

County: Millard
Ownership: Not for profit

ED beds: 6
Affiliation: Intermountain Healthcare

| | Number of Encounters | | | Charges(\$)* | | |
|--------------------|----------------------|--------|---------|--------------|--------------|-----------------|
| | Hospital | Peer | State | Hospital | Peer | State |
| Total ER charges | 2,925 | 71,843 | 684,176 | \$2,347,489 | \$69,685,943 | \$1,078,133,031 |
| Average ER charges | . | . | . | \$781 | \$895 | \$1,436 |

Principal Diagnosis Group and ICD-9 Codes**

| | | Number of Encounters | | | Average Charges (\$)*** | | |
|---|---|----------------------|--------|---------|-------------------------|---------|---------|
| | | Hospital | Peer | State | Hospital | Peer | State |
| Diabetes | 250.0-250.9 | 14 | 270 | 2,498 | \$1,070 | \$1,094 | \$1,705 |
| Otitis media and Eustachian tube disorders | 381-382 | 103 | 1,876 | 10,900 | \$348 | \$300 | \$481 |
| Heart dis. excl. ischemic | 391-392.0,393-398,402,404,415,416,420-429 | 25 | 664 | 5,381 | \$1,585 | \$1,816 | \$2,678 |
| Acute upper respiratory inf., excl. pharyngitis | 460-461,463-466 | 236 | 3,349 | 28,537 | \$389 | \$413 | \$724 |
| Acute pharyngitis | 462 | 43 | 857 | 6,880 | \$393 | \$366 | \$657 |
| Pneumonia | 480-486 | 31 | 755 | 7,226 | \$1,330 | \$1,068 | \$1,659 |
| Chronic and unspedified bronchitis | 490-491 | 23 | 1,156 | 6,301 | \$567 | \$616 | \$1,204 |
| Asthma | 493 | 23 | 726 | 6,274 | \$495 | \$700 | \$1,093 |
| Noninfectious enteritis and colitis | 555-558 | 60 | 1,133 | 6,843 | \$658 | \$892 | \$1,584 |
| Urinary tract infection, site not specified | 599.0 | 33 | 1,131 | 9,531 | \$838 | \$825 | \$1,529 |
| Dorsopathies | 720-724 | 48 | 1,534 | 15,757 | \$424 | \$752 | \$1,168 |
| Rheumatism, excluding back | 725-729 | 38 | 1,033 | 10,535 | \$569 | \$607 | \$976 |
| Convulsions | 780.3 | 5 | 222 | 3,354 | \$1,237 | \$1,558 | \$2,030 |
| Headache and migraine | 784.0,346.90 | 39 | 2,076 | 19,282 | \$864 | \$757 | \$1,537 |
| Chest pain | 786.5 | 71 | 1,765 | 25,725 | \$1,180 | \$1,882 | \$2,812 |
| Abdominal pain | 789.0 | 88 | 2,673 | 42,414 | \$1,339 | \$1,735 | \$2,582 |
| Fractures, excluding lower limb | 800-819 | 108 | 2,496 | 19,191 | \$1,109 | \$1,206 | \$1,532 |
| Fracture of lower limb | 820-829 | 43 | 903 | 6,050 | \$848 | \$1,061 | \$1,343 |
| Sprains and strains, excluding ankle and back | 840-844,845.1,848 | 86 | 1,735 | 13,220 | \$607 | \$555 | \$883 |
| Sprains and strains of ankle | 845.0 | 33 | 873 | 6,565 | \$576 | \$583 | \$915 |
| Sprains and strains of back | 846-847 | 40 | 1,513 | 17,735 | \$738 | \$888 | \$1,196 |
| Open wound of head | 870-873 | 111 | 2,416 | 19,467 | \$800 | \$712 | \$993 |
| Open wound, excluding head | 874-897 | 158 | 3,427 | 23,030 | \$752 | \$618 | \$897 |
| Superficial injury | 910-919 | 42 | 886 | 5,869 | \$759 | \$511 | \$720 |
| Contusion with intact skin surface | 920-924 | 139 | 2,936 | 23,697 | \$720 | \$737 | \$1,035 |
| All other | | 1,285 | 33,438 | 341,914 | \$835 | \$950 | \$1,434 |

* Excludes professional fees.

** Based on Principal Diagnosis.

*** Outliers were excluded in the calculation of average charges.

Health District of Hospital: Southwest Utah
Inpatient Peer group: Acute, rural, high CMI (n=7)

County: Washington
Ownership: Not for profit

ED beds: 12
Affiliation: Intermountain Healthcare

| | Number of Encounters | | | Charges(\$)* | | |
|--------------------|----------------------|---------|---------|--------------|---------------|-----------------|
| | Hospital | Peer | State | Hospital | Peer | State |
| Total ER charges | 32,056 | 101,341 | 684,176 | \$38,654,592 | \$116,099,315 | \$1,078,133,031 |
| Average ER charges | . | . | . | \$1,178 | \$1,094 | \$1,436 |

Principal Diagnosis Group and ICD-9 Codes**

| | | Number of Encounters | | | Average Charges (\$)*** | | |
|---|---|----------------------|--------|---------|-------------------------|---------|---------|
| | | Hospital | Peer | State | Hospital | Peer | State |
| Diabetes | 250.0-250.9 | 159 | 385 | 2,498 | \$1,372 | \$1,414 | \$1,705 |
| Otitis media and Eustachian tube disorders | 381-382 | 358 | 1,786 | 10,900 | \$359 | \$364 | \$481 |
| Heart dis. excl. ischemic | 391-392.0,393-398,402,404,415,416,420-429 | 372 | 954 | 5,381 | \$2,184 | \$2,280 | \$2,678 |
| Acute upper respiratory inf., excl. pharyngitis | 460-461,463-466 | 972 | 4,063 | 28,537 | \$635 | \$556 | \$724 |
| Acute pharyngitis | 462 | 307 | 1,318 | 6,880 | \$438 | \$436 | \$657 |
| Pneumonia | 480-486 | 352 | 1,170 | 7,226 | \$1,458 | \$1,412 | \$1,659 |
| Chronic and unspedified bronchitis | 490-491 | 266 | 840 | 6,301 | \$1,072 | \$951 | \$1,204 |
| Asthma | 493 | 368 | 904 | 6,274 | \$920 | \$841 | \$1,093 |
| Noninfectious enteritis and colitis | 555-558 | 261 | 951 | 6,843 | \$1,224 | \$1,261 | \$1,584 |
| Urinary tract infection, site not specified | 599.0 | 765 | 1,926 | 9,531 | \$1,464 | \$1,227 | \$1,529 |
| Dorsopathies | 720-724 | 611 | 2,252 | 15,757 | \$838 | \$864 | \$1,168 |
| Rheumatism, excluding back | 725-729 | 416 | 1,479 | 10,535 | \$837 | \$785 | \$976 |
| Convulsions | 780.3 | 135 | 370 | 3,354 | \$1,670 | \$1,651 | \$2,030 |
| Headache and migraine | 784.0,346.90 | 769 | 2,941 | 19,282 | \$1,415 | \$1,159 | \$1,537 |
| Chest pain | 786.5 | 1,302 | 3,487 | 25,725 | \$2,749 | \$2,285 | \$2,812 |
| Abdominal pain | 789.0 | 1,827 | 5,465 | 42,414 | \$2,047 | \$1,993 | \$2,582 |
| Fractures, excluding lower limb | 800-819 | 1,065 | 3,183 | 19,191 | \$1,399 | \$1,399 | \$1,532 |
| Fracture of lower limb | 820-829 | 339 | 987 | 6,050 | \$941 | \$1,072 | \$1,343 |
| Sprains and strains, excluding ankle and back | 840-844,845.1,848 | 578 | 1,791 | 13,220 | \$665 | \$668 | \$883 |
| Sprains and strains of ankle | 845.0 | 272 | 982 | 6,565 | \$662 | \$692 | \$915 |
| Sprains and strains of back | 846-847 | 828 | 2,235 | 17,735 | \$947 | \$1,006 | \$1,196 |
| Open wound of head | 870-873 | 1,060 | 3,103 | 19,467 | \$1,058 | \$906 | \$993 |
| Open wound, excluding head | 874-897 | 960 | 3,686 | 23,030 | \$804 | \$729 | \$897 |
| Superficial injury | 910-919 | 155 | 819 | 5,869 | \$452 | \$534 | \$720 |
| Contusion with intact skin surface | 920-924 | 1,391 | 4,258 | 23,697 | \$951 | \$889 | \$1,035 |
| All other | | 16,168 | 50,006 | 341,914 | \$1,071 | \$1,051 | \$1,434 |

* Excludes professional fees.

** Based on Principal Diagnosis.

*** Outliers were excluded in the calculation of average charges.

Table 17
ED Outpatient Encounters by Top-Volume Diagnostic Categories
January 1, 2009 to December 31, 2009

Health District of Hospital: Central Utah
Inpatient Peer group: Acute, rural, low CMI (n=16)

County: Millard
Ownership: Not for profit

ED beds: 3
Affiliation: Intermountain Healthcare

| | Number of Encounters | | | Charges(\$)* | | |
|--------------------|----------------------|--------|---------|--------------|--------------|-----------------|
| | Hospital | Peer | State | Hospital | Peer | State |
| Total ER charges | 1,389 | 71,843 | 684,176 | \$1,367,092 | \$69,685,943 | \$1,078,133,031 |
| Average ER charges | . | . | . | \$950 | \$895 | \$1,436 |

| Principal Diagnosis Group and ICD-9 Codes** | Number of Encounters | | | Average Charges (\$)*** | | |
|---|----------------------|--------|---------|-------------------------|---------|---------|
| | Hospital | Peer | State | Hospital | Peer | State |
| Diabetes 250.0-250.9 | 10 | 270 | 2,498 | \$1,263 | \$1,094 | \$1,705 |
| Otitis media and Eustachian tube disorders 381-382 | 35 | 1,876 | 10,900 | \$344 | \$300 | \$481 |
| Heart dis. excl. ischemic 391-392.0,393-398,402,404,415,416,420-429 | 15 | 664 | 5,381 | \$2,659 | \$1,816 | \$2,678 |
| Acute upper respiratory inf., excl. pharyngitis 460-461,463-466 | 67 | 3,349 | 28,537 | \$487 | \$413 | \$724 |
| Acute pharyngitis 462 | 3 | 857 | 6,880 | \$873 | \$366 | \$657 |
| Pneumonia 480-486 | 17 | 755 | 7,226 | \$937 | \$1,068 | \$1,659 |
| Chronic and unspedified bronchitis 490-491 | 11 | 1,156 | 6,301 | \$712 | \$616 | \$1,204 |
| Asthma 493 | 27 | 726 | 6,274 | \$581 | \$700 | \$1,093 |
| Noninfectious enteritis and colitis 555-558 | 39 | 1,133 | 6,843 | \$895 | \$892 | \$1,584 |
| Urinary tract infection, site not specified 599.0 | 21 | 1,131 | 9,531 | \$751 | \$825 | \$1,529 |
| Dorsopathies 720-724 | 23 | 1,534 | 15,757 | \$458 | \$752 | \$1,168 |
| Rheumatism, excluding back 725-729 | 16 | 1,033 | 10,535 | \$649 | \$607 | \$976 |
| Convulsions 780.3 | 4 | 222 | 3,354 | \$1,127 | \$1,558 | \$2,030 |
| Headache and migraine 784.0,346.90 | 31 | 2,076 | 19,282 | \$757 | \$757 | \$1,537 |
| Chest pain 786.5 | 36 | 1,765 | 25,725 | \$1,772 | \$1,882 | \$2,812 |
| Abdominal pain 789.0 | 54 | 2,673 | 42,414 | \$1,387 | \$1,735 | \$2,582 |
| Fractures, excluding lower limb 800-819 | 57 | 2,496 | 19,191 | \$1,464 | \$1,206 | \$1,532 |
| Fracture of lower limb 820-829 | 23 | 903 | 6,050 | \$1,092 | \$1,061 | \$1,343 |
| Sprains and strains, excluding ankle and back 840-844,845.1,848 | 40 | 1,735 | 13,220 | \$546 | \$555 | \$883 |
| Sprains and strains of ankle 845.0 | 20 | 873 | 6,565 | \$669 | \$583 | \$915 |
| Sprains and strains of back 846-847 | 38 | 1,513 | 17,735 | \$1,194 | \$888 | \$1,196 |
| Open wound of head 870-873 | 64 | 2,416 | 19,467 | \$1,100 | \$712 | \$993 |
| Open wound, excluding head 874-897 | 79 | 3,427 | 23,030 | \$735 | \$618 | \$897 |
| Superficial injury 910-919 | 20 | 886 | 5,869 | \$638 | \$511 | \$720 |
| Contusion with intact skin surface 920-924 | 67 | 2,936 | 23,697 | \$723 | \$737 | \$1,035 |
| All other | 572 | 33,438 | 341,914 | \$987 | \$950 | \$1,434 |

* Excludes professional fees.

** Based on Principal Diagnosis.

*** Outliers were excluded in the calculation of average charges.

Health District of Hospital: Southwest Utah
Inpatient Peer group: Acute, rural, low CMI (n=16)

County: Garfield
Ownership: Not for profit

ED beds: 2
Affiliation: Intermountain Healthcare

| | Number of Encounters | | | Charges(\$)* | | |
|--------------------|----------------------|--------|---------|--------------|--------------|-----------------|
| | Hospital | Peer | State | Hospital | Peer | State |
| Total ER charges | 1,887 | 71,843 | 684,176 | \$1,734,689 | \$69,685,943 | \$1,078,133,031 |
| Average ER charges | . | . | . | \$880 | \$895 | \$1,436 |

Principal Diagnosis Group and ICD-9 Codes**

| | | Number of Encounters | | | Average Charges (\$)*** | | |
|---|---|----------------------|--------|---------|-------------------------|---------|---------|
| | | Hospital | Peer | State | Hospital | Peer | State |
| Diabetes | 250.0-250.9 | 2 | 270 | 2,498 | \$430 | \$1,094 | \$1,705 |
| Otitis media and Eustachian tube disorders | 381-382 | 50 | 1,876 | 10,900 | \$386 | \$300 | \$481 |
| Heart dis. excl. ischemic | 391-392.0,393-398,402,404,415,416,420-429 | 11 | 664 | 5,381 | \$2,032 | \$1,816 | \$2,678 |
| Acute upper respiratory inf., excl. pharyngitis | 460-461,463-466 | 60 | 3,349 | 28,537 | \$318 | \$413 | \$724 |
| Acute pharyngitis | 462 | 30 | 857 | 6,880 | \$486 | \$366 | \$657 |
| Pneumonia | 480-486 | 12 | 755 | 7,226 | \$1,066 | \$1,068 | \$1,659 |
| Chronic and unspedified bronchitis | 490-491 | 38 | 1,156 | 6,301 | \$645 | \$616 | \$1,204 |
| Asthma | 493 | 23 | 726 | 6,274 | \$474 | \$700 | \$1,093 |
| Noninfectious enteritis and colitis | 555-558 | 51 | 1,133 | 6,843 | \$857 | \$892 | \$1,584 |
| Urinary tract infection, site not specified | 599.0 | 32 | 1,131 | 9,531 | \$698 | \$825 | \$1,529 |
| Dorsopathies | 720-724 | 33 | 1,534 | 15,757 | \$784 | \$752 | \$1,168 |
| Rheumatism, excluding back | 725-729 | 43 | 1,033 | 10,535 | \$663 | \$607 | \$976 |
| Convulsions | 780.3 | 2 | 222 | 3,354 | \$1,501 | \$1,558 | \$2,030 |
| Headache and migraine | 784.0,346.90 | 72 | 2,076 | 19,282 | \$659 | \$757 | \$1,537 |
| Chest pain | 786.5 | 56 | 1,765 | 25,725 | \$1,463 | \$1,882 | \$2,812 |
| Abdominal pain | 789.0 | 52 | 2,673 | 42,414 | \$1,815 | \$1,735 | \$2,582 |
| Fractures, excluding lower limb | 800-819 | 105 | 2,496 | 19,191 | \$1,218 | \$1,206 | \$1,532 |
| Fracture of lower limb | 820-829 | 45 | 903 | 6,050 | \$1,170 | \$1,061 | \$1,343 |
| Sprains and strains, excluding ankle and back | 840-844,845.1,848 | 40 | 1,735 | 13,220 | \$559 | \$555 | \$883 |
| Sprains and strains of ankle | 845.0 | 28 | 873 | 6,565 | \$548 | \$583 | \$915 |
| Sprains and strains of back | 846-847 | 24 | 1,513 | 17,735 | \$713 | \$888 | \$1,196 |
| Open wound of head | 870-873 | 74 | 2,416 | 19,467 | \$604 | \$712 | \$993 |
| Open wound, excluding head | 874-897 | 139 | 3,427 | 23,030 | \$723 | \$618 | \$897 |
| Superficial injury | 910-919 | 23 | 886 | 5,869 | \$379 | \$511 | \$720 |
| Contusion with intact skin surface | 920-924 | 68 | 2,936 | 23,697 | \$777 | \$737 | \$1,035 |
| All other | | 774 | 33,438 | 341,914 | \$967 | \$950 | \$1,434 |

* Excludes professional fees.

** Based on Principal Diagnosis.

*** Outliers were excluded in the calculation of average charges.

Health District of Hospital: Central Utah
Inpatient Peer group: Acute, rural, low CMI (n=16)

County: Sanpete
Ownership: Government

ED beds: 3
Affiliation: Freestanding

| | Number of Encounters | | | Charges(\$)* | | |
|--------------------|----------------------|--------|---------|--------------|--------------|-----------------|
| | Hospital | Peer | State | Hospital | Peer | State |
| Total ER charges | 4,243 | 71,843 | 684,176 | \$2,137,912 | \$69,685,943 | \$1,078,133,031 |
| Average ER charges | . | . | . | \$498 | \$895 | \$1,436 |

Principal Diagnosis Group and ICD-9 Codes**

| | | Number of Encounters | | | Average Charges (\$)** | | |
|---|---|----------------------|--------|---------|------------------------|---------|---------|
| | | Hospital | Peer | State | Hospital | Peer | State |
| Diabetes | 250.0-250.9 | 12 | 270 | 2,498 | \$750 | \$1,094 | \$1,705 |
| Otitis media and Eustachian tube disorders | 381-382 | 134 | 1,876 | 10,900 | \$214 | \$300 | \$481 |
| Heart dis. excl. ischemic | 391-392.0,393-398,402,404,415,416,420-429 | 33 | 664 | 5,381 | \$1,412 | \$1,816 | \$2,678 |
| Acute upper respiratory inf., excl. pharyngitis | 460-461,463-466 | 207 | 3,349 | 28,537 | \$281 | \$413 | \$724 |
| Acute pharyngitis | 462 | 79 | 857 | 6,880 | \$328 | \$366 | \$657 |
| Pneumonia | 480-486 | 45 | 755 | 7,226 | \$545 | \$1,068 | \$1,659 |
| Chronic and unspedified bronchitis | 490-491 | 151 | 1,156 | 6,301 | \$427 | \$616 | \$1,204 |
| Asthma | 493 | 24 | 726 | 6,274 | \$418 | \$700 | \$1,093 |
| Noninfectious enteritis and colitis | 555-558 | 87 | 1,133 | 6,843 | \$491 | \$892 | \$1,584 |
| Urinary tract infection, site not specified | 599.0 | 58 | 1,131 | 9,531 | \$381 | \$825 | \$1,529 |
| Dorsopathies | 720-724 | 90 | 1,534 | 15,757 | \$347 | \$752 | \$1,168 |
| Rheumatism, excluding back | 725-729 | 57 | 1,033 | 10,535 | \$420 | \$607 | \$976 |
| Convulsions | 780.3 | 15 | 222 | 3,354 | \$768 | \$1,558 | \$2,030 |
| Headache and migraine | 784.0,346.90 | 101 | 2,076 | 19,282 | \$370 | \$757 | \$1,537 |
| Chest pain | 786.5 | 66 | 1,765 | 25,725 | \$1,032 | \$1,882 | \$2,812 |
| Abdominal pain | 789.0 | 154 | 2,673 | 42,414 | \$788 | \$1,735 | \$2,582 |
| Fractures, excluding lower limb | 800-819 | 152 | 2,496 | 19,191 | \$657 | \$1,206 | \$1,532 |
| Fracture of lower limb | 820-829 | 40 | 903 | 6,050 | \$791 | \$1,061 | \$1,343 |
| Sprains and strains, excluding ankle and back | 840-844,845.1,848 | 91 | 1,735 | 13,220 | \$362 | \$555 | \$883 |
| Sprains and strains of ankle | 845.0 | 58 | 873 | 6,565 | \$348 | \$583 | \$915 |
| Sprains and strains of back | 846-847 | 49 | 1,513 | 17,735 | \$471 | \$888 | \$1,196 |
| Open wound of head | 870-873 | 142 | 2,416 | 19,467 | \$389 | \$712 | \$993 |
| Open wound, excluding head | 874-897 | 206 | 3,427 | 23,030 | \$422 | \$618 | \$897 |
| Superficial injury | 910-919 | 54 | 886 | 5,869 | \$278 | \$511 | \$720 |
| Contusion with intact skin surface | 920-924 | 181 | 2,936 | 23,697 | \$458 | \$737 | \$1,035 |
| All other | | 1,957 | 33,438 | 341,914 | \$531 | \$950 | \$1,434 |

* Excludes professional fees.

** Based on Principal Diagnosis.

*** Outliers were excluded in the calculation of average charges.

Table 17
ED Outpatient Encounters by Top-Volume Diagnostic Categories
January 1, 2009 to December 31, 2009

Health District of Hospital: Wasatch County
Inpatient Peer group: Acute, rural, low CMI (n=16)

County: Wasatch
Ownership: Not for profit

ED beds: 5
Affiliation: Intermountain Healthcare

| | Number of Encounters | | | Charges(\$)* | | |
|--------------------|----------------------|--------|---------|--------------|--------------|-----------------|
| | Hospital | Peer | State | Hospital | Peer | State |
| Total ER charges | 5,805 | 71,843 | 684,176 | \$4,691,159 | \$69,685,943 | \$1,078,133,031 |
| Average ER charges | . | . | . | \$803 | \$895 | \$1,436 |

| Principal Diagnosis Group and ICD-9 Codes** | Number of Encounters | | | Average Charges (\$)*** | | |
|---|----------------------|--------|---------|-------------------------|---------|---------|
| | Hospital | Peer | State | Hospital | Peer | State |
| Diabetes 250.0-250.9 | 20 | 270 | 2,498 | \$825 | \$1,094 | \$1,705 |
| Otitis media and Eustachian tube disorders 381-382 | 83 | 1,876 | 10,900 | \$323 | \$300 | \$481 |
| Heart dis. excl. ischemic 391-392.0,393-398,402,404,415,416,420-429 | 43 | 664 | 5,381 | \$1,508 | \$1,816 | \$2,678 |
| Acute upper respiratory inf., excl. pharyngitis 460-461,463-466 | 295 | 3,349 | 28,537 | \$408 | \$413 | \$724 |
| Acute pharyngitis 462 | 40 | 857 | 6,880 | \$384 | \$366 | \$657 |
| Pneumonia 480-486 | 88 | 755 | 7,226 | \$938 | \$1,068 | \$1,659 |
| Chronic and unspedified bronchitis 490-491 | 46 | 1,156 | 6,301 | \$544 | \$616 | \$1,204 |
| Asthma 493 | 41 | 726 | 6,274 | \$707 | \$700 | \$1,093 |
| Noninfectious enteritis and colitis 555-558 | 124 | 1,133 | 6,843 | \$811 | \$892 | \$1,584 |
| Urinary tract infection, site not specified 599.0 | 67 | 1,131 | 9,531 | \$628 | \$825 | \$1,529 |
| Dorsopathies 720-724 | 136 | 1,534 | 15,757 | \$564 | \$752 | \$1,168 |
| Rheumatism, excluding back 725-729 | 100 | 1,033 | 10,535 | \$622 | \$607 | \$976 |
| Convulsions 780.3 | 27 | 222 | 3,354 | \$1,074 | \$1,558 | \$2,030 |
| Headache and migraine 784.0,346.90 | 145 | 2,076 | 19,282 | \$644 | \$757 | \$1,537 |
| Chest pain 786.5 | 161 | 1,765 | 25,725 | \$1,245 | \$1,882 | \$2,812 |
| Abdominal pain 789.0 | 215 | 2,673 | 42,414 | \$1,245 | \$1,735 | \$2,582 |
| Fractures, excluding lower limb 800-819 | 238 | 2,496 | 19,191 | \$1,244 | \$1,206 | \$1,532 |
| Fracture of lower limb 820-829 | 88 | 903 | 6,050 | \$1,088 | \$1,061 | \$1,343 |
| Sprains and strains, excluding ankle and back 840-844,845.1,848 | 168 | 1,735 | 13,220 | \$601 | \$555 | \$883 |
| Sprains and strains of ankle 845.0 | 70 | 873 | 6,565 | \$632 | \$583 | \$915 |
| Sprains and strains of back 846-847 | 132 | 1,513 | 17,735 | \$903 | \$888 | \$1,196 |
| Open wound of head 870-873 | 259 | 2,416 | 19,467 | \$737 | \$712 | \$993 |
| Open wound, excluding head 874-897 | 331 | 3,427 | 23,030 | \$711 | \$618 | \$897 |
| Superficial injury 910-919 | 51 | 886 | 5,869 | \$564 | \$511 | \$720 |
| Contusion with intact skin surface 920-924 | 304 | 2,936 | 23,697 | \$719 | \$737 | \$1,035 |
| All other | 2,533 | 33,438 | 341,914 | \$821 | \$950 | \$1,434 |

* Excludes professional fees.

** Based on Principal Diagnosis.

*** Outliers were excluded in the calculation of average charges.

Health District of Hospital: Salt Lake County
Inpatient Peer group: Acute, urban, high CMI (n=2)

County: Salt Lake
Ownership: Not for profit

ED beds: 54
Affiliation: Intermountain Healthcare

| | Number of Encounters | | | Charges(\$)* | | |
|--------------------|----------------------|---------|---------|---------------|---------------|-----------------|
| | Hospital | Peer | State | Hospital | Peer | State |
| Total ER charges | 70,876 | 100,430 | 684,176 | \$130,349,437 | \$174,363,655 | \$1,078,133,031 |
| Average ER charges | . | . | . | \$1,718 | \$1,603 | \$1,436 |

Principal Diagnosis Group and ICD-9 Codes**

| | | Number of Encounters | | | Average Charges (\$)*** | | |
|---|---|----------------------|--------|---------|-------------------------|---------|---------|
| | | Hospital | Peer | State | Hospital | Peer | State |
| Diabetes | 250.0-250.9 | 321 | 417 | 2,498 | \$1,877 | \$1,759 | \$1,705 |
| Otitis media and Eustachian tube disorders | 381-382 | 562 | 656 | 10,900 | \$552 | \$526 | \$481 |
| Heart dis. excl. ischemic | 391-392.0,393-398,402,404,415,416,420-429 | 576 | 737 | 5,381 | \$2,940 | \$2,756 | \$2,678 |
| Acute upper respiratory inf., excl. pharyngitis | 460-461,463-466 | 1,972 | 2,664 | 28,537 | \$920 | \$840 | \$724 |
| Acute pharyngitis | 462 | 560 | 757 | 6,880 | \$880 | \$812 | \$657 |
| Pneumonia | 480-486 | 862 | 1,021 | 7,226 | \$1,841 | \$1,835 | \$1,659 |
| Chronic and unspecified bronchitis | 490-491 | 691 | 867 | 6,301 | \$1,511 | \$1,411 | \$1,204 |
| Asthma | 493 | 560 | 741 | 6,274 | \$1,420 | \$1,339 | \$1,093 |
| Noninfectious enteritis and colitis | 555-558 | 424 | 596 | 6,843 | \$2,211 | \$1,990 | \$1,584 |
| Urinary tract infection, site not specified | 599.0 | 897 | 1,291 | 9,531 | \$1,880 | \$1,761 | \$1,529 |
| Dorsopathies | 720-724 | 2,229 | 3,254 | 15,757 | \$1,407 | \$1,288 | \$1,168 |
| Rheumatism, excluding back | 725-729 | 1,514 | 2,225 | 10,535 | \$1,109 | \$998 | \$976 |
| Convulsions | 780.3 | 286 | 469 | 3,354 | \$2,466 | \$2,212 | \$2,030 |
| Headache and migraine | 784.0,346.90 | 2,207 | 3,351 | 19,282 | \$1,890 | \$1,807 | \$1,537 |
| Chest pain | 786.5 | 3,617 | 5,123 | 25,725 | \$3,128 | \$2,958 | \$2,812 |
| Abdominal pain | 789.0 | 5,766 | 8,354 | 42,414 | \$2,899 | \$2,609 | \$2,582 |
| Fractures, excluding lower limb | 800-819 | 1,300 | 1,919 | 19,191 | \$1,690 | \$1,655 | \$1,532 |
| Fracture of lower limb | 820-829 | 459 | 652 | 6,050 | \$1,494 | \$1,433 | \$1,343 |
| Sprains and strains, excluding ankle and back | 840-844,845.1,848 | 1,003 | 1,423 | 13,220 | \$909 | \$833 | \$883 |
| Sprains and strains of ankle | 845.0 | 540 | 786 | 6,565 | \$1,017 | \$936 | \$915 |
| Sprains and strains of back | 846-847 | 1,676 | 2,438 | 17,735 | \$1,160 | \$1,153 | \$1,196 |
| Open wound of head | 870-873 | 1,336 | 1,869 | 19,467 | \$1,213 | \$1,148 | \$993 |
| Open wound, excluding head | 874-897 | 1,648 | 2,459 | 23,030 | \$1,126 | \$1,041 | \$897 |
| Superficial injury | 910-919 | 458 | 726 | 5,869 | \$856 | \$794 | \$720 |
| Contusion with intact skin surface | 920-924 | 2,251 | 3,198 | 23,697 | \$1,146 | \$1,117 | \$1,035 |
| All other | | 37,161 | 52,437 | 341,914 | \$1,617 | \$1,507 | \$1,434 |

* Excludes professional fees.

** Based on Principal Diagnosis.

*** Outliers were excluded in the calculation of average charges.

Table 17
ED Outpatient Encounters by Top-Volume Diagnostic Categories
January 1, 2009 to December 31, 2009

Health District of Hospital: Salt Lake County
Inpatient Peer group: Acute, urban, low CMI (n=6)

County: Salt Lake
Ownership: Investor-owned

ED beds: 10
Affiliation: IASIS Health Care

| | Number of Encounters | | | Charges(\$)* | | |
|--------------------|----------------------|---------|---------|--------------|---------------|-----------------|
| | Hospital | Peer | State | Hospital | Peer | State |
| Total ER charges | 30,330 | 110,669 | 684,176 | \$64,121,358 | \$176,646,741 | \$1,078,133,031 |
| Average ER charges | . | . | . | \$1,903 | \$1,497 | \$1,436 |

| Principal Diagnosis Group and ICD-9 Codes** | Number of Encounters | | | Average Charges (\$)*** | | |
|---|----------------------|--------|---------|-------------------------|---------|---------|
| | Hospital | Peer | State | Hospital | Peer | State |
| Diabetes 250.0-250.9 | 97 | 332 | 2,498 | \$2,362 | \$1,857 | \$1,705 |
| Otitis media and Eustachian tube disorders 381-382 | 690 | 1,738 | 10,900 | \$687 | \$587 | \$481 |
| Heart dis. excl. ischemic 391-392.0,393-398,402,404,415,416,420-429 | 193 | 759 | 5,381 | \$3,295 | \$2,829 | \$2,678 |
| Acute upper respiratory inf., excl. pharyngitis 460-461,463-466 | 1,555 | 4,370 | 28,537 | \$1,113 | \$882 | \$724 |
| Acute pharyngitis 462 | 304 | 1,020 | 6,880 | \$918 | \$766 | \$657 |
| Pneumonia 480-486 | 520 | 1,421 | 7,226 | \$1,901 | \$1,637 | \$1,659 |
| Chronic and unspedified bronchitis 490-491 | 113 | 890 | 6,301 | \$1,642 | \$1,167 | \$1,204 |
| Asthma 493 | 282 | 756 | 6,274 | \$1,448 | \$1,187 | \$1,093 |
| Noninfectious enteritis and colitis 555-558 | 313 | 1,147 | 6,843 | \$1,869 | \$1,749 | \$1,584 |
| Urinary tract infection, site not specified 599.0 | 407 | 1,348 | 9,531 | \$1,943 | \$1,601 | \$1,529 |
| Dorsopathies 720-724 | 513 | 2,292 | 15,757 | \$1,319 | \$1,156 | \$1,168 |
| Rheumatism, excluding back 725-729 | 379 | 1,698 | 10,535 | \$1,146 | \$1,003 | \$976 |
| Convulsions 780.3 | 140 | 459 | 3,354 | \$2,649 | \$2,128 | \$2,030 |
| Headache and migraine 784.0,346.90 | 833 | 3,335 | 19,282 | \$1,957 | \$1,518 | \$1,537 |
| Chest pain 786.5 | 1,207 | 4,099 | 25,725 | \$3,243 | \$2,500 | \$2,812 |
| Abdominal pain 789.0 | 1,782 | 7,181 | 42,414 | \$3,197 | \$2,610 | \$2,582 |
| Fractures, excluding lower limb 800-819 | 872 | 3,393 | 19,191 | \$1,911 | \$1,480 | \$1,532 |
| Fracture of lower limb 820-829 | 288 | 1,046 | 6,050 | \$1,841 | \$1,248 | \$1,343 |
| Sprains and strains, excluding ankle and back 840-844,845.1,848 | 735 | 2,426 | 13,220 | \$1,083 | \$887 | \$883 |
| Sprains and strains of ankle 845.0 | 313 | 1,167 | 6,565 | \$1,110 | \$910 | \$915 |
| Sprains and strains of back 846-847 | 1,032 | 3,428 | 17,735 | \$1,367 | \$1,089 | \$1,196 |
| Open wound of head 870-873 | 894 | 3,649 | 19,467 | \$1,112 | \$979 | \$993 |
| Open wound, excluding head 874-897 | 1,003 | 3,982 | 23,030 | \$1,114 | \$910 | \$897 |
| Superficial injury 910-919 | 232 | 819 | 5,869 | \$896 | \$749 | \$720 |
| Contusion with intact skin surface 920-924 | 1,036 | 3,779 | 23,697 | \$1,122 | \$990 | \$1,035 |
| All other | 14,597 | 54,135 | 341,914 | \$2,100 | \$1,565 | \$1,434 |

* Excludes professional fees.

** Based on Principal Diagnosis.

*** Outliers were excluded in the calculation of average charges.

Table 17
ED Outpatient Encounters by Top-Volume Diagnostic Categories
January 1, 2009 to December 31, 2009

Health District of Hospital: Southwest Utah
Inpatient Peer group: Acute, rural, low CMI (n=16)

County: Kane
Ownership: Government

ED beds: 1
Affiliation: Management

| | Number of Encounters | | | Charges(\$)* | | |
|--------------------|----------------------|--------|---------|--------------|--------------|-----------------|
| | Hospital | Peer | State | Hospital | Peer | State |
| Total ER charges | 2,704 | 71,843 | 684,176 | \$1,173,385 | \$69,685,943 | \$1,078,133,031 |
| Average ER charges | . | . | . | \$436 | \$895 | \$1,436 |

Principal Diagnosis Group and ICD-9 Codes**

| | | Number of Encounters | | | Average Charges (\$)** | | |
|---|---|----------------------|--------|---------|------------------------|---------|---------|
| | | Hospital | Peer | State | Hospital | Peer | State |
| Diabetes | 250.0-250.9 | 12 | 270 | 2,498 | \$523 | \$1,094 | \$1,705 |
| Otitis media and Eustachian tube disorders | 381-382 | 39 | 1,876 | 10,900 | \$216 | \$300 | \$481 |
| Heart dis. excl. ischemic | 391-392.0,393-398,402,404,415,416,420-429 | 53 | 664 | 5,381 | \$862 | \$1,816 | \$2,678 |
| Acute upper respiratory inf., excl. pharyngitis | 460-461,463-466 | 123 | 3,349 | 28,537 | \$273 | \$413 | \$724 |
| Acute pharyngitis | 462 | 45 | 857 | 6,880 | \$234 | \$366 | \$657 |
| Pneumonia | 480-486 | 34 | 755 | 7,226 | \$719 | \$1,068 | \$1,659 |
| Chronic and unspedified bronchitis | 490-491 | 33 | 1,156 | 6,301 | \$369 | \$616 | \$1,204 |
| Asthma | 493 | 35 | 726 | 6,274 | \$395 | \$700 | \$1,093 |
| Noninfectious enteritis and colitis | 555-558 | 33 | 1,133 | 6,843 | \$515 | \$892 | \$1,584 |
| Urinary tract infection, site not specified | 599.0 | 75 | 1,131 | 9,531 | \$492 | \$825 | \$1,529 |
| Dorsopathies | 720-724 | 46 | 1,534 | 15,757 | \$287 | \$752 | \$1,168 |
| Rheumatism, excluding back | 725-729 | 34 | 1,033 | 10,535 | \$289 | \$607 | \$976 |
| Convulsions | 780.3 | 14 | 222 | 3,354 | \$639 | \$1,558 | \$2,030 |
| Headache and migraine | 784.0,346.90 | 64 | 2,076 | 19,282 | \$391 | \$757 | \$1,537 |
| Chest pain | 786.5 | 59 | 1,765 | 25,725 | \$779 | \$1,882 | \$2,812 |
| Abdominal pain | 789.0 | 83 | 2,673 | 42,414 | \$499 | \$1,735 | \$2,582 |
| Fractures, excluding lower limb | 800-819 | 116 | 2,496 | 19,191 | \$496 | \$1,206 | \$1,532 |
| Fracture of lower limb | 820-829 | 58 | 903 | 6,050 | \$433 | \$1,061 | \$1,343 |
| Sprains and strains, excluding ankle and back | 840-844,845.1,848 | 73 | 1,735 | 13,220 | \$244 | \$555 | \$883 |
| Sprains and strains of ankle | 845.0 | 36 | 873 | 6,565 | \$271 | \$583 | \$915 |
| Sprains and strains of back | 846-847 | 70 | 1,513 | 17,735 | \$360 | \$888 | \$1,196 |
| Open wound of head | 870-873 | 77 | 2,416 | 19,467 | \$362 | \$712 | \$993 |
| Open wound, excluding head | 874-897 | 164 | 3,427 | 23,030 | \$395 | \$618 | \$897 |
| Superficial injury | 910-919 | 39 | 886 | 5,869 | \$308 | \$511 | \$720 |
| Contusion with intact skin surface | 920-924 | 124 | 2,936 | 23,697 | \$295 | \$737 | \$1,035 |
| All other | | 1,165 | 33,438 | 341,914 | \$471 | \$950 | \$1,434 |

* Excludes professional fees.

** Based on Principal Diagnosis.

*** Outliers were excluded in the calculation of average charges.

Table 17
ED Outpatient Encounters by Top-Volume Diagnostic Categories
January 1, 2009 to December 31, 2009

Health District of Hospital: Davis County
Inpatient Peer group: Acute, urban, lower medium CMI (n=7)

County: Davis
Ownership: Investor-owned

ED beds: 11
Affiliation: Mountainstar Healthcare

| | Number of Encounters | | | Charges(\$)* | | |
|--------------------|----------------------|---------|---------|--------------|---------------|-----------------|
| | Hospital | Peer | State | Hospital | Peer | State |
| Total ER charges | 13,405 | 128,732 | 684,176 | \$27,842,933 | \$257,694,434 | \$1,078,133,031 |
| Average ER charges | . | . | . | \$1,902 | \$1,789 | \$1,436 |

Principal Diagnosis Group and ICD-9 Codes**

| | | Number of Encounters | | | Average Charges (\$)*** | | |
|---|---|----------------------|--------|---------|-------------------------|---------|---------|
| | | Hospital | Peer | State | Hospital | Peer | State |
| Diabetes | 250.0-250.9 | 41 | 480 | 2,498 | \$1,794 | \$1,997 | \$1,705 |
| Otitis media and Eustachian tube disorders | 381-382 | 185 | 1,856 | 10,900 | \$775 | \$640 | \$481 |
| Heart dis. excl. ischemic | 391-392.0,393-398,402,404,415,416,420-429 | 140 | 1,011 | 5,381 | \$2,841 | \$3,173 | \$2,678 |
| Acute upper respiratory inf., excl. pharyngitis | 460-461,463-466 | 466 | 4,968 | 28,537 | \$967 | \$918 | \$724 |
| Acute pharyngitis | 462 | 157 | 1,507 | 6,880 | \$824 | \$801 | \$657 |
| Pneumonia | 480-486 | 169 | 1,390 | 7,226 | \$2,143 | \$2,067 | \$1,659 |
| Chronic and unspedified bronchitis | 490-491 | 119 | 1,069 | 6,301 | \$1,310 | \$1,513 | \$1,204 |
| Asthma | 493 | 130 | 1,221 | 6,274 | \$1,564 | \$1,497 | \$1,093 |
| Noninfectious enteritis and colitis | 555-558 | 53 | 1,045 | 6,843 | \$2,634 | \$2,204 | \$1,584 |
| Urinary tract infection, site not specified | 599.0 | 133 | 1,748 | 9,531 | \$1,861 | \$1,950 | \$1,529 |
| Dorsopathies | 720-724 | 334 | 2,625 | 15,757 | \$1,523 | \$1,365 | \$1,168 |
| Rheumatism, excluding back | 725-729 | 160 | 1,740 | 10,535 | \$1,308 | \$1,187 | \$976 |
| Convulsions | 780.3 | 63 | 725 | 3,354 | \$2,523 | \$2,566 | \$2,030 |
| Headache and migraine | 784.0,346.90 | 507 | 3,447 | 19,282 | \$1,749 | \$1,811 | \$1,537 |
| Chest pain | 786.5 | 572 | 5,060 | 25,725 | \$3,113 | \$3,170 | \$2,812 |
| Abdominal pain | 789.0 | 996 | 8,985 | 42,414 | \$3,337 | \$3,059 | \$2,582 |
| Fractures, excluding lower limb | 800-819 | 504 | 3,371 | 19,191 | \$1,989 | \$1,916 | \$1,532 |
| Fracture of lower limb | 820-829 | 150 | 1,091 | 6,050 | \$1,541 | \$1,888 | \$1,343 |
| Sprains and strains, excluding ankle and back | 840-844,845.1,848 | 336 | 3,026 | 13,220 | \$1,077 | \$1,128 | \$883 |
| Sprains and strains of ankle | 845.0 | 138 | 1,412 | 6,565 | \$1,093 | \$1,199 | \$915 |
| Sprains and strains of back | 846-847 | 458 | 4,309 | 17,735 | \$1,344 | \$1,399 | \$1,196 |
| Open wound of head | 870-873 | 396 | 3,455 | 19,467 | \$1,350 | \$1,124 | \$993 |
| Open wound, excluding head | 874-897 | 544 | 4,787 | 23,030 | \$908 | \$975 | \$897 |
| Superficial injury | 910-919 | 98 | 1,188 | 5,869 | \$895 | \$864 | \$720 |
| Contusion with intact skin surface | 920-924 | 472 | 4,655 | 23,697 | \$1,257 | \$1,239 | \$1,035 |
| All other | | 6,084 | 62,561 | 341,914 | \$2,026 | \$1,845 | \$1,434 |

* Excludes professional fees.

** Based on Principal Diagnosis.

*** Outliers were excluded in the calculation of average charges.

Table 17
ED Outpatient Encounters by Top-Volume Diagnostic Categories
January 1, 2009 to December 31, 2009

Health District of Hospital: Salt Lake County
Inpatient Peer group: Acute, urban, lower medium CMI (n=7)

County: Salt Lake
Ownership: Not for profit

ED beds: 24
Affiliation: Intermountain Healthcare

| | Number of Encounters | | | Charges(\$)* | | |
|--------------------|----------------------|---------|---------|--------------|---------------|-----------------|
| | Hospital | Peer | State | Hospital | Peer | State |
| Total ER charges | 22,798 | 128,732 | 684,176 | \$40,057,956 | \$257,694,434 | \$1,078,133,031 |
| Average ER charges | . | . | . | \$1,665 | \$1,789 | \$1,436 |

Principal Diagnosis Group and ICD-9 Codes**

| | | Number of Encounters | | | Average Charges (\$)** | | |
|---|---|----------------------|--------|---------|------------------------|---------|---------|
| | | Hospital | Peer | State | Hospital | Peer | State |
| Diabetes | 250.0-250.9 | 103 | 480 | 2,498 | \$1,712 | \$1,997 | \$1,705 |
| Otitis media and Eustachian tube disorders | 381-382 | 110 | 1,856 | 10,900 | \$530 | \$640 | \$481 |
| Heart dis. excl. ischemic | 391-392.0,393-398,402,404,415,416,420-429 | 158 | 1,011 | 5,381 | \$2,859 | \$3,173 | \$2,678 |
| Acute upper respiratory inf., excl. pharyngitis | 460-461,463-466 | 447 | 4,968 | 28,537 | \$899 | \$918 | \$724 |
| Acute pharyngitis | 462 | 176 | 1,507 | 6,880 | \$893 | \$801 | \$657 |
| Pneumonia | 480-486 | 184 | 1,390 | 7,226 | \$1,949 | \$2,067 | \$1,659 |
| Chronic and unspedified bronchitis | 490-491 | 219 | 1,069 | 6,301 | \$1,541 | \$1,513 | \$1,204 |
| Asthma | 493 | 163 | 1,221 | 6,274 | \$1,492 | \$1,497 | \$1,093 |
| Noninfectious enteritis and colitis | 555-558 | 152 | 1,045 | 6,843 | \$2,391 | \$2,204 | \$1,584 |
| Urinary tract infection, site not specified | 599.0 | 247 | 1,748 | 9,531 | \$1,827 | \$1,950 | \$1,529 |
| Dorsopathies | 720-724 | 728 | 2,625 | 15,757 | \$1,354 | \$1,365 | \$1,168 |
| Rheumatism, excluding back | 725-729 | 483 | 1,740 | 10,535 | \$1,117 | \$1,187 | \$976 |
| Convulsions | 780.3 | 79 | 725 | 3,354 | \$2,616 | \$2,566 | \$2,030 |
| Headache and migraine | 784.0,346.90 | 622 | 3,447 | 19,282 | \$1,859 | \$1,811 | \$1,537 |
| Chest pain | 786.5 | 982 | 5,060 | 25,725 | \$2,707 | \$3,170 | \$2,812 |
| Abdominal pain | 789.0 | 1,852 | 8,985 | 42,414 | \$2,925 | \$3,059 | \$2,582 |
| Fractures, excluding lower limb | 800-819 | 467 | 3,371 | 19,191 | \$1,757 | \$1,916 | \$1,532 |
| Fracture of lower limb | 820-829 | 149 | 1,091 | 6,050 | \$1,395 | \$1,888 | \$1,343 |
| Sprains and strains, excluding ankle and back | 840-844,845.1,848 | 280 | 3,026 | 13,220 | \$881 | \$1,128 | \$883 |
| Sprains and strains of ankle | 845.0 | 173 | 1,412 | 6,565 | \$983 | \$1,199 | \$915 |
| Sprains and strains of back | 846-847 | 432 | 4,309 | 17,735 | \$1,006 | \$1,399 | \$1,196 |
| Open wound of head | 870-873 | 397 | 3,455 | 19,467 | \$1,307 | \$1,124 | \$993 |
| Open wound, excluding head | 874-897 | 676 | 4,787 | 23,030 | \$1,027 | \$975 | \$897 |
| Superficial injury | 910-919 | 161 | 1,188 | 5,869 | \$812 | \$864 | \$720 |
| Contusion with intact skin surface | 920-924 | 684 | 4,655 | 23,697 | \$1,227 | \$1,239 | \$1,035 |
| All other | | 12,674 | 62,561 | 341,914 | \$1,568 | \$1,845 | \$1,434 |

* Excludes professional fees.

** Based on Principal Diagnosis.

*** Outliers were excluded in the calculation of average charges.

Table 17
ED Outpatient Encounters by Top-Volume Diagnostic Categories
January 1, 2009 to December 31, 2009

Health District of Hospital: Bear River
Inpatient Peer group: Acute, rural, high CMI (n=7)

County: Cache
Ownership: Not for profit

ED beds: 16
Affiliation: Intermountain Healthcare

| | Number of Encounters | | | Charges(\$)* | | |
|--------------------|----------------------|---------|---------|--------------|---------------|-----------------|
| | Hospital | Peer | State | Hospital | Peer | State |
| Total ER charges | 21,812 | 101,341 | 684,176 | \$25,594,735 | \$116,099,315 | \$1,078,133,031 |
| Average ER charges | . | . | . | \$1,138 | \$1,094 | \$1,436 |

Principal Diagnosis Group and ICD-9 Codes**

| | | Number of Encounters | | | Average Charges (\$)*** | | |
|---|---|----------------------|--------|---------|-------------------------|---------|---------|
| | | Hospital | Peer | State | Hospital | Peer | State |
| Diabetes | 250.0-250.9 | 73 | 385 | 2,498 | \$1,649 | \$1,414 | \$1,705 |
| Otitis media and Eustachian tube disorders | 381-382 | 328 | 1,786 | 10,900 | \$486 | \$364 | \$481 |
| Heart dis. excl. ischemic | 391-392.0,393-398,402,404,415,416,420-429 | 199 | 954 | 5,381 | \$2,381 | \$2,280 | \$2,678 |
| Acute upper respiratory inf., excl. pharyngitis | 460-461,463-466 | 743 | 4,063 | 28,537 | \$664 | \$556 | \$724 |
| Acute pharyngitis | 462 | 243 | 1,318 | 6,880 | \$556 | \$436 | \$657 |
| Pneumonia | 480-486 | 261 | 1,170 | 7,226 | \$1,439 | \$1,412 | \$1,659 |
| Chronic and unspedified bronchitis | 490-491 | 187 | 840 | 6,301 | \$1,180 | \$951 | \$1,204 |
| Asthma | 493 | 124 | 904 | 6,274 | \$1,009 | \$841 | \$1,093 |
| Noninfectious enteritis and colitis | 555-558 | 173 | 951 | 6,843 | \$1,308 | \$1,261 | \$1,584 |
| Urinary tract infection, site not specified | 599.0 | 361 | 1,926 | 9,531 | \$1,250 | \$1,227 | \$1,529 |
| Dorsopathies | 720-724 | 465 | 2,252 | 15,757 | \$1,072 | \$864 | \$1,168 |
| Rheumatism, excluding back | 725-729 | 371 | 1,479 | 10,535 | \$888 | \$785 | \$976 |
| Convulsions | 780.3 | 76 | 370 | 3,354 | \$1,632 | \$1,651 | \$2,030 |
| Headache and migraine | 784.0,346.90 | 657 | 2,941 | 19,282 | \$1,199 | \$1,159 | \$1,537 |
| Chest pain | 786.5 | 829 | 3,487 | 25,725 | \$1,953 | \$2,285 | \$2,812 |
| Abdominal pain | 789.0 | 1,358 | 5,465 | 42,414 | \$2,035 | \$1,993 | \$2,582 |
| Fractures, excluding lower limb | 800-819 | 647 | 3,183 | 19,191 | \$1,505 | \$1,399 | \$1,532 |
| Fracture of lower limb | 820-829 | 175 | 987 | 6,050 | \$1,193 | \$1,072 | \$1,343 |
| Sprains and strains, excluding ankle and back | 840-844,845.1,848 | 171 | 1,791 | 13,220 | \$667 | \$668 | \$883 |
| Sprains and strains of ankle | 845.0 | 130 | 982 | 6,565 | \$637 | \$692 | \$915 |
| Sprains and strains of back | 846-847 | 317 | 2,235 | 17,735 | \$970 | \$1,006 | \$1,196 |
| Open wound of head | 870-873 | 634 | 3,103 | 19,467 | \$850 | \$906 | \$993 |
| Open wound, excluding head | 874-897 | 763 | 3,686 | 23,030 | \$760 | \$729 | \$897 |
| Superficial injury | 910-919 | 169 | 819 | 5,869 | \$666 | \$534 | \$720 |
| Contusion with intact skin surface | 920-924 | 530 | 4,258 | 23,697 | \$890 | \$889 | \$1,035 |
| All other | | 11,828 | 50,006 | 341,914 | \$1,059 | \$1,051 | \$1,434 |

* Excludes professional fees.

** Based on Principal Diagnosis.

*** Outliers were excluded in the calculation of average charges.

Table 17
ED Outpatient Encounters by Top-Volume Diagnostic Categories
January 1, 2009 to December 31, 2009

Health District of Hospital: Weber/Morgan
Inpatient Peer group: Acute, urban, upper medium CMI (n=4)

County: Weber
Ownership: Not for profit

ED beds: 23
Affiliation: Intermountain Healthcare

| | Number of Encounters | | | Charges(\$)* | | |
|--------------------|----------------------|---------|---------|--------------|---------------|-----------------|
| | Hospital | Peer | State | Hospital | Peer | State |
| Total ER charges | 52,624 | 135,344 | 684,176 | \$90,295,959 | \$260,627,885 | \$1,078,133,031 |
| Average ER charges | . | . | . | \$1,604 | \$1,707 | \$1,436 |

Principal Diagnosis Group and ICD-9 Codes**

| | | Number of Encounters | | | Average Charges (\$)*** | | |
|---|---|----------------------|--------|---------|-------------------------|---------|---------|
| | | Hospital | Peer | State | Hospital | Peer | State |
| Diabetes | 250.0-250.9 | 255 | 563 | 2,498 | \$1,910 | \$1,907 | \$1,705 |
| Otitis media and Eustachian tube disorders | 381-382 | 755 | 1,800 | 10,900 | \$604 | \$592 | \$481 |
| Heart dis. excl. ischemic | 391-392.0,393-398,402,404,415,416,420-429 | 431 | 1,209 | 5,381 | \$2,881 | \$3,001 | \$2,678 |
| Acute upper respiratory inf., excl. pharyngitis | 460-461,463-466 | 2,028 | 4,848 | 28,537 | \$879 | \$914 | \$724 |
| Acute pharyngitis | 462 | 430 | 1,095 | 6,880 | \$784 | \$815 | \$657 |
| Pneumonia | 480-486 | 436 | 1,057 | 7,226 | \$1,969 | \$2,033 | \$1,659 |
| Chronic and unspedified bronchitis | 490-491 | 817 | 1,468 | 6,301 | \$1,502 | \$1,511 | \$1,204 |
| Asthma | 493 | 375 | 1,045 | 6,274 | \$1,321 | \$1,364 | \$1,093 |
| Noninfectious enteritis and colitis | 555-558 | 602 | 1,439 | 6,843 | \$1,838 | \$1,991 | \$1,584 |
| Urinary tract infection, site not specified | 599.0 | 753 | 1,692 | 9,531 | \$1,871 | \$1,885 | \$1,529 |
| Dorsopathies | 720-724 | 1,289 | 3,618 | 15,757 | \$1,346 | \$1,320 | \$1,168 |
| Rheumatism, excluding back | 725-729 | 830 | 2,122 | 10,535 | \$1,069 | \$1,121 | \$976 |
| Convulsions | 780.3 | 259 | 685 | 3,354 | \$2,440 | \$2,379 | \$2,030 |
| Headache and migraine | 784.0,346.90 | 1,354 | 3,684 | 19,282 | \$1,699 | \$1,903 | \$1,537 |
| Chest pain | 786.5 | 2,297 | 5,958 | 25,725 | \$3,536 | \$3,272 | \$2,812 |
| Abdominal pain | 789.0 | 2,886 | 8,830 | 42,414 | \$2,625 | \$2,867 | \$2,582 |
| Fractures, excluding lower limb | 800-819 | 1,418 | 3,536 | 19,191 | \$1,835 | \$1,774 | \$1,532 |
| Fracture of lower limb | 820-829 | 449 | 1,099 | 6,050 | \$1,465 | \$1,471 | \$1,343 |
| Sprains and strains, excluding ankle and back | 840-844,845.1,848 | 808 | 2,642 | 13,220 | \$1,011 | \$1,018 | \$883 |
| Sprains and strains of ankle | 845.0 | 408 | 1,259 | 6,565 | \$1,031 | \$1,022 | \$915 |
| Sprains and strains of back | 846-847 | 1,009 | 3,699 | 17,735 | \$1,366 | \$1,350 | \$1,196 |
| Open wound of head | 870-873 | 1,266 | 3,334 | 19,467 | \$1,143 | \$1,231 | \$993 |
| Open wound, excluding head | 874-897 | 1,514 | 4,153 | 23,030 | \$1,109 | \$1,113 | \$897 |
| Superficial injury | 910-919 | 468 | 1,106 | 5,869 | \$845 | \$891 | \$720 |
| Contusion with intact skin surface | 920-924 | 1,682 | 4,276 | 23,697 | \$1,205 | \$1,231 | \$1,035 |
| All other | | 27,805 | 69,127 | 341,914 | \$1,522 | \$1,676 | \$1,434 |

* Excludes professional fees.

** Based on Principal Diagnosis.

*** Outliers were excluded in the calculation of average charges.

Health District of Hospital: Southwest Utah
Inpatient Peer group: Acute, rural, low CMI (n=16)

County: Beaver
Ownership: Government

ED beds: 1
Affiliation: Freestanding

| | Number of Encounters | | | Charges(\$)* | | |
|--------------------|----------------------|--------|---------|--------------|--------------|-----------------|
| | Hospital | Peer | State | Hospital | Peer | State |
| Total ER charges | 221 | 71,843 | 684,176 | \$141,544 | \$69,685,943 | \$1,078,133,031 |
| Average ER charges | . | . | . | \$589 | \$895 | \$1,436 |

Principal Diagnosis Group and ICD-9 Codes**

| | | Number of Encounters | | | Average Charges (\$)*** | | |
|---|---|----------------------|--------|---------|-------------------------|---------|---------|
| | | Hospital | Peer | State | Hospital | Peer | State |
| Diabetes | 250.0-250.9 | 1 | 270 | 2,498 | \$1,179 | \$1,094 | \$1,705 |
| Otitis media and Eustachian tube disorders | 381-382 | 7 | 1,876 | 10,900 | \$210 | \$300 | \$481 |
| Heart dis. excl. ischemic | 391-392.0,393-398,402,404,415,416,420-429 | 2 | 664 | 5,381 | \$2,667 | \$1,816 | \$2,678 |
| Acute upper respiratory inf., excl. pharyngitis | 460-461,463-466 | 16 | 3,349 | 28,537 | \$403 | \$413 | \$724 |
| Acute pharyngitis | 462 | 3 | 857 | 6,880 | \$158 | \$366 | \$657 |
| Pneumonia | 480-486 | 6 | 755 | 7,226 | \$519 | \$1,068 | \$1,659 |
| Noninfectious enteritis and colitis | 555-558 | 2 | 1,133 | 6,843 | \$1,594 | \$892 | \$1,584 |
| Dorsopathies | 720-724 | 7 | 1,534 | 15,757 | \$414 | \$752 | \$1,168 |
| Rheumatism, excluding back | 725-729 | 4 | 1,033 | 10,535 | \$355 | \$607 | \$976 |
| Convulsions | 780.3 | 1 | 222 | 3,354 | \$2,479 | \$1,558 | \$2,030 |
| Headache and migraine | 784.0,346.90 | 12 | 2,076 | 19,282 | \$313 | \$757 | \$1,537 |
| Chest pain | 786.5 | 14 | 1,765 | 25,725 | \$1,332 | \$1,882 | \$2,812 |
| Abdominal pain | 789.0 | 11 | 2,673 | 42,414 | \$935 | \$1,735 | \$2,582 |
| Fractures, excluding lower limb | 800-819 | 3 | 2,496 | 19,191 | \$454 | \$1,206 | \$1,532 |
| Fracture of lower limb | 820-829 | 2 | 903 | 6,050 | \$411 | \$1,061 | \$1,343 |
| Sprains and strains, excluding ankle and back | 840-844,845.1,848 | 3 | 1,735 | 13,220 | \$280 | \$555 | \$883 |
| Sprains and strains of ankle | 845.0 | 4 | 873 | 6,565 | \$288 | \$583 | \$915 |
| Sprains and strains of back | 846-847 | 1 | 1,513 | 17,735 | \$498 | \$888 | \$1,196 |
| Open wound of head | 870-873 | 9 | 2,416 | 19,467 | \$317 | \$712 | \$993 |
| Open wound, excluding head | 874-897 | 10 | 3,427 | 23,030 | \$401 | \$618 | \$897 |
| Superficial injury | 910-919 | 1 | 886 | 5,869 | \$110 | \$511 | \$720 |
| Contusion with intact skin surface | 920-924 | 3 | 2,936 | 23,697 | \$284 | \$737 | \$1,035 |
| All other | | 99 | 33,438 | 341,914 | \$574 | \$950 | \$1,434 |

* Excludes professional fees.

** Based on Principal Diagnosis.

*** Outliers were excluded in the calculation of average charges.

Table 17
ED Outpatient Encounters by Top-Volume Diagnostic Categories
January 1, 2009 to December 31, 2009

| | | | |
|--|---------------------------|--------------------------------------|-----------------|
| Health District of Hospital: Utah County | County: Utah | ED beds: 11 | |
| Inpatient Peer group: Acute, urban, lower medium CMI (n=7) | Ownership: Investor-owned | Affiliation: Mountainstar Healthcare | |
| | Number of Encounters | | |
| | Hospital | Peer | State |
| | ----- | ----- | ----- |
| | 15,346 | 128,732 | 684,176 |
| | Charges(\$)* | | |
| | Hospital | Peer | State |
| | ----- | ----- | ----- |
| Total ER charges | \$25,997,291 | \$257,694,434 | \$1,078,133,031 |
| Average ER charges | \$1,516 | \$1,789 | \$1,436 |

| Principal Diagnosis Group and ICD-9 Codes** | | Number of Encounters | | | Average Charges (\$)*** | | |
|---|---|----------------------|--------|---------|-------------------------|---------|---------|
| | | Hospital | Peer | State | Hospital | Peer | State |
| | | ----- | ----- | ----- | ----- | ----- | ----- |
| Diabetes | 250.0-250.9 | 46 | 480 | 2,498 | \$1,588 | \$1,997 | \$1,705 |
| Otitis media and Eustachian tube disorders | 381-382 | 265 | 1,856 | 10,900 | \$501 | \$640 | \$481 |
| Heart dis. excl. ischemic | 391-392.0,393-398,402,404,415,416,420-429 | 99 | 1,011 | 5,381 | \$3,375 | \$3,173 | \$2,678 |
| Acute upper respiratory inf., excl. pharyngitis | 460-461,463-466 | 610 | 4,968 | 28,537 | \$816 | \$918 | \$724 |
| Acute pharyngitis | 462 | 131 | 1,507 | 6,880 | \$624 | \$801 | \$657 |
| Pneumonia | 480-486 | 134 | 1,390 | 7,226 | \$1,497 | \$2,067 | \$1,659 |
| Chronic and unspecified bronchitis | 490-491 | 100 | 1,069 | 6,301 | \$1,154 | \$1,513 | \$1,204 |
| Asthma | 493 | 92 | 1,221 | 6,274 | \$1,138 | \$1,497 | \$1,093 |
| Noninfectious enteritis and colitis | 555-558 | 76 | 1,045 | 6,843 | \$1,922 | \$2,204 | \$1,584 |
| Urinary tract infection, site not specified | 599.0 | 56 | 1,748 | 9,531 | \$1,732 | \$1,950 | \$1,529 |
| Dorsopathies | 720-724 | 286 | 2,625 | 15,757 | \$1,251 | \$1,365 | \$1,168 |
| Rheumatism, excluding back | 725-729 | 280 | 1,740 | 10,535 | \$1,057 | \$1,187 | \$976 |
| Convulsions | 780.3 | 109 | 725 | 3,354 | \$2,315 | \$2,566 | \$2,030 |
| Headache and migraine | 784.0,346.90 | 416 | 3,447 | 19,282 | \$1,446 | \$1,811 | \$1,537 |
| Chest pain | 786.5 | 468 | 5,060 | 25,725 | \$3,122 | \$3,170 | \$2,812 |
| Abdominal pain | 789.0 | 1,252 | 8,985 | 42,414 | \$2,647 | \$3,059 | \$2,582 |
| Fractures, excluding lower limb | 800-819 | 427 | 3,371 | 19,191 | \$1,634 | \$1,916 | \$1,532 |
| Fracture of lower limb | 820-829 | 151 | 1,091 | 6,050 | \$1,541 | \$1,888 | \$1,343 |
| Sprains and strains, excluding ankle and back | 840-844,845.1,848 | 479 | 3,026 | 13,220 | \$1,007 | \$1,128 | \$883 |
| Sprains and strains of ankle | 845.0 | 180 | 1,412 | 6,565 | \$1,068 | \$1,199 | \$915 |
| Sprains and strains of back | 846-847 | 782 | 4,309 | 17,735 | \$1,259 | \$1,399 | \$1,196 |
| Open wound of head | 870-873 | 310 | 3,455 | 19,467 | \$881 | \$1,124 | \$993 |
| Open wound, excluding head | 874-897 | 588 | 4,787 | 23,030 | \$831 | \$975 | \$897 |
| Superficial injury | 910-919 | 221 | 1,188 | 5,869 | \$893 | \$864 | \$720 |
| Contusion with intact skin surface | 920-924 | 444 | 4,655 | 23,697 | \$1,074 | \$1,239 | \$1,035 |
| All other | | 7,344 | 62,561 | 341,914 | \$1,534 | \$1,845 | \$1,434 |

* Excludes professional fees.

** Based on Principal Diagnosis.

*** Outliers were excluded in the calculation of average charges.

Table 17
ED Outpatient Encounters by Top-Volume Diagnostic Categories
January 1, 2009 to December 31, 2009

Health District of Hospital: Tooele County
Inpatient Peer group: Acute, rural, low CMI (n=16)

County: Tooele
Ownership: Investor-owned

ED beds: 8
Affiliation: Community Health Sys.

| | Number of Encounters | | | Charges(\$)* | | |
|--------------------|----------------------|--------|---------|--------------|--------------|-----------------|
| | Hospital | Peer | State | Hospital | Peer | State |
| Total ER charges | 11,225 | 71,843 | 684,176 | \$21,300,671 | \$69,685,943 | \$1,078,133,031 |
| Average ER charges | . | . | . | \$1,616 | \$895 | \$1,436 |

Principal Diagnosis Group and ICD-9 Codes**

| | | Number of Encounters | | | Average Charges (\$)** | | |
|---|---|----------------------|--------|---------|------------------------|---------|---------|
| | | Hospital | Peer | State | Hospital | Peer | State |
| Diabetes | 250.0-250.9 | 37 | 270 | 2,498 | \$1,891 | \$1,094 | \$1,705 |
| Otitis media and Eustachian tube disorders | 381-382 | 194 | 1,876 | 10,900 | \$425 | \$300 | \$481 |
| Heart dis. excl. ischemic | 391-392.0,393-398,402,404,415,416,420-429 | 69 | 664 | 5,381 | \$3,545 | \$1,816 | \$2,678 |
| Acute upper respiratory inf., excl. pharyngitis | 460-461,463-466 | 447 | 3,349 | 28,537 | \$606 | \$413 | \$724 |
| Acute pharyngitis | 462 | 121 | 857 | 6,880 | \$617 | \$366 | \$657 |
| Pneumonia | 480-486 | 158 | 755 | 7,226 | \$1,742 | \$1,068 | \$1,659 |
| Chronic and unspedified bronchitis | 490-491 | 113 | 1,156 | 6,301 | \$1,280 | \$616 | \$1,204 |
| Asthma | 493 | 146 | 726 | 6,274 | \$1,329 | \$700 | \$1,093 |
| Noninfectious enteritis and colitis | 555-558 | 56 | 1,133 | 6,843 | \$2,293 | \$892 | \$1,584 |
| Urinary tract infection, site not specified | 599.0 | 185 | 1,131 | 9,531 | \$1,691 | \$825 | \$1,529 |
| Dorsopathies | 720-724 | 208 | 1,534 | 15,757 | \$1,237 | \$752 | \$1,168 |
| Rheumatism, excluding back | 725-729 | 141 | 1,033 | 10,535 | \$938 | \$607 | \$976 |
| Convulsions | 780.3 | 52 | 222 | 3,354 | \$2,679 | \$1,558 | \$2,030 |
| Headache and migraine | 784.0,346.90 | 342 | 2,076 | 19,282 | \$1,381 | \$757 | \$1,537 |
| Chest pain | 786.5 | 400 | 1,765 | 25,725 | \$3,530 | \$1,882 | \$2,812 |
| Abdominal pain | 789.0 | 664 | 2,673 | 42,414 | \$3,011 | \$1,735 | \$2,582 |
| Fractures, excluding lower limb | 800-819 | 359 | 2,496 | 19,191 | \$1,833 | \$1,206 | \$1,532 |
| Fracture of lower limb | 820-829 | 126 | 903 | 6,050 | \$1,675 | \$1,061 | \$1,343 |
| Sprains and strains, excluding ankle and back | 840-844,845.1,848 | 231 | 1,735 | 13,220 | \$917 | \$555 | \$883 |
| Sprains and strains of ankle | 845.0 | 120 | 873 | 6,565 | \$957 | \$583 | \$915 |
| Sprains and strains of back | 846-847 | 366 | 1,513 | 17,735 | \$1,091 | \$888 | \$1,196 |
| Open wound of head | 870-873 | 335 | 2,416 | 19,467 | \$981 | \$712 | \$993 |
| Open wound, excluding head | 874-897 | 398 | 3,427 | 23,030 | \$832 | \$618 | \$897 |
| Superficial injury | 910-919 | 104 | 886 | 5,869 | \$731 | \$511 | \$720 |
| Contusion with intact skin surface | 920-924 | 533 | 2,936 | 23,697 | \$1,083 | \$737 | \$1,035 |
| All other | | 5,320 | 33,438 | 341,914 | \$1,722 | \$950 | \$1,434 |

* Excludes professional fees.

** Based on Principal Diagnosis.

*** Outliers were excluded in the calculation of average charges.

Table 17
ED Outpatient Encounters by Top-Volume Diagnostic Categories
January 1, 2009 to December 31, 2009

Health District of Hospital: Weber/Morgan County: Weber ED beds: 17
Inpatient Peer group: Acute, urban, lower medium CMI (n=7) Ownership: Investor-owned Affiliation: Mountainstar Healthcare

| | Number of Encounters | | | Charges(\$)* | | |
|--------------------|----------------------|---------|---------|--------------|---------------|-----------------|
| | Hospital | Peer | State | Hospital | Peer | State |
| Total ER charges | 22,729 | 128,732 | 684,176 | \$50,113,664 | \$257,694,434 | \$1,078,133,031 |
| Average ER charges | . | . | . | \$1,876 | \$1,789 | \$1,436 |

| Principal Diagnosis Group and ICD-9 Codes** | Number of Encounters | | | Average Charges (\$)*** | | |
|---|----------------------|--------|---------|-------------------------|---------|---------|
| | Hospital | Peer | State | Hospital | Peer | State |
| Diabetes 250.0-250.9 | 80 | 480 | 2,498 | \$2,161 | \$1,997 | \$1,705 |
| Otitis media and Eustachian tube disorders 381-382 | 330 | 1,856 | 10,900 | \$874 | \$640 | \$481 |
| Heart dis. excl. ischemic 391-392.0,393-398,402,404,415,416,420-429 | 215 | 1,011 | 5,381 | \$3,051 | \$3,173 | \$2,678 |
| Acute upper respiratory inf., excl. pharyngitis 460-461,463-466 | 978 | 4,968 | 28,537 | \$962 | \$918 | \$724 |
| Acute pharyngitis 462 | 223 | 1,507 | 6,880 | \$985 | \$801 | \$657 |
| Pneumonia 480-486 | 202 | 1,390 | 7,226 | \$2,219 | \$2,067 | \$1,659 |
| Chronic and unspedified bronchitis 490-491 | 211 | 1,069 | 6,301 | \$1,606 | \$1,513 | \$1,204 |
| Asthma 493 | 226 | 1,221 | 6,274 | \$1,537 | \$1,497 | \$1,093 |
| Noninfectious enteritis and colitis 555-558 | 190 | 1,045 | 6,843 | \$2,380 | \$2,204 | \$1,584 |
| Urinary tract infection, site not specified 599.0 | 276 | 1,748 | 9,531 | \$2,090 | \$1,950 | \$1,529 |
| Dorsopathies 720-724 | 394 | 2,625 | 15,757 | \$1,608 | \$1,365 | \$1,168 |
| Rheumatism, excluding back 725-729 | 270 | 1,740 | 10,535 | \$1,393 | \$1,187 | \$976 |
| Convulsions 780.3 | 170 | 725 | 3,354 | \$2,535 | \$2,566 | \$2,030 |
| Headache and migraine 784.0,346.90 | 556 | 3,447 | 19,282 | \$2,254 | \$1,811 | \$1,537 |
| Chest pain 786.5 | 974 | 5,060 | 25,725 | \$3,035 | \$3,170 | \$2,812 |
| Abdominal pain 789.0 | 1,386 | 8,985 | 42,414 | \$3,299 | \$3,059 | \$2,582 |
| Fractures, excluding lower limb 800-819 | 624 | 3,371 | 19,191 | \$2,287 | \$1,916 | \$1,532 |
| Fracture of lower limb 820-829 | 178 | 1,091 | 6,050 | \$2,134 | \$1,888 | \$1,343 |
| Sprains and strains, excluding ankle and back 840-844,845.1,848 | 618 | 3,026 | 13,220 | \$1,368 | \$1,128 | \$883 |
| Sprains and strains of ankle 845.0 | 229 | 1,412 | 6,565 | \$1,521 | \$1,199 | \$915 |
| Sprains and strains of back 846-847 | 816 | 4,309 | 17,735 | \$1,662 | \$1,399 | \$1,196 |
| Open wound of head 870-873 | 569 | 3,455 | 19,467 | \$1,120 | \$1,124 | \$993 |
| Open wound, excluding head 874-897 | 670 | 4,787 | 23,030 | \$1,124 | \$975 | \$897 |
| Superficial injury 910-919 | 238 | 1,188 | 5,869 | \$949 | \$864 | \$720 |
| Contusion with intact skin surface 920-924 | 792 | 4,655 | 23,697 | \$1,469 | \$1,239 | \$1,035 |
| All other | 11,314 | 62,561 | 341,914 | \$1,856 | \$1,845 | \$1,434 |

* Excludes professional fees.
** Based on Principal Diagnosis.
*** Outliers were excluded in the calculation of average charges.

Table 17
ED Outpatient Encounters by Top-Volume Diagnostic Categories
January 1, 2009 to December 31, 2009

Health District of Hospital: Utah County
Inpatient Peer group: Acute, urban, low CMI (n=6)

County: Utah
Ownership: Not for profit

ED beds: 9
Affiliation: Intermountain Healthcare

| | Number of Encounters | | | Charges(\$)* | | |
|--------------------|----------------------|---------|---------|--------------|---------------|-----------------|
| | Hospital | Peer | State | Hospital | Peer | State |
| Total ER charges | 9,211 | 110,669 | 684,176 | \$8,506,659 | \$176,646,741 | \$1,078,133,031 |
| Average ER charges | . | . | . | \$912 | \$1,497 | \$1,436 |

Principal Diagnosis Group and ICD-9 Codes**

| | | Number of Encounters | | | Average Charges (\$)** | | |
|---|---|----------------------|--------|---------|------------------------|---------|---------|
| | | Hospital | Peer | State | Hospital | Peer | State |
| Diabetes | 250.0-250.9 | 26 | 332 | 2,498 | \$1,490 | \$1,857 | \$1,705 |
| Otitis media and Eustachian tube disorders | 381-382 | 152 | 1,738 | 10,900 | \$358 | \$587 | \$481 |
| Heart dis. excl. ischemic | 391-392.0,393-398,402,404,415,416,420-429 | 34 | 759 | 5,381 | \$2,005 | \$2,829 | \$2,678 |
| Acute upper respiratory inf., excl. pharyngitis | 460-461,463-466 | 418 | 4,370 | 28,537 | \$581 | \$882 | \$724 |
| Acute pharyngitis | 462 | 100 | 1,020 | 6,880 | \$540 | \$766 | \$657 |
| Pneumonia | 480-486 | 75 | 1,421 | 7,226 | \$1,073 | \$1,637 | \$1,659 |
| Chronic and unspedified bronchitis | 490-491 | 94 | 890 | 6,301 | \$693 | \$1,167 | \$1,204 |
| Asthma | 493 | 51 | 756 | 6,274 | \$875 | \$1,187 | \$1,093 |
| Noninfectious enteritis and colitis | 555-558 | 123 | 1,147 | 6,843 | \$928 | \$1,749 | \$1,584 |
| Urinary tract infection, site not specified | 599.0 | 121 | 1,348 | 9,531 | \$1,015 | \$1,601 | \$1,529 |
| Dorsopathies | 720-724 | 295 | 2,292 | 15,757 | \$618 | \$1,156 | \$1,168 |
| Rheumatism, excluding back | 725-729 | 163 | 1,698 | 10,535 | \$672 | \$1,003 | \$976 |
| Convulsions | 780.3 | 14 | 459 | 3,354 | \$1,369 | \$2,128 | \$2,030 |
| Headache and migraine | 784.0,346.90 | 272 | 3,335 | 19,282 | \$998 | \$1,518 | \$1,537 |
| Chest pain | 786.5 | 189 | 4,099 | 25,725 | \$1,575 | \$2,500 | \$2,812 |
| Abdominal pain | 789.0 | 541 | 7,181 | 42,414 | \$1,844 | \$2,610 | \$2,582 |
| Fractures, excluding lower limb | 800-819 | 259 | 3,393 | 19,191 | \$1,042 | \$1,480 | \$1,532 |
| Fracture of lower limb | 820-829 | 82 | 1,046 | 6,050 | \$803 | \$1,248 | \$1,343 |
| Sprains and strains, excluding ankle and back | 840-844,845.1,848 | 200 | 2,426 | 13,220 | \$599 | \$887 | \$883 |
| Sprains and strains of ankle | 845.0 | 143 | 1,167 | 6,565 | \$697 | \$910 | \$915 |
| Sprains and strains of back | 846-847 | 192 | 3,428 | 17,735 | \$734 | \$1,089 | \$1,196 |
| Open wound of head | 870-873 | 302 | 3,649 | 19,467 | \$789 | \$979 | \$993 |
| Open wound, excluding head | 874-897 | 385 | 3,982 | 23,030 | \$717 | \$910 | \$897 |
| Superficial injury | 910-919 | 92 | 819 | 5,869 | \$568 | \$749 | \$720 |
| Contusion with intact skin surface | 920-924 | 344 | 3,779 | 23,697 | \$736 | \$990 | \$1,035 |
| All other | | 4,544 | 54,135 | 341,914 | \$907 | \$1,565 | \$1,434 |

* Excludes professional fees.

** Based on Principal Diagnosis.

*** Outliers were excluded in the calculation of average charges.

Table 17
 ED Outpatient Encounters by Top-Volume Diagnostic Categories
 January 1, 2009 to December 31, 2009

Health District of Hospital: Summit County
 Inpatient Peer group: Acute, rural, high CMI (n=7)

County: Summit
 Ownership: Not for profit

ED beds: .
 Affiliation: Intermountain Healthcare

| | Number of Encounters | | | Charges(\$)* | | |
|--------------------|----------------------|---------|---------|--------------|---------------|-----------------|
| | Hospital | Peer | State | Hospital | Peer | State |
| Total ER charges | 1,596 | 101,341 | 684,176 | \$3,640,749 | \$116,099,315 | \$1,078,133,031 |
| Average ER charges | . | . | . | \$1,878 | \$1,094 | \$1,436 |

Principal Diagnosis Group and ICD-9 Codes**

| | | Number of Encounters | | | Average Charges (\$)*** | | |
|---|---|----------------------|--------|---------|-------------------------|---------|---------|
| | | Hospital | Peer | State | Hospital | Peer | State |
| Diabetes | 250.0-250.9 | 7 | 385 | 2,498 | \$2,857 | \$1,414 | \$1,705 |
| Otitis media and Eustachian tube disorders | 381-382 | 15 | 1,786 | 10,900 | \$779 | \$364 | \$481 |
| Heart dis. excl. ischemic | 391-392.0,393-398,402,404,415,416,420-429 | 13 | 954 | 5,381 | \$3,492 | \$2,280 | \$2,678 |
| Acute upper respiratory inf., excl. pharyngitis | 460-461,463-466 | 55 | 4,063 | 28,537 | \$874 | \$556 | \$724 |
| Acute pharyngitis | 462 | 14 | 1,318 | 6,880 | \$907 | \$436 | \$657 |
| Pneumonia | 480-486 | 15 | 1,170 | 7,226 | \$2,461 | \$1,412 | \$1,659 |
| Chronic and unspedified bronchitis | 490-491 | 7 | 840 | 6,301 | \$667 | \$951 | \$1,204 |
| Asthma | 493 | 10 | 904 | 6,274 | \$1,245 | \$841 | \$1,093 |
| Noninfectious enteritis and colitis | 555-558 | 18 | 951 | 6,843 | \$1,836 | \$1,261 | \$1,584 |
| Urinary tract infection, site not specified | 599.0 | 17 | 1,926 | 9,531 | \$1,699 | \$1,227 | \$1,529 |
| Dorsopathies | 720-724 | 23 | 2,252 | 15,757 | \$1,294 | \$864 | \$1,168 |
| Rheumatism, excluding back | 725-729 | 36 | 1,479 | 10,535 | \$1,223 | \$785 | \$976 |
| Convulsions | 780.3 | 3 | 370 | 3,354 | \$3,269 | \$1,651 | \$2,030 |
| Headache and migraine | 784.0,346.90 | 34 | 2,941 | 19,282 | \$2,463 | \$1,159 | \$1,537 |
| Chest pain | 786.5 | 49 | 3,487 | 25,725 | \$3,514 | \$2,285 | \$2,812 |
| Abdominal pain | 789.0 | 64 | 5,465 | 42,414 | \$4,066 | \$1,993 | \$2,582 |
| Fractures, excluding lower limb | 800-819 | 54 | 3,183 | 19,191 | \$1,812 | \$1,399 | \$1,532 |
| Fracture of lower limb | 820-829 | 17 | 987 | 6,050 | \$1,566 | \$1,072 | \$1,343 |
| Sprains and strains, excluding ankle and back | 840-844,845.1,848 | 47 | 1,791 | 13,220 | \$1,462 | \$668 | \$883 |
| Sprains and strains of ankle | 845.0 | 19 | 982 | 6,565 | \$1,018 | \$692 | \$915 |
| Sprains and strains of back | 846-847 | 19 | 2,235 | 17,735 | \$1,986 | \$1,006 | \$1,196 |
| Open wound of head | 870-873 | 54 | 3,103 | 19,467 | \$1,405 | \$906 | \$993 |
| Open wound, excluding head | 874-897 | 78 | 3,686 | 23,030 | \$1,010 | \$729 | \$897 |
| Superficial injury | 910-919 | 12 | 819 | 5,869 | \$801 | \$534 | \$720 |
| Contusion with intact skin surface | 920-924 | 56 | 4,258 | 23,697 | \$1,179 | \$889 | \$1,035 |
| All other | | 860 | 50,006 | 341,914 | \$1,952 | \$1,051 | \$1,434 |

* Excludes professional fees.

** Based on Principal Diagnosis.

*** Outliers were excluded in the calculation of average charges.

Table 17
ED Outpatient Encounters by Top-Volume Diagnostic Categories
January 1, 2009 to December 31, 2009

Health District of Hospital: Salt Lake County
Inpatient Peer group: Acute, urban, lower medium CMI (n=7)

County: Salt Lake
Ownership: Investor-owned

ED beds: 18
Affiliation: IASIS Health Care

| | Number of Encounters | | | Charges(\$)* | | |
|--------------------|----------------------|---------|---------|--------------|---------------|-----------------|
| | Hospital | Peer | State | Hospital | Peer | State |
| Total ER charges | 26,436 | 128,732 | 684,176 | \$56,816,399 | \$257,694,434 | \$1,078,133,031 |
| Average ER charges | . | . | . | \$1,878 | \$1,789 | \$1,436 |

Principal Diagnosis Group and ICD-9 Codes**

| | | Number of Encounters | | | Average Charges (\$)*** | | |
|---|---|----------------------|--------|---------|-------------------------|---------|---------|
| | | Hospital | Peer | State | Hospital | Peer | State |
| Diabetes | 250.0-250.9 | 79 | 480 | 2,498 | \$2,165 | \$1,997 | \$1,705 |
| Otitis media and Eustachian tube disorders | 381-382 | 718 | 1,856 | 10,900 | \$594 | \$640 | \$481 |
| Heart dis. excl. ischemic | 391-392.0,393-398,402,404,415,416,420-429 | 160 | 1,011 | 5,381 | \$3,867 | \$3,173 | \$2,678 |
| Acute upper respiratory inf., excl. pharyngitis | 460-461,463-466 | 1,489 | 4,968 | 28,537 | \$926 | \$918 | \$724 |
| Acute pharyngitis | 462 | 541 | 1,507 | 6,880 | \$744 | \$801 | \$657 |
| Pneumonia | 480-486 | 491 | 1,390 | 7,226 | \$2,065 | \$2,067 | \$1,659 |
| Chronic and unspedified bronchitis | 490-491 | 264 | 1,069 | 6,301 | \$1,582 | \$1,513 | \$1,204 |
| Asthma | 493 | 336 | 1,221 | 6,274 | \$1,632 | \$1,497 | \$1,093 |
| Noninfectious enteritis and colitis | 555-558 | 209 | 1,045 | 6,843 | \$2,291 | \$2,204 | \$1,584 |
| Urinary tract infection, site not specified | 599.0 | 687 | 1,748 | 9,531 | \$2,031 | \$1,950 | \$1,529 |
| Dorsopathies | 720-724 | 431 | 2,625 | 15,757 | \$1,310 | \$1,365 | \$1,168 |
| Rheumatism, excluding back | 725-729 | 221 | 1,740 | 10,535 | \$1,282 | \$1,187 | \$976 |
| Convulsions | 780.3 | 105 | 725 | 3,354 | \$2,912 | \$2,566 | \$2,030 |
| Headache and migraine | 784.0,346.90 | 564 | 3,447 | 19,282 | \$1,951 | \$1,811 | \$1,537 |
| Chest pain | 786.5 | 997 | 5,060 | 25,725 | \$3,852 | \$3,170 | \$2,812 |
| Abdominal pain | 789.0 | 1,778 | 8,985 | 42,414 | \$3,311 | \$3,059 | \$2,582 |
| Fractures, excluding lower limb | 800-819 | 559 | 3,371 | 19,191 | \$1,808 | \$1,916 | \$1,532 |
| Fracture of lower limb | 820-829 | 192 | 1,091 | 6,050 | \$1,582 | \$1,888 | \$1,343 |
| Sprains and strains, excluding ankle and back | 840-844,845.1,848 | 573 | 3,026 | 13,220 | \$1,054 | \$1,128 | \$883 |
| Sprains and strains of ankle | 845.0 | 280 | 1,412 | 6,565 | \$1,098 | \$1,199 | \$915 |
| Sprains and strains of back | 846-847 | 903 | 4,309 | 17,735 | \$1,517 | \$1,399 | \$1,196 |
| Open wound of head | 870-873 | 711 | 3,455 | 19,467 | \$1,189 | \$1,124 | \$993 |
| Open wound, excluding head | 874-897 | 1,010 | 4,787 | 23,030 | \$1,001 | \$975 | \$897 |
| Superficial injury | 910-919 | 200 | 1,188 | 5,869 | \$913 | \$864 | \$720 |
| Contusion with intact skin surface | 920-924 | 1,061 | 4,655 | 23,697 | \$1,167 | \$1,239 | \$1,035 |
| All other | | 11,877 | 62,561 | 341,914 | \$2,044 | \$1,845 | \$1,434 |

* Excludes professional fees.

** Based on Principal Diagnosis.

*** Outliers were excluded in the calculation of average charges.

Health District of Hospital: Salt Lake County
Inpatient Peer group: None (n=4)

County: Salt Lake
Ownership: Not for profit

ED beds: 13
Affiliation: Intermountain Healthcare

| | Number of Encounters | | | Charges(\$)* | | |
|--------------------|----------------------|------|---------|--------------|------|-----------------|
| | Hospital | Peer | State | Hospital | Peer | State |
| Total ER charges | 34,856 | . | 684,176 | \$22,203,020 | . | \$1,078,133,031 |
| Average ER charges | . | . | . | \$614 | . | \$1,436 |

Principal Diagnosis Group and ICD-9 Codes**

| | | Number of Encounters | | | Average Charges (\$)** | | |
|---|---|----------------------|------|---------|------------------------|------|---------|
| | | Hospital | Peer | State | Hospital | Peer | State |
| Diabetes | 250.0-250.9 | 48 | . | 2,498 | \$949 | . | \$1,705 |
| Otitis media and Eustachian tube disorders | 381-382 | 1,177 | . | 10,900 | \$355 | . | \$481 |
| Heart dis. excl. ischemic | 391-392.0,393-398,402,404,415,416,420-429 | 37 | . | 5,381 | \$1,527 | . | \$2,678 |
| Acute upper respiratory inf., excl. pharyngitis | 460-461,463-466 | 4,252 | . | 28,537 | \$473 | . | \$724 |
| Acute pharyngitis | 462 | 320 | . | 6,880 | \$454 | . | \$657 |
| Pneumonia | 480-486 | 401 | . | 7,226 | \$822 | . | \$1,659 |
| Chronic and unspedified bronchitis | 490-491 | 2 | . | 6,301 | \$375 | . | \$1,204 |
| Asthma | 493 | 875 | . | 6,274 | \$559 | . | \$1,093 |
| Noninfectious enteritis and colitis | 555-558 | 513 | . | 6,843 | \$561 | . | \$1,584 |
| Urinary tract infection, site not specified | 599.0 | 387 | . | 9,531 | \$800 | . | \$1,529 |
| Dorsopathies | 720-724 | 169 | . | 15,757 | \$764 | . | \$1,168 |
| Rheumatism, excluding back | 725-729 | 220 | . | 10,535 | \$647 | . | \$976 |
| Convulsions | 780.3 | 421 | . | 3,354 | \$879 | . | \$2,030 |
| Headache and migraine | 784.0,346.90 | 395 | . | 19,282 | \$955 | . | \$1,537 |
| Chest pain | 786.5 | 174 | . | 25,725 | \$858 | . | \$2,812 |
| Abdominal pain | 789.0 | 846 | . | 42,414 | \$1,041 | . | \$2,582 |
| Fractures, excluding lower limb | 800-819 | 1,256 | . | 19,191 | \$889 | . | \$1,532 |
| Fracture of lower limb | 820-829 | 265 | . | 6,050 | \$772 | . | \$1,343 |
| Sprains and strains, excluding ankle and back | 840-844,845.1,848 | 171 | . | 13,220 | \$517 | . | \$883 |
| Sprains and strains of ankle | 845.0 | 84 | . | 6,565 | \$539 | . | \$915 |
| Sprains and strains of back | 846-847 | 107 | . | 17,735 | \$746 | . | \$1,196 |
| Open wound of head | 870-873 | 1,624 | . | 19,467 | \$705 | . | \$993 |
| Open wound, excluding head | 874-897 | 523 | . | 23,030 | \$738 | . | \$897 |
| Superficial injury | 910-919 | 325 | . | 5,869 | \$425 | . | \$720 |
| Contusion with intact skin surface | 920-924 | 576 | . | 23,697 | \$532 | . | \$1,035 |
| All other | | 19,688 | . | 341,914 | \$596 | . | \$1,434 |

* Excludes professional fees.

** Based on Principal Diagnosis.

*** Outliers were excluded in the calculation of average charges.

Table 17
ED Outpatient Encounters by Top-Volume Diagnostic Categories
January 1, 2009 to December 31, 2009

Health District of Hospital: Salt Lake County
Inpatient Peer group: Acute, urban, low CMI (n=6)

County: Salt Lake
Ownership: Not for profit

ED beds: .
Affiliation: Intermountain Healthcare

| | Number of Encounters | | | Charges(\$)* | | |
|--------------------|----------------------|---------|---------|--------------|---------------|-----------------|
| | Hospital | Peer | State | Hospital | Peer | State |
| Total ER charges | 2,291 | 110,669 | 684,176 | \$3,741,166 | \$176,646,741 | \$1,078,133,031 |
| Average ER charges | . | . | . | \$1,521 | \$1,497 | \$1,436 |

Principal Diagnosis Group and ICD-9 Codes**

| | | Number of Encounters | | | Average Charges (\$)*** | | |
|---|---|----------------------|--------|---------|-------------------------|---------|---------|
| | | Hospital | Peer | State | Hospital | Peer | State |
| Diabetes | 250.0-250.9 | 7 | 332 | 2,498 | \$1,409 | \$1,857 | \$1,705 |
| Otitis media and Eustachian tube disorders | 381-382 | 25 | 1,738 | 10,900 | \$381 | \$587 | \$481 |
| Heart dis. excl. ischemic | 391-392.0,393-398,402,404,415,416,420-429 | 14 | 759 | 5,381 | \$3,211 | \$2,829 | \$2,678 |
| Acute upper respiratory inf., excl. pharyngitis | 460-461,463-466 | 140 | 4,370 | 28,537 | \$789 | \$882 | \$724 |
| Acute pharyngitis | 462 | 13 | 1,020 | 6,880 | \$761 | \$766 | \$657 |
| Pneumonia | 480-486 | 34 | 1,421 | 7,226 | \$1,944 | \$1,637 | \$1,659 |
| Chronic and unspecified bronchitis | 490-491 | 19 | 890 | 6,301 | \$1,340 | \$1,167 | \$1,204 |
| Asthma | 493 | 19 | 756 | 6,274 | \$1,203 | \$1,187 | \$1,093 |
| Noninfectious enteritis and colitis | 555-558 | 4 | 1,147 | 6,843 | \$2,052 | \$1,749 | \$1,584 |
| Urinary tract infection, site not specified | 599.0 | 22 | 1,348 | 9,531 | \$1,462 | \$1,601 | \$1,529 |
| Dorsopathies | 720-724 | 44 | 2,292 | 15,757 | \$1,130 | \$1,156 | \$1,168 |
| Rheumatism, excluding back | 725-729 | 36 | 1,698 | 10,535 | \$1,001 | \$1,003 | \$976 |
| Convulsions | 780.3 | 9 | 459 | 3,354 | \$3,196 | \$2,128 | \$2,030 |
| Headache and migraine | 784.0,346.90 | 71 | 3,335 | 19,282 | \$1,380 | \$1,518 | \$1,537 |
| Chest pain | 786.5 | 107 | 4,099 | 25,725 | \$2,406 | \$2,500 | \$2,812 |
| Abdominal pain | 789.0 | 199 | 7,181 | 42,414 | \$2,759 | \$2,610 | \$2,582 |
| Fractures, excluding lower limb | 800-819 | 82 | 3,393 | 19,191 | \$1,593 | \$1,480 | \$1,532 |
| Fracture of lower limb | 820-829 | 18 | 1,046 | 6,050 | \$1,004 | \$1,248 | \$1,343 |
| Sprains and strains, excluding ankle and back | 840-844,845.1,848 | 31 | 2,426 | 13,220 | \$785 | \$887 | \$883 |
| Sprains and strains of ankle | 845.0 | 13 | 1,167 | 6,565 | \$1,037 | \$910 | \$915 |
| Sprains and strains of back | 846-847 | 59 | 3,428 | 17,735 | \$1,023 | \$1,089 | \$1,196 |
| Open wound of head | 870-873 | 83 | 3,649 | 19,467 | \$1,092 | \$979 | \$993 |
| Open wound, excluding head | 874-897 | 63 | 3,982 | 23,030 | \$909 | \$910 | \$897 |
| Superficial injury | 910-919 | 10 | 819 | 5,869 | \$662 | \$749 | \$720 |
| Contusion with intact skin surface | 920-924 | 58 | 3,779 | 23,697 | \$974 | \$990 | \$1,035 |
| All other | | 1,111 | 54,135 | 341,914 | \$1,505 | \$1,565 | \$1,434 |

* Excludes professional fees.

** Based on Principal Diagnosis.

*** Outliers were excluded in the calculation of average charges.

Table 17
ED Outpatient Encounters by Top-Volume Diagnostic Categories
January 1, 2009 to December 31, 2009

Health District of Hospital: Southeastern Utah
Inpatient Peer group: Acute, rural, low CMI (n=16)

County: San Juan
Ownership: Government

ED beds: 6
Affiliation: Management

| | Number of Encounters | | | Charges(\$)* | | |
|--------------------|----------------------|--------|---------|--------------|--------------|-----------------|
| | Hospital | Peer | State | Hospital | Peer | State |
| Total ER charges | 1,274 | 71,843 | 684,176 | \$1,653,725 | \$69,685,943 | \$1,078,133,031 |
| Average ER charges | . | . | . | \$1,215 | \$895 | \$1,436 |

Principal Diagnosis Group and ICD-9 Codes**

| | | Number of Encounters | | | Average Charges (\$)** | | |
|---|---|----------------------|--------|---------|------------------------|---------|---------|
| | | Hospital | Peer | State | Hospital | Peer | State |
| Diabetes | 250.0-250.9 | 5 | 270 | 2,498 | \$1,330 | \$1,094 | \$1,705 |
| Otitis media and Eustachian tube disorders | 381-382 | 26 | 1,876 | 10,900 | \$275 | \$300 | \$481 |
| Heart dis. excl. ischemic | 391-392.0,393-398,402,404,415,416,420-429 | 19 | 664 | 5,381 | \$1,701 | \$1,816 | \$2,678 |
| Acute upper respiratory inf., excl. pharyngitis | 460-461,463-466 | 40 | 3,349 | 28,537 | \$505 | \$413 | \$724 |
| Acute pharyngitis | 462 | 13 | 857 | 6,880 | \$380 | \$366 | \$657 |
| Pneumonia | 480-486 | 12 | 755 | 7,226 | \$1,598 | \$1,068 | \$1,659 |
| Chronic and unspedified bronchitis | 490-491 | 17 | 1,156 | 6,301 | \$959 | \$616 | \$1,204 |
| Asthma | 493 | 2 | 726 | 6,274 | \$503 | \$700 | \$1,093 |
| Noninfectious enteritis and colitis | 555-558 | 36 | 1,133 | 6,843 | \$1,317 | \$892 | \$1,584 |
| Urinary tract infection, site not specified | 599.0 | 7 | 1,131 | 9,531 | \$900 | \$825 | \$1,529 |
| Dorsopathies | 720-724 | 33 | 1,534 | 15,757 | \$713 | \$752 | \$1,168 |
| Rheumatism, excluding back | 725-729 | 7 | 1,033 | 10,535 | \$1,048 | \$607 | \$976 |
| Convulsions | 780.3 | 7 | 222 | 3,354 | \$2,121 | \$1,558 | \$2,030 |
| Headache and migraine | 784.0,346.90 | 17 | 2,076 | 19,282 | \$1,043 | \$757 | \$1,537 |
| Chest pain | 786.5 | 56 | 1,765 | 25,725 | \$2,320 | \$1,882 | \$2,812 |
| Abdominal pain | 789.0 | 42 | 2,673 | 42,414 | \$2,250 | \$1,735 | \$2,582 |
| Fractures, excluding lower limb | 800-819 | 65 | 2,496 | 19,191 | \$1,561 | \$1,206 | \$1,532 |
| Fracture of lower limb | 820-829 | 24 | 903 | 6,050 | \$1,222 | \$1,061 | \$1,343 |
| Sprains and strains, excluding ankle and back | 840-844,845.1,848 | 23 | 1,735 | 13,220 | \$803 | \$555 | \$883 |
| Sprains and strains of ankle | 845.0 | 25 | 873 | 6,565 | \$629 | \$583 | \$915 |
| Sprains and strains of back | 846-847 | 27 | 1,513 | 17,735 | \$1,137 | \$888 | \$1,196 |
| Open wound of head | 870-873 | 42 | 2,416 | 19,467 | \$854 | \$712 | \$993 |
| Open wound, excluding head | 874-897 | 71 | 3,427 | 23,030 | \$527 | \$618 | \$897 |
| Superficial injury | 910-919 | 9 | 886 | 5,869 | \$582 | \$511 | \$720 |
| Contusion with intact skin surface | 920-924 | 46 | 2,936 | 23,697 | \$1,061 | \$737 | \$1,035 |
| All other | | 603 | 33,438 | 341,914 | \$1,288 | \$950 | \$1,434 |

* Excludes professional fees.

** Based on Principal Diagnosis.

*** Outliers were excluded in the calculation of average charges.

Health District of Hospital: Central Utah
Inpatient Peer group: Acute, rural, low CMI (n=16)

County: Sanpete
Ownership: Not for profit

ED beds: 3
Affiliation: Intermountain Healthcare

| | Number of Encounters | | | Charges(\$)* | | |
|--------------------|----------------------|--------|---------|--------------|--------------|-----------------|
| | Hospital | Peer | State | Hospital | Peer | State |
| Total ER charges | 4,250 | 71,843 | 684,176 | \$3,782,525 | \$69,685,943 | \$1,078,133,031 |
| Average ER charges | . | . | . | \$880 | \$895 | \$1,436 |

Principal Diagnosis Group and ICD-9 Codes**

| | | Number of Encounters | | | Average Charges (\$)*** | | |
|---|---|----------------------|--------|---------|-------------------------|---------|---------|
| | | Hospital | Peer | State | Hospital | Peer | State |
| Diabetes | 250.0-250.9 | 20 | 270 | 2,498 | \$1,147 | \$1,094 | \$1,705 |
| Otitis media and Eustachian tube disorders | 381-382 | 161 | 1,876 | 10,900 | \$361 | \$300 | \$481 |
| Heart dis. excl. ischemic | 391-392.0,393-398,402,404,415,416,420-429 | 30 | 664 | 5,381 | \$2,039 | \$1,816 | \$2,678 |
| Acute upper respiratory inf., excl. pharyngitis | 460-461,463-466 | 184 | 3,349 | 28,537 | \$479 | \$413 | \$724 |
| Acute pharyngitis | 462 | 42 | 857 | 6,880 | \$408 | \$366 | \$657 |
| Pneumonia | 480-486 | 36 | 755 | 7,226 | \$1,098 | \$1,068 | \$1,659 |
| Chronic and unspedified bronchitis | 490-491 | 82 | 1,156 | 6,301 | \$855 | \$616 | \$1,204 |
| Asthma | 493 | 33 | 726 | 6,274 | \$751 | \$700 | \$1,093 |
| Noninfectious enteritis and colitis | 555-558 | 79 | 1,133 | 6,843 | \$778 | \$892 | \$1,584 |
| Urinary tract infection, site not specified | 599.0 | 100 | 1,131 | 9,531 | \$685 | \$825 | \$1,529 |
| Dorsopathies | 720-724 | 75 | 1,534 | 15,757 | \$681 | \$752 | \$1,168 |
| Rheumatism, excluding back | 725-729 | 39 | 1,033 | 10,535 | \$680 | \$607 | \$976 |
| Convulsions | 780.3 | 13 | 222 | 3,354 | \$1,578 | \$1,558 | \$2,030 |
| Headache and migraine | 784.0,346.90 | 85 | 2,076 | 19,282 | \$826 | \$757 | \$1,537 |
| Chest pain | 786.5 | 91 | 1,765 | 25,725 | \$2,035 | \$1,882 | \$2,812 |
| Abdominal pain | 789.0 | 153 | 2,673 | 42,414 | \$1,505 | \$1,735 | \$2,582 |
| Fractures, excluding lower limb | 800-819 | 140 | 2,496 | 19,191 | \$1,232 | \$1,206 | \$1,532 |
| Fracture of lower limb | 820-829 | 53 | 903 | 6,050 | \$1,234 | \$1,061 | \$1,343 |
| Sprains and strains, excluding ankle and back | 840-844,845.1,848 | 120 | 1,735 | 13,220 | \$567 | \$555 | \$883 |
| Sprains and strains of ankle | 845.0 | 62 | 873 | 6,565 | \$652 | \$583 | \$915 |
| Sprains and strains of back | 846-847 | 61 | 1,513 | 17,735 | \$855 | \$888 | \$1,196 |
| Open wound of head | 870-873 | 179 | 2,416 | 19,467 | \$766 | \$712 | \$993 |
| Open wound, excluding head | 874-897 | 242 | 3,427 | 23,030 | \$748 | \$618 | \$897 |
| Superficial injury | 910-919 | 61 | 886 | 5,869 | \$540 | \$511 | \$720 |
| Contusion with intact skin surface | 920-924 | 209 | 2,936 | 23,697 | \$674 | \$737 | \$1,035 |
| All other | | 1,900 | 33,438 | 341,914 | \$924 | \$950 | \$1,434 |

* Excludes professional fees.

** Based on Principal Diagnosis.

*** Outliers were excluded in the calculation of average charges.

Table 17
ED Outpatient Encounters by Top-Volume Diagnostic Categories
January 1, 2009 to December 31, 2009

Health District of Hospital: Central Utah
Inpatient Peer group: Acute, rural, low CMI (n=16)

County: Sevier
Ownership: Not for profit

ED beds: 3
Affiliation: Intermountain Healthcare

| | Number of Encounters | | | Charges(\$)* | | |
|--------------------|----------------------|--------|---------|--------------|--------------|-----------------|
| | Hospital | Peer | State | Hospital | Peer | State |
| Total ER charges | 6,919 | 71,843 | 684,176 | \$5,517,240 | \$69,685,943 | \$1,078,133,031 |
| Average ER charges | . | . | . | \$773 | \$895 | \$1,436 |

Principal Diagnosis Group and ICD-9 Codes**

| | | Number of Encounters | | | Average Charges (\$)*** | | |
|---|---|----------------------|--------|---------|-------------------------|---------|---------|
| | | Hospital | Peer | State | Hospital | Peer | State |
| Diabetes | 250.0-250.9 | 33 | 270 | 2,498 | \$946 | \$1,094 | \$1,705 |
| Otitis media and Eustachian tube disorders | 381-382 | 185 | 1,876 | 10,900 | \$350 | \$300 | \$481 |
| Heart dis. excl. ischemic | 391-392.0,393-398,402,404,415,416,420-429 | 95 | 664 | 5,381 | \$1,796 | \$1,816 | \$2,678 |
| Acute upper respiratory inf., excl. pharyngitis | 460-461,463-466 | 319 | 3,349 | 28,537 | \$393 | \$413 | \$724 |
| Acute pharyngitis | 462 | 55 | 857 | 6,880 | \$371 | \$366 | \$657 |
| Pneumonia | 480-486 | 51 | 755 | 7,226 | \$781 | \$1,068 | \$1,659 |
| Chronic and unspedified bronchitis | 490-491 | 124 | 1,156 | 6,301 | \$515 | \$616 | \$1,204 |
| Asthma | 493 | 94 | 726 | 6,274 | \$556 | \$700 | \$1,093 |
| Noninfectious enteritis and colitis | 555-558 | 122 | 1,133 | 6,843 | \$748 | \$892 | \$1,584 |
| Urinary tract infection, site not specified | 599.0 | 130 | 1,131 | 9,531 | \$540 | \$825 | \$1,529 |
| Dorsopathies | 720-724 | 196 | 1,534 | 15,757 | \$636 | \$752 | \$1,168 |
| Rheumatism, excluding back | 725-729 | 91 | 1,033 | 10,535 | \$579 | \$607 | \$976 |
| Convulsions | 780.3 | 15 | 222 | 3,354 | \$984 | \$1,558 | \$2,030 |
| Headache and migraine | 784.0,346.90 | 220 | 2,076 | 19,282 | \$661 | \$757 | \$1,537 |
| Chest pain | 786.5 | 169 | 1,765 | 25,725 | \$1,328 | \$1,882 | \$2,812 |
| Abdominal pain | 789.0 | 193 | 2,673 | 42,414 | \$1,280 | \$1,735 | \$2,582 |
| Fractures, excluding lower limb | 800-819 | 241 | 2,496 | 19,191 | \$1,305 | \$1,206 | \$1,532 |
| Fracture of lower limb | 820-829 | 90 | 903 | 6,050 | \$1,063 | \$1,061 | \$1,343 |
| Sprains and strains, excluding ankle and back | 840-844,845.1,848 | 143 | 1,735 | 13,220 | \$526 | \$555 | \$883 |
| Sprains and strains of ankle | 845.0 | 80 | 873 | 6,565 | \$565 | \$583 | \$915 |
| Sprains and strains of back | 846-847 | 92 | 1,513 | 17,735 | \$634 | \$888 | \$1,196 |
| Open wound of head | 870-873 | 241 | 2,416 | 19,467 | \$900 | \$712 | \$993 |
| Open wound, excluding head | 874-897 | 295 | 3,427 | 23,030 | \$640 | \$618 | \$897 |
| Superficial injury | 910-919 | 87 | 886 | 5,869 | \$559 | \$511 | \$720 |
| Contusion with intact skin surface | 920-924 | 302 | 2,936 | 23,697 | \$696 | \$737 | \$1,035 |
| All other | | 3,256 | 33,438 | 341,914 | \$786 | \$950 | \$1,434 |

* Excludes professional fees.

** Based on Principal Diagnosis.

*** Outliers were excluded in the calculation of average charges.

Health District of Hospital: Salt Lake County
Inpatient Peer group: Acute, urban, upper medium CMI (n=4)

County: Salt Lake
Ownership: Investor-owned

ED beds: 15
Affiliation: IASIS Health Care

| | Number of Encounters | | | Charges(\$)* | | |
|--------------------|----------------------|---------|---------|--------------|---------------|-----------------|
| | Hospital | Peer | State | Hospital | Peer | State |
| Total ER charges | 8,689 | 135,344 | 684,176 | \$22,556,330 | \$260,627,885 | \$1,078,133,031 |
| Average ER charges | . | . | . | \$2,103 | \$1,707 | \$1,436 |

Principal Diagnosis Group and ICD-9 Codes**

| | | Number of Encounters | | | Average Charges (\$)*** | | |
|---|---|----------------------|--------|---------|-------------------------|---------|---------|
| | | Hospital | Peer | State | Hospital | Peer | State |
| Diabetes | 250.0-250.9 | 37 | 563 | 2,498 | \$2,642 | \$1,907 | \$1,705 |
| Otitis media and Eustachian tube disorders | 381-382 | 79 | 1,800 | 10,900 | \$563 | \$592 | \$481 |
| Heart dis. excl. ischemic | 391-392.0,393-398,402,404,415,416,420-429 | 70 | 1,209 | 5,381 | \$6,034 | \$3,001 | \$2,678 |
| Acute upper respiratory inf., excl. pharyngitis | 460-461,463-466 | 218 | 4,848 | 28,537 | \$1,128 | \$914 | \$724 |
| Acute pharyngitis | 462 | 85 | 1,095 | 6,880 | \$984 | \$815 | \$657 |
| Pneumonia | 480-486 | 47 | 1,057 | 7,226 | \$3,034 | \$2,033 | \$1,659 |
| Chronic and unspedified bronchitis | 490-491 | 101 | 1,468 | 6,301 | \$1,928 | \$1,511 | \$1,204 |
| Asthma | 493 | 105 | 1,045 | 6,274 | \$1,644 | \$1,364 | \$1,093 |
| Noninfectious enteritis and colitis | 555-558 | 69 | 1,439 | 6,843 | \$2,879 | \$1,991 | \$1,584 |
| Urinary tract infection, site not specified | 599.0 | 160 | 1,692 | 9,531 | \$2,232 | \$1,885 | \$1,529 |
| Dorsopathies | 720-724 | 241 | 3,618 | 15,757 | \$1,265 | \$1,320 | \$1,168 |
| Rheumatism, excluding back | 725-729 | 136 | 2,122 | 10,535 | \$1,265 | \$1,121 | \$976 |
| Convulsions | 780.3 | 16 | 685 | 3,354 | \$3,467 | \$2,379 | \$2,030 |
| Headache and migraine | 784.0,346.90 | 270 | 3,684 | 19,282 | \$1,685 | \$1,903 | \$1,537 |
| Chest pain | 786.5 | 324 | 5,958 | 25,725 | \$4,412 | \$3,272 | \$2,812 |
| Abdominal pain | 789.0 | 552 | 8,830 | 42,414 | \$3,695 | \$2,867 | \$2,582 |
| Fractures, excluding lower limb | 800-819 | 219 | 3,536 | 19,191 | \$1,857 | \$1,774 | \$1,532 |
| Fracture of lower limb | 820-829 | 98 | 1,099 | 6,050 | \$1,837 | \$1,471 | \$1,343 |
| Sprains and strains, excluding ankle and back | 840-844,845.1,848 | 278 | 2,642 | 13,220 | \$1,121 | \$1,018 | \$883 |
| Sprains and strains of ankle | 845.0 | 97 | 1,259 | 6,565 | \$1,152 | \$1,022 | \$915 |
| Sprains and strains of back | 846-847 | 349 | 3,699 | 17,735 | \$1,377 | \$1,350 | \$1,196 |
| Open wound of head | 870-873 | 201 | 3,334 | 19,467 | \$1,491 | \$1,231 | \$993 |
| Open wound, excluding head | 874-897 | 316 | 4,153 | 23,030 | \$971 | \$1,113 | \$897 |
| Superficial injury | 910-919 | 80 | 1,106 | 5,869 | \$1,227 | \$891 | \$720 |
| Contusion with intact skin surface | 920-924 | 343 | 4,276 | 23,697 | \$1,432 | \$1,231 | \$1,035 |
| All other | | 4,198 | 69,127 | 341,914 | \$2,228 | \$1,676 | \$1,434 |

* Excludes professional fees.

** Based on Principal Diagnosis.

*** Outliers were excluded in the calculation of average charges.

Health District of Hospital: Salt Lake County
Inpatient Peer group: Acute, urban, upper medium CMI (n=4)

County: Salt Lake
Ownership: Investor-owned

ED beds: 21
Affiliation: Mountainstar Healthcare

| | Number of Encounters | | | Charges(\$)* | | |
|--------------------|----------------------|---------|---------|--------------|---------------|-----------------|
| | Hospital | Peer | State | Hospital | Peer | State |
| Total ER charges | 37,407 | 135,344 | 684,176 | \$97,239,738 | \$260,627,885 | \$1,078,133,031 |
| Average ER charges | . | . | . | \$2,216 | \$1,707 | \$1,436 |

Principal Diagnosis Group and ICD-9 Codes**

| | | Number of Encounters | | | Average Charges (\$)*** | | |
|---|---|----------------------|--------|---------|-------------------------|---------|---------|
| | | Hospital | Peer | State | Hospital | Peer | State |
| Diabetes | 250.0-250.9 | 135 | 563 | 2,498 | \$2,253 | \$1,907 | \$1,705 |
| Otitis media and Eustachian tube disorders | 381-382 | 409 | 1,800 | 10,900 | \$744 | \$592 | \$481 |
| Heart dis. excl. ischemic | 391-392.0,393-398,402,404,415,416,420-429 | 318 | 1,209 | 5,381 | \$3,539 | \$3,001 | \$2,678 |
| Acute upper respiratory inf., excl. pharyngitis | 460-461,463-466 | 1,301 | 4,848 | 28,537 | \$1,172 | \$914 | \$724 |
| Acute pharyngitis | 462 | 324 | 1,095 | 6,880 | \$897 | \$815 | \$657 |
| Pneumonia | 480-486 | 276 | 1,057 | 7,226 | \$2,509 | \$2,033 | \$1,659 |
| Chronic and unspedified bronchitis | 490-491 | 316 | 1,468 | 6,301 | \$1,857 | \$1,511 | \$1,204 |
| Asthma | 493 | 349 | 1,045 | 6,274 | \$1,610 | \$1,364 | \$1,093 |
| Noninfectious enteritis and colitis | 555-558 | 278 | 1,439 | 6,843 | \$3,365 | \$1,991 | \$1,584 |
| Urinary tract infection, site not specified | 599.0 | 344 | 1,692 | 9,531 | \$2,466 | \$1,885 | \$1,529 |
| Dorsopathies | 720-724 | 1,170 | 3,618 | 15,757 | \$1,515 | \$1,320 | \$1,168 |
| Rheumatism, excluding back | 725-729 | 584 | 2,122 | 10,535 | \$1,482 | \$1,121 | \$976 |
| Convulsions | 780.3 | 170 | 685 | 3,354 | \$3,161 | \$2,379 | \$2,030 |
| Headache and migraine | 784.0,346.90 | 1,077 | 3,684 | 19,282 | \$2,628 | \$1,903 | \$1,537 |
| Chest pain | 786.5 | 1,915 | 5,958 | 25,725 | \$3,664 | \$3,272 | \$2,812 |
| Abdominal pain | 789.0 | 2,705 | 8,830 | 42,414 | \$3,976 | \$2,867 | \$2,582 |
| Fractures, excluding lower limb | 800-819 | 913 | 3,536 | 19,191 | \$1,805 | \$1,774 | \$1,532 |
| Fracture of lower limb | 820-829 | 290 | 1,099 | 6,050 | \$1,477 | \$1,471 | \$1,343 |
| Sprains and strains, excluding ankle and back | 840-844,845.1,848 | 832 | 2,642 | 13,220 | \$1,149 | \$1,018 | \$883 |
| Sprains and strains of ankle | 845.0 | 393 | 1,259 | 6,565 | \$1,160 | \$1,022 | \$915 |
| Sprains and strains of back | 846-847 | 1,439 | 3,699 | 17,735 | \$1,476 | \$1,350 | \$1,196 |
| Open wound of head | 870-873 | 758 | 3,334 | 19,467 | \$1,487 | \$1,231 | \$993 |
| Open wound, excluding head | 874-897 | 1,158 | 4,153 | 23,030 | \$1,291 | \$1,113 | \$897 |
| Superficial injury | 910-919 | 254 | 1,106 | 5,869 | \$1,042 | \$891 | \$720 |
| Contusion with intact skin surface | 920-924 | 1,119 | 4,276 | 23,697 | \$1,344 | \$1,231 | \$1,035 |
| All other | | 18,580 | 69,127 | 341,914 | \$2,286 | \$1,676 | \$1,434 |

* Excludes professional fees.

** Based on Principal Diagnosis.

*** Outliers were excluded in the calculation of average charges.

Health District of Hospital: Utah County
Inpatient Peer group: Acute, urban, low CMI (n=6)

County: Utah
Ownership: Investor-owned

ED beds: 6
Affiliation: Mountainstar Healthcare

| | Number of Encounters | | | Charges(\$)* | | |
|--------------------|----------------------|---------|---------|--------------|---------------|-----------------|
| | Hospital | Peer | State | Hospital | Peer | State |
| Total ER charges | 16,126 | 110,669 | 684,176 | \$26,413,575 | \$176,646,741 | \$1,078,133,031 |
| Average ER charges | . | . | . | \$1,551 | \$1,497 | \$1,436 |

Principal Diagnosis Group and ICD-9 Codes**

| | | Number of Encounters | | | Average Charges (\$)** | | |
|---|---|----------------------|--------|---------|------------------------|---------|---------|
| | | Hospital | Peer | State | Hospital | Peer | State |
| Diabetes | 250.0-250.9 | 41 | 332 | 2,498 | \$1,601 | \$1,857 | \$1,705 |
| Otitis media and Eustachian tube disorders | 381-382 | 319 | 1,738 | 10,900 | \$610 | \$587 | \$481 |
| Heart dis. excl. ischemic | 391-392.0,393-398,402,404,415,416,420-429 | 112 | 759 | 5,381 | \$2,937 | \$2,829 | \$2,678 |
| Acute upper respiratory inf., excl. pharyngitis | 460-461,463-466 | 510 | 4,370 | 28,537 | \$817 | \$882 | \$724 |
| Acute pharyngitis | 462 | 142 | 1,020 | 6,880 | \$712 | \$766 | \$657 |
| Pneumonia | 480-486 | 169 | 1,421 | 7,226 | \$1,613 | \$1,637 | \$1,659 |
| Chronic and unspedified bronchitis | 490-491 | 191 | 890 | 6,301 | \$966 | \$1,167 | \$1,204 |
| Asthma | 493 | 100 | 756 | 6,274 | \$1,107 | \$1,187 | \$1,093 |
| Noninfectious enteritis and colitis | 555-558 | 256 | 1,147 | 6,843 | \$2,205 | \$1,749 | \$1,584 |
| Urinary tract infection, site not specified | 599.0 | 259 | 1,348 | 9,531 | \$1,774 | \$1,601 | \$1,529 |
| Dorsopathies | 720-724 | 392 | 2,292 | 15,757 | \$1,252 | \$1,156 | \$1,168 |
| Rheumatism, excluding back | 725-729 | 279 | 1,698 | 10,535 | \$1,120 | \$1,003 | \$976 |
| Convulsions | 780.3 | 66 | 459 | 3,354 | \$2,008 | \$2,128 | \$2,030 |
| Headache and migraine | 784.0,346.90 | 471 | 3,335 | 19,282 | \$1,560 | \$1,518 | \$1,537 |
| Chest pain | 786.5 | 600 | 4,099 | 25,725 | \$2,350 | \$2,500 | \$2,812 |
| Abdominal pain | 789.0 | 963 | 7,181 | 42,414 | \$2,724 | \$2,610 | \$2,582 |
| Fractures, excluding lower limb | 800-819 | 502 | 3,393 | 19,191 | \$1,345 | \$1,480 | \$1,532 |
| Fracture of lower limb | 820-829 | 192 | 1,046 | 6,050 | \$974 | \$1,248 | \$1,343 |
| Sprains and strains, excluding ankle and back | 840-844,845.1,848 | 453 | 2,426 | 13,220 | \$875 | \$887 | \$883 |
| Sprains and strains of ankle | 845.0 | 183 | 1,167 | 6,565 | \$910 | \$910 | \$915 |
| Sprains and strains of back | 846-847 | 800 | 3,428 | 17,735 | \$1,074 | \$1,089 | \$1,196 |
| Open wound of head | 870-873 | 469 | 3,649 | 19,467 | \$897 | \$979 | \$993 |
| Open wound, excluding head | 874-897 | 520 | 3,982 | 23,030 | \$856 | \$910 | \$897 |
| Superficial injury | 910-919 | 96 | 819 | 5,869 | \$636 | \$749 | \$720 |
| Contusion with intact skin surface | 920-924 | 510 | 3,779 | 23,697 | \$979 | \$990 | \$1,035 |
| All other | | 7,531 | 54,135 | 341,914 | \$1,722 | \$1,565 | \$1,434 |

* Excludes professional fees.

** Based on Principal Diagnosis.

*** Outliers were excluded in the calculation of average charges.

Table 17
ED Outpatient Encounters by Top-Volume Diagnostic Categories
January 1, 2009 to December 31, 2009

Health District of Hospital: TriCounty
Inpatient Peer group: Acute, rural, low CMI (n=16)

County: Duchesne
Ownership: Government

ED beds: 7
Affiliation: Freestanding

| | Number of Encounters | | | Charges(\$)* | | |
|--------------------|----------------------|--------|---------|--------------|--------------|-----------------|
| | Hospital | Peer | State | Hospital | Peer | State |
| Total ER charges | 12,887 | 71,843 | 684,176 | \$8,187,920 | \$69,685,943 | \$1,078,133,031 |
| Average ER charges | . | . | . | \$606 | \$895 | \$1,436 |

Principal Diagnosis Group and ICD-9 Codes**

| | | Number of Encounters | | | Average Charges (\$)*** | | |
|---|---|----------------------|--------|---------|-------------------------|---------|---------|
| | | Hospital | Peer | State | Hospital | Peer | State |
| Diabetes | 250.0-250.9 | 52 | 270 | 2,498 | \$785 | \$1,094 | \$1,705 |
| Otitis media and Eustachian tube disorders | 381-382 | 461 | 1,876 | 10,900 | \$192 | \$300 | \$481 |
| Heart dis. excl. ischemic | 391-392.0,393-398,402,404,415,416,420-429 | 133 | 664 | 5,381 | \$1,145 | \$1,816 | \$2,678 |
| Acute upper respiratory inf., excl. pharyngitis | 460-461,463-466 | 693 | 3,349 | 28,537 | \$299 | \$413 | \$724 |
| Acute pharyngitis | 462 | 231 | 857 | 6,880 | \$242 | \$366 | \$657 |
| Pneumonia | 480-486 | 82 | 755 | 7,226 | \$596 | \$1,068 | \$1,659 |
| Chronic and unspedified bronchitis | 490-491 | 398 | 1,156 | 6,301 | \$402 | \$616 | \$1,204 |
| Asthma | 493 | 127 | 726 | 6,274 | \$358 | \$700 | \$1,093 |
| Noninfectious enteritis and colitis | 555-558 | 239 | 1,133 | 6,843 | \$915 | \$892 | \$1,584 |
| Urinary tract infection, site not specified | 599.0 | 174 | 1,131 | 9,531 | \$602 | \$825 | \$1,529 |
| Dorsopathies | 720-724 | 328 | 1,534 | 15,757 | \$874 | \$752 | \$1,168 |
| Rheumatism, excluding back | 725-729 | 262 | 1,033 | 10,535 | \$405 | \$607 | \$976 |
| Convulsions | 780.3 | 15 | 222 | 3,354 | \$534 | \$1,558 | \$2,030 |
| Headache and migraine | 784.0,346.90 | 361 | 2,076 | 19,282 | \$538 | \$757 | \$1,537 |
| Chest pain | 786.5 | 216 | 1,765 | 25,725 | \$952 | \$1,882 | \$2,812 |
| Abdominal pain | 789.0 | 366 | 2,673 | 42,414 | \$1,278 | \$1,735 | \$2,582 |
| Fractures, excluding lower limb | 800-819 | 283 | 2,496 | 19,191 | \$749 | \$1,206 | \$1,532 |
| Fracture of lower limb | 820-829 | 86 | 903 | 6,050 | \$582 | \$1,061 | \$1,343 |
| Sprains and strains, excluding ankle and back | 840-844,845.1,848 | 415 | 1,735 | 13,220 | \$422 | \$555 | \$883 |
| Sprains and strains of ankle | 845.0 | 148 | 873 | 6,565 | \$405 | \$583 | \$915 |
| Sprains and strains of back | 846-847 | 352 | 1,513 | 17,735 | \$769 | \$888 | \$1,196 |
| Open wound of head | 870-873 | 300 | 2,416 | 19,467 | \$544 | \$712 | \$993 |
| Open wound, excluding head | 874-897 | 550 | 3,427 | 23,030 | \$440 | \$618 | \$897 |
| Superficial injury | 910-919 | 219 | 886 | 5,869 | \$483 | \$511 | \$720 |
| Contusion with intact skin surface | 920-924 | 370 | 2,936 | 23,697 | \$587 | \$737 | \$1,035 |
| All other | | 6,026 | 33,438 | 341,914 | \$651 | \$950 | \$1,434 |

* Excludes professional fees.

** Based on Principal Diagnosis.

*** Outliers were excluded in the calculation of average charges.

Health District of Hospital: Salt Lake County
Inpatient Peer group: Acute, urban, high CMI (n=2)

County: Salt Lake
Ownership: Government

ED beds: 28
Affiliation: University Healthcare

| | Number of Encounters | | | Charges(\$)* | | |
|--------------------|----------------------|---------|---------|--------------|---------------|-----------------|
| | Hospital | Peer | State | Hospital | Peer | State |
| Total ER charges | 29,554 | 100,430 | 684,176 | \$44,014,217 | \$174,363,655 | \$1,078,133,031 |
| Average ER charges | . | . | . | \$1,328 | \$1,603 | \$1,436 |

Principal Diagnosis Group and ICD-9 Codes**

| | | Number of Encounters | | | Average Charges (\$)*** | | |
|---|---|----------------------|--------|---------|-------------------------|---------|---------|
| | | Hospital | Peer | State | Hospital | Peer | State |
| Diabetes | 250.0-250.9 | 96 | 417 | 2,498 | \$1,370 | \$1,759 | \$1,705 |
| Otitis media and Eustachian tube disorders | 381-382 | 94 | 656 | 10,900 | \$370 | \$526 | \$481 |
| Heart dis. excl. ischemic | 391-392.0,393-398,402,404,415,416,420-429 | 161 | 737 | 5,381 | \$2,077 | \$2,756 | \$2,678 |
| Acute upper respiratory inf., excl. pharyngitis | 460-461,463-466 | 692 | 2,664 | 28,537 | \$615 | \$840 | \$724 |
| Acute pharyngitis | 462 | 197 | 757 | 6,880 | \$622 | \$812 | \$657 |
| Pneumonia | 480-486 | 159 | 1,021 | 7,226 | \$1,805 | \$1,835 | \$1,659 |
| Chronic and unspedified bronchitis | 490-491 | 176 | 867 | 6,301 | \$1,031 | \$1,411 | \$1,204 |
| Asthma | 493 | 181 | 741 | 6,274 | \$1,091 | \$1,339 | \$1,093 |
| Noninfectious enteritis and colitis | 555-558 | 172 | 596 | 6,843 | \$1,445 | \$1,990 | \$1,584 |
| Urinary tract infection, site not specified | 599.0 | 394 | 1,291 | 9,531 | \$1,491 | \$1,761 | \$1,529 |
| Dorsopathies | 720-724 | 1,025 | 3,254 | 15,757 | \$1,032 | \$1,288 | \$1,168 |
| Rheumatism, excluding back | 725-729 | 711 | 2,225 | 10,535 | \$771 | \$998 | \$976 |
| Convulsions | 780.3 | 183 | 469 | 3,354 | \$1,805 | \$2,212 | \$2,030 |
| Headache and migraine | 784.0,346.90 | 1,144 | 3,351 | 19,282 | \$1,651 | \$1,807 | \$1,537 |
| Chest pain | 786.5 | 1,506 | 5,123 | 25,725 | \$2,548 | \$2,958 | \$2,812 |
| Abdominal pain | 789.0 | 2,588 | 8,354 | 42,414 | \$1,970 | \$2,609 | \$2,582 |
| Fractures, excluding lower limb | 800-819 | 619 | 1,919 | 19,191 | \$1,578 | \$1,655 | \$1,532 |
| Fracture of lower limb | 820-829 | 193 | 652 | 6,050 | \$1,285 | \$1,433 | \$1,343 |
| Sprains and strains, excluding ankle and back | 840-844,845.1,848 | 420 | 1,423 | 13,220 | \$652 | \$833 | \$883 |
| Sprains and strains of ankle | 845.0 | 246 | 786 | 6,565 | \$756 | \$936 | \$915 |
| Sprains and strains of back | 846-847 | 762 | 2,438 | 17,735 | \$1,138 | \$1,153 | \$1,196 |
| Open wound of head | 870-873 | 533 | 1,869 | 19,467 | \$979 | \$1,148 | \$993 |
| Open wound, excluding head | 874-897 | 811 | 2,459 | 23,030 | \$864 | \$1,041 | \$897 |
| Superficial injury | 910-919 | 268 | 726 | 5,869 | \$690 | \$794 | \$720 |
| Contusion with intact skin surface | 920-924 | 947 | 3,198 | 23,697 | \$1,048 | \$1,117 | \$1,035 |
| All other | | 15,276 | 52,437 | 341,914 | \$1,242 | \$1,507 | \$1,434 |

* Excludes professional fees.

** Based on Principal Diagnosis.

*** Outliers were excluded in the calculation of average charges.

Table 17
ED Outpatient Encounters by Top-Volume Diagnostic Categories
January 1, 2009 to December 31, 2009

Health District of Hospital: Utah County County: Utah ED beds: 20
Inpatient Peer group: Acute, urban, upper medium CMI (n=4) Ownership: Not for profit Affiliation: Intermountain Healthcare

| | Number of Encounters | | | Charges(\$)* | | |
|--------------------|----------------------|---------|---------|--------------|---------------|-----------------|
| | Hospital | Peer | State | Hospital | Peer | State |
| Total ER charges | 36,624 | 135,344 | 684,176 | \$50,535,858 | \$260,627,885 | \$1,078,133,031 |
| Average ER charges | . | . | . | \$1,277 | \$1,707 | \$1,436 |

| Principal Diagnosis Group and ICD-9 Codes** | Number of Encounters | | | Average Charges (\$)*** | | |
|---|----------------------|--------|---------|-------------------------|---------|---------|
| | Hospital | Peer | State | Hospital | Peer | State |
| Diabetes 250.0-250.9 | 136 | 563 | 2,498 | \$1,417 | \$1,907 | \$1,705 |
| Otitis media and Eustachian tube disorders 381-382 | 557 | 1,800 | 10,900 | \$470 | \$592 | \$481 |
| Heart dis. excl. ischemic 391-392.0,393-398,402,404,415,416,420-429 | 390 | 1,209 | 5,381 | \$2,321 | \$3,001 | \$2,678 |
| Acute upper respiratory inf., excl. pharyngitis 460-461,463-466 | 1,301 | 4,848 | 28,537 | \$697 | \$914 | \$724 |
| Acute pharyngitis 462 | 256 | 1,095 | 6,880 | \$716 | \$815 | \$657 |
| Pneumonia 480-486 | 298 | 1,057 | 7,226 | \$1,600 | \$2,033 | \$1,659 |
| Chronic and unspedified bronchitis 490-491 | 234 | 1,468 | 6,301 | \$964 | \$1,511 | \$1,204 |
| Asthma 493 | 216 | 1,045 | 6,274 | \$956 | \$1,364 | \$1,093 |
| Noninfectious enteritis and colitis 555-558 | 490 | 1,439 | 6,843 | \$1,357 | \$1,991 | \$1,584 |
| Urinary tract infection, site not specified 599.0 | 435 | 1,692 | 9,531 | \$1,422 | \$1,885 | \$1,529 |
| Dorsopathies 720-724 | 918 | 3,618 | 15,757 | \$1,067 | \$1,320 | \$1,168 |
| Rheumatism, excluding back 725-729 | 572 | 2,122 | 10,535 | \$817 | \$1,121 | \$976 |
| Convulsions 780.3 | 240 | 685 | 3,354 | \$1,723 | \$2,379 | \$2,030 |
| Headache and migraine 784.0,346.90 | 983 | 3,684 | 19,282 | \$1,497 | \$1,903 | \$1,537 |
| Chest pain 786.5 | 1,422 | 5,958 | 25,725 | \$2,130 | \$3,272 | \$2,812 |
| Abdominal pain 789.0 | 2,687 | 8,830 | 42,414 | \$1,992 | \$2,867 | \$2,582 |
| Fractures, excluding lower limb 800-819 | 986 | 3,536 | 19,191 | \$1,640 | \$1,774 | \$1,532 |
| Fracture of lower limb 820-829 | 262 | 1,099 | 6,050 | \$1,336 | \$1,471 | \$1,343 |
| Sprains and strains, excluding ankle and back 840-844,845.1,848 | 724 | 2,642 | 13,220 | \$835 | \$1,018 | \$883 |
| Sprains and strains of ankle 845.0 | 361 | 1,259 | 6,565 | \$828 | \$1,022 | \$915 |
| Sprains and strains of back 846-847 | 902 | 3,699 | 17,735 | \$1,120 | \$1,350 | \$1,196 |
| Open wound of head 870-873 | 1,109 | 3,334 | 19,467 | \$1,119 | \$1,231 | \$993 |
| Open wound, excluding head 874-897 | 1,165 | 4,153 | 23,030 | \$981 | \$1,113 | \$897 |
| Superficial injury 910-919 | 304 | 1,106 | 5,869 | \$752 | \$891 | \$720 |
| Contusion with intact skin surface 920-924 | 1,132 | 4,276 | 23,697 | \$1,101 | \$1,231 | \$1,035 |
| All other | 18,544 | 69,127 | 341,914 | \$1,221 | \$1,676 | \$1,434 |

* Excludes professional fees.
** Based on Principal Diagnosis.
*** Outliers were excluded in the calculation of average charges.

Health District of Hospital: Southwest Utah
Inpatient Peer group: Acute, rural, high CMI (n=7)

County: Iron
Ownership: Not for profit

ED beds: 7
Affiliation: Intermountain Healthcare

| | Number of Encounters | | | Charges(\$)* | | |
|--------------------|----------------------|---------|---------|--------------|---------------|-----------------|
| | Hospital | Peer | State | Hospital | Peer | State |
| Total ER charges | 13,219 | 101,341 | 684,176 | \$12,038,450 | \$116,099,315 | \$1,078,133,031 |
| Average ER charges | . | . | . | \$889 | \$1,094 | \$1,436 |

Principal Diagnosis Group and ICD-9 Codes**

| | | Number of Encounters | | | Average Charges (\$)*** | | |
|---|---|----------------------|--------|---------|-------------------------|---------|---------|
| | | Hospital | Peer | State | Hospital | Peer | State |
| Diabetes | 250.0-250.9 | 48 | 385 | 2,498 | \$1,293 | \$1,414 | \$1,705 |
| Otitis media and Eustachian tube disorders | 381-382 | 312 | 1,786 | 10,900 | \$325 | \$364 | \$481 |
| Heart dis. excl. ischemic | 391-392.0,393-398,402,404,415,416,420-429 | 90 | 954 | 5,381 | \$1,890 | \$2,280 | \$2,678 |
| Acute upper respiratory inf., excl. pharyngitis | 460-461,463-466 | 653 | 4,063 | 28,537 | \$486 | \$556 | \$724 |
| Acute pharyngitis | 462 | 234 | 1,318 | 6,880 | \$386 | \$436 | \$657 |
| Pneumonia | 480-486 | 105 | 1,170 | 7,226 | \$1,267 | \$1,412 | \$1,659 |
| Chronic and unspedified bronchitis | 490-491 | 95 | 840 | 6,301 | \$520 | \$951 | \$1,204 |
| Asthma | 493 | 115 | 904 | 6,274 | \$674 | \$841 | \$1,093 |
| Noninfectious enteritis and colitis | 555-558 | 133 | 951 | 6,843 | \$1,674 | \$1,261 | \$1,584 |
| Urinary tract infection, site not specified | 599.0 | 230 | 1,926 | 9,531 | \$1,030 | \$1,227 | \$1,529 |
| Dorsopathies | 720-724 | 358 | 2,252 | 15,757 | \$786 | \$864 | \$1,168 |
| Rheumatism, excluding back | 725-729 | 212 | 1,479 | 10,535 | \$616 | \$785 | \$976 |
| Convulsions | 780.3 | 43 | 370 | 3,354 | \$1,453 | \$1,651 | \$2,030 |
| Headache and migraine | 784.0,346.90 | 298 | 2,941 | 19,282 | \$840 | \$1,159 | \$1,537 |
| Chest pain | 786.5 | 366 | 3,487 | 25,725 | \$1,620 | \$2,285 | \$2,812 |
| Abdominal pain | 789.0 | 692 | 5,465 | 42,414 | \$1,493 | \$1,993 | \$2,582 |
| Fractures, excluding lower limb | 800-819 | 461 | 3,183 | 19,191 | \$1,182 | \$1,399 | \$1,532 |
| Fracture of lower limb | 820-829 | 127 | 987 | 6,050 | \$988 | \$1,072 | \$1,343 |
| Sprains and strains, excluding ankle and back | 840-844,845.1,848 | 214 | 1,791 | 13,220 | \$536 | \$668 | \$883 |
| Sprains and strains of ankle | 845.0 | 122 | 982 | 6,565 | \$596 | \$692 | \$915 |
| Sprains and strains of back | 846-847 | 195 | 2,235 | 17,735 | \$928 | \$1,006 | \$1,196 |
| Open wound of head | 870-873 | 369 | 3,103 | 19,467 | \$722 | \$906 | \$993 |
| Open wound, excluding head | 874-897 | 506 | 3,686 | 23,030 | \$679 | \$729 | \$897 |
| Superficial injury | 910-919 | 111 | 819 | 5,869 | \$494 | \$534 | \$720 |
| Contusion with intact skin surface | 920-924 | 572 | 4,258 | 23,697 | \$737 | \$889 | \$1,035 |
| All other | | 6,558 | 50,006 | 341,914 | \$887 | \$1,051 | \$1,434 |

* Excludes professional fees.

** Based on Principal Diagnosis.

*** Outliers were excluded in the calculation of average charges.

Table 18
Utah Hospital ED - Inpatient Profile
January 1 to December 31, 2009

| Patient Profile | Encounters | |
|----------------------------------|------------|---------|
| | Number | Percent |
| GENDER | | |
| Female | 45,734 | 53.2 |
| Male | 40,300 | 46.8 |
| Unknown | 1 | 0.0 |
| Not reported | . | . |
| AGE | | |
| 1-28 days | 570 | 0.7 |
| 29-365 days | 2,253 | 2.6 |
| 1-4 years | 2,894 | 3.4 |
| 5-9 | 1,645 | 1.9 |
| 10-14 | 1,773 | 2.1 |
| 15-17 | 1,558 | 1.8 |
| 18-19 | 1,400 | 1.6 |
| 20-24 | 4,171 | 4.8 |
| 25-29 | 4,662 | 5.4 |
| 30-34 | 4,372 | 5.1 |
| 35-39 | 3,915 | 4.6 |
| 40-44 | 3,960 | 4.6 |
| 45-49 | 4,901 | 5.7 |
| 50-54 | 5,653 | 6.6 |
| 55-59 | 5,642 | 6.6 |
| 60-64 | 5,364 | 6.2 |
| 65-69 | 5,726 | 6.7 |
| 70-74 | 5,707 | 6.6 |
| 75-79 | 6,018 | 7.0 |
| 80-84 | 6,384 | 7.4 |
| 85-89 | 4,881 | 5.7 |
| 90 + | 2,586 | 3.0 |
| Unknown | . | . |
| DISCHARGE STATUS | | |
| Home self care | 60,160 | 69.9 |
| Another hospital | 1,512 | 1.8 |
| Skilled nursing facility | 9,328 | 10.8 |
| Intermediate care | 144 | 0.2 |
| Another type of institution | 3,648 | 4.2 |
| Under care of home service | 7,951 | 9.2 |
| Left against medical advice | 475 | 0.6 |
| Under care of a home iv provider | 11 | 0.0 |
| Expired | 1,992 | 2.3 |
| Not reported | 814 | 0.9 |
| PRIMARY PAYER | | |
| Medicare | 30,423 | 35.4 |
| Medicaid | 12,156 | 14.1 |
| Other government | 1,715 | 2.0 |
| Blue Cross/Blue Shield | 7,967 | 9.3 |
| Other commercial | 6,591 | 7.7 |
| Managed care | 20,343 | 23.6 |
| Self pay | 3,330 | 3.9 |
| Industrial/Worker's Comp | 560 | 0.7 |
| Charity | 2,624 | 3.0 |
| Children's Health Insurance Plan | 220 | 0.3 |
| Not reported | 106 | 0.1 |
| LOCAL HEALTH DISTRICT | | |
| Bear River | 3,226 | 3.7 |
| Central Utah | 2,096 | 2.4 |
| Davis County | 7,747 | 9.0 |
| Salt Lake County | 35,616 | 41.4 |
| Southeastern Utah | 1,646 | 1.9 |
| Southwest Utah | 7,199 | 8.4 |
| Summit County | 758 | 0.9 |
| Tooele County | 1,819 | 2.1 |
| TriCounty | 1,481 | 1.7 |
| Utah County | 10,509 | 12.2 |
| Wasatch County | 349 | 0.4 |
| Weber/Morgan | 8,724 | 10.1 |
| Unknown Utah | 8 | 0.0 |
| Outside Utah | 4,787 | 5.6 |
| Unknown | 70 | 0.1 |

Table 19
ED Inpatient Encounters by Major Disease Category
January 1, 2009 to December 31, 2009

| Major disease category and ICD-9 code range* | | Number of Encounters | State Average*** | Total Charges**** |
|---|---------|----------------------|------------------|-------------------|
| Infectious and parasitic diseases | 001-139 | 5,533 | \$28,988 | \$174,352,030 |
| Neoplasms | 140-239 | 1,186 | \$32,577 | \$43,031,399 |
| Endocrine, nutritional, metab. & immunity disorders | 240-279 | 3,762 | \$12,102 | \$49,370,774 |
| Diseases of the Blood and Blood-Forming Organs | 280-289 | 832 | \$15,164 | \$14,373,744 |
| Mental disorders | 290-319 | 5,594 | \$13,230 | \$82,317,941 |
| Diseases of the nervous system and sense organs | 320-389 | 1,757 | \$18,659 | \$37,432,829 |
| Diseases of the circulatory system | 390-459 | 12,977 | \$28,261 | \$392,527,872 |
| Diseases of the respiratory system | 460-519 | 11,993 | \$16,986 | \$221,363,266 |
| Diseases of the digestive system | 520-579 | 12,812 | \$18,999 | \$264,908,454 |
| Diseases of the genitourinary system | 580-629 | 4,210 | \$13,995 | \$63,744,552 |
| Complications of pregn., childbirth, & puerperium | 630-677 | 3,164 | \$9,312 | \$32,078,069 |
| Diseases of the skin and subcutaneous tissue | 680-709 | 1,384 | \$13,846 | \$20,938,788 |
| Diseases of the musculoskeletal sys. & conn. tissue | 710-739 | 1,416 | \$22,404 | \$33,368,367 |
| Congenital Anomalies | 740-759 | 164 | \$28,918 | \$5,747,119 |
| Certain conditions orig. in the perinatal period | 760-779 | 393 | \$8,871 | \$4,091,505 |
| Symptoms, signs, and ill-defined conditions | 780-799 | 4,307 | \$12,008 | \$54,115,131 |
| Injury and poisoning ** | 800-999 | 14,342 | \$26,704 | \$419,913,397 |
| Supplementary classification | V01-V82 | 153 | \$11,541 | \$1,824,308 |
| All other diagnoses | | 56 | \$6,034 | \$337,914 |

* Based on Principal Diagnosis.

** See Table 4 for subcategories of injury and poisoning.

*** Outliers were excluded in the calculation of average charges.

**** Excludes professional fees.

Table 20
ED Inpatient Encounters Due to Injury or Poisoning
January 1, 2009 to December 31, 2009

| Intent and Mechanism of Injury* | Number of Encounters | State Average** | Total Charges*** |
|---|---|-----------------|------------------|
| All Injury Encounters | 20,149 | \$22,610 | \$482,561,602 |
| Unintentional injuries | E800-E869, E880-E929 11,323 | \$24,367 | \$291,440,883 |
| Falls | E880.0-E886.9, E888 5,603 | \$23,903 | \$140,160,625 |
| Motor vehicle traffic | E810-E819 1,663 | \$35,801 | \$63,427,196 |
| Struck against or accidentally by object or persons | E916-E917 399 | \$18,600 | \$7,894,034 |
| Overexertion and strenuous movements | E927 200 | \$19,302 | \$3,925,235 |
| Cutting or piercing instruments or objects | E920 92 | \$15,308 | \$1,408,354 |
| Natural and environmental factors | E900-E909, E928.0-E928.2 236 | \$15,158 | \$3,999,466 |
| Poisoning | E850-E869 873 | \$13,545 | \$12,811,481 |
| Fire and flames, hot subst/object caustic | E890-E899, E924 70 | \$35,859 | \$2,496,555 |
| Machinery | E919 88 | \$25,697 | \$2,339,025 |
| Pedal cyc, nontraffic/other | E800-7(.3), E820-5(.6), E826.1, E826.9 248 | \$20,269 | \$5,246,638 |
| Motor vehicle, nontraffic | E820-5(.0, .5, .7, .9) 277 | \$27,719 | \$8,047,391 |
| Other trans. [(E800-7, E826)(.0-.2, .8, .9)], E827-9, E831, E833-45 | 219 | \$24,990 | \$5,776,416 |
| Suffocation | E911-E913 46 | \$24,885 | \$1,322,269 |
| Firearm missile | E922 32 | \$49,955 | \$1,595,589 |
| Other and not elsewhere classified | 899 | \$24,465 | \$23,809,907 |
| Mechanism unspecified | E887, E928.9, E929.8, E929.9 378 | \$18,504 | \$7,180,702 |
| Intentional injuries | E950-9, E960-9, E970-8, E990-9 2,057 | \$16,131 | \$35,165,372 |
| Assault | E960-E969 324 | \$25,523 | \$9,104,406 |
| Unarmed fight, striking by blunt/thrown object | E960.0, E968.2 129 | \$21,514 | \$3,220,409 |
| Cutting or piercing instrument | E966 75 | \$22,948 | \$1,739,998 |
| Firearm | E965.0-E965.4 25 | \$45,298 | \$1,138,475 |
| Other mechanism | 95 | \$28,051 | \$3,005,524 |
| Self-inflicted | E950-E959 1,719 | \$14,343 | \$25,748,097 |
| Poisoning | E950-E952 1,426 | \$12,215 | \$18,326,054 |
| Cutting and piercing instrument | E956 184 | \$16,137 | \$3,023,320 |
| Suffocation | E953 35 | \$20,715 | \$725,020 |
| Other mechanism | 74 | \$48,358 | \$3,673,703 |
| Other cause of violence | E970-E978, E990-E999 14 | \$22,348 | \$312,869 |
| Injuries of undetermined intent | E980-E989 280 | \$14,952 | \$4,467,838 |
| Adverse effects of medical treatment | E870-E879, E930-E949 6,463 | \$21,949 | \$150,957,156 |
| Unknown | 26 | \$19,733 | \$530,353 |

* Based on ICD-9 E-code.

** Outliers were excluded in the calculation of average charges.

*** Excludes professional fees.

Table 21
ED Inpatient Encounters by Top-Volume Categories
January 1, 2009 to December 31, 2009

| Principle Diagnosis Group and ICD-9 codes | | Number of Encounters | State Average* | Total Charges** |
|---|---|----------------------|----------------|-----------------|
| Diabetes | 250.0-250.9 | 1,713 | \$12,713 | \$23,223,282 |
| Otitis media and Eustachian tube disorders | 381-382 | 28 | \$7,626 | \$261,320 |
| Heart dis. excl. ischemic | 391-392.0,393-398,402,404,415,416,420-429 | 5,773 | \$22,440 | \$138,320,801 |
| Acute upper respiratory inf., excl. pharyngitis | 460-461,463-466 | 1,725 | \$8,898 | \$17,326,084 |
| Acute pharyngitis | 462 | 8 | \$9,052 | \$72,418 |
| Pneumonia | 480-486 | 4,540 | \$16,023 | \$79,735,034 |
| Chronic and unspedified bronchitis | 490-491 | 943 | \$16,176 | \$16,396,799 |
| Asthma | 493 | 1,360 | \$10,232 | \$15,039,662 |
| Noninfectious enteritis and colitis | 555-558 | 943 | \$19,409 | \$20,179,373 |
| Urinary tract infection , site not specified | 599.0 | 1,205 | \$12,060 | \$15,283,525 |
| Dorsopathies | 720-724 | 367 | \$23,643 | \$8,783,647 |
| Rheumatism, excluding back | 725-729 | 388 | \$17,341 | \$7,313,202 |
| Convulsions | 780.3 | 254 | \$12,231 | \$3,195,095 |
| Headache and migraine | 784.0,346.90 | 94 | \$12,185 | \$1,253,331 |
| Chest pain | 786.5 | 1,138 | \$12,152 | \$14,138,059 |
| Abdominal pain | 789.0 | 523 | \$12,338 | \$6,889,064 |
| Fractures, excluding lower limb | 800-819 | 3,237 | \$33,436 | \$115,599,398 |
| Fracture of lower limb | 820-829 | 3,104 | \$28,772 | \$93,738,751 |
| Sprains and strains, excluding ankle and back | 840-844,845.1,848 | 31 | \$17,314 | \$536,742 |
| Sprains and strains of ankle | 845.0 | 4 | \$15,575 | \$62,301 |
| Sprains and strains of back | 846-847 | 38 | \$11,908 | \$452,514 |
| Open wound of head | 870-873 | 86 | \$16,418 | \$1,755,758 |
| Open wound, excluding head | 874-897 | 242 | \$20,796 | \$5,691,416 |
| Superficial injury | 910-919 | 21 | \$12,279 | \$277,441 |
| Contusion with intact skin surface | 920-924 | 96 | \$13,768 | \$1,417,587 |
| All other | | 58,174 | \$20,854 | \$1,328,894,852 |

* Outliers were excluded in the calculation of average charges.

** Excludes professional fees.

Table 22
 Utah Hospital ED - Inpatient Profile
 January 1 to December 31, 2009

ALLEN MEMORIAL HOSPITAL-CAH # OF ENCOUNTERS: 259
 PEER GROUP: Acute, rural, low CMI (n=16) COUNTY: Grand
 AFFILIATION: Management E.R. BEDS: 3

| Patient Profile | Encounters | | | |
|----------------------------------|------------|------------|--------|----------|
| | Hospital # | Hospital % | Peer % | State* % |
| GENDER | | | | |
| Female | 149 | 57.5 | 58.1 | 54.1 |
| Male | 110 | 42.5 | 41.9 | 45.9 |
| Unknown | . | . | 0.0 | 0.0 |
| Not reported | . | . | . | . |
| AGE | | | | |
| 1-28 days | 2 | 0.8 | 0.9 | 0.2 |
| 29-365 days | 3 | 1.2 | 1.9 | 0.7 |
| 1-4 years | 2 | 0.8 | 3.1 | 0.9 |
| 5-9 | 2 | 0.8 | 1.5 | 0.6 |
| 10-14 | 1 | 0.4 | 1.4 | 0.7 |
| 15-17 | . | . | 1.4 | 1.3 |
| 18-19 | 1 | 0.4 | 1.8 | 1.7 |
| 20-24 | 4 | 1.5 | 4.7 | 5.3 |
| 25-29 | 6 | 2.3 | 5.3 | 5.9 |
| 30-34 | 3 | 1.2 | 5.1 | 5.6 |
| 35-39 | 5 | 1.9 | 4.2 | 5.0 |
| 40-44 | 4 | 1.5 | 4.0 | 5.0 |
| 45-49 | 9 | 3.5 | 5.0 | 6.2 |
| 50-54 | 9 | 3.5 | 6.3 | 7.2 |
| 55-59 | 22 | 8.5 | 5.9 | 7.2 |
| 60-64 | 18 | 6.9 | 6.7 | 6.8 |
| 65-69 | 27 | 10.4 | 7.8 | 7.2 |
| 70-74 | 31 | 12.0 | 7.2 | 7.2 |
| 75-79 | 32 | 12.4 | 7.6 | 7.6 |
| 80-84 | 39 | 15.1 | 7.8 | 8.1 |
| 85-89 | 26 | 10.0 | 6.6 | 6.2 |
| 90 + | 13 | 5.0 | 3.8 | 3.3 |
| Unknown | . | . | . | . |
| DISCHARGE STATUS | | | | |
| Home self care | 191 | 73.7 | 74.7 | 68.3 |
| Another hospital | 25 | 9.7 | 7.5 | 1.9 |
| Skilled nursing facility | 2 | 0.8 | 4.9 | 11.8 |
| Intermediate care | . | . | 0.5 | 0.2 |
| Another type of institution | 32 | 12.4 | 5.3 | 4.5 |
| Under care of home service | 1 | 0.4 | 4.6 | 9.1 |
| Left against medical advice | 3 | 1.2 | 0.4 | 0.6 |
| Under care of a home iv provider | . | . | . | 0.0 |
| Expired | 5 | 1.9 | 1.7 | 2.5 |
| Not reported | . | . | 0.3 | 1.0 |
| PRIMARY PAYER | | | | |
| Medicare | 154 | 59.5 | 37.7 | 38.7 |
| Medicaid | 30 | 11.6 | 13.6 | 12.0 |
| Other government | 3 | 1.2 | 2.5 | 2.0 |
| Blue Cross/Blue Shield | 18 | 6.9 | 8.6 | 8.7 |
| Other commercial | 24 | 9.3 | 7.4 | 7.6 |
| Managed care | 30 | 11.6 | 21.1 | 22.6 |
| Self pay | . | . | 7.4 | 4.1 |
| Industrial/Worker's Comp | . | . | 0.6 | 0.7 |
| Charity | . | . | 0.8 | 3.3 |
| Children's Health Insurance Plan | . | . | 0.3 | 0.1 |
| Not reported | . | . | 0.1 | 0.1 |
| LOCAL HEALTH DISTRICT | | | | |
| Bear River | 1 | 0.4 | 3.7 | 3.9 |
| Central Utah | . | . | 31.4 | 2.6 |
| Davis County | . | . | 0.2 | 8.9 |
| Salt Lake County | 2 | 0.8 | 1.2 | 39.7 |
| Southeastern Utah | 224 | 86.5 | 8.6 | 2.1 |
| Southwest Utah | 1 | 0.4 | 10.2 | 9.1 |
| Summit County | . | . | 0.4 | 0.8 |
| Tooele County | . | . | 22.3 | 2.1 |
| TriCounty | . | . | 13.0 | 1.8 |
| Utah County | 2 | 0.8 | 0.9 | 12.6 |
| Wasatch County | . | . | 2.0 | 0.4 |
| Weber/Morgan | 1 | 0.4 | 0.2 | 10.7 |
| Unknown Utah | . | . | . | 0.0 |
| Outside Utah | 28 | 10.8 | 5.8 | 5.4 |
| Unknown | . | . | 0.1 | 0.1 |

* All general acute care hospitals only.

Table 22
Utah Hospital ED - Inpatient Profile
January 1 to December 31, 2009

ALTA VIEW HOSPITAL # OF ENCOUNTERS: 1,956
PEER GROUP: Acute, urban, low CMI (n=5) COUNTY: Salt Lake
AFFILIATION: Intermountain Healthcare E.R. BEDS: 17

| Patient Profile | Encounters | | | |
|----------------------------------|------------|------------|--------|----------|
| | Hospital # | Hospital % | Peer % | State* % |
| GENDER | | | | |
| Female | 1,176 | 60.1 | 57.8 | 54.1 |
| Male | 780 | 39.9 | 42.2 | 45.9 |
| Unknown | . | . | . | 0.0 |
| Not reported | . | . | . | . |
| AGE | | | | |
| 1-28 days | 1 | 0.1 | 0.3 | 0.2 |
| 29-365 days | . | . | 0.7 | 0.7 |
| 1-4 years | . | . | 0.7 | 0.9 |
| 5-9 | . | . | 0.6 | 0.6 |
| 10-14 | 2 | 0.1 | 0.5 | 0.7 |
| 15-17 | 18 | 0.9 | 1.2 | 1.3 |
| 18-19 | 22 | 1.1 | 1.5 | 1.7 |
| 20-24 | 79 | 4.0 | 5.0 | 5.3 |
| 25-29 | 92 | 4.7 | 5.8 | 5.9 |
| 30-34 | 103 | 5.3 | 6.3 | 5.6 |
| 35-39 | 95 | 4.9 | 5.6 | 5.0 |
| 40-44 | 90 | 4.6 | 5.5 | 5.0 |
| 45-49 | 114 | 5.8 | 5.6 | 6.2 |
| 50-54 | 109 | 5.6 | 6.8 | 7.2 |
| 55-59 | 144 | 7.4 | 6.9 | 7.2 |
| 60-64 | 155 | 7.9 | 6.2 | 6.8 |
| 65-69 | 154 | 7.9 | 7.4 | 7.2 |
| 70-74 | 135 | 6.9 | 6.6 | 7.2 |
| 75-79 | 164 | 8.4 | 7.4 | 7.6 |
| 80-84 | 216 | 11.0 | 8.8 | 8.1 |
| 85-89 | 155 | 7.9 | 6.9 | 6.2 |
| 90 + | 108 | 5.5 | 3.6 | 3.3 |
| Unknown | . | . | . | . |
| DISCHARGE STATUS | | | | |
| Home self care | 1,390 | 71.1 | 69.9 | 68.3 |
| Another hospital | 57 | 2.9 | 3.0 | 1.9 |
| Skilled nursing facility | 244 | 12.5 | 11.4 | 11.8 |
| Intermediate care | . | . | 0.5 | 0.2 |
| Another type of institution | 91 | 4.7 | 2.3 | 4.5 |
| Under care of home service | 124 | 6.3 | 8.0 | 9.1 |
| Left against medical advice | 11 | 0.6 | 0.5 | 0.6 |
| Under care of a home iv provider | . | . | . | 0.0 |
| Expired | 36 | 1.8 | 2.0 | 2.5 |
| Not reported | 3 | 0.2 | 2.4 | 1.0 |
| PRIMARY PAYER | | | | |
| Medicare | 879 | 44.9 | 39.1 | 38.7 |
| Medicaid | 117 | 6.0 | 10.9 | 12.0 |
| Other government | 15 | 0.8 | 1.1 | 2.0 |
| Blue Cross/Blue Shield | 93 | 4.8 | 9.8 | 8.7 |
| Other commercial | 74 | 3.8 | 6.2 | 7.6 |
| Managed care | 626 | 32.0 | 26.2 | 22.6 |
| Self pay | 25 | 1.3 | 4.0 | 4.1 |
| Industrial/Worker's Comp | 9 | 0.5 | 0.4 | 0.7 |
| Charity | 116 | 5.9 | 2.1 | 3.3 |
| Children's Health Insurance Plan | 1 | 0.1 | 0.2 | 0.1 |
| Not reported | 1 | 0.1 | 0.1 | 0.1 |
| LOCAL HEALTH DISTRICT | | | | |
| Bear River | 1 | 0.1 | 0.1 | 3.9 |
| Central Utah | 3 | 0.2 | 0.4 | 2.6 |
| Davis County | 7 | 0.4 | 0.2 | 8.9 |
| Salt Lake County | 1,830 | 93.6 | 57.9 | 39.7 |
| Southeastern Utah | . | . | 0.3 | 2.1 |
| Southwest Utah | 9 | 0.5 | 0.3 | 9.1 |
| Summit County | 5 | 0.3 | 0.1 | 0.8 |
| Tooele County | 4 | 0.2 | 0.2 | 2.1 |
| TriCounty | 1 | 0.1 | 0.1 | 1.8 |
| Utah County | 33 | 1.7 | 37.6 | 12.6 |
| Wasatch County | 2 | 0.1 | 0.2 | 0.4 |
| Weber/Morgan | 5 | 0.3 | 0.2 | 10.7 |
| Unknown Utah | . | . | . | 0.0 |
| Outside Utah | 52 | 2.7 | 2.3 | 5.4 |
| Unknown | 4 | 0.2 | 0.1 | 0.1 |

* All general acute care hospitals only.

Table 22
Utah Hospital ED - Inpatient Profile
January 1 to December 31, 2009

AMERICAN FORK HOSPITAL # OF ENCOUNTERS: 2,080
PEER GROUP: Acute, urban, low CMI (n=5) COUNTY: Utah
AFFILIATION: Intermountain Healthcare E.R. BEDS: 11

| Patient Profile | Encounters | | | |
|----------------------------------|------------|------------|--------|----------|
| | Hospital # | Hospital % | Peer % | State* % |
| GENDER | | | | |
| Female | 1,168 | 56.2 | 57.8 | 54.1 |
| Male | 912 | 43.8 | 42.2 | 45.9 |
| Unknown | . | . | . | 0.0 |
| Not reported | . | . | . | . |
| AGE | | | | |
| 1-28 days | 18 | 0.9 | 0.3 | 0.2 |
| 29-365 days | 46 | 2.2 | 0.7 | 0.7 |
| 1-4 years | 45 | 2.2 | 0.7 | 0.9 |
| 5-9 | 31 | 1.5 | 0.6 | 0.6 |
| 10-14 | 14 | 0.7 | 0.5 | 0.7 |
| 15-17 | 18 | 0.9 | 1.2 | 1.3 |
| 18-19 | 25 | 1.2 | 1.5 | 1.7 |
| 20-24 | 68 | 3.3 | 5.0 | 5.3 |
| 25-29 | 103 | 5.0 | 5.8 | 5.9 |
| 30-34 | 130 | 6.3 | 6.3 | 5.6 |
| 35-39 | 116 | 5.6 | 5.6 | 5.0 |
| 40-44 | 112 | 5.4 | 5.5 | 5.0 |
| 45-49 | 99 | 4.8 | 5.6 | 6.2 |
| 50-54 | 125 | 6.0 | 6.8 | 7.2 |
| 55-59 | 144 | 6.9 | 6.9 | 7.2 |
| 60-64 | 99 | 4.8 | 6.2 | 6.8 |
| 65-69 | 132 | 6.3 | 7.4 | 7.2 |
| 70-74 | 154 | 7.4 | 6.6 | 7.2 |
| 75-79 | 189 | 9.1 | 7.4 | 7.6 |
| 80-84 | 185 | 8.9 | 8.8 | 8.1 |
| 85-89 | 157 | 7.5 | 6.9 | 6.2 |
| 90 + | 70 | 3.4 | 3.6 | 3.3 |
| Unknown | . | . | . | . |
| DISCHARGE STATUS | | | | |
| Home self care | 1,398 | 67.2 | 69.9 | 68.3 |
| Another hospital | 125 | 6.0 | 3.0 | 1.9 |
| Skilled nursing facility | 238 | 11.4 | 11.4 | 11.8 |
| Intermediate care | 44 | 2.1 | 0.5 | 0.2 |
| Another type of institution | 68 | 3.3 | 2.3 | 4.5 |
| Under care of home service | 144 | 6.9 | 8.0 | 9.1 |
| Left against medical advice | 5 | 0.2 | 0.5 | 0.6 |
| Under care of a home iv provider | . | . | . | 0.0 |
| Expired | 34 | 1.6 | 2.0 | 2.5 |
| Not reported | 24 | 1.2 | 2.4 | 1.0 |
| PRIMARY PAYER | | | | |
| Medicare | 889 | 42.7 | 39.1 | 38.7 |
| Medicaid | 261 | 12.5 | 10.9 | 12.0 |
| Other government | 25 | 1.2 | 1.1 | 2.0 |
| Blue Cross/Blue Shield | 91 | 4.4 | 9.8 | 8.7 |
| Other commercial | 111 | 5.3 | 6.2 | 7.6 |
| Managed care | 630 | 30.3 | 26.2 | 22.6 |
| Self pay | 22 | 1.1 | 4.0 | 4.1 |
| Industrial/Worker's Comp | 11 | 0.5 | 0.4 | 0.7 |
| Charity | 26 | 1.3 | 2.1 | 3.3 |
| Children's Health Insurance Plan | 12 | 0.6 | 0.2 | 0.1 |
| Not reported | 2 | 0.1 | 0.1 | 0.1 |
| LOCAL HEALTH DISTRICT | | | | |
| Bear River | 2 | 0.1 | 0.1 | 3.9 |
| Central Utah | 10 | 0.5 | 0.4 | 2.6 |
| Davis County | 3 | 0.1 | 0.2 | 8.9 |
| Salt Lake County | 32 | 1.5 | 57.9 | 39.7 |
| Southeastern Utah | 5 | 0.2 | 0.3 | 2.1 |
| Southwest Utah | 5 | 0.2 | 0.3 | 9.1 |
| Summit County | . | . | 0.1 | 0.8 |
| Tooele County | 4 | 0.2 | 0.2 | 2.1 |
| TriCounty | 3 | 0.1 | 0.1 | 1.8 |
| Utah County | 1,978 | 95.1 | 37.6 | 12.6 |
| Wasatch County | 3 | 0.1 | 0.2 | 0.4 |
| Weber/Morgan | 2 | 0.1 | 0.2 | 10.7 |
| Unknown Utah | . | . | . | 0.0 |
| Outside Utah | 33 | 1.6 | 2.3 | 5.4 |
| Unknown | . | . | 0.1 | 0.1 |

* All general acute care hospitals only.

Table 22
 Utah Hospital ED - Inpatient Profile
 January 1 to December 31, 2009

ASHLEY REGIONAL MEDICAL CENTER # OF ENCOUNTERS: 619
 PEER GROUP: Acute, rural, high CMI (n=6) COUNTY: Uintah
 AFFILIATION: LifePoint Hospitals, Inc. E.R. BEDS: 5

| Patient Profile | Encounters | | | |
|----------------------------------|------------|------------|--------|----------|
| | Hospital # | Hospital % | Peer % | State* % |
| GENDER | | | | |
| Female | 341 | 55.1 | 52.0 | 54.1 |
| Male | 278 | 44.9 | 48.0 | 45.9 |
| Unknown | . | . | . | 0.0 |
| Not reported | . | . | . | . |
| AGE | | | | |
| 1-28 days | 5 | 0.8 | 0.4 | 0.2 |
| 29-365 days | 13 | 2.1 | 1.3 | 0.7 |
| 1-4 years | 21 | 3.4 | 2.1 | 0.9 |
| 5-9 | 17 | 2.7 | 1.1 | 0.6 |
| 10-14 | 13 | 2.1 | 1.0 | 0.7 |
| 15-17 | 12 | 1.9 | 1.3 | 1.3 |
| 18-19 | 5 | 0.8 | 1.4 | 1.7 |
| 20-24 | 27 | 4.4 | 4.1 | 5.3 |
| 25-29 | 38 | 6.1 | 4.1 | 5.9 |
| 30-34 | 24 | 3.9 | 3.7 | 5.6 |
| 35-39 | 37 | 6.0 | 3.4 | 5.0 |
| 40-44 | 22 | 3.6 | 3.6 | 5.0 |
| 45-49 | 33 | 5.3 | 5.0 | 6.2 |
| 50-54 | 39 | 6.3 | 5.7 | 7.2 |
| 55-59 | 34 | 5.5 | 6.3 | 7.2 |
| 60-64 | 42 | 6.8 | 6.3 | 6.8 |
| 65-69 | 42 | 6.8 | 8.2 | 7.2 |
| 70-74 | 60 | 9.7 | 9.6 | 7.2 |
| 75-79 | 38 | 6.1 | 9.7 | 7.6 |
| 80-84 | 53 | 8.6 | 10.3 | 8.1 |
| 85-89 | 29 | 4.7 | 7.7 | 6.2 |
| 90 + | 15 | 2.4 | 3.9 | 3.3 |
| Unknown | . | . | . | . |
| DISCHARGE STATUS | | | | |
| Home self care | 472 | 76.3 | 68.0 | 68.3 |
| Another hospital | 45 | 7.3 | 2.9 | 1.9 |
| Skilled nursing facility | 45 | 7.3 | 13.6 | 11.8 |
| Intermediate care | . | . | 0.1 | 0.2 |
| Another type of institution | 28 | 4.5 | 4.8 | 4.5 |
| Under care of home service | 11 | 1.8 | 7.9 | 9.1 |
| Left against medical advice | 3 | 0.5 | 0.5 | 0.6 |
| Under care of a home iv provider | . | . | 0.0 | 0.0 |
| Expired | 15 | 2.4 | 2.2 | 2.5 |
| Not reported | . | . | 0.1 | 1.0 |
| PRIMARY PAYER | | | | |
| Medicare | 220 | 35.5 | 47.5 | 38.7 |
| Medicaid | 51 | 8.2 | 11.2 | 12.0 |
| Other government | 14 | 2.3 | 1.5 | 2.0 |
| Blue Cross/Blue Shield | 105 | 17.0 | 8.1 | 8.7 |
| Other commercial | 45 | 7.3 | 8.6 | 7.6 |
| Managed care | 99 | 16.0 | 17.3 | 22.6 |
| Self pay | 78 | 12.6 | 2.1 | 4.1 |
| Industrial/Worker's Comp | 6 | 1.0 | 0.6 | 0.7 |
| Charity | . | . | 2.8 | 3.3 |
| Children's Health Insurance Plan | 1 | 0.2 | 0.3 | 0.1 |
| Not reported | . | . | 0.1 | 0.1 |
| LOCAL HEALTH DISTRICT | | | | |
| Bear River | . | . | 18.7 | 3.9 |
| Central Utah | . | . | 0.4 | 2.6 |
| Davis County | 1 | 0.2 | 0.4 | 8.9 |
| Salt Lake County | 4 | 0.6 | 1.3 | 39.7 |
| Southeastern Utah | . | . | 8.1 | 2.1 |
| Southwest Utah | 1 | 0.2 | 54.8 | 9.1 |
| Summit County | . | . | 0.5 | 0.8 |
| Tooele County | . | . | 0.1 | 2.1 |
| TriCounty | 576 | 93.1 | 5.0 | 1.8 |
| Utah County | . | . | 0.6 | 12.6 |
| Wasatch County | 1 | 0.2 | 0.1 | 0.4 |
| Weber/Morgan | 2 | 0.3 | 0.4 | 10.7 |
| Unknown Utah | . | . | . | 0.0 |
| Outside Utah | 34 | 5.5 | 9.4 | 5.4 |
| Unknown | . | . | 0.1 | 0.1 |

* All general acute care hospitals only.

Table 22
Utah Hospital ED - Inpatient Profile
January 1 to December 31, 2009

BEAR RIVER VALLEY HOSPITAL # OF ENCOUNTERS: 183
PEER GROUP: Acute, rural, low CMI (n=16) COUNTY: Box Elder
AFFILIATION: Intermountain Healthcare E.R. BEDS: 3

| Patient Profile | Encounters | | | |
|----------------------------------|------------|------------|--------|----------|
| | Hospital # | Hospital % | Peer % | State* % |
| GENDER | | | | |
| Female | 120 | 65.6 | 58.1 | 54.1 |
| Male | 63 | 34.4 | 41.9 | 45.9 |
| Unknown | . | . | 0.0 | 0.0 |
| Not reported | . | . | . | . |
| AGE | | | | |
| 1-28 days | 1 | 0.5 | 0.9 | 0.2 |
| 29-365 days | 3 | 1.6 | 1.9 | 0.7 |
| 1-4 years | 7 | 3.8 | 3.1 | 0.9 |
| 5-9 | 2 | 1.1 | 1.5 | 0.6 |
| 10-14 | 5 | 2.7 | 1.4 | 0.7 |
| 15-17 | 1 | 0.5 | 1.4 | 1.3 |
| 18-19 | 2 | 1.1 | 1.8 | 1.7 |
| 20-24 | 2 | 1.1 | 4.7 | 5.3 |
| 25-29 | 7 | 3.8 | 5.3 | 5.9 |
| 30-34 | 7 | 3.8 | 5.1 | 5.6 |
| 35-39 | 13 | 7.1 | 4.2 | 5.0 |
| 40-44 | 10 | 5.5 | 4.0 | 5.0 |
| 45-49 | 16 | 8.7 | 5.0 | 6.2 |
| 50-54 | 12 | 6.6 | 6.3 | 7.2 |
| 55-59 | 6 | 3.3 | 5.9 | 7.2 |
| 60-64 | 9 | 4.9 | 6.7 | 6.8 |
| 65-69 | 15 | 8.2 | 7.8 | 7.2 |
| 70-74 | 7 | 3.8 | 7.2 | 7.2 |
| 75-79 | 16 | 8.7 | 7.6 | 7.6 |
| 80-84 | 14 | 7.7 | 7.8 | 8.1 |
| 85-89 | 15 | 8.2 | 6.6 | 6.2 |
| 90 + | 13 | 7.1 | 3.8 | 3.3 |
| Unknown | . | . | . | . |
| DISCHARGE STATUS | | | | |
| Home self care | 128 | 69.9 | 74.7 | 68.3 |
| Another hospital | 12 | 6.6 | 7.5 | 1.9 |
| Skilled nursing facility | 25 | 13.7 | 4.9 | 11.8 |
| Intermediate care | . | . | 0.5 | 0.2 |
| Another type of institution | 9 | 4.9 | 5.3 | 4.5 |
| Under care of home service | 6 | 3.3 | 4.6 | 9.1 |
| Left against medical advice | 1 | 0.5 | 0.4 | 0.6 |
| Under care of a home iv provider | . | . | . | 0.0 |
| Expired | 1 | 0.5 | 1.7 | 2.5 |
| Not reported | 1 | 0.5 | 0.3 | 1.0 |
| PRIMARY PAYER | | | | |
| Medicare | 73 | 39.9 | 37.7 | 38.7 |
| Medicaid | 16 | 8.7 | 13.6 | 12.0 |
| Other government | 1 | 0.5 | 2.5 | 2.0 |
| Blue Cross/Blue Shield | 15 | 8.2 | 8.6 | 8.7 |
| Other commercial | 13 | 7.1 | 7.4 | 7.6 |
| Managed care | 52 | 28.4 | 21.1 | 22.6 |
| Self pay | 9 | 4.9 | 7.4 | 4.1 |
| Industrial/Worker's Comp | 1 | 0.5 | 0.6 | 0.7 |
| Charity | 1 | 0.5 | 0.8 | 3.3 |
| Children's Health Insurance Plan | 2 | 1.1 | 0.3 | 0.1 |
| Not reported | . | . | 0.1 | 0.1 |
| LOCAL HEALTH DISTRICT | | | | |
| Bear River | 164 | 89.6 | 3.7 | 3.9 |
| Central Utah | 1 | 0.5 | 31.4 | 2.6 |
| Davis County | 3 | 1.6 | 0.2 | 8.9 |
| Salt Lake County | 1 | 0.5 | 1.2 | 39.7 |
| Southeastern Utah | . | . | 8.6 | 2.1 |
| Southwest Utah | . | . | 10.2 | 9.1 |
| Summit County | . | . | 0.4 | 0.8 |
| Tooele County | . | . | 22.3 | 2.1 |
| TriCounty | . | . | 13.0 | 1.8 |
| Utah County | . | . | 0.9 | 12.6 |
| Wasatch County | . | . | 2.0 | 0.4 |
| Weber/Morgan | 5 | 2.7 | 0.2 | 10.7 |
| Unknown Utah | . | . | . | 0.0 |
| Outside Utah | 9 | 4.9 | 5.8 | 5.4 |
| Unknown | . | . | 0.1 | 0.1 |

* All general acute care hospitals only.

Table 22
 Utah Hospital ED - Inpatient Profile
 January 1 to December 31, 2009

BEAVER VALLEY HOSPITAL # OF ENCOUNTERS: 275
 PEER GROUP: Acute, rural, low CMI (n=16) COUNTY: Beaver
 AFFILIATION: Freestanding E.R. BEDS: 2

| Patient Profile | Encounters | | | |
|----------------------------------|------------|------------|--------|----------|
| | Hospital # | Hospital % | Peer % | State* % |
| GENDER | | | | |
| Female | 181 | 65.8 | 58.1 | 54.1 |
| Male | 94 | 34.2 | 41.9 | 45.9 |
| Unknown | . | . | 0.0 | 0.0 |
| Not reported | . | . | . | . |
| AGE | | | | |
| 1-28 days | 1 | 0.4 | 0.9 | 0.2 |
| 29-365 days | 6 | 2.2 | 1.9 | 0.7 |
| 1-4 years | 6 | 2.2 | 3.1 | 0.9 |
| 5-9 | 6 | 2.2 | 1.5 | 0.6 |
| 10-14 | 3 | 1.1 | 1.4 | 0.7 |
| 15-17 | 1 | 0.4 | 1.4 | 1.3 |
| 18-19 | 7 | 2.5 | 1.8 | 1.7 |
| 20-24 | 28 | 10.2 | 4.7 | 5.3 |
| 25-29 | 27 | 9.8 | 5.3 | 5.9 |
| 30-34 | 14 | 5.1 | 5.1 | 5.6 |
| 35-39 | 6 | 2.2 | 4.2 | 5.0 |
| 40-44 | 5 | 1.8 | 4.0 | 5.0 |
| 45-49 | 5 | 1.8 | 5.0 | 6.2 |
| 50-54 | 14 | 5.1 | 6.3 | 7.2 |
| 55-59 | 13 | 4.7 | 5.9 | 7.2 |
| 60-64 | 10 | 3.6 | 6.7 | 6.8 |
| 65-69 | 17 | 6.2 | 7.8 | 7.2 |
| 70-74 | 16 | 5.8 | 7.2 | 7.2 |
| 75-79 | 28 | 10.2 | 7.6 | 7.6 |
| 80-84 | 27 | 9.8 | 7.8 | 8.1 |
| 85-89 | 28 | 10.2 | 6.6 | 6.2 |
| 90 + | 7 | 2.5 | 3.8 | 3.3 |
| Unknown | . | . | . | . |
| DISCHARGE STATUS | | | | |
| Home self care | 211 | 76.7 | 74.7 | 68.3 |
| Another hospital | 12 | 4.4 | 7.5 | 1.9 |
| Skilled nursing facility | 1 | 0.4 | 4.9 | 11.8 |
| Intermediate care | . | . | 0.5 | 0.2 |
| Another type of institution | 30 | 10.9 | 5.3 | 4.5 |
| Under care of home service | 16 | 5.8 | 4.6 | 9.1 |
| Left against medical advice | . | . | 0.4 | 0.6 |
| Under care of a home iv provider | . | . | . | 0.0 |
| Expired | 5 | 1.8 | 1.7 | 2.5 |
| Not reported | . | . | 0.3 | 1.0 |
| PRIMARY PAYER | | | | |
| Medicare | 127 | 46.2 | 37.7 | 38.7 |
| Medicaid | 42 | 15.3 | 13.6 | 12.0 |
| Other government | 4 | 1.5 | 2.5 | 2.0 |
| Blue Cross/Blue Shield | 29 | 10.5 | 8.6 | 8.7 |
| Other commercial | 23 | 8.4 | 7.4 | 7.6 |
| Managed care | 30 | 10.9 | 21.1 | 22.6 |
| Self pay | 15 | 5.5 | 7.4 | 4.1 |
| Industrial/Worker's Comp | 1 | 0.4 | 0.6 | 0.7 |
| Charity | . | . | 0.8 | 3.3 |
| Children's Health Insurance Plan | . | . | 0.3 | 0.1 |
| Not reported | 4 | 1.5 | 0.1 | 0.1 |
| LOCAL HEALTH DISTRICT | | | | |
| Bear River | 1 | 0.4 | 3.7 | 3.9 |
| Central Utah | . | . | 31.4 | 2.6 |
| Davis County | 1 | 0.4 | 0.2 | 8.9 |
| Salt Lake County | 1 | 0.4 | 1.2 | 39.7 |
| Southeastern Utah | . | . | 8.6 | 2.1 |
| Southwest Utah | 247 | 89.8 | 10.2 | 9.1 |
| Summit County | . | . | 0.4 | 0.8 |
| Tooele County | . | . | 22.3 | 2.1 |
| TriCounty | . | . | 13.0 | 1.8 |
| Utah County | 2 | 0.7 | 0.9 | 12.6 |
| Wasatch County | . | . | 2.0 | 0.4 |
| Weber/Morgan | . | . | 0.2 | 10.7 |
| Unknown Utah | . | . | . | 0.0 |
| Outside Utah | 23 | 8.4 | 5.8 | 5.4 |
| Unknown | . | . | 0.1 | 0.1 |

* All general acute care hospitals only.

Table 22
 Utah Hospital ED - Inpatient Profile
 January 1 to December 31, 2009

BRIGHAM CITY COMMUNITY HOSPITAL # OF ENCOUNTERS: 301
 PEER GROUP: Acute, rural, high CMI (n=6) COUNTY: Box Elder
 AFFILIATION: Mountainstar Healthcare E.R. BEDS: 5

| Patient Profile | Encounters | | | |
|----------------------------------|------------|------------|--------|----------|
| | Hospital # | Hospital % | Peer % | State* % |
| GENDER | | | | |
| Female | 182 | 60.5 | 52.0 | 54.1 |
| Male | 119 | 39.5 | 48.0 | 45.9 |
| Unknown | . | . | . | 0.0 |
| Not reported | . | . | . | . |
| AGE | | | | |
| 1-28 days | 1 | 0.3 | 0.4 | 0.2 |
| 29-365 days | 2 | 0.7 | 1.3 | 0.7 |
| 1-4 years | 4 | 1.3 | 2.1 | 0.9 |
| 5-9 | . | . | 1.1 | 0.6 |
| 10-14 | 6 | 2.0 | 1.0 | 0.7 |
| 15-17 | 6 | 2.0 | 1.3 | 1.3 |
| 18-19 | 5 | 1.7 | 1.4 | 1.7 |
| 20-24 | 10 | 3.3 | 4.1 | 5.3 |
| 25-29 | 11 | 3.7 | 4.1 | 5.9 |
| 30-34 | 17 | 5.6 | 3.7 | 5.6 |
| 35-39 | 17 | 5.6 | 3.4 | 5.0 |
| 40-44 | 16 | 5.3 | 3.6 | 5.0 |
| 45-49 | 17 | 5.6 | 5.0 | 6.2 |
| 50-54 | 19 | 6.3 | 5.7 | 7.2 |
| 55-59 | 17 | 5.6 | 6.3 | 7.2 |
| 60-64 | 14 | 4.7 | 6.3 | 6.8 |
| 65-69 | 20 | 6.6 | 8.2 | 7.2 |
| 70-74 | 23 | 7.6 | 9.6 | 7.2 |
| 75-79 | 22 | 7.3 | 9.7 | 7.6 |
| 80-84 | 33 | 11.0 | 10.3 | 8.1 |
| 85-89 | 24 | 8.0 | 7.7 | 6.2 |
| 90 + | 17 | 5.6 | 3.9 | 3.3 |
| Unknown | . | . | . | . |
| DISCHARGE STATUS | | | | |
| Home self care | 200 | 66.4 | 68.0 | 68.3 |
| Another hospital | 14 | 4.7 | 2.9 | 1.9 |
| Skilled nursing facility | 52 | 17.3 | 13.6 | 11.8 |
| Intermediate care | 1 | 0.3 | 0.1 | 0.2 |
| Another type of institution | 10 | 3.3 | 4.8 | 4.5 |
| Under care of home service | 17 | 5.6 | 7.9 | 9.1 |
| Left against medical advice | . | . | 0.5 | 0.6 |
| Under care of a home iv provider | . | . | 0.0 | 0.0 |
| Expired | 6 | 2.0 | 2.2 | 2.5 |
| Not reported | 1 | 0.3 | 0.1 | 1.0 |
| PRIMARY PAYER | | | | |
| Medicare | 130 | 43.2 | 47.5 | 38.7 |
| Medicaid | 33 | 11.0 | 11.2 | 12.0 |
| Other government | 6 | 2.0 | 1.5 | 2.0 |
| Blue Cross/Blue Shield | 43 | 14.3 | 8.1 | 8.7 |
| Other commercial | 18 | 6.0 | 8.6 | 7.6 |
| Managed care | 54 | 17.9 | 17.3 | 22.6 |
| Self pay | 16 | 5.3 | 2.1 | 4.1 |
| Industrial/Worker's Comp | . | . | 0.6 | 0.7 |
| Charity | 1 | 0.3 | 2.8 | 3.3 |
| Children's Health Insurance Plan | . | . | 0.3 | 0.1 |
| Not reported | . | . | 0.1 | 0.1 |
| LOCAL HEALTH DISTRICT | | | | |
| Bear River | 278 | 92.4 | 18.7 | 3.9 |
| Central Utah | . | . | 0.4 | 2.6 |
| Davis County | . | . | 0.4 | 8.9 |
| Salt Lake County | 3 | 1.0 | 1.3 | 39.7 |
| Southeastern Utah | . | . | 8.1 | 2.1 |
| Southwest Utah | . | . | 54.8 | 9.1 |
| Summit County | . | . | 0.5 | 0.8 |
| Tooele County | 1 | 0.3 | 0.1 | 2.1 |
| TriCounty | 1 | 0.3 | 5.0 | 1.8 |
| Utah County | . | . | 0.6 | 12.6 |
| Wasatch County | . | . | 0.1 | 0.4 |
| Weber/Morgan | 9 | 3.0 | 0.4 | 10.7 |
| Unknown Utah | . | . | . | 0.0 |
| Outside Utah | 9 | 3.0 | 9.4 | 5.4 |
| Unknown | . | . | 0.1 | 0.1 |

* All general acute care hospitals only.

Table 22
Utah Hospital ED - Inpatient Profile
January 1 to December 31, 2009

CASTLEVIEW HOSPITAL # OF ENCOUNTERS: 994
PEER GROUP: Acute, rural, high CMI (n=6) COUNTY: Carbon
AFFILIATION: LifePoint Hospitals, Inc. E.R. BEDS: 9

| Patient Profile | Encounters | | | |
|----------------------------------|------------|------------|--------|----------|
| | Hospital # | Hospital % | Peer % | State* % |
| GENDER | | | | |
| Female | 549 | 55.2 | 52.0 | 54.1 |
| Male | 445 | 44.8 | 48.0 | 45.9 |
| Unknown | . | . | . | 0.0 |
| Not reported | . | . | . | . |
| AGE | | | | |
| 1-28 days | 6 | 0.6 | 0.4 | 0.2 |
| 29-365 days | 19 | 1.9 | 1.3 | 0.7 |
| 1-4 years | 44 | 4.4 | 2.1 | 0.9 |
| 5-9 | 26 | 2.6 | 1.1 | 0.6 |
| 10-14 | 6 | 0.6 | 1.0 | 0.7 |
| 15-17 | 13 | 1.3 | 1.3 | 1.3 |
| 18-19 | 16 | 1.6 | 1.4 | 1.7 |
| 20-24 | 32 | 3.2 | 4.1 | 5.3 |
| 25-29 | 42 | 4.2 | 4.1 | 5.9 |
| 30-34 | 33 | 3.3 | 3.7 | 5.6 |
| 35-39 | 24 | 2.4 | 3.4 | 5.0 |
| 40-44 | 41 | 4.1 | 3.6 | 5.0 |
| 45-49 | 50 | 5.0 | 5.0 | 6.2 |
| 50-54 | 76 | 7.6 | 5.7 | 7.2 |
| 55-59 | 61 | 6.1 | 6.3 | 7.2 |
| 60-64 | 48 | 4.8 | 6.3 | 6.8 |
| 65-69 | 56 | 5.6 | 8.2 | 7.2 |
| 70-74 | 66 | 6.6 | 9.6 | 7.2 |
| 75-79 | 91 | 9.2 | 9.7 | 7.6 |
| 80-84 | 130 | 13.1 | 10.3 | 8.1 |
| 85-89 | 71 | 7.1 | 7.7 | 6.2 |
| 90 + | 43 | 4.3 | 3.9 | 3.3 |
| Unknown | . | . | . | . |
| DISCHARGE STATUS | | | | |
| Home self care | 632 | 63.6 | 68.0 | 68.3 |
| Another hospital | 52 | 5.2 | 2.9 | 1.9 |
| Skilled nursing facility | 76 | 7.6 | 13.6 | 11.8 |
| Intermediate care | 3 | 0.3 | 0.1 | 0.2 |
| Another type of institution | 110 | 11.1 | 4.8 | 4.5 |
| Under care of home service | 83 | 8.4 | 7.9 | 9.1 |
| Left against medical advice | 3 | 0.3 | 0.5 | 0.6 |
| Under care of a home iv provider | . | . | 0.0 | 0.0 |
| Expired | 35 | 3.5 | 2.2 | 2.5 |
| Not reported | . | . | 0.1 | 1.0 |
| PRIMARY PAYER | | | | |
| Medicare | 473 | 47.6 | 47.5 | 38.7 |
| Medicaid | 134 | 13.5 | 11.2 | 12.0 |
| Other government | 12 | 1.2 | 1.5 | 2.0 |
| Blue Cross/Blue Shield | 103 | 10.4 | 8.1 | 8.7 |
| Other commercial | 85 | 8.6 | 8.6 | 7.6 |
| Managed care | 126 | 12.7 | 17.3 | 22.6 |
| Self pay | 52 | 5.2 | 2.1 | 4.1 |
| Industrial/Worker's Comp | 4 | 0.4 | 0.6 | 0.7 |
| Charity | . | . | 2.8 | 3.3 |
| Children's Health Insurance Plan | 5 | 0.5 | 0.3 | 0.1 |
| Not reported | . | . | 0.1 | 0.1 |
| LOCAL HEALTH DISTRICT | | | | |
| Bear River | 1 | 0.1 | 18.7 | 3.9 |
| Central Utah | 4 | 0.4 | 0.4 | 2.6 |
| Davis County | 1 | 0.1 | 0.4 | 8.9 |
| Salt Lake County | 9 | 0.9 | 1.3 | 39.7 |
| Southeastern Utah | 934 | 94.0 | 8.1 | 2.1 |
| Southwest Utah | 4 | 0.4 | 54.8 | 9.1 |
| Summit County | . | . | 0.5 | 0.8 |
| Tooele County | . | . | 0.1 | 2.1 |
| TriCounty | . | . | 5.0 | 1.8 |
| Utah County | 7 | 0.7 | 0.6 | 12.6 |
| Wasatch County | . | . | 0.1 | 0.4 |
| Weber/Morgan | . | . | 0.4 | 10.7 |
| Unknown Utah | . | . | . | 0.0 |
| Outside Utah | 25 | 2.5 | 9.4 | 5.4 |
| Unknown | 9 | 0.9 | 0.1 | 0.1 |

* All general acute care hospitals only.

Table 22
Utah Hospital ED - Inpatient Profile
January 1 to December 31, 2009

CENTRAL VALLEY MEDICAL CENTER-CAH # OF ENCOUNTERS: 370
PEER GROUP: Acute, rural, low CMI (n=16) COUNTY: Juab
AFFILIATION: Freestanding E.R. BEDS: 2

| Patient Profile | Encounters | | | |
|----------------------------------|------------|------------|--------|----------|
| | Hospital # | Hospital % | Peer % | State* % |
| GENDER | | | | |
| Female | 228 | 61.6 | 58.1 | 54.1 |
| Male | 142 | 38.4 | 41.9 | 45.9 |
| Unknown | . | . | 0.0 | 0.0 |
| Not reported | . | . | . | . |
| AGE | | | | |
| 1-28 days | 4 | 1.1 | 0.9 | 0.2 |
| 29-365 days | 9 | 2.4 | 1.9 | 0.7 |
| 1-4 years | 20 | 5.4 | 3.1 | 0.9 |
| 5-9 | 5 | 1.4 | 1.5 | 0.6 |
| 10-14 | 10 | 2.7 | 1.4 | 0.7 |
| 15-17 | 6 | 1.6 | 1.4 | 1.3 |
| 18-19 | 9 | 2.4 | 1.8 | 1.7 |
| 20-24 | 21 | 5.7 | 4.7 | 5.3 |
| 25-29 | 25 | 6.8 | 5.3 | 5.9 |
| 30-34 | 18 | 4.9 | 5.1 | 5.6 |
| 35-39 | 12 | 3.2 | 4.2 | 5.0 |
| 40-44 | 12 | 3.2 | 4.0 | 5.0 |
| 45-49 | 8 | 2.2 | 5.0 | 6.2 |
| 50-54 | 16 | 4.3 | 6.3 | 7.2 |
| 55-59 | 17 | 4.6 | 5.9 | 7.2 |
| 60-64 | 30 | 8.1 | 6.7 | 6.8 |
| 65-69 | 23 | 6.2 | 7.8 | 7.2 |
| 70-74 | 33 | 8.9 | 7.2 | 7.2 |
| 75-79 | 24 | 6.5 | 7.6 | 7.6 |
| 80-84 | 25 | 6.8 | 7.8 | 8.1 |
| 85-89 | 24 | 6.5 | 6.6 | 6.2 |
| 90 + | 19 | 5.1 | 3.8 | 3.3 |
| Unknown | . | . | . | . |
| DISCHARGE STATUS | | | | |
| Home self care | 238 | 64.3 | 74.7 | 68.3 |
| Another hospital | 45 | 12.2 | 7.5 | 1.9 |
| Skilled nursing facility | 18 | 4.9 | 4.9 | 11.8 |
| Intermediate care | . | . | 0.5 | 0.2 |
| Another type of institution | 25 | 6.8 | 5.3 | 4.5 |
| Under care of home service | 28 | 7.6 | 4.6 | 9.1 |
| Left against medical advice | 1 | 0.3 | 0.4 | 0.6 |
| Under care of a home iv provider | . | . | . | 0.0 |
| Expired | 14 | 3.8 | 1.7 | 2.5 |
| Not reported | 1 | 0.3 | 0.3 | 1.0 |
| PRIMARY PAYER | | | | |
| Medicare | 153 | 41.4 | 37.7 | 38.7 |
| Medicaid | 59 | 15.9 | 13.6 | 12.0 |
| Other government | 5 | 1.4 | 2.5 | 2.0 |
| Blue Cross/Blue Shield | 31 | 8.4 | 8.6 | 8.7 |
| Other commercial | 31 | 8.4 | 7.4 | 7.6 |
| Managed care | 74 | 20.0 | 21.1 | 22.6 |
| Self pay | 14 | 3.8 | 7.4 | 4.1 |
| Industrial/Worker's Comp | 1 | 0.3 | 0.6 | 0.7 |
| Charity | . | . | 0.8 | 3.3 |
| Children's Health Insurance Plan | 2 | 0.5 | 0.3 | 0.1 |
| Not reported | . | . | 0.1 | 0.1 |
| LOCAL HEALTH DISTRICT | | | | |
| Bear River | . | . | 3.7 | 3.9 |
| Central Utah | 333 | 90.0 | 31.4 | 2.6 |
| Davis County | 1 | 0.3 | 0.2 | 8.9 |
| Salt Lake County | 7 | 1.9 | 1.2 | 39.7 |
| Southeastern Utah | 1 | 0.3 | 8.6 | 2.1 |
| Southwest Utah | . | . | 10.2 | 9.1 |
| Summit County | . | . | 0.4 | 0.8 |
| Tooele County | . | . | 22.3 | 2.1 |
| TriCounty | . | . | 13.0 | 1.8 |
| Utah County | 16 | 4.3 | 0.9 | 12.6 |
| Wasatch County | . | . | 2.0 | 0.4 |
| Weber/Morgan | 2 | 0.5 | 0.2 | 10.7 |
| Unknown Utah | . | . | . | 0.0 |
| Outside Utah | 10 | 2.7 | 5.8 | 5.4 |
| Unknown | . | . | 0.1 | 0.1 |

* All general acute care hospitals only.

Table 22
Utah Hospital ED - Inpatient Profile
January 1 to December 31, 2009

DAVIS HOSPITAL & MEDICAL CENTER # OF ENCOUNTERS: 2,073
PEER GROUP: Acute, urban, lower medium CMI (n=6) COUNTY: Davis
AFFILIATION: IASIS Healthcare E.R. BEDS: 21

| Patient Profile | Encounters | | | |
|----------------------------------|------------|------------|--------|----------|
| | Hospital # | Hospital % | Peer % | State* % |
| GENDER | | | | |
| Female | 1,145 | 55.2 | 54.2 | 54.1 |
| Male | 928 | 44.8 | 45.8 | 45.9 |
| Unknown | . | . | . | 0.0 |
| Not reported | . | . | . | . |
| AGE | | | | |
| 1-28 days | 10 | 0.5 | 0.1 | 0.2 |
| 29-365 days | 32 | 1.5 | 0.6 | 0.7 |
| 1-4 years | 38 | 1.8 | 0.8 | 0.9 |
| 5-9 | 29 | 1.4 | 0.5 | 0.6 |
| 10-14 | 13 | 0.6 | 0.5 | 0.7 |
| 15-17 | 17 | 0.8 | 0.9 | 1.3 |
| 18-19 | 25 | 1.2 | 1.5 | 1.7 |
| 20-24 | 70 | 3.4 | 4.9 | 5.3 |
| 25-29 | 84 | 4.1 | 5.6 | 5.9 |
| 30-34 | 94 | 4.5 | 5.6 | 5.6 |
| 35-39 | 97 | 4.7 | 5.7 | 5.0 |
| 40-44 | 107 | 5.2 | 5.5 | 5.0 |
| 45-49 | 117 | 5.6 | 6.9 | 6.2 |
| 50-54 | 147 | 7.1 | 7.4 | 7.2 |
| 55-59 | 165 | 8.0 | 7.2 | 7.2 |
| 60-64 | 141 | 6.8 | 6.9 | 6.8 |
| 65-69 | 144 | 6.9 | 6.8 | 7.2 |
| 70-74 | 147 | 7.1 | 6.9 | 7.2 |
| 75-79 | 171 | 8.2 | 7.7 | 7.6 |
| 80-84 | 217 | 10.5 | 8.4 | 8.1 |
| 85-89 | 145 | 7.0 | 6.4 | 6.2 |
| 90 + | 63 | 3.0 | 3.2 | 3.3 |
| Unknown | . | . | . | . |
| DISCHARGE STATUS | | | | |
| Home self care | 1,359 | 65.6 | 68.4 | 68.3 |
| Another hospital | 52 | 2.5 | 2.2 | 1.9 |
| Skilled nursing facility | 242 | 11.7 | 12.0 | 11.8 |
| Intermediate care | . | . | 0.2 | 0.2 |
| Another type of institution | 28 | 1.4 | 3.3 | 4.5 |
| Under care of home service | 189 | 9.1 | 8.0 | 9.1 |
| Left against medical advice | 9 | 0.4 | 1.3 | 0.6 |
| Under care of a home iv provider | . | . | . | 0.0 |
| Expired | 42 | 2.0 | 2.3 | 2.5 |
| Not reported | 152 | 7.3 | 2.2 | 1.0 |
| PRIMARY PAYER | | | | |
| Medicare | 873 | 42.1 | 37.7 | 38.7 |
| Medicaid | 213 | 10.3 | 11.5 | 12.0 |
| Other government | 121 | 5.8 | 2.2 | 2.0 |
| Blue Cross/Blue Shield | 217 | 10.5 | 9.3 | 8.7 |
| Other commercial | 104 | 5.0 | 5.9 | 7.6 |
| Managed care | 424 | 20.5 | 24.0 | 22.6 |
| Self pay | 116 | 5.6 | 5.4 | 4.1 |
| Industrial/Worker's Comp | 4 | 0.2 | 0.4 | 0.7 |
| Charity | . | . | 3.5 | 3.3 |
| Children's Health Insurance Plan | 1 | 0.0 | 0.0 | 0.1 |
| Not reported | . | . | 0.0 | 0.1 |
| LOCAL HEALTH DISTRICT | | | | |
| Bear River | 11 | 0.5 | 1.5 | 3.9 |
| Central Utah | . | . | 0.5 | 2.6 |
| Davis County | 1,805 | 87.1 | 32.0 | 8.9 |
| Salt Lake County | 21 | 1.0 | 34.7 | 39.7 |
| Southeastern Utah | 1 | 0.0 | 0.1 | 2.1 |
| Southwest Utah | 4 | 0.2 | 0.3 | 9.1 |
| Summit County | . | . | 0.3 | 0.8 |
| Tooele County | . | . | 0.7 | 2.1 |
| TriCounty | 1 | 0.0 | 0.1 | 1.8 |
| Utah County | . | . | 10.0 | 12.6 |
| Wasatch County | . | . | 0.1 | 0.4 |
| Weber/Morgan | 184 | 8.9 | 16.6 | 10.7 |
| Unknown Utah | 1 | 0.0 | 0.0 | 0.0 |
| Outside Utah | 45 | 2.2 | 2.7 | 5.4 |
| Unknown | . | . | 0.2 | 0.1 |

* All general acute care hospitals only.

Table 22
 Utah Hospital ED - Inpatient Profile
 January 1 to December 31, 2009

DELTA COMMUNITY MEDICAL CENTER-CAH # OF ENCOUNTERS: 101
 PEER GROUP: Acute, rural, low CMI (n=16) COUNTY: Millard
 AFFILIATION: Intermountain Healthcare E.R. BEDS: 6

| Patient Profile | Encounters | | | |
|----------------------------------|------------|------------|--------|----------|
| | Hospital # | Hospital % | Peer % | State* % |
| GENDER | | | | |
| Female | 48 | 47.5 | 58.1 | 54.1 |
| Male | 53 | 52.5 | 41.9 | 45.9 |
| Unknown | . | . | 0.0 | 0.0 |
| Not reported | . | . | . | . |
| AGE | | | | |
| 1-28 days | 1 | 1.0 | 0.9 | 0.2 |
| 29-365 days | 2 | 2.0 | 1.9 | 0.7 |
| 1-4 years | 2 | 2.0 | 3.1 | 0.9 |
| 5-9 | 3 | 3.0 | 1.5 | 0.6 |
| 10-14 | 2 | 2.0 | 1.4 | 0.7 |
| 15-17 | 3 | 3.0 | 1.4 | 1.3 |
| 18-19 | 1 | 1.0 | 1.8 | 1.7 |
| 20-24 | 1 | 1.0 | 4.7 | 5.3 |
| 25-29 | 5 | 5.0 | 5.3 | 5.9 |
| 30-34 | 3 | 3.0 | 5.1 | 5.6 |
| 35-39 | 2 | 2.0 | 4.2 | 5.0 |
| 40-44 | 2 | 2.0 | 4.0 | 5.0 |
| 45-49 | 4 | 4.0 | 5.0 | 6.2 |
| 50-54 | 3 | 3.0 | 6.3 | 7.2 |
| 55-59 | 4 | 4.0 | 5.9 | 7.2 |
| 60-64 | 6 | 5.9 | 6.7 | 6.8 |
| 65-69 | 7 | 6.9 | 7.8 | 7.2 |
| 70-74 | 10 | 9.9 | 7.2 | 7.2 |
| 75-79 | 9 | 8.9 | 7.6 | 7.6 |
| 80-84 | 20 | 19.8 | 7.8 | 8.1 |
| 85-89 | 9 | 8.9 | 6.6 | 6.2 |
| 90 + | 2 | 2.0 | 3.8 | 3.3 |
| Unknown | . | . | . | . |
| DISCHARGE STATUS | | | | |
| Home self care | 71 | 70.3 | 74.7 | 68.3 |
| Another hospital | 4 | 4.0 | 7.5 | 1.9 |
| Skilled nursing facility | 7 | 6.9 | 4.9 | 11.8 |
| Intermediate care | 3 | 3.0 | 0.5 | 0.2 |
| Another type of institution | 4 | 4.0 | 5.3 | 4.5 |
| Under care of home service | 2 | 2.0 | 4.6 | 9.1 |
| Left against medical advice | . | . | 0.4 | 0.6 |
| Under care of a home iv provider | . | . | . | 0.0 |
| Expired | 6 | 5.9 | 1.7 | 2.5 |
| Not reported | 4 | 4.0 | 0.3 | 1.0 |
| PRIMARY PAYER | | | | |
| Medicare | 49 | 48.5 | 37.7 | 38.7 |
| Medicaid | 13 | 12.9 | 13.6 | 12.0 |
| Other government | 1 | 1.0 | 2.5 | 2.0 |
| Blue Cross/Blue Shield | 11 | 10.9 | 8.6 | 8.7 |
| Other commercial | 9 | 8.9 | 7.4 | 7.6 |
| Managed care | 10 | 9.9 | 21.1 | 22.6 |
| Self pay | 1 | 1.0 | 7.4 | 4.1 |
| Industrial/Worker's Comp | . | . | 0.6 | 0.7 |
| Charity | 6 | 5.9 | 0.8 | 3.3 |
| Children's Health Insurance Plan | 1 | 1.0 | 0.3 | 0.1 |
| Not reported | . | . | 0.1 | 0.1 |
| LOCAL HEALTH DISTRICT | | | | |
| Bear River | . | . | 3.7 | 3.9 |
| Central Utah | 94 | 93.1 | 31.4 | 2.6 |
| Davis County | . | . | 0.2 | 8.9 |
| Salt Lake County | 1 | 1.0 | 1.2 | 39.7 |
| Southeastern Utah | . | . | 8.6 | 2.1 |
| Southwest Utah | . | . | 10.2 | 9.1 |
| Summit County | . | . | 0.4 | 0.8 |
| Tooele County | 1 | 1.0 | 22.3 | 2.1 |
| TriCounty | . | . | 13.0 | 1.8 |
| Utah County | 1 | 1.0 | 0.9 | 12.6 |
| Wasatch County | . | . | 2.0 | 0.4 |
| Weber/Morgan | . | . | 0.2 | 10.7 |
| Unknown Utah | . | . | . | 0.0 |
| Outside Utah | 4 | 4.0 | 5.8 | 5.4 |
| Unknown | . | . | 0.1 | 0.1 |

* All general acute care hospitals only.

Table 22
Utah Hospital ED - Inpatient Profile
January 1 to December 31, 2009

DIXIE REGIONAL MEDICAL CENTER # OF ENCOUNTERS: 6,425
PEER GROUP: Acute, rural, high CMI (n=6) COUNTY: Washington
AFFILIATION: Intermountain Healthcare E.R. BEDS: 12

| Patient Profile | Encounters | | | |
|----------------------------------|------------|------------|--------|----------|
| | Hospital # | Hospital % | Peer % | State* % |
| GENDER | | | | |
| Female | 3,189 | 49.6 | 52.0 | 54.1 |
| Male | 3,236 | 50.4 | 48.0 | 45.9 |
| Unknown | . | . | . | 0.0 |
| Not reported | . | . | . | . |
| AGE | | | | |
| 1-28 days | 12 | 0.2 | 0.4 | 0.2 |
| 29-365 days | 59 | 0.9 | 1.3 | 0.7 |
| 1-4 years | 102 | 1.6 | 2.1 | 0.9 |
| 5-9 | 54 | 0.8 | 1.1 | 0.6 |
| 10-14 | 52 | 0.8 | 1.0 | 0.7 |
| 15-17 | 70 | 1.1 | 1.3 | 1.3 |
| 18-19 | 69 | 1.1 | 1.4 | 1.7 |
| 20-24 | 235 | 3.7 | 4.1 | 5.3 |
| 25-29 | 218 | 3.4 | 4.1 | 5.9 |
| 30-34 | 204 | 3.2 | 3.7 | 5.6 |
| 35-39 | 213 | 3.3 | 3.4 | 5.0 |
| 40-44 | 199 | 3.1 | 3.6 | 5.0 |
| 45-49 | 290 | 4.5 | 5.0 | 6.2 |
| 50-54 | 333 | 5.2 | 5.7 | 7.2 |
| 55-59 | 366 | 5.7 | 6.3 | 7.2 |
| 60-64 | 440 | 6.8 | 6.3 | 6.8 |
| 65-69 | 590 | 9.2 | 8.2 | 7.2 |
| 70-74 | 712 | 11.1 | 9.6 | 7.2 |
| 75-79 | 720 | 11.2 | 9.7 | 7.6 |
| 80-84 | 714 | 11.1 | 10.3 | 8.1 |
| 85-89 | 518 | 8.1 | 7.7 | 6.2 |
| 90 + | 255 | 4.0 | 3.9 | 3.3 |
| Unknown | . | . | . | . |
| DISCHARGE STATUS | | | | |
| Home self care | 4,338 | 67.5 | 68.0 | 68.3 |
| Another hospital | 57 | 0.9 | 2.9 | 1.9 |
| Skilled nursing facility | 950 | 14.8 | 13.6 | 11.8 |
| Intermediate care | . | . | 0.1 | 0.2 |
| Another type of institution | 337 | 5.2 | 4.8 | 4.5 |
| Under care of home service | 553 | 8.6 | 7.9 | 9.1 |
| Left against medical advice | 31 | 0.5 | 0.5 | 0.6 |
| Under care of a home iv provider | . | . | 0.0 | 0.0 |
| Expired | 152 | 2.4 | 2.2 | 2.5 |
| Not reported | 7 | 0.1 | 0.1 | 1.0 |
| PRIMARY PAYER | | | | |
| Medicare | 3,355 | 52.2 | 47.5 | 38.7 |
| Medicaid | 669 | 10.4 | 11.2 | 12.0 |
| Other government | 90 | 1.4 | 1.5 | 2.0 |
| Blue Cross/Blue Shield | 380 | 5.9 | 8.1 | 8.7 |
| Other commercial | 528 | 8.2 | 8.6 | 7.6 |
| Managed care | 1,032 | 16.1 | 17.3 | 22.6 |
| Self pay | 56 | 0.9 | 2.1 | 4.1 |
| Industrial/Worker's Comp | 34 | 0.5 | 0.6 | 0.7 |
| Charity | 262 | 4.1 | 2.8 | 3.3 |
| Children's Health Insurance Plan | 14 | 0.2 | 0.3 | 0.1 |
| Not reported | 5 | 0.1 | 0.1 | 0.1 |
| LOCAL HEALTH DISTRICT | | | | |
| Bear River | 18 | 0.3 | 18.7 | 3.9 |
| Central Utah | 35 | 0.5 | 0.4 | 2.6 |
| Davis County | 24 | 0.4 | 0.4 | 8.9 |
| Salt Lake County | 91 | 1.4 | 1.3 | 39.7 |
| Southeastern Utah | . | . | 8.1 | 2.1 |
| Southwest Utah | 5,403 | 84.1 | 54.8 | 9.1 |
| Summit County | 2 | 0.0 | 0.5 | 0.8 |
| Tooele County | 5 | 0.1 | 0.1 | 2.1 |
| TriCounty | 7 | 0.1 | 5.0 | 1.8 |
| Utah County | 49 | 0.8 | 0.6 | 12.6 |
| Wasatch County | 7 | 0.1 | 0.1 | 0.4 |
| Weber/Morgan | 17 | 0.3 | 0.4 | 10.7 |
| Unknown Utah | . | . | . | 0.0 |
| Outside Utah | 766 | 11.9 | 9.4 | 5.4 |
| Unknown | 1 | 0.0 | 0.1 | 0.1 |

* All general acute care hospitals only.

Table 22
 Utah Hospital ED - Inpatient Profile
 January 1 to December 31, 2009

FILLMORE COMMUNITY MEDICAL CENTER-CAH # OF ENCOUNTERS: 69
 PEER GROUP: Acute, rural, low CMI (n=16) COUNTY: Millard
 AFFILIATION: Intermountain Healthcare E.R. BEDS: 3

| Patient Profile | Encounters | | | |
|----------------------------------|------------|------------|--------|----------|
| | Hospital # | Hospital % | Peer % | State* % |
| GENDER | | | | |
| Female | 36 | 52.2 | 58.1 | 54.1 |
| Male | 33 | 47.8 | 41.9 | 45.9 |
| Unknown | . | . | 0.0 | 0.0 |
| Not reported | . | . | . | . |
| AGE | | | | |
| 1-28 days | . | . | 0.9 | 0.2 |
| 29-365 days | 1 | 1.4 | 1.9 | 0.7 |
| 1-4 years | 5 | 7.2 | 3.1 | 0.9 |
| 5-9 | 3 | 4.3 | 1.5 | 0.6 |
| 10-14 | 1 | 1.4 | 1.4 | 0.7 |
| 15-17 | 4 | 5.8 | 1.4 | 1.3 |
| 18-19 | 1 | 1.4 | 1.8 | 1.7 |
| 20-24 | 4 | 5.8 | 4.7 | 5.3 |
| 25-29 | 3 | 4.3 | 5.3 | 5.9 |
| 30-34 | 3 | 4.3 | 5.1 | 5.6 |
| 35-39 | 4 | 5.8 | 4.2 | 5.0 |
| 40-44 | 4 | 5.8 | 4.0 | 5.0 |
| 45-49 | 4 | 5.8 | 5.0 | 6.2 |
| 50-54 | 6 | 8.7 | 6.3 | 7.2 |
| 55-59 | 5 | 7.2 | 5.9 | 7.2 |
| 60-64 | 4 | 5.8 | 6.7 | 6.8 |
| 65-69 | 5 | 7.2 | 7.8 | 7.2 |
| 70-74 | 3 | 4.3 | 7.2 | 7.2 |
| 75-79 | 1 | 1.4 | 7.6 | 7.6 |
| 80-84 | 5 | 7.2 | 7.8 | 8.1 |
| 85-89 | 2 | 2.9 | 6.6 | 6.2 |
| 90 + | 1 | 1.4 | 3.8 | 3.3 |
| Unknown | . | . | . | . |
| DISCHARGE STATUS | | | | |
| Home self care | 59 | 85.5 | 74.7 | 68.3 |
| Another hospital | 5 | 7.2 | 7.5 | 1.9 |
| Skilled nursing facility | 2 | 2.9 | 4.9 | 11.8 |
| Intermediate care | . | . | 0.5 | 0.2 |
| Another type of institution | . | . | 5.3 | 4.5 |
| Under care of home service | 1 | 1.4 | 4.6 | 9.1 |
| Left against medical advice | 2 | 2.9 | 0.4 | 0.6 |
| Under care of a home iv provider | . | . | . | 0.0 |
| Expired | . | . | 1.7 | 2.5 |
| Not reported | . | . | 0.3 | 1.0 |
| PRIMARY PAYER | | | | |
| Medicare | 14 | 20.3 | 37.7 | 38.7 |
| Medicaid | 11 | 15.9 | 13.6 | 12.0 |
| Other government | 2 | 2.9 | 2.5 | 2.0 |
| Blue Cross/Blue Shield | 8 | 11.6 | 8.6 | 8.7 |
| Other commercial | 6 | 8.7 | 7.4 | 7.6 |
| Managed care | 21 | 30.4 | 21.1 | 22.6 |
| Self pay | 2 | 2.9 | 7.4 | 4.1 |
| Industrial/Worker's Comp | . | . | 0.6 | 0.7 |
| Charity | 4 | 5.8 | 0.8 | 3.3 |
| Children's Health Insurance Plan | 1 | 1.4 | 0.3 | 0.1 |
| Not reported | . | . | 0.1 | 0.1 |
| LOCAL HEALTH DISTRICT | | | | |
| Bear River | . | . | 3.7 | 3.9 |
| Central Utah | 60 | 87.0 | 31.4 | 2.6 |
| Davis County | . | . | 0.2 | 8.9 |
| Salt Lake County | 3 | 4.3 | 1.2 | 39.7 |
| Southeastern Utah | . | . | 8.6 | 2.1 |
| Southwest Utah | . | . | 10.2 | 9.1 |
| Summit County | . | . | 0.4 | 0.8 |
| Tooele County | . | . | 22.3 | 2.1 |
| TriCounty | . | . | 13.0 | 1.8 |
| Utah County | . | . | 0.9 | 12.6 |
| Wasatch County | . | . | 2.0 | 0.4 |
| Weber/Morgan | . | . | 0.2 | 10.7 |
| Unknown Utah | . | . | . | 0.0 |
| Outside Utah | 6 | 8.7 | 5.8 | 5.4 |
| Unknown | . | . | 0.1 | 0.1 |

* All general acute care hospitals only.

Table 22
 Utah Hospital ED - Inpatient Profile
 January 1 to December 31, 2009

GARFIELD MEMORIAL HOSPITAL # OF ENCOUNTERS: 225
 PEER GROUP: Acute, rural, low CMI (n=16) COUNTY: Garfield
 AFFILIATION: Intermountain Healthcare E.R. BEDS: 2

| Patient Profile | Encounters | | | |
|----------------------------------|------------|------------|--------|----------|
| | Hospital # | Hospital % | Peer % | State* % |
| GENDER | | | | |
| Female | 106 | 47.1 | 58.1 | 54.1 |
| Male | 119 | 52.9 | 41.9 | 45.9 |
| Unknown | . | . | 0.0 | 0.0 |
| Not reported | . | . | . | . |
| AGE | | | | |
| 1-28 days | . | . | 0.9 | 0.2 |
| 29-365 days | 9 | 4.0 | 1.9 | 0.7 |
| 1-4 years | 14 | 6.2 | 3.1 | 0.9 |
| 5-9 | 7 | 3.1 | 1.5 | 0.6 |
| 10-14 | 1 | 0.4 | 1.4 | 0.7 |
| 15-17 | 3 | 1.3 | 1.4 | 1.3 |
| 18-19 | 2 | 0.9 | 1.8 | 1.7 |
| 20-24 | 2 | 0.9 | 4.7 | 5.3 |
| 25-29 | 7 | 3.1 | 5.3 | 5.9 |
| 30-34 | 3 | 1.3 | 5.1 | 5.6 |
| 35-39 | 9 | 4.0 | 4.2 | 5.0 |
| 40-44 | 6 | 2.7 | 4.0 | 5.0 |
| 45-49 | 15 | 6.7 | 5.0 | 6.2 |
| 50-54 | 9 | 4.0 | 6.3 | 7.2 |
| 55-59 | 14 | 6.2 | 5.9 | 7.2 |
| 60-64 | 23 | 10.2 | 6.7 | 6.8 |
| 65-69 | 15 | 6.7 | 7.8 | 7.2 |
| 70-74 | 23 | 10.2 | 7.2 | 7.2 |
| 75-79 | 24 | 10.7 | 7.6 | 7.6 |
| 80-84 | 19 | 8.4 | 7.8 | 8.1 |
| 85-89 | 15 | 6.7 | 6.6 | 6.2 |
| 90 + | 5 | 2.2 | 3.8 | 3.3 |
| Unknown | . | . | . | . |
| DISCHARGE STATUS | | | | |
| Home self care | 187 | 83.1 | 74.7 | 68.3 |
| Another hospital | 13 | 5.8 | 7.5 | 1.9 |
| Skilled nursing facility | . | . | 4.9 | 11.8 |
| Intermediate care | 2 | 0.9 | 0.5 | 0.2 |
| Another type of institution | 14 | 6.2 | 5.3 | 4.5 |
| Under care of home service | 6 | 2.7 | 4.6 | 9.1 |
| Left against medical advice | . | . | 0.4 | 0.6 |
| Under care of a home iv provider | . | . | . | 0.0 |
| Expired | 3 | 1.3 | 1.7 | 2.5 |
| Not reported | . | . | 0.3 | 1.0 |
| PRIMARY PAYER | | | | |
| Medicare | 86 | 38.2 | 37.7 | 38.7 |
| Medicaid | 22 | 9.8 | 13.6 | 12.0 |
| Other government | 4 | 1.8 | 2.5 | 2.0 |
| Blue Cross/Blue Shield | 23 | 10.2 | 8.6 | 8.7 |
| Other commercial | 29 | 12.9 | 7.4 | 7.6 |
| Managed care | 44 | 19.6 | 21.1 | 22.6 |
| Self pay | 6 | 2.7 | 7.4 | 4.1 |
| Industrial/Worker's Comp | 3 | 1.3 | 0.6 | 0.7 |
| Charity | 8 | 3.6 | 0.8 | 3.3 |
| Children's Health Insurance Plan | . | . | 0.3 | 0.1 |
| Not reported | . | . | 0.1 | 0.1 |
| LOCAL HEALTH DISTRICT | | | | |
| Bear River | . | . | 3.7 | 3.9 |
| Central Utah | 16 | 7.1 | 31.4 | 2.6 |
| Davis County | . | . | 0.2 | 8.9 |
| Salt Lake County | 3 | 1.3 | 1.2 | 39.7 |
| Southeastern Utah | . | . | 8.6 | 2.1 |
| Southwest Utah | 144 | 64.0 | 10.2 | 9.1 |
| Summit County | . | . | 0.4 | 0.8 |
| Tooele County | . | . | 22.3 | 2.1 |
| TriCounty | . | . | 13.0 | 1.8 |
| Utah County | 2 | 0.9 | 0.9 | 12.6 |
| Wasatch County | . | . | 2.0 | 0.4 |
| Weber/Morgan | 1 | 0.4 | 0.2 | 10.7 |
| Unknown Utah | . | . | . | 0.0 |
| Outside Utah | 54 | 24.0 | 5.8 | 5.4 |
| Unknown | 5 | 2.2 | 0.1 | 0.1 |

* All general acute care hospitals only.

Table 22
Utah Hospital ED - Inpatient Profile
January 1 to December 31, 2009

GUNNISON VALLEY HOSPITAL (CAH) # OF ENCOUNTERS: 347
PEER GROUP: Acute, rural, low CMI (n=16) COUNTY: Sanpete
AFFILIATION: Freestanding E.R. BEDS: 3

| Patient Profile | Encounters | | | |
|----------------------------------|------------|------------|--------|----------|
| | Hospital # | Hospital % | Peer % | State* % |
| GENDER | | | | |
| Female | 207 | 59.7 | 58.1 | 54.1 |
| Male | 140 | 40.3 | 41.9 | 45.9 |
| Unknown | . | . | 0.0 | 0.0 |
| Not reported | . | . | . | . |
| AGE | | | | |
| 1-28 days | 21 | 6.1 | 0.9 | 0.2 |
| 29-365 days | 6 | 1.7 | 1.9 | 0.7 |
| 1-4 years | 12 | 3.5 | 3.1 | 0.9 |
| 5-9 | 4 | 1.2 | 1.5 | 0.6 |
| 10-14 | 3 | 0.9 | 1.4 | 0.7 |
| 15-17 | 5 | 1.4 | 1.4 | 1.3 |
| 18-19 | 8 | 2.3 | 1.8 | 1.7 |
| 20-24 | 23 | 6.6 | 4.7 | 5.3 |
| 25-29 | 26 | 7.5 | 5.3 | 5.9 |
| 30-34 | 28 | 8.1 | 5.1 | 5.6 |
| 35-39 | 9 | 2.6 | 4.2 | 5.0 |
| 40-44 | 14 | 4.0 | 4.0 | 5.0 |
| 45-49 | 8 | 2.3 | 5.0 | 6.2 |
| 50-54 | 14 | 4.0 | 6.3 | 7.2 |
| 55-59 | 15 | 4.3 | 5.9 | 7.2 |
| 60-64 | 13 | 3.7 | 6.7 | 6.8 |
| 65-69 | 19 | 5.5 | 7.8 | 7.2 |
| 70-74 | 22 | 6.3 | 7.2 | 7.2 |
| 75-79 | 31 | 8.9 | 7.6 | 7.6 |
| 80-84 | 32 | 9.2 | 7.8 | 8.1 |
| 85-89 | 24 | 6.9 | 6.6 | 6.2 |
| 90 + | 10 | 2.9 | 3.8 | 3.3 |
| Unknown | . | . | . | . |
| DISCHARGE STATUS | | | | |
| Home self care | 289 | 83.3 | 74.7 | 68.3 |
| Another hospital | 17 | 4.9 | 7.5 | 1.9 |
| Skilled nursing facility | 4 | 1.2 | 4.9 | 11.8 |
| Intermediate care | 13 | 3.7 | 0.5 | 0.2 |
| Another type of institution | 20 | 5.8 | 5.3 | 4.5 |
| Under care of home service | 1 | 0.3 | 4.6 | 9.1 |
| Left against medical advice | . | . | 0.4 | 0.6 |
| Under care of a home iv provider | . | . | . | 0.0 |
| Expired | 3 | 0.9 | 1.7 | 2.5 |
| Not reported | . | . | 0.3 | 1.0 |
| PRIMARY PAYER | | | | |
| Medicare | 105 | 30.3 | 37.7 | 38.7 |
| Medicaid | 51 | 14.7 | 13.6 | 12.0 |
| Other government | 8 | 2.3 | 2.5 | 2.0 |
| Blue Cross/Blue Shield | 17 | 4.9 | 8.6 | 8.7 |
| Other commercial | 21 | 6.1 | 7.4 | 7.6 |
| Managed care | 105 | 30.3 | 21.1 | 22.6 |
| Self pay | 36 | 10.4 | 7.4 | 4.1 |
| Industrial/Worker's Comp | 2 | 0.6 | 0.6 | 0.7 |
| Charity | . | . | 0.8 | 3.3 |
| Children's Health Insurance Plan | 2 | 0.6 | 0.3 | 0.1 |
| Not reported | . | . | 0.1 | 0.1 |
| LOCAL HEALTH DISTRICT | | | | |
| Bear River | . | . | 3.7 | 3.9 |
| Central Utah | 331 | 95.4 | 31.4 | 2.6 |
| Davis County | . | . | 0.2 | 8.9 |
| Salt Lake County | 1 | 0.3 | 1.2 | 39.7 |
| Southeastern Utah | 3 | 0.9 | 8.6 | 2.1 |
| Southwest Utah | 3 | 0.9 | 10.2 | 9.1 |
| Summit County | . | . | 0.4 | 0.8 |
| Tooele County | . | . | 22.3 | 2.1 |
| TriCounty | . | . | 13.0 | 1.8 |
| Utah County | 4 | 1.2 | 0.9 | 12.6 |
| Wasatch County | . | . | 2.0 | 0.4 |
| Weber/Morgan | . | . | 0.2 | 10.7 |
| Unknown Utah | . | . | . | 0.0 |
| Outside Utah | 5 | 1.4 | 5.8 | 5.4 |
| Unknown | . | . | 0.1 | 0.1 |

* All general acute care hospitals only.

Table 22
 Utah Hospital ED - Inpatient Profile
 January 1 to December 31, 2009

HEBER VALLEY MEDICAL CENTER (CAH) # OF ENCOUNTERS: 125
 PEER GROUP: Acute, rural, low CMI (n=16) COUNTY: Wasatch
 AFFILIATION: Intermountain Healthcare E.R. BEDS: 5

| Patient Profile | Encounters | | | |
|----------------------------------|------------|------------|--------|----------|
| | Hospital # | Hospital % | Peer % | State* % |
| GENDER | | | | |
| Female | 79 | 63.2 | 58.1 | 54.1 |
| Male | 46 | 36.8 | 41.9 | 45.9 |
| Unknown | . | . | 0.0 | 0.0 |
| Not reported | . | . | . | . |
| AGE | | | | |
| 1-28 days | . | . | 0.9 | 0.2 |
| 29-365 days | 3 | 2.4 | 1.9 | 0.7 |
| 1-4 years | 2 | 1.6 | 3.1 | 0.9 |
| 5-9 | 2 | 1.6 | 1.5 | 0.6 |
| 10-14 | 1 | 0.8 | 1.4 | 0.7 |
| 15-17 | 2 | 1.6 | 1.4 | 1.3 |
| 18-19 | 3 | 2.4 | 1.8 | 1.7 |
| 20-24 | 9 | 7.2 | 4.7 | 5.3 |
| 25-29 | 4 | 3.2 | 5.3 | 5.9 |
| 30-34 | 3 | 2.4 | 5.1 | 5.6 |
| 35-39 | 5 | 4.0 | 4.2 | 5.0 |
| 40-44 | 7 | 5.6 | 4.0 | 5.0 |
| 45-49 | 6 | 4.8 | 5.0 | 6.2 |
| 50-54 | 12 | 9.6 | 6.3 | 7.2 |
| 55-59 | 6 | 4.8 | 5.9 | 7.2 |
| 60-64 | 8 | 6.4 | 6.7 | 6.8 |
| 65-69 | 11 | 8.8 | 7.8 | 7.2 |
| 70-74 | 4 | 3.2 | 7.2 | 7.2 |
| 75-79 | 8 | 6.4 | 7.6 | 7.6 |
| 80-84 | 11 | 8.8 | 7.8 | 8.1 |
| 85-89 | 8 | 6.4 | 6.6 | 6.2 |
| 90 + | 10 | 8.0 | 3.8 | 3.3 |
| Unknown | . | . | . | . |
| DISCHARGE STATUS | | | | |
| Home self care | 78 | 62.4 | 74.7 | 68.3 |
| Another hospital | 14 | 11.2 | 7.5 | 1.9 |
| Skilled nursing facility | 8 | 6.4 | 4.9 | 11.8 |
| Intermediate care | 1 | 0.8 | 0.5 | 0.2 |
| Another type of institution | 1 | 0.8 | 5.3 | 4.5 |
| Under care of home service | 11 | 8.8 | 4.6 | 9.1 |
| Left against medical advice | . | . | 0.4 | 0.6 |
| Under care of a home iv provider | . | . | . | 0.0 |
| Expired | 4 | 3.2 | 1.7 | 2.5 |
| Not reported | 8 | 6.4 | 0.3 | 1.0 |
| PRIMARY PAYER | | | | |
| Medicare | 51 | 40.8 | 37.7 | 38.7 |
| Medicaid | 21 | 16.8 | 13.6 | 12.0 |
| Other government | 3 | 2.4 | 2.5 | 2.0 |
| Blue Cross/Blue Shield | 5 | 4.0 | 8.6 | 8.7 |
| Other commercial | 2 | 1.6 | 7.4 | 7.6 |
| Managed care | 32 | 25.6 | 21.1 | 22.6 |
| Self pay | 4 | 3.2 | 7.4 | 4.1 |
| Industrial/Worker's Comp | 1 | 0.8 | 0.6 | 0.7 |
| Charity | 6 | 4.8 | 0.8 | 3.3 |
| Children's Health Insurance Plan | . | . | 0.3 | 0.1 |
| Not reported | . | . | 0.1 | 0.1 |
| LOCAL HEALTH DISTRICT | | | | |
| Bear River | . | . | 3.7 | 3.9 |
| Central Utah | . | . | 31.4 | 2.6 |
| Davis County | . | . | 0.2 | 8.9 |
| Salt Lake County | 6 | 4.8 | 1.2 | 39.7 |
| Southeastern Utah | . | . | 8.6 | 2.1 |
| Southwest Utah | 1 | 0.8 | 10.2 | 9.1 |
| Summit County | 16 | 12.8 | 0.4 | 0.8 |
| Tooele County | . | . | 22.3 | 2.1 |
| TriCounty | 3 | 2.4 | 13.0 | 1.8 |
| Utah County | 1 | 0.8 | 0.9 | 12.6 |
| Wasatch County | 91 | 72.8 | 2.0 | 0.4 |
| Weber/Morgan | 1 | 0.8 | 0.2 | 10.7 |
| Unknown Utah | . | . | . | 0.0 |
| Outside Utah | 6 | 4.8 | 5.8 | 5.4 |
| Unknown | . | . | 0.1 | 0.1 |

* All general acute care hospitals only.

Table 22
Utah Hospital ED - Inpatient Profile
January 1 to December 31, 2009

INTERMOUNTAIN MEDICAL CENTER # OF ENCOUNTERS: 11,274
PEER GROUP: Acute, urban, high CMI (n=3) COUNTY: Salt Lake
AFFILIATION: Intermountain Healthcare E.R. BEDS: 54

| Patient Profile | Encounters | | | |
|----------------------------------|------------|------------|--------|----------|
| | Hospital # | Hospital % | Peer % | State* % |
| GENDER | | | | |
| Female | 5,781 | 51.3 | 53.0 | 54.1 |
| Male | 5,493 | 48.7 | 47.0 | 45.9 |
| Unknown | . | . | . | 0.0 |
| Not reported | . | . | . | . |
| AGE | | | | |
| 1-28 days | 1 | 0.0 | 0.0 | 0.2 |
| 29-365 days | . | . | . | 0.7 |
| 1-4 years | . | . | 0.1 | 0.9 |
| 5-9 | . | . | 0.0 | 0.6 |
| 10-14 | 27 | 0.2 | 0.2 | 0.7 |
| 15-17 | 124 | 1.1 | 1.6 | 1.3 |
| 18-19 | 181 | 1.6 | 2.3 | 1.7 |
| 20-24 | 547 | 4.9 | 7.1 | 5.3 |
| 25-29 | 617 | 5.5 | 8.4 | 5.9 |
| 30-34 | 583 | 5.2 | 7.0 | 5.6 |
| 35-39 | 565 | 5.0 | 6.0 | 5.0 |
| 40-44 | 592 | 5.3 | 5.7 | 5.0 |
| 45-49 | 807 | 7.2 | 6.9 | 6.2 |
| 50-54 | 986 | 8.7 | 8.0 | 7.2 |
| 55-59 | 1,030 | 9.1 | 8.1 | 7.2 |
| 60-64 | 919 | 8.2 | 7.4 | 6.8 |
| 65-69 | 945 | 8.4 | 6.9 | 7.2 |
| 70-74 | 773 | 6.9 | 6.0 | 7.2 |
| 75-79 | 867 | 7.7 | 6.2 | 7.6 |
| 80-84 | 822 | 7.3 | 5.9 | 8.1 |
| 85-89 | 596 | 5.3 | 4.3 | 6.2 |
| 90 + | 292 | 2.6 | 2.0 | 3.3 |
| Unknown | . | . | . | . |
| DISCHARGE STATUS | | | | |
| Home self care | 7,308 | 64.8 | 68.6 | 68.3 |
| Another hospital | 62 | 0.5 | 0.5 | 1.9 |
| Skilled nursing facility | 1,307 | 11.6 | 10.8 | 11.8 |
| Intermediate care | 7 | 0.1 | 0.2 | 0.2 |
| Another type of institution | 638 | 5.7 | 5.6 | 4.5 |
| Under care of home service | 1,549 | 13.7 | 10.8 | 9.1 |
| Left against medical advice | 43 | 0.4 | 0.4 | 0.6 |
| Under care of a home iv provider | 3 | 0.0 | 0.0 | 0.0 |
| Expired | 310 | 2.7 | 2.8 | 2.5 |
| Not reported | 47 | 0.4 | 0.3 | 1.0 |
| PRIMARY PAYER | | | | |
| Medicare | 4,084 | 36.2 | 31.2 | 38.7 |
| Medicaid | 967 | 8.6 | 13.7 | 12.0 |
| Other government | 124 | 1.1 | 1.8 | 2.0 |
| Blue Cross/Blue Shield | 503 | 4.5 | 8.2 | 8.7 |
| Other commercial | 1,089 | 9.7 | 10.1 | 7.6 |
| Managed care | 3,499 | 31.0 | 24.5 | 22.6 |
| Self pay | 123 | 1.1 | 5.3 | 4.1 |
| Industrial/Worker's Comp | 163 | 1.4 | 1.4 | 0.7 |
| Charity | 687 | 6.1 | 3.6 | 3.3 |
| Children's Health Insurance Plan | 3 | 0.0 | 0.0 | 0.1 |
| Not reported | 32 | 0.3 | 0.2 | 0.1 |
| LOCAL HEALTH DISTRICT | | | | |
| Bear River | 70 | 0.6 | 0.8 | 3.9 |
| Central Utah | 45 | 0.4 | 0.5 | 2.6 |
| Davis County | 357 | 3.2 | 5.0 | 8.9 |
| Salt Lake County | 9,542 | 84.6 | 75.8 | 39.7 |
| Southeastern Utah | 31 | 0.3 | 0.5 | 2.1 |
| Southwest Utah | 96 | 0.9 | 0.8 | 9.1 |
| Summit County | 135 | 1.2 | 1.9 | 0.8 |
| Tooele County | 161 | 1.4 | 2.0 | 2.1 |
| TriCounty | 37 | 0.3 | 0.8 | 1.8 |
| Utah County | 235 | 2.1 | 2.2 | 12.6 |
| Wasatch County | 30 | 0.3 | 0.4 | 0.4 |
| Weber/Morgan | 56 | 0.5 | 1.0 | 10.7 |
| Unknown Utah | 1 | 0.0 | 0.0 | 0.0 |
| Outside Utah | 471 | 4.2 | 8.3 | 5.4 |
| Unknown | 7 | 0.1 | 0.0 | 0.1 |

* All general acute care hospitals only.

Table 22
Utah Hospital ED - Inpatient Profile
January 1 to December 31, 2009

JORDAN VALLEY MEDICAL CENTER # OF ENCOUNTERS: 3,176
PEER GROUP: Acute, urban, low CMI (n=5) COUNTY: Salt Lake
AFFILIATION: IASIS Healthcare E.R. BEDS: 10

| Patient Profile | Encounters | | | |
|----------------------------------|---------------|---------------|-----------|-------------|
| | Hospital # | Hospital % | Peer % | State* % |
| GENDER | | | | |
| Female | 1,818 | 57.2 | 57.8 | 54.1 |
| Male | 1,358 | 42.8 | 42.2 | 45.9 |
| Unknown | . | . | . | 0.0 |
| Not reported | . | . | . | . |
| AGE | | | | |
| 1-28 days | 3 | 0.1 | 0.3 | 0.2 |
| 29-365 days | 1 | 0.0 | 0.7 | 0.7 |
| 1-4 years | 2 | 0.1 | 0.7 | 0.9 |
| 5-9 | 9 | 0.3 | 0.6 | 0.6 |
| 10-14 | 20 | 0.6 | 0.5 | 0.7 |
| 15-17 | 51 | 1.6 | 1.2 | 1.3 |
| 18-19 | 57 | 1.8 | 1.5 | 1.7 |
| 20-24 | 178 | 5.6 | 5.0 | 5.3 |
| 25-29 | 206 | 6.5 | 5.8 | 5.9 |
| 30-34 | 223 | 7.0 | 6.3 | 5.6 |
| 35-39 | 207 | 6.5 | 5.6 | 5.0 |
| 40-44 | 206 | 6.5 | 5.5 | 5.0 |
| 45-49 | 206 | 6.5 | 5.6 | 6.2 |
| 50-54 | 257 | 8.1 | 6.8 | 7.2 |
| 55-59 | 223 | 7.0 | 6.9 | 7.2 |
| 60-64 | 217 | 6.8 | 6.2 | 6.8 |
| 65-69 | 267 | 8.4 | 7.4 | 7.2 |
| 70-74 | 184 | 5.8 | 6.6 | 7.2 |
| 75-79 | 176 | 5.5 | 7.4 | 7.6 |
| 80-84 | 216 | 6.8 | 8.8 | 8.1 |
| 85-89 | 195 | 6.1 | 6.9 | 6.2 |
| 90 + | 72 | 2.3 | 3.6 | 3.3 |
| Unknown | . | . | . | . |
| DISCHARGE STATUS | | | | |
| Home self care | 2,255 | 71.0 | 69.9 | 68.3 |
| Another hospital | 55 | 1.7 | 3.0 | 1.9 |
| Skilled nursing facility | 328 | 10.3 | 11.4 | 11.8 |
| Intermediate care | 1 | 0.0 | 0.5 | 0.2 |
| Another type of institution | 4 | 0.1 | 2.3 | 4.5 |
| Under care of home service | 257 | 8.1 | 8.0 | 9.1 |
| Left against medical advice | 21 | 0.7 | 0.5 | 0.6 |
| Under care of a home iv provider | . | . | . | 0.0 |
| Expired | 72 | 2.3 | 2.0 | 2.5 |
| Not reported | 183 | 5.8 | 2.4 | 1.0 |
| PRIMARY PAYER | | | | |
| Medicare | 1,106 | 34.8 | 39.1 | 38.7 |
| Medicaid | 386 | 12.2 | 10.9 | 12.0 |
| Other government | 46 | 1.4 | 1.1 | 2.0 |
| Blue Cross/Blue Shield | 444 | 14.0 | 9.8 | 8.7 |
| Other commercial | 284 | 8.9 | 6.2 | 7.6 |
| Managed care | 632 | 19.9 | 26.2 | 22.6 |
| Self pay | 249 | 7.8 | 4.0 | 4.1 |
| Industrial/Worker's Comp | 7 | 0.2 | 0.4 | 0.7 |
| Charity | 18 | 0.6 | 2.1 | 3.3 |
| Children's Health Insurance Plan | 4 | 0.1 | 0.2 | 0.1 |
| Not reported | . | . | 0.1 | 0.1 |
| LOCAL HEALTH DISTRICT | | | | |
| Bear River | 1 | 0.0 | 0.1 | 3.9 |
| Central Utah | 4 | 0.1 | 0.4 | 2.6 |
| Davis County | 9 | 0.3 | 0.2 | 8.9 |
| Salt Lake County | 3,001 | 94.5 | 57.9 | 39.7 |
| Southeastern Utah | 8 | 0.3 | 0.3 | 2.1 |
| Southwest Utah | 6 | 0.2 | 0.3 | 9.1 |
| Summit County | 4 | 0.1 | 0.1 | 0.8 |
| Tooele County | 12 | 0.4 | 0.2 | 2.1 |
| TriCounty | 2 | 0.1 | 0.1 | 1.8 |
| Utah County | 49 | 1.5 | 37.6 | 12.6 |
| Wasatch County | . | . | 0.2 | 0.4 |
| Weber/Morgan | 5 | 0.2 | 0.2 | 10.7 |
| Unknown Utah | . | . | . | 0.0 |
| Outside Utah | 70 | 2.2 | 2.3 | 5.4 |
| Unknown | 5 | 0.2 | 0.1 | 0.1 |

* All general acute care hospitals only.

Table 22
 Utah Hospital ED - Inpatient Profile
 January 1 to December 31, 2009

KANE COUNTY HOSPITAL # OF ENCOUNTERS: 65
 PEER GROUP: Acute, rural, low CMI (n=16) COUNTY: Kane
 AFFILIATION: Management E.R. BEDS: 1

| Patient Profile | Encounters | | | |
|----------------------------------|------------|------------|--------|----------|
| | Hospital # | Hospital % | Peer % | State* % |
| GENDER | | | | |
| Female | 43 | 66.2 | 58.1 | 54.1 |
| Male | 22 | 33.8 | 41.9 | 45.9 |
| Unknown | . | . | 0.0 | 0.0 |
| Not reported | . | . | . | . |
| AGE | | | | |
| 1-28 days | 2 | 3.1 | 0.9 | 0.2 |
| 29-365 days | . | . | 1.9 | 0.7 |
| 1-4 years | 2 | 3.1 | 3.1 | 0.9 |
| 5-9 | . | . | 1.5 | 0.6 |
| 10-14 | 2 | 3.1 | 1.4 | 0.7 |
| 15-17 | 5 | 7.7 | 1.4 | 1.3 |
| 18-19 | 1 | 1.5 | 1.8 | 1.7 |
| 20-24 | 4 | 6.2 | 4.7 | 5.3 |
| 25-29 | 5 | 7.7 | 5.3 | 5.9 |
| 30-34 | . | . | 5.1 | 5.6 |
| 35-39 | 2 | 3.1 | 4.2 | 5.0 |
| 40-44 | 2 | 3.1 | 4.0 | 5.0 |
| 45-49 | 4 | 6.2 | 5.0 | 6.2 |
| 50-54 | 2 | 3.1 | 6.3 | 7.2 |
| 55-59 | 5 | 7.7 | 5.9 | 7.2 |
| 60-64 | 4 | 6.2 | 6.7 | 6.8 |
| 65-69 | 4 | 6.2 | 7.8 | 7.2 |
| 70-74 | 6 | 9.2 | 7.2 | 7.2 |
| 75-79 | 6 | 9.2 | 7.6 | 7.6 |
| 80-84 | 3 | 4.6 | 7.8 | 8.1 |
| 85-89 | 3 | 4.6 | 6.6 | 6.2 |
| 90 + | 3 | 4.6 | 3.8 | 3.3 |
| Unknown | . | . | . | . |
| DISCHARGE STATUS | | | | |
| Home self care | 48 | 73.8 | 74.7 | 68.3 |
| Another hospital | 11 | 16.9 | 7.5 | 1.9 |
| Skilled nursing facility | . | . | 4.9 | 11.8 |
| Intermediate care | 1 | 1.5 | 0.5 | 0.2 |
| Another type of institution | . | . | 5.3 | 4.5 |
| Under care of home service | 4 | 6.2 | 4.6 | 9.1 |
| Left against medical advice | 1 | 1.5 | 0.4 | 0.6 |
| Under care of a home iv provider | . | . | . | 0.0 |
| Expired | . | . | 1.7 | 2.5 |
| Not reported | . | . | 0.3 | 1.0 |
| PRIMARY PAYER | | | | |
| Medicare | 26 | 40.0 | 37.7 | 38.7 |
| Medicaid | 8 | 12.3 | 13.6 | 12.0 |
| Other government | . | . | 2.5 | 2.0 |
| Blue Cross/Blue Shield | 4 | 6.2 | 8.6 | 8.7 |
| Other commercial | 13 | 20.0 | 7.4 | 7.6 |
| Managed care | . | . | 21.1 | 22.6 |
| Self pay | 14 | 21.5 | 7.4 | 4.1 |
| Industrial/Worker's Comp | . | . | 0.6 | 0.7 |
| Charity | . | . | 0.8 | 3.3 |
| Children's Health Insurance Plan | . | . | 0.3 | 0.1 |
| Not reported | . | . | 0.1 | 0.1 |
| LOCAL HEALTH DISTRICT | | | | |
| Bear River | . | . | 3.7 | 3.9 |
| Central Utah | . | . | 31.4 | 2.6 |
| Davis County | . | . | 0.2 | 8.9 |
| Salt Lake County | . | . | 1.2 | 39.7 |
| Southeastern Utah | . | . | 8.6 | 2.1 |
| Southwest Utah | 46 | 70.8 | 10.2 | 9.1 |
| Summit County | . | . | 0.4 | 0.8 |
| Tooele County | . | . | 22.3 | 2.1 |
| TriCounty | . | . | 13.0 | 1.8 |
| Utah County | . | . | 0.9 | 12.6 |
| Wasatch County | 1 | 1.5 | 2.0 | 0.4 |
| Weber/Morgan | . | . | 0.2 | 10.7 |
| Unknown Utah | . | . | . | 0.0 |
| Outside Utah | 18 | 27.7 | 5.8 | 5.4 |
| Unknown | . | . | 0.1 | 0.1 |

* All general acute care hospitals only.

Table 22
Utah Hospital ED - Inpatient Profile
January 1 to December 31, 2009

LAKEVIEW HOSPITAL # OF ENCOUNTERS: 1,933
PEER GROUP: Acute, urban, lower medium CMI (n=6) COUNTY: Davis
AFFILIATION: Mountainstar Healthcare E.R. BEDS: 11

| Patient Profile | Encounters | | | |
|----------------------------------|------------|------------|--------|----------|
| | Hospital # | Hospital % | Peer % | State* % |
| GENDER | | | | |
| Female | 1,090 | 56.4 | 54.2 | 54.1 |
| Male | 843 | 43.6 | 45.8 | 45.9 |
| Unknown | . | . | . | 0.0 |
| Not reported | . | . | . | . |
| AGE | | | | |
| 1-28 days | . | . | 0.1 | 0.2 |
| 29-365 days | . | . | 0.6 | 0.7 |
| 1-4 years | 1 | 0.1 | 0.8 | 0.9 |
| 5-9 | . | . | 0.5 | 0.6 |
| 10-14 | 7 | 0.4 | 0.5 | 0.7 |
| 15-17 | 9 | 0.5 | 0.9 | 1.3 |
| 18-19 | 28 | 1.4 | 1.5 | 1.7 |
| 20-24 | 125 | 6.5 | 4.9 | 5.3 |
| 25-29 | 91 | 4.7 | 5.6 | 5.9 |
| 30-34 | 108 | 5.6 | 5.6 | 5.6 |
| 35-39 | 97 | 5.0 | 5.7 | 5.0 |
| 40-44 | 72 | 3.7 | 5.5 | 5.0 |
| 45-49 | 82 | 4.2 | 6.9 | 6.2 |
| 50-54 | 115 | 5.9 | 7.4 | 7.2 |
| 55-59 | 111 | 5.7 | 7.2 | 7.2 |
| 60-64 | 110 | 5.7 | 6.9 | 6.8 |
| 65-69 | 135 | 7.0 | 6.8 | 7.2 |
| 70-74 | 139 | 7.2 | 6.9 | 7.2 |
| 75-79 | 184 | 9.5 | 7.7 | 7.6 |
| 80-84 | 209 | 10.8 | 8.4 | 8.1 |
| 85-89 | 206 | 10.7 | 6.4 | 6.2 |
| 90 + | 104 | 5.4 | 3.2 | 3.3 |
| Unknown | . | . | . | . |
| DISCHARGE STATUS | | | | |
| Home self care | 1,222 | 63.2 | 68.4 | 68.3 |
| Another hospital | 41 | 2.1 | 2.2 | 1.9 |
| Skilled nursing facility | 320 | 16.6 | 12.0 | 11.8 |
| Intermediate care | 12 | 0.6 | 0.2 | 0.2 |
| Another type of institution | 127 | 6.6 | 3.3 | 4.5 |
| Under care of home service | 117 | 6.1 | 8.0 | 9.1 |
| Left against medical advice | 34 | 1.8 | 1.3 | 0.6 |
| Under care of a home iv provider | . | . | . | 0.0 |
| Expired | 60 | 3.1 | 2.3 | 2.5 |
| Not reported | . | . | 2.2 | 1.0 |
| PRIMARY PAYER | | | | |
| Medicare | 862 | 44.6 | 37.7 | 38.7 |
| Medicaid | 127 | 6.6 | 11.5 | 12.0 |
| Other government | 75 | 3.9 | 2.2 | 2.0 |
| Blue Cross/Blue Shield | 243 | 12.6 | 9.3 | 8.7 |
| Other commercial | 125 | 6.5 | 5.9 | 7.6 |
| Managed care | 356 | 18.4 | 24.0 | 22.6 |
| Self pay | 118 | 6.1 | 5.4 | 4.1 |
| Industrial/Worker's Comp | 10 | 0.5 | 0.4 | 0.7 |
| Charity | 16 | 0.8 | 3.5 | 3.3 |
| Children's Health Insurance Plan | . | . | 0.0 | 0.1 |
| Not reported | 1 | 0.1 | 0.0 | 0.1 |
| LOCAL HEALTH DISTRICT | | | | |
| Bear River | 8 | 0.4 | 1.5 | 3.9 |
| Central Utah | 3 | 0.2 | 0.5 | 2.6 |
| Davis County | 1,616 | 83.6 | 32.0 | 8.9 |
| Salt Lake County | 158 | 8.2 | 34.7 | 39.7 |
| Southeastern Utah | 3 | 0.2 | 0.1 | 2.1 |
| Southwest Utah | 2 | 0.1 | 0.3 | 9.1 |
| Summit County | 2 | 0.1 | 0.3 | 0.8 |
| Tooele County | 4 | 0.2 | 0.7 | 2.1 |
| TriCounty | . | . | 0.1 | 1.8 |
| Utah County | 26 | 1.3 | 10.0 | 12.6 |
| Wasatch County | 1 | 0.1 | 0.1 | 0.4 |
| Weber/Morgan | 55 | 2.8 | 16.6 | 10.7 |
| Unknown Utah | . | . | 0.0 | 0.0 |
| Outside Utah | 53 | 2.7 | 2.7 | 5.4 |
| Unknown | 2 | 0.1 | 0.2 | 0.1 |

* All general acute care hospitals only.

Table 22
Utah Hospital ED - Inpatient Profile
January 1 to December 31, 2009

LDS HOSPITAL # OF ENCOUNTERS: 3,322
PEER GROUP: Acute, urban, lower medium CMI (n=6) COUNTY: Salt Lake
AFFILIATION: Intermountain Healthcare E.R. BEDS: 24

| Patient Profile | Encounters | | | |
|----------------------------------|------------|------------|--------|----------|
| | Hospital # | Hospital % | Peer % | State* % |
| GENDER | | | | |
| Female | 1,805 | 54.3 | 54.2 | 54.1 |
| Male | 1,517 | 45.7 | 45.8 | 45.9 |
| Unknown | . | . | . | 0.0 |
| Not reported | . | . | . | . |
| AGE | | | | |
| 1-28 days | . | . | 0.1 | 0.2 |
| 29-365 days | . | . | 0.6 | 0.7 |
| 1-4 years | . | . | 0.8 | 0.9 |
| 5-9 | 1 | 0.0 | 0.5 | 0.6 |
| 10-14 | 2 | 0.1 | 0.5 | 0.7 |
| 15-17 | 11 | 0.3 | 0.9 | 1.3 |
| 18-19 | 65 | 2.0 | 1.5 | 1.7 |
| 20-24 | 241 | 7.3 | 4.9 | 5.3 |
| 25-29 | 269 | 8.1 | 5.6 | 5.9 |
| 30-34 | 226 | 6.8 | 5.6 | 5.6 |
| 35-39 | 214 | 6.4 | 5.7 | 5.0 |
| 40-44 | 237 | 7.1 | 5.5 | 5.0 |
| 45-49 | 311 | 9.4 | 6.9 | 6.2 |
| 50-54 | 269 | 8.1 | 7.4 | 7.2 |
| 55-59 | 251 | 7.6 | 7.2 | 7.2 |
| 60-64 | 236 | 7.1 | 6.9 | 6.8 |
| 65-69 | 164 | 4.9 | 6.8 | 7.2 |
| 70-74 | 143 | 4.3 | 6.9 | 7.2 |
| 75-79 | 227 | 6.8 | 7.7 | 7.6 |
| 80-84 | 204 | 6.1 | 8.4 | 8.1 |
| 85-89 | 162 | 4.9 | 6.4 | 6.2 |
| 90 + | 89 | 2.7 | 3.2 | 3.3 |
| Unknown | . | . | . | . |
| DISCHARGE STATUS | | | | |
| Home self care | 2,465 | 74.2 | 68.4 | 68.3 |
| Another hospital | 69 | 2.1 | 2.2 | 1.9 |
| Skilled nursing facility | 296 | 8.9 | 12.0 | 11.8 |
| Intermediate care | 9 | 0.3 | 0.2 | 0.2 |
| Another type of institution | 113 | 3.4 | 3.3 | 4.5 |
| Under care of home service | 268 | 8.1 | 8.0 | 9.1 |
| Left against medical advice | 57 | 1.7 | 1.3 | 0.6 |
| Under care of a home iv provider | . | . | . | 0.0 |
| Expired | 37 | 1.1 | 2.3 | 2.5 |
| Not reported | 8 | 0.2 | 2.2 | 1.0 |
| PRIMARY PAYER | | | | |
| Medicare | 1,032 | 31.1 | 37.7 | 38.7 |
| Medicaid | 358 | 10.8 | 11.5 | 12.0 |
| Other government | 12 | 0.4 | 2.2 | 2.0 |
| Blue Cross/Blue Shield | 106 | 3.2 | 9.3 | 8.7 |
| Other commercial | 169 | 5.1 | 5.9 | 7.6 |
| Managed care | 1,194 | 35.9 | 24.0 | 22.6 |
| Self pay | 40 | 1.2 | 5.4 | 4.1 |
| Industrial/Worker's Comp | 17 | 0.5 | 0.4 | 0.7 |
| Charity | 394 | 11.9 | 3.5 | 3.3 |
| Children's Health Insurance Plan | . | . | 0.0 | 0.1 |
| Not reported | . | . | 0.0 | 0.1 |
| LOCAL HEALTH DISTRICT | | | | |
| Bear River | 12 | 0.4 | 1.5 | 3.9 |
| Central Utah | 10 | 0.3 | 0.5 | 2.6 |
| Davis County | 450 | 13.5 | 32.0 | 8.9 |
| Salt Lake County | 2,488 | 74.9 | 34.7 | 39.7 |
| Southeastern Utah | 4 | 0.1 | 0.1 | 2.1 |
| Southwest Utah | 14 | 0.4 | 0.3 | 9.1 |
| Summit County | 33 | 1.0 | 0.3 | 0.8 |
| Tooele County | 68 | 2.0 | 0.7 | 2.1 |
| TriCounty | 8 | 0.2 | 0.1 | 1.8 |
| Utah County | 94 | 2.8 | 10.0 | 12.6 |
| Wasatch County | 10 | 0.3 | 0.1 | 0.4 |
| Weber/Morgan | 30 | 0.9 | 16.6 | 10.7 |
| Unknown Utah | . | . | 0.0 | 0.0 |
| Outside Utah | 99 | 3.0 | 2.7 | 5.4 |
| Unknown | 2 | 0.1 | 0.2 | 0.1 |

* All general acute care hospitals only.

Table 22
Utah Hospital ED - Inpatient Profile
January 1 to December 31, 2009

LOGAN REGIONAL HOSPITAL # OF ENCOUNTERS: 2,106
PEER GROUP: Acute, rural, high CMI (n=6) COUNTY: Cache
AFFILIATION: Intermountain Healthcare E.R. BEDS: 16

| Patient Profile | Encounters | | | |
|----------------------------------|---------------|---------------|-----------|-------------|
| | Hospital # | Hospital % | Peer % | State* % |
| GENDER | | | | |
| Female | 1,169 | 55.5 | 52.0 | 54.1 |
| Male | 937 | 44.5 | 48.0 | 45.9 |
| Unknown | . | . | . | 0.0 |
| Not reported | . | . | . | . |
| AGE | | | | |
| 1-28 days | 15 | 0.7 | 0.4 | 0.2 |
| 29-365 days | 37 | 1.8 | 1.3 | 0.7 |
| 1-4 years | 38 | 1.8 | 2.1 | 0.9 |
| 5-9 | 22 | 1.0 | 1.1 | 0.6 |
| 10-14 | 20 | 0.9 | 1.0 | 0.7 |
| 15-17 | 30 | 1.4 | 1.3 | 1.3 |
| 18-19 | 53 | 2.5 | 1.4 | 1.7 |
| 20-24 | 131 | 6.2 | 4.1 | 5.3 |
| 25-29 | 132 | 6.3 | 4.1 | 5.9 |
| 30-34 | 119 | 5.7 | 3.7 | 5.6 |
| 35-39 | 66 | 3.1 | 3.4 | 5.0 |
| 40-44 | 96 | 4.6 | 3.6 | 5.0 |
| 45-49 | 123 | 5.8 | 5.0 | 6.2 |
| 50-54 | 117 | 5.6 | 5.7 | 7.2 |
| 55-59 | 147 | 7.0 | 6.3 | 7.2 |
| 60-64 | 105 | 5.0 | 6.3 | 6.8 |
| 65-69 | 137 | 6.5 | 8.2 | 7.2 |
| 70-74 | 128 | 6.1 | 9.6 | 7.2 |
| 75-79 | 161 | 7.6 | 9.7 | 7.6 |
| 80-84 | 171 | 8.1 | 10.3 | 8.1 |
| 85-89 | 179 | 8.5 | 7.7 | 6.2 |
| 90 + | 79 | 3.8 | 3.9 | 3.3 |
| Unknown | . | . | . | . |
| DISCHARGE STATUS | | | | |
| Home self care | 1,508 | 71.6 | 68.0 | 68.3 |
| Another hospital | 87 | 4.1 | 2.9 | 1.9 |
| Skilled nursing facility | 279 | 13.2 | 13.6 | 11.8 |
| Intermediate care | 4 | 0.2 | 0.1 | 0.2 |
| Another type of institution | 60 | 2.8 | 4.8 | 4.5 |
| Under care of home service | 139 | 6.6 | 7.9 | 9.1 |
| Left against medical advice | 7 | 0.3 | 0.5 | 0.6 |
| Under care of a home iv provider | 2 | 0.1 | 0.0 | 0.0 |
| Expired | 20 | 0.9 | 2.2 | 2.5 |
| Not reported | . | . | 0.1 | 1.0 |
| PRIMARY PAYER | | | | |
| Medicare | 792 | 37.6 | 47.5 | 38.7 |
| Medicaid | 290 | 13.8 | 11.2 | 12.0 |
| Other government | 30 | 1.4 | 1.5 | 2.0 |
| Blue Cross/Blue Shield | 224 | 10.6 | 8.1 | 8.7 |
| Other commercial | 215 | 10.2 | 8.6 | 7.6 |
| Managed care | 476 | 22.6 | 17.3 | 22.6 |
| Self pay | 35 | 1.7 | 2.1 | 4.1 |
| Industrial/Worker's Comp | 15 | 0.7 | 0.6 | 0.7 |
| Charity | 22 | 1.0 | 2.8 | 3.3 |
| Children's Health Insurance Plan | 4 | 0.2 | 0.3 | 0.1 |
| Not reported | 3 | 0.1 | 0.1 | 0.1 |
| LOCAL HEALTH DISTRICT | | | | |
| Bear River | 1,871 | 88.8 | 18.7 | 3.9 |
| Central Utah | 3 | 0.1 | 0.4 | 2.6 |
| Davis County | 15 | 0.7 | 0.4 | 8.9 |
| Salt Lake County | 37 | 1.8 | 1.3 | 39.7 |
| Southeastern Utah | . | . | 8.1 | 2.1 |
| Southwest Utah | 1 | 0.0 | 54.8 | 9.1 |
| Summit County | 2 | 0.1 | 0.5 | 0.8 |
| Tooele County | . | . | 0.1 | 2.1 |
| TriCounty | . | . | 5.0 | 1.8 |
| Utah County | 8 | 0.4 | 0.6 | 12.6 |
| Wasatch County | 2 | 0.1 | 0.1 | 0.4 |
| Weber/Morgan | 12 | 0.6 | 0.4 | 10.7 |
| Unknown Utah | . | . | . | 0.0 |
| Outside Utah | 154 | 7.3 | 9.4 | 5.4 |
| Unknown | 1 | 0.0 | 0.1 | 0.1 |

* All general acute care hospitals only.

Table 22
Utah Hospital ED - Inpatient Profile
January 1 to December 31, 2009

MCKAY-DEE HOSPITAL CENTER # OF ENCOUNTERS: 8,011
PEER GROUP: Acute, urban, upper medium CMI (n=4) COUNTY: Weber
AFFILIATION: Intermountain Healthcare E.R. BEDS: 23

| Patient Profile | Encounters | | | |
|----------------------------------|------------|------------|--------|----------|
| | Hospital # | Hospital % | Peer % | State* % |
| GENDER | | | | |
| Female | 4,200 | 52.4 | 53.6 | 54.1 |
| Male | 3,811 | 47.6 | 46.4 | 45.9 |
| Unknown | . | . | . | 0.0 |
| Not reported | . | . | . | . |
| AGE | | | | |
| 1-28 days | 16 | 0.2 | 0.2 | 0.2 |
| 29-365 days | 98 | 1.2 | 0.8 | 0.7 |
| 1-4 years | 113 | 1.4 | 0.8 | 0.9 |
| 5-9 | 94 | 1.2 | 0.6 | 0.6 |
| 10-14 | 152 | 1.9 | 1.0 | 0.7 |
| 15-17 | 176 | 2.2 | 1.4 | 1.3 |
| 18-19 | 125 | 1.6 | 1.4 | 1.7 |
| 20-24 | 427 | 5.3 | 4.6 | 5.3 |
| 25-29 | 414 | 5.2 | 5.0 | 5.9 |
| 30-34 | 399 | 5.0 | 4.9 | 5.6 |
| 35-39 | 373 | 4.7 | 4.4 | 5.0 |
| 40-44 | 459 | 5.7 | 5.0 | 5.0 |
| 45-49 | 512 | 6.4 | 6.3 | 6.2 |
| 50-54 | 608 | 7.6 | 7.4 | 7.2 |
| 55-59 | 572 | 7.1 | 7.1 | 7.2 |
| 60-64 | 470 | 5.9 | 6.6 | 6.8 |
| 65-69 | 530 | 6.6 | 7.1 | 7.2 |
| 70-74 | 539 | 6.7 | 7.7 | 7.2 |
| 75-79 | 628 | 7.8 | 8.1 | 7.6 |
| 80-84 | 592 | 7.4 | 8.8 | 8.1 |
| 85-89 | 497 | 6.2 | 6.8 | 6.2 |
| 90 + | 217 | 2.7 | 4.1 | 3.3 |
| Unknown | . | . | . | . |
| DISCHARGE STATUS | | | | |
| Home self care | 5,517 | 68.9 | 66.1 | 68.3 |
| Another hospital | 88 | 1.1 | 0.8 | 1.9 |
| Skilled nursing facility | 867 | 10.8 | 13.4 | 11.8 |
| Intermediate care | 1 | 0.0 | 0.0 | 0.2 |
| Another type of institution | 377 | 4.7 | 4.9 | 4.5 |
| Under care of home service | 900 | 11.2 | 10.3 | 9.1 |
| Left against medical advice | 27 | 0.3 | 0.5 | 0.6 |
| Under care of a home iv provider | 3 | 0.0 | 0.0 | 0.0 |
| Expired | 214 | 2.7 | 2.8 | 2.5 |
| Not reported | 17 | 0.2 | 1.1 | 1.0 |
| PRIMARY PAYER | | | | |
| Medicare | 3,162 | 39.5 | 41.7 | 38.7 |
| Medicaid | 1,014 | 12.7 | 11.3 | 12.0 |
| Other government | 295 | 3.7 | 2.7 | 2.0 |
| Blue Cross/Blue Shield | 566 | 7.1 | 8.7 | 8.7 |
| Other commercial | 542 | 6.8 | 6.5 | 7.6 |
| Managed care | 1,778 | 22.2 | 21.6 | 22.6 |
| Self pay | 56 | 0.7 | 2.3 | 4.1 |
| Industrial/Worker's Comp | 25 | 0.3 | 0.4 | 0.7 |
| Charity | 552 | 6.9 | 4.3 | 3.3 |
| Children's Health Insurance Plan | 14 | 0.2 | 0.2 | 0.1 |
| Not reported | 7 | 0.1 | 0.2 | 0.1 |
| LOCAL HEALTH DISTRICT | | | | |
| Bear River | 337 | 4.2 | 1.8 | 3.9 |
| Central Utah | 2 | 0.0 | 1.7 | 2.6 |
| Davis County | 1,459 | 18.2 | 7.8 | 8.9 |
| Salt Lake County | 61 | 0.8 | 29.7 | 39.7 |
| Southeastern Utah | 2 | 0.0 | 0.7 | 2.1 |
| Southwest Utah | 13 | 0.2 | 0.5 | 9.1 |
| Summit County | 15 | 0.2 | 0.5 | 0.8 |
| Tooele County | 6 | 0.1 | 0.4 | 2.1 |
| TriCounty | 2 | 0.0 | 0.2 | 1.8 |
| Utah County | 18 | 0.2 | 23.4 | 12.6 |
| Wasatch County | . | . | 0.4 | 0.4 |
| Weber/Morgan | 5,881 | 73.4 | 29.5 | 10.7 |
| Unknown Utah | . | . | 0.0 | 0.0 |
| Outside Utah | 213 | 2.7 | 3.2 | 5.4 |
| Unknown | 2 | 0.0 | 0.0 | 0.1 |

* All general acute care hospitals only.

Table 22
 Utah Hospital ED - Inpatient Profile
 January 1 to December 31, 2009

MILFORD VALLEY MEMORIAL HOSPITAL-CAH # OF ENCOUNTERS: 4
 PEER GROUP: Acute, rural, low CMI (n=16) COUNTY: Beaver
 AFFILIATION: Freestanding E.R. BEDS: 1

| Patient Profile | Encounters | | | |
|----------------------------------|------------|------------|--------|----------|
| | Hospital # | Hospital % | Peer % | State* % |
| GENDER | | | | |
| Female | 4 | 100.0 | 58.1 | 54.1 |
| Male | . | . | 41.9 | 45.9 |
| Unknown | . | . | 0.0 | 0.0 |
| Not reported | . | . | . | . |
| AGE | | | | |
| 1-28 days | . | . | 0.9 | 0.2 |
| 29-365 days | . | . | 1.9 | 0.7 |
| 1-4 years | . | . | 3.1 | 0.9 |
| 5-9 | . | . | 1.5 | 0.6 |
| 10-14 | . | . | 1.4 | 0.7 |
| 15-17 | 2 | 50.0 | 1.4 | 1.3 |
| 18-19 | . | . | 1.8 | 1.7 |
| 20-24 | . | . | 4.7 | 5.3 |
| 25-29 | . | . | 5.3 | 5.9 |
| 30-34 | . | . | 5.1 | 5.6 |
| 35-39 | . | . | 4.2 | 5.0 |
| 40-44 | 1 | 25.0 | 4.0 | 5.0 |
| 45-49 | . | . | 5.0 | 6.2 |
| 50-54 | . | . | 6.3 | 7.2 |
| 55-59 | . | . | 5.9 | 7.2 |
| 60-64 | 1 | 25.0 | 6.7 | 6.8 |
| 65-69 | . | . | 7.8 | 7.2 |
| 70-74 | . | . | 7.2 | 7.2 |
| 75-79 | . | . | 7.6 | 7.6 |
| 80-84 | . | . | 7.8 | 8.1 |
| 85-89 | . | . | 6.6 | 6.2 |
| 90 + | . | . | 3.8 | 3.3 |
| Unknown | . | . | . | . |
| DISCHARGE STATUS | | | | |
| Home self care | 4 | 100.0 | 74.7 | 68.3 |
| Another hospital | . | . | 7.5 | 1.9 |
| Skilled nursing facility | . | . | 4.9 | 11.8 |
| Intermediate care | . | . | 0.5 | 0.2 |
| Another type of institution | . | . | 5.3 | 4.5 |
| Under care of home service | . | . | 4.6 | 9.1 |
| Left against medical advice | . | . | 0.4 | 0.6 |
| Under care of a home iv provider | . | . | . | 0.0 |
| Expired | . | . | 1.7 | 2.5 |
| Not reported | . | . | 0.3 | 1.0 |
| PRIMARY PAYER | | | | |
| Medicare | . | . | 37.7 | 38.7 |
| Medicaid | . | . | 13.6 | 12.0 |
| Other government | 1 | 25.0 | 2.5 | 2.0 |
| Blue Cross/Blue Shield | 1 | 25.0 | 8.6 | 8.7 |
| Other commercial | 1 | 25.0 | 7.4 | 7.6 |
| Managed care | 1 | 25.0 | 21.1 | 22.6 |
| Self pay | . | . | 7.4 | 4.1 |
| Industrial/Worker's Comp | . | . | 0.6 | 0.7 |
| Charity | . | . | 0.8 | 3.3 |
| Children's Health Insurance Plan | . | . | 0.3 | 0.1 |
| Not reported | . | . | 0.1 | 0.1 |
| LOCAL HEALTH DISTRICT | | | | |
| Bear River | . | . | 3.7 | 3.9 |
| Central Utah | . | . | 31.4 | 2.6 |
| Davis County | . | . | 0.2 | 8.9 |
| Salt Lake County | . | . | 1.2 | 39.7 |
| Southeastern Utah | . | . | 8.6 | 2.1 |
| Southwest Utah | 4 | 100.0 | 10.2 | 9.1 |
| Summit County | . | . | 0.4 | 0.8 |
| Tooele County | . | . | 22.3 | 2.1 |
| TriCounty | . | . | 13.0 | 1.8 |
| Utah County | . | . | 0.9 | 12.6 |
| Wasatch County | . | . | 2.0 | 0.4 |
| Weber/Morgan | . | . | 0.2 | 10.7 |
| Unknown Utah | . | . | . | 0.0 |
| Outside Utah | . | . | 5.8 | 5.4 |
| Unknown | . | . | 0.1 | 0.1 |

* All general acute care hospitals only.

Table 22
Utah Hospital ED - Inpatient Profile
January 1 to December 31, 2009

MOUNTAIN VIEW HOSPITAL # OF ENCOUNTERS: 1,316
PEER GROUP: Acute, urban, lower medium CMI (n=6) COUNTY: Utah
AFFILIATION: Mountainstar Healthcare E.R. BEDS: 11

| Patient Profile | Encounters | | | |
|----------------------------------|------------|------------|--------|----------|
| | Hospital # | Hospital % | Peer % | State* % |
| GENDER | | | | |
| Female | 755 | 57.4 | 54.2 | 54.1 |
| Male | 561 | 42.6 | 45.8 | 45.9 |
| Unknown | . | . | . | 0.0 |
| Not reported | . | . | . | . |
| AGE | | | | |
| 1-28 days | 4 | 0.3 | 0.1 | 0.2 |
| 29-365 days | 19 | 1.4 | 0.6 | 0.7 |
| 1-4 years | 35 | 2.7 | 0.8 | 0.9 |
| 5-9 | 15 | 1.1 | 0.5 | 0.6 |
| 10-14 | 14 | 1.1 | 0.5 | 0.7 |
| 15-17 | 21 | 1.6 | 0.9 | 1.3 |
| 18-19 | 17 | 1.3 | 1.5 | 1.7 |
| 20-24 | 51 | 3.9 | 4.9 | 5.3 |
| 25-29 | 67 | 5.1 | 5.6 | 5.9 |
| 30-34 | 71 | 5.4 | 5.6 | 5.6 |
| 35-39 | 79 | 6.0 | 5.7 | 5.0 |
| 40-44 | 67 | 5.1 | 5.5 | 5.0 |
| 45-49 | 62 | 4.7 | 6.9 | 6.2 |
| 50-54 | 64 | 4.9 | 7.4 | 7.2 |
| 55-59 | 62 | 4.7 | 7.2 | 7.2 |
| 60-64 | 79 | 6.0 | 6.9 | 6.8 |
| 65-69 | 96 | 7.3 | 6.8 | 7.2 |
| 70-74 | 135 | 10.3 | 6.9 | 7.2 |
| 75-79 | 119 | 9.0 | 7.7 | 7.6 |
| 80-84 | 104 | 7.9 | 8.4 | 8.1 |
| 85-89 | 82 | 6.2 | 6.4 | 6.2 |
| 90 + | 53 | 4.0 | 3.2 | 3.3 |
| Unknown | . | . | . | . |
| DISCHARGE STATUS | | | | |
| Home self care | 872 | 66.3 | 68.4 | 68.3 |
| Another hospital | 30 | 2.3 | 2.2 | 1.9 |
| Skilled nursing facility | 180 | 13.7 | 12.0 | 11.8 |
| Intermediate care | 3 | 0.2 | 0.2 | 0.2 |
| Another type of institution | 95 | 7.2 | 3.3 | 4.5 |
| Under care of home service | 96 | 7.3 | 8.0 | 9.1 |
| Left against medical advice | 15 | 1.1 | 1.3 | 0.6 |
| Under care of a home iv provider | . | . | . | 0.0 |
| Expired | 25 | 1.9 | 2.3 | 2.5 |
| Not reported | . | . | 2.2 | 1.0 |
| PRIMARY PAYER | | | | |
| Medicare | 516 | 39.2 | 37.7 | 38.7 |
| Medicaid | 177 | 13.4 | 11.5 | 12.0 |
| Other government | 10 | 0.8 | 2.2 | 2.0 |
| Blue Cross/Blue Shield | 143 | 10.9 | 9.3 | 8.7 |
| Other commercial | 77 | 5.9 | 5.9 | 7.6 |
| Managed care | 311 | 23.6 | 24.0 | 22.6 |
| Self pay | 65 | 4.9 | 5.4 | 4.1 |
| Industrial/Worker's Comp | 7 | 0.5 | 0.4 | 0.7 |
| Charity | 10 | 0.8 | 3.5 | 3.3 |
| Children's Health Insurance Plan | . | . | 0.0 | 0.1 |
| Not reported | . | . | 0.0 | 0.1 |
| LOCAL HEALTH DISTRICT | | | | |
| Bear River | 2 | 0.2 | 1.5 | 3.9 |
| Central Utah | 56 | 4.3 | 0.5 | 2.6 |
| Davis County | . | . | 32.0 | 8.9 |
| Salt Lake County | 14 | 1.1 | 34.7 | 39.7 |
| Southeastern Utah | 5 | 0.4 | 0.1 | 2.1 |
| Southwest Utah | 8 | 0.6 | 0.3 | 9.1 |
| Summit County | . | . | 0.3 | 0.8 |
| Tooele County | 1 | 0.1 | 0.7 | 2.1 |
| TriCounty | 1 | 0.1 | 0.1 | 1.8 |
| Utah County | 1,201 | 91.3 | 10.0 | 12.6 |
| Wasatch County | 4 | 0.3 | 0.1 | 0.4 |
| Weber/Morgan | . | . | 16.6 | 10.7 |
| Unknown Utah | . | . | 0.0 | 0.0 |
| Outside Utah | 24 | 1.8 | 2.7 | 5.4 |
| Unknown | . | . | 0.2 | 0.1 |

* All general acute care hospitals only.

Table 22
Utah Hospital ED - Inpatient Profile
January 1 to December 31, 2009

MOUNTAIN WEST MEDICAL CENTER # OF ENCOUNTERS: 1,079
PEER GROUP: Acute, rural, low CMI (n=16) COUNTY: Tooele
AFFILIATION: Community Health Sys. E.R. BEDS: 8

| Patient Profile | Encounters | | | |
|----------------------------------|------------|------------|--------|----------|
| | Hospital # | Hospital % | Peer % | State* % |
| GENDER | | | | |
| Female | 636 | 58.9 | 58.1 | 54.1 |
| Male | 443 | 41.1 | 41.9 | 45.9 |
| Unknown | . | . | 0.0 | 0.0 |
| Not reported | . | . | . | . |
| AGE | | | | |
| 1-28 days | . | . | 0.9 | 0.2 |
| 29-365 days | 11 | 1.0 | 1.9 | 0.7 |
| 1-4 years | 14 | 1.3 | 3.1 | 0.9 |
| 5-9 | 15 | 1.4 | 1.5 | 0.6 |
| 10-14 | 12 | 1.1 | 1.4 | 0.7 |
| 15-17 | 14 | 1.3 | 1.4 | 1.3 |
| 18-19 | 24 | 2.2 | 1.8 | 1.7 |
| 20-24 | 53 | 4.9 | 4.7 | 5.3 |
| 25-29 | 67 | 6.2 | 5.3 | 5.9 |
| 30-34 | 81 | 7.5 | 5.1 | 5.6 |
| 35-39 | 52 | 4.8 | 4.2 | 5.0 |
| 40-44 | 56 | 5.2 | 4.0 | 5.0 |
| 45-49 | 76 | 7.0 | 5.0 | 6.2 |
| 50-54 | 88 | 8.2 | 6.3 | 7.2 |
| 55-59 | 61 | 5.7 | 5.9 | 7.2 |
| 60-64 | 74 | 6.9 | 6.7 | 6.8 |
| 65-69 | 88 | 8.2 | 7.8 | 7.2 |
| 70-74 | 77 | 7.1 | 7.2 | 7.2 |
| 75-79 | 57 | 5.3 | 7.6 | 7.6 |
| 80-84 | 68 | 6.3 | 7.8 | 8.1 |
| 85-89 | 61 | 5.7 | 6.6 | 6.2 |
| 90 + | 30 | 2.8 | 3.8 | 3.3 |
| Unknown | . | . | . | . |
| DISCHARGE STATUS | | | | |
| Home self care | 812 | 75.3 | 74.7 | 68.3 |
| Another hospital | 56 | 5.2 | 7.5 | 1.9 |
| Skilled nursing facility | 52 | 4.8 | 4.9 | 11.8 |
| Intermediate care | . | . | 0.5 | 0.2 |
| Another type of institution | 62 | 5.7 | 5.3 | 4.5 |
| Under care of home service | 75 | 7.0 | 4.6 | 9.1 |
| Left against medical advice | 7 | 0.6 | 0.4 | 0.6 |
| Under care of a home iv provider | . | . | . | 0.0 |
| Expired | 15 | 1.4 | 1.7 | 2.5 |
| Not reported | . | . | 0.3 | 1.0 |
| PRIMARY PAYER | | | | |
| Medicare | 357 | 33.1 | 37.7 | 38.7 |
| Medicaid | 148 | 13.7 | 13.6 | 12.0 |
| Other government | 19 | 1.8 | 2.5 | 2.0 |
| Blue Cross/Blue Shield | 137 | 12.7 | 8.6 | 8.7 |
| Other commercial | 61 | 5.7 | 7.4 | 7.6 |
| Managed care | 232 | 21.5 | 21.1 | 22.6 |
| Self pay | 120 | 11.1 | 7.4 | 4.1 |
| Industrial/Worker's Comp | 5 | 0.5 | 0.6 | 0.7 |
| Charity | . | . | 0.8 | 3.3 |
| Children's Health Insurance Plan | . | . | 0.3 | 0.1 |
| Not reported | . | . | 0.1 | 0.1 |
| LOCAL HEALTH DISTRICT | | | | |
| Bear River | 2 | 0.2 | 3.7 | 3.9 |
| Central Utah | 1 | 0.1 | 31.4 | 2.6 |
| Davis County | . | . | 0.2 | 8.9 |
| Salt Lake County | 13 | 1.2 | 1.2 | 39.7 |
| Southeastern Utah | 1 | 0.1 | 8.6 | 2.1 |
| Southwest Utah | 1 | 0.1 | 10.2 | 9.1 |
| Summit County | . | . | 0.4 | 0.8 |
| Tooele County | 1,006 | 93.2 | 22.3 | 2.1 |
| TriCounty | 1 | 0.1 | 13.0 | 1.8 |
| Utah County | 2 | 0.2 | 0.9 | 12.6 |
| Wasatch County | . | . | 2.0 | 0.4 |
| Weber/Morgan | . | . | 0.2 | 10.7 |
| Unknown Utah | . | . | . | 0.0 |
| Outside Utah | 52 | 4.8 | 5.8 | 5.4 |
| Unknown | . | . | 0.1 | 0.1 |

* All general acute care hospitals only.

Table 22
Utah Hospital ED - Inpatient Profile
January 1 to December 31, 2009

OGDEN REGIONAL MEDICAL CENTER # OF ENCOUNTERS: 2,644
PEER GROUP: Acute, urban, lower medium CMI (n=6) COUNTY: Weber
AFFILIATION: Mountainstar Healthcare E.R. BEDS: 17

| Patient Profile | Encounters | | | |
|----------------------------------|---------------|---------------|-----------|-------------|
| | Hospital # | Hospital % | Peer % | State* % |
| GENDER | | | | |
| Female | 1,328 | 50.2 | 54.2 | 54.1 |
| Male | 1,316 | 49.8 | 45.8 | 45.9 |
| Unknown | . | . | . | 0.0 |
| Not reported | . | . | . | . |
| AGE | | | | |
| 1-28 days | 6 | 0.2 | 0.1 | 0.2 |
| 29-365 days | 34 | 1.3 | 0.6 | 0.7 |
| 1-4 years | 31 | 1.2 | 0.8 | 0.9 |
| 5-9 | 20 | 0.8 | 0.5 | 0.6 |
| 10-14 | 18 | 0.7 | 0.5 | 0.7 |
| 15-17 | 30 | 1.1 | 0.9 | 1.3 |
| 18-19 | 30 | 1.1 | 1.5 | 1.7 |
| 20-24 | 88 | 3.3 | 4.9 | 5.3 |
| 25-29 | 112 | 4.2 | 5.6 | 5.9 |
| 30-34 | 124 | 4.7 | 5.6 | 5.6 |
| 35-39 | 114 | 4.3 | 5.7 | 5.0 |
| 40-44 | 124 | 4.7 | 5.5 | 5.0 |
| 45-49 | 194 | 7.3 | 6.9 | 6.2 |
| 50-54 | 245 | 9.3 | 7.4 | 7.2 |
| 55-59 | 240 | 9.1 | 7.2 | 7.2 |
| 60-64 | 190 | 7.2 | 6.9 | 6.8 |
| 65-69 | 186 | 7.0 | 6.8 | 7.2 |
| 70-74 | 185 | 7.0 | 6.9 | 7.2 |
| 75-79 | 190 | 7.2 | 7.7 | 7.6 |
| 80-84 | 245 | 9.3 | 8.4 | 8.1 |
| 85-89 | 155 | 5.9 | 6.4 | 6.2 |
| 90 + | 83 | 3.1 | 3.2 | 3.3 |
| Unknown | . | . | . | . |
| DISCHARGE STATUS | | | | |
| Home self care | 1,755 | 66.4 | 68.4 | 68.3 |
| Another hospital | 32 | 1.2 | 2.2 | 1.9 |
| Skilled nursing facility | 393 | 14.9 | 12.0 | 11.8 |
| Intermediate care | 2 | 0.1 | 0.2 | 0.2 |
| Another type of institution | 82 | 3.1 | 3.3 | 4.5 |
| Under care of home service | 261 | 9.9 | 8.0 | 9.1 |
| Left against medical advice | 31 | 1.2 | 1.3 | 0.6 |
| Under care of a home iv provider | . | . | . | 0.0 |
| Expired | 88 | 3.3 | 2.3 | 2.5 |
| Not reported | . | . | 2.2 | 1.0 |
| PRIMARY PAYER | | | | |
| Medicare | 994 | 37.6 | 37.7 | 38.7 |
| Medicaid | 260 | 9.8 | 11.5 | 12.0 |
| Other government | 52 | 2.0 | 2.2 | 2.0 |
| Blue Cross/Blue Shield | 400 | 15.1 | 9.3 | 8.7 |
| Other commercial | 185 | 7.0 | 5.9 | 7.6 |
| Managed care | 567 | 21.4 | 24.0 | 22.6 |
| Self pay | 146 | 5.5 | 5.4 | 4.1 |
| Industrial/Worker's Comp | 19 | 0.7 | 0.4 | 0.7 |
| Charity | 21 | 0.8 | 3.5 | 3.3 |
| Children's Health Insurance Plan | . | . | 0.0 | 0.1 |
| Not reported | . | . | 0.0 | 0.1 |
| LOCAL HEALTH DISTRICT | | | | |
| Bear River | 167 | 6.3 | 1.5 | 3.9 |
| Central Utah | 1 | 0.0 | 0.5 | 2.6 |
| Davis County | 396 | 15.0 | 32.0 | 8.9 |
| Salt Lake County | 31 | 1.2 | 34.7 | 39.7 |
| Southeastern Utah | . | . | 0.1 | 2.1 |
| Southwest Utah | 3 | 0.1 | 0.3 | 9.1 |
| Summit County | 8 | 0.3 | 0.3 | 0.8 |
| Tooele County | . | . | 0.7 | 2.1 |
| TriCounty | 2 | 0.1 | 0.1 | 1.8 |
| Utah County | 4 | 0.2 | 10.0 | 12.6 |
| Wasatch County | 2 | 0.1 | 0.1 | 0.4 |
| Weber/Morgan | 1,954 | 73.9 | 16.6 | 10.7 |
| Unknown Utah | 1 | 0.0 | 0.0 | 0.0 |
| Outside Utah | 72 | 2.7 | 2.7 | 5.4 |
| Unknown | 3 | 0.1 | 0.2 | 0.1 |

* All general acute care hospitals only.

Table 22
 Utah Hospital ED - Inpatient Profile
 January 1 to December 31, 2009

OREM COMMUNITY HOSPITAL # OF ENCOUNTERS: 17
 PEER GROUP: Acute, urban, low CMI (n=5) COUNTY: Utah
 AFFILIATION: Intermountain Healthcare E.R. BEDS: 9

| Patient Profile | Encounters | | | |
|----------------------------------|------------|------------|--------|----------|
| | Hospital # | Hospital % | Peer % | State* % |
| GENDER | | | | |
| Female | 14 | 82.4 | 57.8 | 54.1 |
| Male | 3 | 17.6 | 42.2 | 45.9 |
| Unknown | . | . | . | 0.0 |
| Not reported | . | . | . | . |
| AGE | | | | |
| 1-28 days | . | . | 0.3 | 0.2 |
| 29-365 days | . | . | 0.7 | 0.7 |
| 1-4 years | . | . | 0.7 | 0.9 |
| 5-9 | . | . | 0.6 | 0.6 |
| 10-14 | . | . | 0.5 | 0.7 |
| 15-17 | 1 | 5.9 | 1.2 | 1.3 |
| 18-19 | 1 | 5.9 | 1.5 | 1.7 |
| 20-24 | 3 | 17.6 | 5.0 | 5.3 |
| 25-29 | 6 | 35.3 | 5.8 | 5.9 |
| 30-34 | 3 | 17.6 | 6.3 | 5.6 |
| 35-39 | 1 | 5.9 | 5.6 | 5.0 |
| 40-44 | . | . | 5.5 | 5.0 |
| 45-49 | 1 | 5.9 | 5.6 | 6.2 |
| 50-54 | . | . | 6.8 | 7.2 |
| 55-59 | . | . | 6.9 | 7.2 |
| 60-64 | . | . | 6.2 | 6.8 |
| 65-69 | . | . | 7.4 | 7.2 |
| 70-74 | 1 | 5.9 | 6.6 | 7.2 |
| 75-79 | . | . | 7.4 | 7.6 |
| 80-84 | . | . | 8.8 | 8.1 |
| 85-89 | . | . | 6.9 | 6.2 |
| 90 + | . | . | 3.6 | 3.3 |
| Unknown | . | . | . | . |
| DISCHARGE STATUS | | | | |
| Home self care | 15 | 88.2 | 69.9 | 68.3 |
| Another hospital | 2 | 11.8 | 3.0 | 1.9 |
| Skilled nursing facility | . | . | 11.4 | 11.8 |
| Intermediate care | . | . | 0.5 | 0.2 |
| Another type of institution | . | . | 2.3 | 4.5 |
| Under care of home service | . | . | 8.0 | 9.1 |
| Left against medical advice | . | . | 0.5 | 0.6 |
| Under care of a home iv provider | . | . | . | 0.0 |
| Expired | . | . | 2.0 | 2.5 |
| Not reported | . | . | 2.4 | 1.0 |
| PRIMARY PAYER | | | | |
| Medicare | 1 | 5.9 | 39.1 | 38.7 |
| Medicaid | 8 | 47.1 | 10.9 | 12.0 |
| Other government | . | . | 1.1 | 2.0 |
| Blue Cross/Blue Shield | 2 | 11.8 | 9.8 | 8.7 |
| Other commercial | . | . | 6.2 | 7.6 |
| Managed care | 4 | 23.5 | 26.2 | 22.6 |
| Self pay | 1 | 5.9 | 4.0 | 4.1 |
| Industrial/Worker's Comp | 1 | 5.9 | 0.4 | 0.7 |
| Charity | . | . | 2.1 | 3.3 |
| Children's Health Insurance Plan | . | . | 0.2 | 0.1 |
| Not reported | . | . | 0.1 | 0.1 |
| LOCAL HEALTH DISTRICT | | | | |
| Bear River | . | . | 0.1 | 3.9 |
| Central Utah | 1 | 5.9 | 0.4 | 2.6 |
| Davis County | . | . | 0.2 | 8.9 |
| Salt Lake County | . | . | 57.9 | 39.7 |
| Southeastern Utah | . | . | 0.3 | 2.1 |
| Southwest Utah | . | . | 0.3 | 9.1 |
| Summit County | . | . | 0.1 | 0.8 |
| Tooele County | . | . | 0.2 | 2.1 |
| TriCounty | . | . | 0.1 | 1.8 |
| Utah County | 16 | 94.1 | 37.6 | 12.6 |
| Wasatch County | . | . | 0.2 | 0.4 |
| Weber/Morgan | . | . | 0.2 | 10.7 |
| Unknown Utah | . | . | . | 0.0 |
| Outside Utah | . | . | 2.3 | 5.4 |
| Unknown | . | . | 0.1 | 0.1 |

* All general acute care hospitals only.

Table 22
 Utah Hospital ED - Inpatient Profile
 January 1 to December 31, 2009

PARK CITY MEDICAL CENTER # OF ENCOUNTERS: 89
 PEER GROUP: Acute, rural, high CMI (n=6) COUNTY: Summit
 AFFILIATION: Intermountain Healthcare E.R. BEDS: .

| Patient Profile | Encounters | | | |
|----------------------------------|------------|------------|--------|----------|
| | Hospital # | Hospital % | Peer % | State* % |
| GENDER | | | | |
| Female | 45 | 50.6 | 52.0 | 54.1 |
| Male | 44 | 49.4 | 48.0 | 45.9 |
| Unknown | . | . | . | 0.0 |
| Not reported | . | . | . | . |
| AGE | | | | |
| 1-28 days | . | . | 0.4 | 0.2 |
| 29-365 days | . | . | 1.3 | 0.7 |
| 1-4 years | 1 | 1.1 | 2.1 | 0.9 |
| 5-9 | . | . | 1.1 | 0.6 |
| 10-14 | 1 | 1.1 | 1.0 | 0.7 |
| 15-17 | 1 | 1.1 | 1.3 | 1.3 |
| 18-19 | 1 | 1.1 | 1.4 | 1.7 |
| 20-24 | 8 | 9.0 | 4.1 | 5.3 |
| 25-29 | 3 | 3.4 | 4.1 | 5.9 |
| 30-34 | 2 | 2.2 | 3.7 | 5.6 |
| 35-39 | 6 | 6.7 | 3.4 | 5.0 |
| 40-44 | 8 | 9.0 | 3.6 | 5.0 |
| 45-49 | 3 | 3.4 | 5.0 | 6.2 |
| 50-54 | 9 | 10.1 | 5.7 | 7.2 |
| 55-59 | 10 | 11.2 | 6.3 | 7.2 |
| 60-64 | 6 | 6.7 | 6.3 | 6.8 |
| 65-69 | 11 | 12.4 | 8.2 | 7.2 |
| 70-74 | 6 | 6.7 | 9.6 | 7.2 |
| 75-79 | 3 | 3.4 | 9.7 | 7.6 |
| 80-84 | 5 | 5.6 | 10.3 | 8.1 |
| 85-89 | 3 | 3.4 | 7.7 | 6.2 |
| 90 + | 2 | 2.2 | 3.9 | 3.3 |
| Unknown | . | . | . | . |
| DISCHARGE STATUS | | | | |
| Home self care | 65 | 73.0 | 68.0 | 68.3 |
| Another hospital | 10 | 11.2 | 2.9 | 1.9 |
| Skilled nursing facility | 3 | 3.4 | 13.6 | 11.8 |
| Intermediate care | . | . | 0.1 | 0.2 |
| Another type of institution | . | . | 4.8 | 4.5 |
| Under care of home service | 10 | 11.2 | 7.9 | 9.1 |
| Left against medical advice | 1 | 1.1 | 0.5 | 0.6 |
| Under care of a home iv provider | . | . | 0.0 | 0.0 |
| Expired | . | . | 2.2 | 2.5 |
| Not reported | . | . | 0.1 | 1.0 |
| PRIMARY PAYER | | | | |
| Medicare | 29 | 32.6 | 47.5 | 38.7 |
| Medicaid | 7 | 7.9 | 11.2 | 12.0 |
| Other government | . | . | 1.5 | 2.0 |
| Blue Cross/Blue Shield | 7 | 7.9 | 8.1 | 8.7 |
| Other commercial | 7 | 7.9 | 8.6 | 7.6 |
| Managed care | 31 | 34.8 | 17.3 | 22.6 |
| Self pay | 2 | 2.2 | 2.1 | 4.1 |
| Industrial/Worker's Comp | 4 | 4.5 | 0.6 | 0.7 |
| Charity | 1 | 1.1 | 2.8 | 3.3 |
| Children's Health Insurance Plan | . | . | 0.3 | 0.1 |
| Not reported | 1 | 1.1 | 0.1 | 0.1 |
| LOCAL HEALTH DISTRICT | | | | |
| Bear River | . | . | 18.7 | 3.9 |
| Central Utah | . | . | 0.4 | 2.6 |
| Davis County | 2 | 2.2 | 0.4 | 8.9 |
| Salt Lake County | 6 | 6.7 | 1.3 | 39.7 |
| Southeastern Utah | . | . | 8.1 | 2.1 |
| Southwest Utah | . | . | 54.8 | 9.1 |
| Summit County | 57 | 64.0 | 0.5 | 0.8 |
| Tooele County | . | . | 0.1 | 2.1 |
| TriCounty | 1 | 1.1 | 5.0 | 1.8 |
| Utah County | . | . | 0.6 | 12.6 |
| Wasatch County | 7 | 7.9 | 0.1 | 0.4 |
| Weber/Morgan | 1 | 1.1 | 0.4 | 10.7 |
| Unknown Utah | . | . | . | 0.0 |
| Outside Utah | 15 | 16.9 | 9.4 | 5.4 |
| Unknown | . | . | 0.1 | 0.1 |

* All general acute care hospitals only.

Table 22
Utah Hospital ED - Inpatient Profile
January 1 to December 31, 2009

PIONEER VALLEY HOSPITAL # OF ENCOUNTERS: 2,065
PEER GROUP: Acute, urban, lower medium CMI (n=6) COUNTY: Salt Lake
AFFILIATION: IASIS Healthcare E.R. BEDS: 18

| Patient Profile | Encounters | | | |
|----------------------------------|------------|------------|--------|----------|
| | Hospital # | Hospital % | Peer % | State* % |
| GENDER | | | | |
| Female | 1,119 | 54.2 | 54.2 | 54.1 |
| Male | 946 | 45.8 | 45.8 | 45.9 |
| Unknown | . | . | . | 0.0 |
| Not reported | . | . | . | . |
| AGE | | | | |
| 1-28 days | . | . | 0.1 | 0.2 |
| 29-365 days | . | . | 0.6 | 0.7 |
| 1-4 years | . | . | 0.8 | 0.9 |
| 5-9 | . | . | 0.5 | 0.6 |
| 10-14 | 12 | 0.6 | 0.5 | 0.7 |
| 15-17 | 26 | 1.3 | 0.9 | 1.3 |
| 18-19 | 35 | 1.7 | 1.5 | 1.7 |
| 20-24 | 77 | 3.7 | 4.9 | 5.3 |
| 25-29 | 126 | 6.1 | 5.6 | 5.9 |
| 30-34 | 122 | 5.9 | 5.6 | 5.6 |
| 35-39 | 154 | 7.5 | 5.7 | 5.0 |
| 40-44 | 134 | 6.5 | 5.5 | 5.0 |
| 45-49 | 162 | 7.8 | 6.9 | 6.2 |
| 50-54 | 151 | 7.3 | 7.4 | 7.2 |
| 55-59 | 134 | 6.5 | 7.2 | 7.2 |
| 60-64 | 172 | 8.3 | 6.9 | 6.8 |
| 65-69 | 184 | 8.9 | 6.8 | 7.2 |
| 70-74 | 167 | 8.1 | 6.9 | 7.2 |
| 75-79 | 137 | 6.6 | 7.7 | 7.6 |
| 80-84 | 139 | 6.7 | 8.4 | 8.1 |
| 85-89 | 101 | 4.9 | 6.4 | 6.2 |
| 90 + | 32 | 1.5 | 3.2 | 3.3 |
| Unknown | . | . | . | . |
| DISCHARGE STATUS | | | | |
| Home self care | 1,456 | 70.5 | 68.4 | 68.3 |
| Another hospital | 69 | 3.3 | 2.2 | 1.9 |
| Skilled nursing facility | 178 | 8.6 | 12.0 | 11.8 |
| Intermediate care | 1 | 0.0 | 0.2 | 0.2 |
| Another type of institution | 2 | 0.1 | 3.3 | 4.5 |
| Under care of home service | 141 | 6.8 | 8.0 | 9.1 |
| Left against medical advice | 32 | 1.5 | 1.3 | 0.6 |
| Under care of a home iv provider | . | . | . | 0.0 |
| Expired | 52 | 2.5 | 2.3 | 2.5 |
| Not reported | 134 | 6.5 | 2.2 | 1.0 |
| PRIMARY PAYER | | | | |
| Medicare | 760 | 36.8 | 37.7 | 38.7 |
| Medicaid | 405 | 19.6 | 11.5 | 12.0 |
| Other government | 27 | 1.3 | 2.2 | 2.0 |
| Blue Cross/Blue Shield | 127 | 6.2 | 9.3 | 8.7 |
| Other commercial | 124 | 6.0 | 5.9 | 7.6 |
| Managed care | 354 | 17.1 | 24.0 | 22.6 |
| Self pay | 236 | 11.4 | 5.4 | 4.1 |
| Industrial/Worker's Comp | 2 | 0.1 | 0.4 | 0.7 |
| Charity | 27 | 1.3 | 3.5 | 3.3 |
| Children's Health Insurance Plan | 3 | 0.1 | 0.0 | 0.1 |
| Not reported | . | . | 0.0 | 0.1 |
| LOCAL HEALTH DISTRICT | | | | |
| Bear River | 1 | 0.0 | 1.5 | 3.9 |
| Central Utah | 1 | 0.0 | 0.5 | 2.6 |
| Davis County | 12 | 0.6 | 32.0 | 8.9 |
| Salt Lake County | 1,922 | 93.1 | 34.7 | 39.7 |
| Southeastern Utah | 3 | 0.1 | 0.1 | 2.1 |
| Southwest Utah | 3 | 0.1 | 0.3 | 9.1 |
| Summit County | . | . | 0.3 | 0.8 |
| Tooele County | 25 | 1.2 | 0.7 | 2.1 |
| TriCounty | 1 | 0.0 | 0.1 | 1.8 |
| Utah County | 8 | 0.4 | 10.0 | 12.6 |
| Wasatch County | 1 | 0.0 | 0.1 | 0.4 |
| Weber/Morgan | . | . | 16.6 | 10.7 |
| Unknown Utah | . | . | 0.0 | 0.0 |
| Outside Utah | 68 | 3.3 | 2.7 | 5.4 |
| Unknown | 20 | 1.0 | 0.2 | 0.1 |

* All general acute care hospitals only.

Table 22
 Utah Hospital ED - Inpatient Profile
 January 1 to December 31, 2009

PRIMARY CHILDRENS MEDICAL CENTER # OF ENCOUNTERS: 7,378
 PEER GROUP: None (n=4) COUNTY: Salt Lake
 AFFILIATION: Intermountain Healthcare E.R. BEDS: 13

| Patient Profile | Encounters | | | |
|----------------------------------|------------|------------|--------|----------|
| | Hospital # | Hospital % | Peer % | State* % |
| GENDER | | | | |
| Female | 3,241 | 43.9 | . | 54.1 |
| Male | 4,137 | 56.1 | . | 45.9 |
| Unknown | . | . | . | 0.0 |
| Not reported | . | . | . | . |
| AGE | | | | |
| 1-28 days | 400 | 5.4 | . | 0.2 |
| 29-365 days | 1,720 | 23.3 | . | 0.7 |
| 1-4 years | 2,159 | 29.3 | . | 0.9 |
| 5-9 | 1,192 | 16.2 | . | 0.6 |
| 10-14 | 1,226 | 16.6 | . | 0.7 |
| 15-17 | 546 | 7.4 | . | 1.3 |
| 18-19 | 72 | 1.0 | . | 1.7 |
| 20-24 | 56 | 0.8 | . | 5.3 |
| 25-29 | 5 | 0.1 | . | 5.9 |
| 30-34 | 1 | 0.0 | . | 5.6 |
| 35-39 | 1 | 0.0 | . | 5.0 |
| 40-44 | . | . | . | 5.0 |
| 45-49 | . | . | . | 6.2 |
| 50-54 | . | . | . | 7.2 |
| 55-59 | . | . | . | 7.2 |
| 60-64 | . | . | . | 6.8 |
| 65-69 | . | . | . | 7.2 |
| 70-74 | . | . | . | 7.2 |
| 75-79 | . | . | . | 7.6 |
| 80-84 | . | . | . | 8.1 |
| 85-89 | . | . | . | 6.2 |
| 90 + | . | . | . | 3.3 |
| Unknown | . | . | . | . |
| DISCHARGE STATUS | | | | |
| Home self care | 6,506 | 88.2 | . | 68.3 |
| Another hospital | 10 | 0.1 | . | 1.9 |
| Skilled nursing facility | 12 | 0.2 | . | 11.8 |
| Intermediate care | . | . | . | 0.2 |
| Another type of institution | 99 | 1.3 | . | 4.5 |
| Under care of home service | 694 | 9.4 | . | 9.1 |
| Left against medical advice | 5 | 0.1 | . | 0.6 |
| Under care of a home iv provider | . | . | . | 0.0 |
| Expired | 49 | 0.7 | . | 2.5 |
| Not reported | 3 | 0.0 | . | 1.0 |
| PRIMARY PAYER | | | | |
| Medicare | 9 | 0.1 | . | 38.7 |
| Medicaid | 2,694 | 36.5 | . | 12.0 |
| Other government | 132 | 1.8 | . | 2.0 |
| Blue Cross/Blue Shield | 1,091 | 14.8 | . | 8.7 |
| Other commercial | 586 | 7.9 | . | 7.6 |
| Managed care | 2,584 | 35.0 | . | 22.6 |
| Self pay | 137 | 1.9 | . | 4.1 |
| Industrial/Worker's Comp | 4 | 0.1 | . | 0.7 |
| Charity | 21 | 0.3 | . | 3.3 |
| Children's Health Insurance Plan | 117 | 1.6 | . | 0.1 |
| Not reported | 3 | 0.0 | . | 0.1 |
| LOCAL HEALTH DISTRICT | | | | |
| Bear River | 162 | 2.2 | . | 3.9 |
| Central Utah | 82 | 1.1 | . | 2.6 |
| Davis County | 755 | 10.2 | . | 8.9 |
| Salt Lake County | 4,375 | 59.3 | . | 39.7 |
| Southeastern Utah | 31 | 0.4 | . | 2.1 |
| Southwest Utah | 64 | 0.9 | . | 9.1 |
| Summit County | 116 | 1.6 | . | 0.8 |
| Tooele County | 200 | 2.7 | . | 2.1 |
| TriCounty | 64 | 0.9 | . | 1.8 |
| Utah County | 665 | 9.0 | . | 12.6 |
| Wasatch County | 41 | 0.6 | . | 0.4 |
| Weber/Morgan | 301 | 4.1 | . | 10.7 |
| Unknown Utah | 1 | 0.0 | . | 0.0 |
| Outside Utah | 520 | 7.0 | . | 5.4 |
| Unknown | 1 | 0.0 | . | 0.1 |

* All general acute care hospitals only.

Table 22
Utah Hospital ED - Inpatient Profile
January 1 to December 31, 2009

RIVERTON HOSPITAL # OF ENCOUNTERS: 117
PEER GROUP: Acute, urban, low CMI (n=5) COUNTY: Salt Lake
AFFILIATION: Intermountain Healthcare E.R. BEDS: .

| Patient Profile | Encounters | | | |
|----------------------------------|------------|------------|--------|----------|
| | Hospital # | Hospital % | Peer % | State* % |
| GENDER | | | | |
| Female | 72 | 61.5 | 57.8 | 54.1 |
| Male | 45 | 38.5 | 42.2 | 45.9 |
| Unknown | . | . | . | 0.0 |
| Not reported | . | . | . | . |
| AGE | | | | |
| 1-28 days | . | . | 0.3 | 0.2 |
| 29-365 days | . | . | 0.7 | 0.7 |
| 1-4 years | . | . | 0.7 | 0.9 |
| 5-9 | . | . | 0.6 | 0.6 |
| 10-14 | 1 | 0.9 | 0.5 | 0.7 |
| 15-17 | 1 | 0.9 | 1.2 | 1.3 |
| 18-19 | 1 | 0.9 | 1.5 | 1.7 |
| 20-24 | 6 | 5.1 | 5.0 | 5.3 |
| 25-29 | 9 | 7.7 | 5.8 | 5.9 |
| 30-34 | 9 | 7.7 | 6.3 | 5.6 |
| 35-39 | 14 | 12.0 | 5.6 | 5.0 |
| 40-44 | 11 | 9.4 | 5.5 | 5.0 |
| 45-49 | 9 | 7.7 | 5.6 | 6.2 |
| 50-54 | 7 | 6.0 | 6.8 | 7.2 |
| 55-59 | 5 | 4.3 | 6.9 | 7.2 |
| 60-64 | 4 | 3.4 | 6.2 | 6.8 |
| 65-69 | 6 | 5.1 | 7.4 | 7.2 |
| 70-74 | 7 | 6.0 | 6.6 | 7.2 |
| 75-79 | 15 | 12.8 | 7.4 | 7.6 |
| 80-84 | 6 | 5.1 | 8.8 | 8.1 |
| 85-89 | 2 | 1.7 | 6.9 | 6.2 |
| 90 + | 4 | 3.4 | 3.6 | 3.3 |
| Unknown | . | . | . | . |
| DISCHARGE STATUS | | | | |
| Home self care | 103 | 88.0 | 69.9 | 68.3 |
| Another hospital | 3 | 2.6 | 3.0 | 1.9 |
| Skilled nursing facility | 3 | 2.6 | 11.4 | 11.8 |
| Intermediate care | . | . | 0.5 | 0.2 |
| Another type of institution | 3 | 2.6 | 2.3 | 4.5 |
| Under care of home service | 5 | 4.3 | 8.0 | 9.1 |
| Left against medical advice | . | . | 0.5 | 0.6 |
| Under care of a home iv provider | . | . | . | 0.0 |
| Expired | . | . | 2.0 | 2.5 |
| Not reported | . | . | 2.4 | 1.0 |
| PRIMARY PAYER | | | | |
| Medicare | 35 | 29.9 | 39.1 | 38.7 |
| Medicaid | 6 | 5.1 | 10.9 | 12.0 |
| Other government | 2 | 1.7 | 1.1 | 2.0 |
| Blue Cross/Blue Shield | 2 | 1.7 | 9.8 | 8.7 |
| Other commercial | 3 | 2.6 | 6.2 | 7.6 |
| Managed care | 57 | 48.7 | 26.2 | 22.6 |
| Self pay | . | . | 4.0 | 4.1 |
| Industrial/Worker's Comp | 4 | 3.4 | 0.4 | 0.7 |
| Charity | 8 | 6.8 | 2.1 | 3.3 |
| Children's Health Insurance Plan | . | . | 0.2 | 0.1 |
| Not reported | . | . | 0.1 | 0.1 |
| LOCAL HEALTH DISTRICT | | | | |
| Bear River | . | . | 0.1 | 3.9 |
| Central Utah | . | . | 0.4 | 2.6 |
| Davis County | 1 | 0.9 | 0.2 | 8.9 |
| Salt Lake County | 104 | 88.9 | 57.9 | 39.7 |
| Southeastern Utah | . | . | 0.3 | 2.1 |
| Southwest Utah | . | . | 0.3 | 9.1 |
| Summit County | . | . | 0.1 | 0.8 |
| Tooele County | . | . | 0.2 | 2.1 |
| TriCounty | . | . | 0.1 | 1.8 |
| Utah County | 9 | 7.7 | 37.6 | 12.6 |
| Wasatch County | . | . | 0.2 | 0.4 |
| Weber/Morgan | . | . | 0.2 | 10.7 |
| Unknown Utah | . | . | . | 0.0 |
| Outside Utah | 3 | 2.6 | 2.3 | 5.4 |
| Unknown | . | . | 0.1 | 0.1 |

* All general acute care hospitals only.

Table 22
Utah Hospital ED - Inpatient Profile
January 1 to December 31, 2009

SAN JUAN HOSPITAL-CAH # OF ENCOUNTERS: 183
PEER GROUP: Acute, rural, low CMI (n=16) COUNTY: San Juan
AFFILIATION: Management E.R. BEDS: 6

| Patient Profile | Encounters | | | |
|----------------------------------|------------|------------|--------|----------|
| | Hospital # | Hospital % | Peer % | State* % |
| GENDER | | | | |
| Female | 101 | 55.2 | 58.1 | 54.1 |
| Male | 82 | 44.8 | 41.9 | 45.9 |
| Unknown | . | . | 0.0 | 0.0 |
| Not reported | . | . | . | . |
| AGE | | | | |
| 1-28 days | . | . | 0.9 | 0.2 |
| 29-365 days | 10 | 5.5 | 1.9 | 0.7 |
| 1-4 years | 7 | 3.8 | 3.1 | 0.9 |
| 5-9 | 7 | 3.8 | 1.5 | 0.6 |
| 10-14 | 5 | 2.7 | 1.4 | 0.7 |
| 15-17 | 4 | 2.2 | 1.4 | 1.3 |
| 18-19 | 3 | 1.6 | 1.8 | 1.7 |
| 20-24 | 8 | 4.4 | 4.7 | 5.3 |
| 25-29 | 11 | 6.0 | 5.3 | 5.9 |
| 30-34 | 13 | 7.1 | 5.1 | 5.6 |
| 35-39 | 9 | 4.9 | 4.2 | 5.0 |
| 40-44 | 12 | 6.6 | 4.0 | 5.0 |
| 45-49 | 10 | 5.5 | 5.0 | 6.2 |
| 50-54 | 12 | 6.6 | 6.3 | 7.2 |
| 55-59 | 11 | 6.0 | 5.9 | 7.2 |
| 60-64 | 9 | 4.9 | 6.7 | 6.8 |
| 65-69 | 17 | 9.3 | 7.8 | 7.2 |
| 70-74 | 5 | 2.7 | 7.2 | 7.2 |
| 75-79 | 9 | 4.9 | 7.6 | 7.6 |
| 80-84 | 8 | 4.4 | 7.8 | 8.1 |
| 85-89 | 8 | 4.4 | 6.6 | 6.2 |
| 90 + | 5 | 2.7 | 3.8 | 3.3 |
| Unknown | . | . | . | . |
| DISCHARGE STATUS | | | | |
| Home self care | 157 | 85.8 | 74.7 | 68.3 |
| Another hospital | 15 | 8.2 | 7.5 | 1.9 |
| Skilled nursing facility | 10 | 5.5 | 4.9 | 11.8 |
| Intermediate care | . | . | 0.5 | 0.2 |
| Another type of institution | . | . | 5.3 | 4.5 |
| Under care of home service | . | . | 4.6 | 9.1 |
| Left against medical advice | 1 | 0.5 | 0.4 | 0.6 |
| Under care of a home iv provider | . | . | . | 0.0 |
| Expired | . | . | 1.7 | 2.5 |
| Not reported | . | . | 0.3 | 1.0 |
| PRIMARY PAYER | | | | |
| Medicare | 50 | 27.3 | 37.7 | 38.7 |
| Medicaid | 40 | 21.9 | 13.6 | 12.0 |
| Other government | 4 | 2.2 | 2.5 | 2.0 |
| Blue Cross/Blue Shield | 25 | 13.7 | 8.6 | 8.7 |
| Other commercial | 14 | 7.7 | 7.4 | 7.6 |
| Managed care | 30 | 16.4 | 21.1 | 22.6 |
| Self pay | 19 | 10.4 | 7.4 | 4.1 |
| Industrial/Worker's Comp | 1 | 0.5 | 0.6 | 0.7 |
| Charity | . | . | 0.8 | 3.3 |
| Children's Health Insurance Plan | . | . | 0.3 | 0.1 |
| Not reported | . | . | 0.1 | 0.1 |
| LOCAL HEALTH DISTRICT | | | | |
| Bear River | 1 | 0.5 | 3.7 | 3.9 |
| Central Utah | 1 | 0.5 | 31.4 | 2.6 |
| Davis County | . | . | 0.2 | 8.9 |
| Salt Lake County | 1 | 0.5 | 1.2 | 39.7 |
| Southeastern Utah | 156 | 85.2 | 8.6 | 2.1 |
| Southwest Utah | . | . | 10.2 | 9.1 |
| Summit County | . | . | 0.4 | 0.8 |
| Tooele County | . | . | 22.3 | 2.1 |
| TriCounty | . | . | 13.0 | 1.8 |
| Utah County | . | . | 0.9 | 12.6 |
| Wasatch County | . | . | 2.0 | 0.4 |
| Weber/Morgan | . | . | 0.2 | 10.7 |
| Unknown Utah | . | . | . | 0.0 |
| Outside Utah | 24 | 13.1 | 5.8 | 5.4 |
| Unknown | . | . | 0.1 | 0.1 |

* All general acute care hospitals only.

Table 22
 Utah Hospital ED - Inpatient Profile
 January 1 to December 31, 2009

SANPETE VALLEY HOSPITAL-CAH # OF ENCOUNTERS: 201
 PEER GROUP: Acute, rural, low CMI (n=16) COUNTY: Sanpete
 AFFILIATION: Intermountain Healthcare E.R. BEDS: 3

| Patient Profile | Encounters | | | |
|----------------------------------|------------|------------|--------|----------|
| | Hospital # | Hospital % | Peer % | State* % |
| GENDER | | | | |
| Female | 98 | 48.8 | 58.1 | 54.1 |
| Male | 103 | 51.2 | 41.9 | 45.9 |
| Unknown | . | . | 0.0 | 0.0 |
| Not reported | . | . | . | . |
| AGE | | | | |
| 1-28 days | 2 | 1.0 | 0.9 | 0.2 |
| 29-365 days | 8 | 4.0 | 1.9 | 0.7 |
| 1-4 years | 11 | 5.5 | 3.1 | 0.9 |
| 5-9 | 7 | 3.5 | 1.5 | 0.6 |
| 10-14 | 3 | 1.5 | 1.4 | 0.7 |
| 15-17 | 4 | 2.0 | 1.4 | 1.3 |
| 18-19 | 7 | 3.5 | 1.8 | 1.7 |
| 20-24 | 8 | 4.0 | 4.7 | 5.3 |
| 25-29 | 7 | 3.5 | 5.3 | 5.9 |
| 30-34 | 7 | 3.5 | 5.1 | 5.6 |
| 35-39 | 14 | 7.0 | 4.2 | 5.0 |
| 40-44 | 5 | 2.5 | 4.0 | 5.0 |
| 45-49 | 12 | 6.0 | 5.0 | 6.2 |
| 50-54 | 16 | 8.0 | 6.3 | 7.2 |
| 55-59 | 16 | 8.0 | 5.9 | 7.2 |
| 60-64 | 19 | 9.5 | 6.7 | 6.8 |
| 65-69 | 18 | 9.0 | 7.8 | 7.2 |
| 70-74 | 8 | 4.0 | 7.2 | 7.2 |
| 75-79 | 7 | 3.5 | 7.6 | 7.6 |
| 80-84 | 9 | 4.5 | 7.8 | 8.1 |
| 85-89 | 9 | 4.5 | 6.6 | 6.2 |
| 90 + | 4 | 2.0 | 3.8 | 3.3 |
| Unknown | . | . | . | . |
| DISCHARGE STATUS | | | | |
| Home self care | 165 | 82.1 | 74.7 | 68.3 |
| Another hospital | 23 | 11.4 | 7.5 | 1.9 |
| Skilled nursing facility | 6 | 3.0 | 4.9 | 11.8 |
| Intermediate care | 1 | 0.5 | 0.5 | 0.2 |
| Another type of institution | 5 | 2.5 | 5.3 | 4.5 |
| Under care of home service | 1 | 0.5 | 4.6 | 9.1 |
| Left against medical advice | . | . | 0.4 | 0.6 |
| Under care of a home iv provider | . | . | . | 0.0 |
| Expired | . | . | 1.7 | 2.5 |
| Not reported | . | . | 0.3 | 1.0 |
| PRIMARY PAYER | | | | |
| Medicare | 41 | 20.4 | 37.7 | 38.7 |
| Medicaid | 39 | 19.4 | 13.6 | 12.0 |
| Other government | 4 | 2.0 | 2.5 | 2.0 |
| Blue Cross/Blue Shield | 7 | 3.5 | 8.6 | 8.7 |
| Other commercial | 15 | 7.5 | 7.4 | 7.6 |
| Managed care | 74 | 36.8 | 21.1 | 22.6 |
| Self pay | 16 | 8.0 | 7.4 | 4.1 |
| Industrial/Worker's Comp | . | . | 0.6 | 0.7 |
| Charity | 2 | 1.0 | 0.8 | 3.3 |
| Children's Health Insurance Plan | 3 | 1.5 | 0.3 | 0.1 |
| Not reported | . | . | 0.1 | 0.1 |
| LOCAL HEALTH DISTRICT | | | | |
| Bear River | . | . | 3.7 | 3.9 |
| Central Utah | 183 | 91.0 | 31.4 | 2.6 |
| Davis County | . | . | 0.2 | 8.9 |
| Salt Lake County | 6 | 3.0 | 1.2 | 39.7 |
| Southeastern Utah | . | . | 8.6 | 2.1 |
| Southwest Utah | 3 | 1.5 | 10.2 | 9.1 |
| Summit County | . | . | 0.4 | 0.8 |
| Tooele County | . | . | 22.3 | 2.1 |
| TriCounty | 2 | 1.0 | 13.0 | 1.8 |
| Utah County | 4 | 2.0 | 0.9 | 12.6 |
| Wasatch County | . | . | 2.0 | 0.4 |
| Weber/Morgan | . | . | 0.2 | 10.7 |
| Unknown Utah | . | . | . | 0.0 |
| Outside Utah | 3 | 1.5 | 5.8 | 5.4 |
| Unknown | . | . | 0.1 | 0.1 |

* All general acute care hospitals only.

Table 22
 Utah Hospital ED - Inpatient Profile
 January 1 to December 31, 2009

SEVIER VALLEY MEDICAL CENTER # OF ENCOUNTERS: 438
 PEER GROUP: Acute, rural, low CMI (n=16) COUNTY: Sevier
 AFFILIATION: Intermountain Healthcare E.R. BEDS: 3

| Patient Profile | Encounters | | | |
|----------------------------------|------------|------------|--------|----------|
| | Hospital # | Hospital % | Peer % | State* % |
| GENDER | | | | |
| Female | 272 | 62.1 | 58.1 | 54.1 |
| Male | 166 | 37.9 | 41.9 | 45.9 |
| Unknown | . | . | 0.0 | 0.0 |
| Not reported | . | . | . | . |
| AGE | | | | |
| 1-28 days | 1 | 0.2 | 0.9 | 0.2 |
| 29-365 days | 6 | 1.4 | 1.9 | 0.7 |
| 1-4 years | 19 | 4.3 | 3.1 | 0.9 |
| 5-9 | 3 | 0.7 | 1.5 | 0.6 |
| 10-14 | 7 | 1.6 | 1.4 | 0.7 |
| 15-17 | 4 | 0.9 | 1.4 | 1.3 |
| 18-19 | 8 | 1.8 | 1.8 | 1.7 |
| 20-24 | 15 | 3.4 | 4.7 | 5.3 |
| 25-29 | 9 | 2.1 | 5.3 | 5.9 |
| 30-34 | 15 | 3.4 | 5.1 | 5.6 |
| 35-39 | 16 | 3.7 | 4.2 | 5.0 |
| 40-44 | 14 | 3.2 | 4.0 | 5.0 |
| 45-49 | 19 | 4.3 | 5.0 | 6.2 |
| 50-54 | 20 | 4.6 | 6.3 | 7.2 |
| 55-59 | 23 | 5.3 | 5.9 | 7.2 |
| 60-64 | 28 | 6.4 | 6.7 | 6.8 |
| 65-69 | 41 | 9.4 | 7.8 | 7.2 |
| 70-74 | 40 | 9.1 | 7.2 | 7.2 |
| 75-79 | 50 | 11.4 | 7.6 | 7.6 |
| 80-84 | 37 | 8.4 | 7.8 | 8.1 |
| 85-89 | 31 | 7.1 | 6.6 | 6.2 |
| 90 + | 32 | 7.3 | 3.8 | 3.3 |
| Unknown | . | . | . | . |
| DISCHARGE STATUS | | | | |
| Home self care | 264 | 60.3 | 74.7 | 68.3 |
| Another hospital | 43 | 9.8 | 7.5 | 1.9 |
| Skilled nursing facility | 51 | 11.6 | 4.9 | 11.8 |
| Intermediate care | . | . | 0.5 | 0.2 |
| Another type of institution | 11 | 2.5 | 5.3 | 4.5 |
| Under care of home service | 55 | 12.6 | 4.6 | 9.1 |
| Left against medical advice | 1 | 0.2 | 0.4 | 0.6 |
| Under care of a home iv provider | . | . | . | 0.0 |
| Expired | 12 | 2.7 | 1.7 | 2.5 |
| Not reported | 1 | 0.2 | 0.3 | 1.0 |
| PRIMARY PAYER | | | | |
| Medicare | 210 | 47.9 | 37.7 | 38.7 |
| Medicaid | 42 | 9.6 | 13.6 | 12.0 |
| Other government | 8 | 1.8 | 2.5 | 2.0 |
| Blue Cross/Blue Shield | 20 | 4.6 | 8.6 | 8.7 |
| Other commercial | 22 | 5.0 | 7.4 | 7.6 |
| Managed care | 109 | 24.9 | 21.1 | 22.6 |
| Self pay | 9 | 2.1 | 7.4 | 4.1 |
| Industrial/Worker's Comp | 6 | 1.4 | 0.6 | 0.7 |
| Charity | 9 | 2.1 | 0.8 | 3.3 |
| Children's Health Insurance Plan | 3 | 0.7 | 0.3 | 0.1 |
| Not reported | . | . | 0.1 | 0.1 |
| LOCAL HEALTH DISTRICT | | | | |
| Bear River | . | . | 3.7 | 3.9 |
| Central Utah | 398 | 90.9 | 31.4 | 2.6 |
| Davis County | 2 | 0.5 | 0.2 | 8.9 |
| Salt Lake County | 3 | 0.7 | 1.2 | 39.7 |
| Southeastern Utah | 4 | 0.9 | 8.6 | 2.1 |
| Southwest Utah | 9 | 2.1 | 10.2 | 9.1 |
| Summit County | . | . | 0.4 | 0.8 |
| Tooele County | . | . | 22.3 | 2.1 |
| TriCounty | . | . | 13.0 | 1.8 |
| Utah County | 5 | 1.1 | 0.9 | 12.6 |
| Wasatch County | . | . | 2.0 | 0.4 |
| Weber/Morgan | 1 | 0.2 | 0.2 | 10.7 |
| Unknown Utah | . | . | . | 0.0 |
| Outside Utah | 16 | 3.7 | 5.8 | 5.4 |
| Unknown | . | . | 0.1 | 0.1 |

* All general acute care hospitals only.

Table 22
Utah Hospital ED - Inpatient Profile
January 1 to December 31, 2009

SALT LAKE REGIONAL MEDICAL CENTER # OF ENCOUNTERS: 1,221
PEER GROUP: Acute, urban, upper medium CMI (n=4) COUNTY: Salt Lake
AFFILIATION: IASIS Healthcare E.R. BEDS: 15

| Patient Profile | Encounters | | | |
|----------------------------------|------------|------------|--------|----------|
| | Hospital # | Hospital % | Peer % | State* % |
| GENDER | | | | |
| Female | 702 | 57.5 | 53.6 | 54.1 |
| Male | 519 | 42.5 | 46.4 | 45.9 |
| Unknown | . | . | . | 0.0 |
| Not reported | . | . | . | . |
| AGE | | | | |
| 1-28 days | . | . | 0.2 | 0.2 |
| 29-365 days | . | . | 0.8 | 0.7 |
| 1-4 years | . | . | 0.8 | 0.9 |
| 5-9 | . | . | 0.6 | 0.6 |
| 10-14 | 1 | 0.1 | 1.0 | 0.7 |
| 15-17 | 5 | 0.4 | 1.4 | 1.3 |
| 18-19 | 8 | 0.7 | 1.4 | 1.7 |
| 20-24 | 29 | 2.4 | 4.6 | 5.3 |
| 25-29 | 41 | 3.4 | 5.0 | 5.9 |
| 30-34 | 59 | 4.8 | 4.9 | 5.6 |
| 35-39 | 54 | 4.4 | 4.4 | 5.0 |
| 40-44 | 52 | 4.3 | 5.0 | 5.0 |
| 45-49 | 90 | 7.4 | 6.3 | 6.2 |
| 50-54 | 107 | 8.8 | 7.4 | 7.2 |
| 55-59 | 77 | 6.3 | 7.1 | 7.2 |
| 60-64 | 110 | 9.0 | 6.6 | 6.8 |
| 65-69 | 96 | 7.9 | 7.1 | 7.2 |
| 70-74 | 104 | 8.5 | 7.7 | 7.2 |
| 75-79 | 73 | 6.0 | 8.1 | 7.6 |
| 80-84 | 125 | 10.2 | 8.8 | 8.1 |
| 85-89 | 98 | 8.0 | 6.8 | 6.2 |
| 90 + | 92 | 7.5 | 4.1 | 3.3 |
| Unknown | . | . | . | . |
| DISCHARGE STATUS | | | | |
| Home self care | 730 | 59.8 | 66.1 | 68.3 |
| Another hospital | 12 | 1.0 | 0.8 | 1.9 |
| Skilled nursing facility | 183 | 15.0 | 13.4 | 11.8 |
| Intermediate care | 1 | 0.1 | 0.0 | 0.2 |
| Another type of institution | 4 | 0.3 | 4.9 | 4.5 |
| Under care of home service | 140 | 11.5 | 10.3 | 9.1 |
| Left against medical advice | 27 | 2.2 | 0.5 | 0.6 |
| Under care of a home iv provider | . | . | 0.0 | 0.0 |
| Expired | 29 | 2.4 | 2.8 | 2.5 |
| Not reported | 95 | 7.8 | 1.1 | 1.0 |
| PRIMARY PAYER | | | | |
| Medicare | 620 | 50.8 | 41.7 | 38.7 |
| Medicaid | 195 | 16.0 | 11.3 | 12.0 |
| Other government | 14 | 1.1 | 2.7 | 2.0 |
| Blue Cross/Blue Shield | 87 | 7.1 | 8.7 | 8.7 |
| Other commercial | 41 | 3.4 | 6.5 | 7.6 |
| Managed care | 122 | 10.0 | 21.6 | 22.6 |
| Self pay | 128 | 10.5 | 2.3 | 4.1 |
| Industrial/Worker's Comp | 3 | 0.2 | 0.4 | 0.7 |
| Charity | 10 | 0.8 | 4.3 | 3.3 |
| Children's Health Insurance Plan | 1 | 0.1 | 0.2 | 0.1 |
| Not reported | . | . | 0.2 | 0.1 |
| LOCAL HEALTH DISTRICT | | | | |
| Bear River | 5 | 0.4 | 1.8 | 3.9 |
| Central Utah | 4 | 0.3 | 1.7 | 2.6 |
| Davis County | 33 | 2.7 | 7.8 | 8.9 |
| Salt Lake County | 1,061 | 86.9 | 29.7 | 39.7 |
| Southeastern Utah | 1 | 0.1 | 0.7 | 2.1 |
| Southwest Utah | 6 | 0.5 | 0.5 | 9.1 |
| Summit County | 16 | 1.3 | 0.5 | 0.8 |
| Tooele County | 10 | 0.8 | 0.4 | 2.1 |
| TriCounty | 3 | 0.2 | 0.2 | 1.8 |
| Utah County | 11 | 0.9 | 23.4 | 12.6 |
| Wasatch County | 1 | 0.1 | 0.4 | 0.4 |
| Weber/Morgan | 12 | 1.0 | 29.5 | 10.7 |
| Unknown Utah | 1 | 0.1 | 0.0 | 0.0 |
| Outside Utah | 57 | 4.7 | 3.2 | 5.4 |
| Unknown | . | . | 0.0 | 0.1 |

* All general acute care hospitals only.

Table 22
Utah Hospital ED - Inpatient Profile
January 1 to December 31, 2009

ST MARKS HOSPITAL # OF ENCOUNTERS: 5,173
PEER GROUP: Acute, urban, upper medium CMI (n=4) COUNTY: Salt Lake
AFFILIATION: Mountainstar Healthcare E.R. BEDS: 21

| Patient Profile | Encounters | | | |
|----------------------------------|------------|------------|--------|----------|
| | Hospital # | Hospital % | Peer % | State* % |
| GENDER | | | | |
| Female | 2,990 | 57.8 | 53.6 | 54.1 |
| Male | 2,183 | 42.2 | 46.4 | 45.9 |
| Unknown | . | . | . | 0.0 |
| Not reported | . | . | . | . |
| AGE | | | | |
| 1-28 days | . | . | 0.2 | 0.2 |
| 29-365 days | . | . | 0.8 | 0.7 |
| 1-4 years | . | . | 0.8 | 0.9 |
| 5-9 | . | . | 0.6 | 0.6 |
| 10-14 | 1 | 0.0 | 1.0 | 0.7 |
| 15-17 | 22 | 0.4 | 1.4 | 1.3 |
| 18-19 | 34 | 0.7 | 1.4 | 1.7 |
| 20-24 | 139 | 2.7 | 4.6 | 5.3 |
| 25-29 | 182 | 3.5 | 5.0 | 5.9 |
| 30-34 | 199 | 3.8 | 4.9 | 5.6 |
| 35-39 | 203 | 3.9 | 4.4 | 5.0 |
| 40-44 | 247 | 4.8 | 5.0 | 5.0 |
| 45-49 | 296 | 5.7 | 6.3 | 6.2 |
| 50-54 | 344 | 6.6 | 7.4 | 7.2 |
| 55-59 | 371 | 7.2 | 7.1 | 7.2 |
| 60-64 | 367 | 7.1 | 6.6 | 6.8 |
| 65-69 | 406 | 7.8 | 7.1 | 7.2 |
| 70-74 | 480 | 9.3 | 7.7 | 7.2 |
| 75-79 | 479 | 9.3 | 8.1 | 7.6 |
| 80-84 | 587 | 11.3 | 8.8 | 8.1 |
| 85-89 | 480 | 9.3 | 6.8 | 6.2 |
| 90 + | 336 | 6.5 | 4.1 | 3.3 |
| Unknown | . | . | . | . |
| DISCHARGE STATUS | | | | |
| Home self care | 3,020 | 58.4 | 66.1 | 68.3 |
| Another hospital | 24 | 0.5 | 0.8 | 1.9 |
| Skilled nursing facility | 1,106 | 21.4 | 13.4 | 11.8 |
| Intermediate care | 2 | 0.0 | 0.0 | 0.2 |
| Another type of institution | 226 | 4.4 | 4.9 | 4.5 |
| Under care of home service | 557 | 10.8 | 10.3 | 9.1 |
| Left against medical advice | 48 | 0.9 | 0.5 | 0.6 |
| Under care of a home iv provider | . | . | 0.0 | 0.0 |
| Expired | 188 | 3.6 | 2.8 | 2.5 |
| Not reported | 2 | 0.0 | 1.1 | 1.0 |
| PRIMARY PAYER | | | | |
| Medicare | 2,363 | 45.7 | 41.7 | 38.7 |
| Medicaid | 464 | 9.0 | 11.3 | 12.0 |
| Other government | 51 | 1.0 | 2.7 | 2.0 |
| Blue Cross/Blue Shield | 893 | 17.3 | 8.7 | 8.7 |
| Other commercial | 205 | 4.0 | 6.5 | 7.6 |
| Managed care | 886 | 17.1 | 21.6 | 22.6 |
| Self pay | 244 | 4.7 | 2.3 | 4.1 |
| Industrial/Worker's Comp | 10 | 0.2 | 0.4 | 0.7 |
| Charity | 47 | 0.9 | 4.3 | 3.3 |
| Children's Health Insurance Plan | . | . | 0.2 | 0.1 |
| Not reported | 10 | 0.2 | 0.2 | 0.1 |
| LOCAL HEALTH DISTRICT | | | | |
| Bear River | 8 | 0.2 | 1.8 | 3.9 |
| Central Utah | 11 | 0.2 | 1.7 | 2.6 |
| Davis County | 50 | 1.0 | 7.8 | 8.9 |
| Salt Lake County | 4,719 | 91.2 | 29.7 | 39.7 |
| Southeastern Utah | 7 | 0.1 | 0.7 | 2.1 |
| Southwest Utah | 9 | 0.2 | 0.5 | 9.1 |
| Summit County | 62 | 1.2 | 0.5 | 0.8 |
| Tooele County | 56 | 1.1 | 0.4 | 2.1 |
| TriCounty | 6 | 0.1 | 0.2 | 1.8 |
| Utah County | 57 | 1.1 | 23.4 | 12.6 |
| Wasatch County | 13 | 0.3 | 0.4 | 0.4 |
| Weber/Morgan | 11 | 0.2 | 29.5 | 10.7 |
| Unknown Utah | 2 | 0.0 | 0.0 | 0.0 |
| Outside Utah | 159 | 3.1 | 3.2 | 5.4 |
| Unknown | 3 | 0.1 | 0.0 | 0.1 |

* All general acute care hospitals only.

Table 22
Utah Hospital ED - Inpatient Profile
January 1 to December 31, 2009

TIMPANOGOS REGIONAL HOSPITAL # OF ENCOUNTERS: 1,268
PEER GROUP: Acute, urban, low CMI (n=5) COUNTY: Utah
AFFILIATION: Mountainstar Healthcare E.R. BEDS: 6

| Patient Profile | Encounters | | | |
|----------------------------------|------------|------------|--------|----------|
| | Hospital # | Hospital % | Peer % | State* % |
| GENDER | | | | |
| Female | 735 | 58.0 | 57.8 | 54.1 |
| Male | 533 | 42.0 | 42.2 | 45.9 |
| Unknown | . | . | . | 0.0 |
| Not reported | . | . | . | . |
| AGE | | | | |
| 1-28 days | 7 | 0.6 | 0.3 | 0.2 |
| 29-365 days | 10 | 0.8 | 0.7 | 0.7 |
| 1-4 years | 16 | 1.3 | 0.7 | 0.9 |
| 5-9 | 14 | 1.1 | 0.6 | 0.6 |
| 10-14 | 8 | 0.6 | 0.5 | 0.7 |
| 15-17 | 13 | 1.0 | 1.2 | 1.3 |
| 18-19 | 23 | 1.8 | 1.5 | 1.7 |
| 20-24 | 95 | 7.5 | 5.0 | 5.3 |
| 25-29 | 82 | 6.5 | 5.8 | 5.9 |
| 30-34 | 74 | 5.8 | 6.3 | 5.6 |
| 35-39 | 47 | 3.7 | 5.6 | 5.0 |
| 40-44 | 55 | 4.3 | 5.5 | 5.0 |
| 45-49 | 54 | 4.3 | 5.6 | 6.2 |
| 50-54 | 92 | 7.3 | 6.8 | 7.2 |
| 55-59 | 78 | 6.2 | 6.9 | 7.2 |
| 60-64 | 62 | 4.9 | 6.2 | 6.8 |
| 65-69 | 82 | 6.5 | 7.4 | 7.2 |
| 70-74 | 84 | 6.6 | 6.6 | 7.2 |
| 75-79 | 92 | 7.3 | 7.4 | 7.6 |
| 80-84 | 131 | 10.3 | 8.8 | 8.1 |
| 85-89 | 89 | 7.0 | 6.9 | 6.2 |
| 90 + | 60 | 4.7 | 3.6 | 3.3 |
| Unknown | . | . | . | . |
| DISCHARGE STATUS | | | | |
| Home self care | 862 | 68.0 | 69.9 | 68.3 |
| Another hospital | 19 | 1.5 | 3.0 | 1.9 |
| Skilled nursing facility | 166 | 13.1 | 11.4 | 11.8 |
| Intermediate care | . | . | 0.5 | 0.2 |
| Another type of institution | 28 | 2.2 | 2.3 | 4.5 |
| Under care of home service | 160 | 12.6 | 8.0 | 9.1 |
| Left against medical advice | 5 | 0.4 | 0.5 | 0.6 |
| Under care of a home iv provider | . | . | . | 0.0 |
| Expired | 28 | 2.2 | 2.0 | 2.5 |
| Not reported | . | . | 2.4 | 1.0 |
| PRIMARY PAYER | | | | |
| Medicare | 458 | 36.1 | 39.1 | 38.7 |
| Medicaid | 158 | 12.5 | 10.9 | 12.0 |
| Other government | 7 | 0.6 | 1.1 | 2.0 |
| Blue Cross/Blue Shield | 214 | 16.9 | 9.8 | 8.7 |
| Other commercial | 59 | 4.7 | 6.2 | 7.6 |
| Managed care | 304 | 24.0 | 26.2 | 22.6 |
| Self pay | 49 | 3.9 | 4.0 | 4.1 |
| Industrial/Worker's Comp | 5 | 0.4 | 0.4 | 0.7 |
| Charity | 12 | 0.9 | 2.1 | 3.3 |
| Children's Health Insurance Plan | . | . | 0.2 | 0.1 |
| Not reported | 2 | 0.2 | 0.1 | 0.1 |
| LOCAL HEALTH DISTRICT | | | | |
| Bear River | 1 | 0.1 | 0.1 | 3.9 |
| Central Utah | 18 | 1.4 | 0.4 | 2.6 |
| Davis County | . | . | 0.2 | 8.9 |
| Salt Lake County | 22 | 1.7 | 57.9 | 39.7 |
| Southeastern Utah | 13 | 1.0 | 0.3 | 2.1 |
| Southwest Utah | 4 | 0.3 | 0.3 | 9.1 |
| Summit County | 1 | 0.1 | 0.1 | 0.8 |
| Tooele County | . | . | 0.2 | 2.1 |
| TriCounty | 2 | 0.2 | 0.1 | 1.8 |
| Utah County | 1,157 | 91.2 | 37.6 | 12.6 |
| Wasatch County | 11 | 0.9 | 0.2 | 0.4 |
| Weber/Morgan | 2 | 0.2 | 0.2 | 10.7 |
| Unknown Utah | . | . | . | 0.0 |
| Outside Utah | 36 | 2.8 | 2.3 | 5.4 |
| Unknown | 1 | 0.1 | 0.1 | 0.1 |

* All general acute care hospitals only.

Table 22
 Utah Hospital ED - Inpatient Profile
 January 1 to December 31, 2009

UINTAH BASIN MEDICAL CENTER # OF ENCOUNTERS: 598
 PEER GROUP: Acute, rural, low CMI (n=16) COUNTY: Duchesne
 AFFILIATION: Freestanding E.R. BEDS: 7

| Patient Profile | Encounters | | | |
|----------------------------------|------------|------------|--------|----------|
| | Hospital # | Hospital % | Peer % | State* % |
| GENDER | | | | |
| Female | 318 | 53.2 | 58.1 | 54.1 |
| Male | 279 | 46.7 | 41.9 | 45.9 |
| Unknown | 1 | 0.2 | 0.0 | 0.0 |
| Not reported | . | . | . | . |
| AGE | | | | |
| 1-28 days | 7 | 1.2 | 0.9 | 0.2 |
| 29-365 days | 11 | 1.8 | 1.9 | 0.7 |
| 1-4 years | 19 | 3.2 | 3.1 | 0.9 |
| 5-9 | 4 | 0.7 | 1.5 | 0.6 |
| 10-14 | 8 | 1.3 | 1.4 | 0.7 |
| 15-17 | 6 | 1.0 | 1.4 | 1.3 |
| 18-19 | 3 | 0.5 | 1.8 | 1.7 |
| 20-24 | 30 | 5.0 | 4.7 | 5.3 |
| 25-29 | 29 | 4.8 | 5.3 | 5.9 |
| 30-34 | 31 | 5.2 | 5.1 | 5.6 |
| 35-39 | 32 | 5.4 | 4.2 | 5.0 |
| 40-44 | 25 | 4.2 | 4.0 | 5.0 |
| 45-49 | 32 | 5.4 | 5.0 | 6.2 |
| 50-54 | 53 | 8.9 | 6.3 | 7.2 |
| 55-59 | 48 | 8.0 | 5.9 | 7.2 |
| 60-64 | 45 | 7.5 | 6.7 | 6.8 |
| 65-69 | 47 | 7.9 | 7.8 | 7.2 |
| 70-74 | 40 | 6.7 | 7.2 | 7.2 |
| 75-79 | 42 | 7.0 | 7.6 | 7.6 |
| 80-84 | 34 | 5.7 | 7.8 | 8.1 |
| 85-89 | 34 | 5.7 | 6.6 | 6.2 |
| 90 + | 18 | 3.0 | 3.8 | 3.3 |
| Unknown | . | . | . | . |
| DISCHARGE STATUS | | | | |
| Home self care | 475 | 79.4 | 74.7 | 68.3 |
| Another hospital | 45 | 7.5 | 7.5 | 1.9 |
| Skilled nursing facility | 37 | 6.2 | 4.9 | 11.8 |
| Intermediate care | . | . | 0.5 | 0.2 |
| Another type of institution | 27 | 4.5 | 5.3 | 4.5 |
| Under care of home service | 2 | 0.3 | 4.6 | 9.1 |
| Left against medical advice | 2 | 0.3 | 0.4 | 0.6 |
| Under care of a home iv provider | . | . | . | 0.0 |
| Expired | 10 | 1.7 | 1.7 | 2.5 |
| Not reported | . | . | 0.3 | 1.0 |
| PRIMARY PAYER | | | | |
| Medicare | 208 | 34.8 | 37.7 | 38.7 |
| Medicaid | 71 | 11.9 | 13.6 | 12.0 |
| Other government | 48 | 8.0 | 2.5 | 2.0 |
| Blue Cross/Blue Shield | 39 | 6.5 | 8.6 | 8.7 |
| Other commercial | 50 | 8.4 | 7.4 | 7.6 |
| Managed care | 109 | 18.2 | 21.1 | 22.6 |
| Self pay | 68 | 11.4 | 7.4 | 4.1 |
| Industrial/Worker's Comp | 4 | 0.7 | 0.6 | 0.7 |
| Charity | . | . | 0.8 | 3.3 |
| Children's Health Insurance Plan | 1 | 0.2 | 0.3 | 0.1 |
| Not reported | . | . | 0.1 | 0.1 |
| LOCAL HEALTH DISTRICT | | | | |
| Bear River | . | . | 3.7 | 3.9 |
| Central Utah | . | . | 31.4 | 2.6 |
| Davis County | 2 | 0.3 | 0.2 | 8.9 |
| Salt Lake County | 5 | 0.8 | 1.2 | 39.7 |
| Southeastern Utah | . | . | 8.6 | 2.1 |
| Southwest Utah | 2 | 0.3 | 10.2 | 9.1 |
| Summit County | . | . | 0.4 | 0.8 |
| Tooele County | . | . | 22.3 | 2.1 |
| TriCounty | 583 | 97.5 | 13.0 | 1.8 |
| Utah County | 1 | 0.2 | 0.9 | 12.6 |
| Wasatch County | . | . | 2.0 | 0.4 |
| Weber/Morgan | . | . | 0.2 | 10.7 |
| Unknown Utah | . | . | . | 0.0 |
| Outside Utah | 5 | 0.8 | 5.8 | 5.4 |
| Unknown | . | . | 0.1 | 0.1 |

* All general acute care hospitals only.

Table 22
 Utah Hospital ED - Inpatient Profile
 January 1 to December 31, 2009

UHC UNIVERSITY HOSPITALS & CLINICS # OF ENCOUNTERS: 8,852
 PEER GROUP: Acute, urban, high CMI (n=3) COUNTY: Salt Lake
 AFFILIATION: University Healthcare E.R. BEDS: 28

| Patient Profile | Encounters | | | |
|----------------------------------|------------|------------|--------|----------|
| | Hospital # | Hospital % | Peer % | State* % |
| GENDER | | | | |
| Female | 4,891 | 55.3 | 53.0 | 54.1 |
| Male | 3,961 | 44.7 | 47.0 | 45.9 |
| Unknown | . | . | . | 0.0 |
| Not reported | . | . | . | . |
| AGE | | | | |
| 1-28 days | 3 | 0.0 | 0.0 | 0.2 |
| 29-365 days | . | . | . | 0.7 |
| 1-4 years | 12 | 0.1 | 0.1 | 0.9 |
| 5-9 | 4 | 0.0 | 0.0 | 0.6 |
| 10-14 | 22 | 0.2 | 0.2 | 0.7 |
| 15-17 | 189 | 2.1 | 1.6 | 1.3 |
| 18-19 | 290 | 3.3 | 2.3 | 1.7 |
| 20-24 | 874 | 9.9 | 7.1 | 5.3 |
| 25-29 | 1,064 | 12.0 | 8.4 | 5.9 |
| 30-34 | 835 | 9.4 | 7.0 | 5.6 |
| 35-39 | 637 | 7.2 | 6.0 | 5.0 |
| 40-44 | 548 | 6.2 | 5.7 | 5.0 |
| 45-49 | 586 | 6.6 | 6.9 | 6.2 |
| 50-54 | 618 | 7.0 | 8.0 | 7.2 |
| 55-59 | 607 | 6.9 | 8.1 | 7.2 |
| 60-64 | 569 | 6.4 | 7.4 | 6.8 |
| 65-69 | 444 | 5.0 | 6.9 | 7.2 |
| 70-74 | 436 | 4.9 | 6.0 | 7.2 |
| 75-79 | 372 | 4.2 | 6.2 | 7.6 |
| 80-84 | 368 | 4.2 | 5.9 | 8.1 |
| 85-89 | 265 | 3.0 | 4.3 | 6.2 |
| 90 + | 109 | 1.2 | 2.0 | 3.3 |
| Unknown | . | . | . | . |
| DISCHARGE STATUS | | | | |
| Home self care | 6,499 | 73.4 | 68.6 | 68.3 |
| Another hospital | 44 | 0.5 | 0.5 | 1.9 |
| Skilled nursing facility | 865 | 9.8 | 10.8 | 11.8 |
| Intermediate care | 32 | 0.4 | 0.2 | 0.2 |
| Another type of institution | 495 | 5.6 | 5.6 | 4.5 |
| Under care of home service | 627 | 7.1 | 10.8 | 9.1 |
| Left against medical advice | 28 | 0.3 | 0.4 | 0.6 |
| Under care of a home iv provider | . | . | 0.0 | 0.0 |
| Expired | 246 | 2.8 | 2.8 | 2.5 |
| Not reported | 16 | 0.2 | 0.3 | 1.0 |
| PRIMARY PAYER | | | | |
| Medicare | 2,204 | 24.9 | 31.2 | 38.7 |
| Medicaid | 1,787 | 20.2 | 13.7 | 12.0 |
| Other government | 243 | 2.7 | 1.8 | 2.0 |
| Blue Cross/Blue Shield | 1,147 | 13.0 | 8.2 | 8.7 |
| Other commercial | 934 | 10.6 | 10.1 | 7.6 |
| Managed care | 1,433 | 16.2 | 24.5 | 22.6 |
| Self pay | 935 | 10.6 | 5.3 | 4.1 |
| Industrial/Worker's Comp | 115 | 1.3 | 1.4 | 0.7 |
| Charity | 42 | 0.5 | 3.6 | 3.3 |
| Children's Health Insurance Plan | 4 | 0.0 | 0.0 | 0.1 |
| Not reported | 8 | 0.1 | 0.2 | 0.1 |
| LOCAL HEALTH DISTRICT | | | | |
| Bear River | 81 | 0.9 | 0.8 | 3.9 |
| Central Utah | 50 | 0.6 | 0.5 | 2.6 |
| Davis County | 659 | 7.4 | 5.0 | 8.9 |
| Salt Lake County | 5,706 | 64.5 | 75.8 | 39.7 |
| Southeastern Utah | 72 | 0.8 | 0.5 | 2.1 |
| Southwest Utah | 59 | 0.7 | 0.8 | 9.1 |
| Summit County | 254 | 2.9 | 1.9 | 0.8 |
| Tooele County | 235 | 2.7 | 2.0 | 2.1 |
| TriCounty | 131 | 1.5 | 0.8 | 1.8 |
| Utah County | 216 | 2.4 | 2.2 | 12.6 |
| Wasatch County | 52 | 0.6 | 0.4 | 0.4 |
| Weber/Morgan | 146 | 1.6 | 1.0 | 10.7 |
| Unknown Utah | . | . | 0.0 | 0.0 |
| Outside Utah | 1,191 | 13.5 | 8.3 | 5.4 |
| Unknown | . | . | 0.0 | 0.1 |

* All general acute care hospitals only.

Table 22
 Utah Hospital ED - Inpatient Profile
 January 1 to December 31, 2009

UHC HUNTSMAN CANCER HOSPITAL # OF ENCOUNTERS: 437
 PEER GROUP: None (n=4) COUNTY: Salt Lake
 AFFILIATION: University Healthcare E.R. BEDS: 0

| Patient Profile | Encounters | | | |
|----------------------------------|------------|------------|--------|----------|
| | Hospital # | Hospital % | Peer % | State* % |
| GENDER | | | | |
| Female | 212 | 48.5 | . | 54.1 |
| Male | 225 | 51.5 | . | 45.9 |
| Unknown | . | . | . | 0.0 |
| Not reported | . | . | . | . |
| AGE | | | | |
| 1-28 days | . | . | . | 0.2 |
| 29-365 days | . | . | . | 0.7 |
| 1-4 years | . | . | . | 0.9 |
| 5-9 | . | . | . | 0.6 |
| 10-14 | . | . | . | 0.7 |
| 15-17 | . | . | . | 1.3 |
| 18-19 | . | . | . | 1.7 |
| 20-24 | 7 | 1.6 | . | 5.3 |
| 25-29 | 20 | 4.6 | . | 5.9 |
| 30-34 | 20 | 4.6 | . | 5.6 |
| 35-39 | 14 | 3.2 | . | 5.0 |
| 40-44 | 15 | 3.4 | . | 5.0 |
| 45-49 | 32 | 7.3 | . | 6.2 |
| 50-54 | 48 | 11.0 | . | 7.2 |
| 55-59 | 42 | 9.6 | . | 7.2 |
| 60-64 | 53 | 12.1 | . | 6.8 |
| 65-69 | 65 | 14.9 | . | 7.2 |
| 70-74 | 49 | 11.2 | . | 7.2 |
| 75-79 | 38 | 8.7 | . | 7.6 |
| 80-84 | 19 | 4.3 | . | 8.1 |
| 85-89 | 14 | 3.2 | . | 6.2 |
| 90 + | 1 | 0.2 | . | 3.3 |
| Unknown | . | . | . | . |
| DISCHARGE STATUS | | | | |
| Home self care | 219 | 50.1 | . | 68.3 |
| Another hospital | 2 | 0.5 | . | 1.9 |
| Skilled nursing facility | 64 | 14.6 | . | 11.8 |
| Intermediate care | . | . | . | 0.2 |
| Another type of institution | 5 | 1.1 | . | 4.5 |
| Under care of home service | 130 | 29.7 | . | 9.1 |
| Left against medical advice | 1 | 0.2 | . | 0.6 |
| Under care of a home iv provider | . | . | . | 0.0 |
| Expired | 16 | 3.7 | . | 2.5 |
| Not reported | . | . | . | 1.0 |
| PRIMARY PAYER | | | | |
| Medicare | 167 | 38.2 | . | 38.7 |
| Medicaid | 47 | 10.8 | . | 12.0 |
| Other government | 3 | 0.7 | . | 2.0 |
| Blue Cross/Blue Shield | 71 | 16.2 | . | 8.7 |
| Other commercial | 43 | 9.8 | . | 7.6 |
| Managed care | 80 | 18.3 | . | 22.6 |
| Self pay | 24 | 5.5 | . | 4.1 |
| Industrial/Worker's Comp | . | . | . | 0.7 |
| Charity | 2 | 0.5 | . | 3.3 |
| Children's Health Insurance Plan | . | . | . | 0.1 |
| Not reported | . | . | . | 0.1 |
| LOCAL HEALTH DISTRICT | | | | |
| Bear River | 9 | 2.1 | . | 3.9 |
| Central Utah | 1 | 0.2 | . | 2.6 |
| Davis County | 59 | 13.5 | . | 8.9 |
| Salt Lake County | 220 | 50.3 | . | 39.7 |
| Southeastern Utah | 8 | 1.8 | . | 2.1 |
| Southwest Utah | 3 | 0.7 | . | 9.1 |
| Summit County | 19 | 4.3 | . | 0.8 |
| Tooele County | 11 | 2.5 | . | 2.1 |
| TriCounty | 9 | 2.1 | . | 1.8 |
| Utah County | 22 | 5.0 | . | 12.6 |
| Wasatch County | 1 | 0.2 | . | 0.4 |
| Weber/Morgan | 17 | 3.9 | . | 10.7 |
| Unknown Utah | . | . | . | 0.0 |
| Outside Utah | 58 | 13.3 | . | 5.4 |
| Unknown | . | . | . | 0.1 |

* All general acute care hospitals only.

Table 22
Utah Hospital ED - Inpatient Profile
January 1 to December 31, 2009

UTAH VALLEY REGIONAL MEDICAL CENTER # OF ENCOUNTERS: 5,606
PEER GROUP: Acute, urban, upper medium CMI (n=4) COUNTY: Utah
AFFILIATION: Intermountain Healthcare E.R. BEDS: 20

| Patient Profile | Encounters | | | |
|----------------------------------|---------------|---------------|-----------|-------------|
| | Hospital # | Hospital % | Peer % | State* % |
| GENDER | | | | |
| Female | 2,839 | 50.6 | 53.6 | 54.1 |
| Male | 2,767 | 49.4 | 46.4 | 45.9 |
| Unknown | . | . | . | 0.0 |
| Not reported | . | . | . | . |
| AGE | | | | |
| 1-28 days | 16 | 0.3 | 0.2 | 0.2 |
| 29-365 days | 53 | 0.9 | 0.8 | 0.7 |
| 1-4 years | 56 | 1.0 | 0.8 | 0.9 |
| 5-9 | 33 | 0.6 | 0.6 | 0.6 |
| 10-14 | 56 | 1.0 | 1.0 | 0.7 |
| 15-17 | 71 | 1.3 | 1.4 | 1.3 |
| 18-19 | 116 | 2.1 | 1.4 | 1.7 |
| 20-24 | 326 | 5.8 | 4.6 | 5.3 |
| 25-29 | 355 | 6.3 | 5.0 | 5.9 |
| 30-34 | 333 | 5.9 | 4.9 | 5.6 |
| 35-39 | 252 | 4.5 | 4.4 | 5.0 |
| 40-44 | 238 | 4.2 | 5.0 | 5.0 |
| 45-49 | 362 | 6.5 | 6.3 | 6.2 |
| 50-54 | 414 | 7.4 | 7.4 | 7.2 |
| 55-59 | 391 | 7.0 | 7.1 | 7.2 |
| 60-64 | 383 | 6.8 | 6.6 | 6.8 |
| 65-69 | 386 | 6.9 | 7.1 | 7.2 |
| 70-74 | 411 | 7.3 | 7.7 | 7.2 |
| 75-79 | 433 | 7.7 | 8.1 | 7.6 |
| 80-84 | 452 | 8.1 | 8.8 | 8.1 |
| 85-89 | 289 | 5.2 | 6.8 | 6.2 |
| 90 + | 180 | 3.2 | 4.1 | 3.3 |
| Unknown | . | . | . | . |
| DISCHARGE STATUS | | | | |
| Home self care | 3,953 | 70.5 | 66.1 | 68.3 |
| Another hospital | 41 | 0.7 | 0.8 | 1.9 |
| Skilled nursing facility | 532 | 9.5 | 13.4 | 11.8 |
| Intermediate care | . | . | 0.0 | 0.2 |
| Another type of institution | 368 | 6.6 | 4.9 | 4.5 |
| Under care of home service | 465 | 8.3 | 10.3 | 9.1 |
| Left against medical advice | 4 | 0.1 | 0.5 | 0.6 |
| Under care of a home iv provider | 3 | 0.1 | 0.0 | 0.0 |
| Expired | 134 | 2.4 | 2.8 | 2.5 |
| Not reported | 106 | 1.9 | 1.1 | 1.0 |
| PRIMARY PAYER | | | | |
| Medicare | 2,202 | 39.3 | 41.7 | 38.7 |
| Medicaid | 597 | 10.6 | 11.3 | 12.0 |
| Other government | 177 | 3.2 | 2.7 | 2.0 |
| Blue Cross/Blue Shield | 196 | 3.5 | 8.7 | 8.7 |
| Other commercial | 503 | 9.0 | 6.5 | 7.6 |
| Managed care | 1,542 | 27.5 | 21.6 | 22.6 |
| Self pay | 37 | 0.7 | 2.3 | 4.1 |
| Industrial/Worker's Comp | 52 | 0.9 | 0.4 | 0.7 |
| Charity | 257 | 4.6 | 4.3 | 3.3 |
| Children's Health Insurance Plan | 16 | 0.3 | 0.2 | 0.1 |
| Not reported | 27 | 0.5 | 0.2 | 0.1 |
| LOCAL HEALTH DISTRICT | | | | |
| Bear River | 10 | 0.2 | 1.8 | 3.9 |
| Central Utah | 326 | 5.8 | 1.7 | 2.6 |
| Davis County | 23 | 0.4 | 7.8 | 8.9 |
| Salt Lake County | 100 | 1.8 | 29.7 | 39.7 |
| Southeastern Utah | 127 | 2.3 | 0.7 | 2.1 |
| Southwest Utah | 76 | 1.4 | 0.5 | 9.1 |
| Summit County | 11 | 0.2 | 0.5 | 0.8 |
| Tooele County | 8 | 0.1 | 0.4 | 2.1 |
| TriCounty | 34 | 0.6 | 0.2 | 1.8 |
| Utah County | 4,605 | 82.1 | 23.4 | 12.6 |
| Wasatch County | 68 | 1.2 | 0.4 | 0.4 |
| Weber/Morgan | 7 | 0.1 | 29.5 | 10.7 |
| Unknown Utah | 1 | 0.0 | 0.0 | 0.0 |
| Outside Utah | 207 | 3.7 | 3.2 | 5.4 |
| Unknown | 3 | 0.1 | 0.0 | 0.1 |

* All general acute care hospitals only.

Table 22
Utah Hospital ED - Inpatient Profile
January 1 to December 31, 2009

VALLEY VIEW MEDICAL CENTER # OF ENCOUNTERS: 1,060
PEER GROUP: Acute, rural, high CMI (n=6) COUNTY: Iron
AFFILIATION: Intermountain Healthcare E.R. BEDS: 7

| Patient Profile | Encounters | | | |
|----------------------------------|------------|------------|--------|----------|
| | Hospital # | Hospital % | Peer % | State* % |
| GENDER | | | | |
| Female | 552 | 52.1 | 52.0 | 54.1 |
| Male | 508 | 47.9 | 48.0 | 45.9 |
| Unknown | . | . | . | 0.0 |
| Not reported | . | . | . | . |
| AGE | | | | |
| 1-28 days | 4 | 0.4 | 0.4 | 0.2 |
| 29-365 days | 22 | 2.1 | 1.3 | 0.7 |
| 1-4 years | 34 | 3.2 | 2.1 | 0.9 |
| 5-9 | 14 | 1.3 | 1.1 | 0.6 |
| 10-14 | 15 | 1.4 | 1.0 | 0.7 |
| 15-17 | 13 | 1.2 | 1.3 | 1.3 |
| 18-19 | 16 | 1.5 | 1.4 | 1.7 |
| 20-24 | 30 | 2.8 | 4.1 | 5.3 |
| 25-29 | 35 | 3.3 | 4.1 | 5.9 |
| 30-34 | 28 | 2.6 | 3.7 | 5.6 |
| 35-39 | 28 | 2.6 | 3.4 | 5.0 |
| 40-44 | 33 | 3.1 | 3.6 | 5.0 |
| 45-49 | 61 | 5.8 | 5.0 | 6.2 |
| 50-54 | 68 | 6.4 | 5.7 | 7.2 |
| 55-59 | 94 | 8.9 | 6.3 | 7.2 |
| 60-64 | 72 | 6.8 | 6.3 | 6.8 |
| 65-69 | 94 | 8.9 | 8.2 | 7.2 |
| 70-74 | 114 | 10.8 | 9.6 | 7.2 |
| 75-79 | 85 | 8.0 | 9.7 | 7.6 |
| 80-84 | 90 | 8.5 | 10.3 | 8.1 |
| 85-89 | 72 | 6.8 | 7.7 | 6.2 |
| 90 + | 38 | 3.6 | 3.9 | 3.3 |
| Unknown | . | . | . | . |
| DISCHARGE STATUS | | | | |
| Home self care | 664 | 62.6 | 68.0 | 68.3 |
| Another hospital | 70 | 6.6 | 2.9 | 1.9 |
| Skilled nursing facility | 176 | 16.6 | 13.6 | 11.8 |
| Intermediate care | . | . | 0.1 | 0.2 |
| Another type of institution | 10 | 0.9 | 4.8 | 4.5 |
| Under care of home service | 105 | 9.9 | 7.9 | 9.1 |
| Left against medical advice | 8 | 0.8 | 0.5 | 0.6 |
| Under care of a home iv provider | . | . | 0.0 | 0.0 |
| Expired | 26 | 2.5 | 2.2 | 2.5 |
| Not reported | 1 | 0.1 | 0.1 | 1.0 |
| PRIMARY PAYER | | | | |
| Medicare | 504 | 47.5 | 47.5 | 38.7 |
| Medicaid | 118 | 11.1 | 11.2 | 12.0 |
| Other government | 17 | 1.6 | 1.5 | 2.0 |
| Blue Cross/Blue Shield | 79 | 7.5 | 8.1 | 8.7 |
| Other commercial | 101 | 9.5 | 8.6 | 7.6 |
| Managed care | 189 | 17.8 | 17.3 | 22.6 |
| Self pay | 7 | 0.7 | 2.1 | 4.1 |
| Industrial/Worker's Comp | 4 | 0.4 | 0.6 | 0.7 |
| Charity | 36 | 3.4 | 2.8 | 3.3 |
| Children's Health Insurance Plan | 5 | 0.5 | 0.3 | 0.1 |
| Not reported | . | . | 0.1 | 0.1 |
| LOCAL HEALTH DISTRICT | | | | |
| Bear River | 1 | 0.1 | 18.7 | 3.9 |
| Central Utah | 8 | 0.8 | 0.4 | 2.6 |
| Davis County | 1 | 0.1 | 0.4 | 8.9 |
| Salt Lake County | 6 | 0.6 | 1.3 | 39.7 |
| Southeastern Utah | 2 | 0.2 | 8.1 | 2.1 |
| Southwest Utah | 945 | 89.2 | 54.8 | 9.1 |
| Summit County | . | . | 0.5 | 0.8 |
| Tooele County | 1 | 0.1 | 0.1 | 2.1 |
| TriCounty | . | . | 5.0 | 1.8 |
| Utah County | 1 | 0.1 | 0.6 | 12.6 |
| Wasatch County | . | . | 0.1 | 0.4 |
| Weber/Morgan | 4 | 0.4 | 0.4 | 10.7 |
| Unknown Utah | . | . | . | 0.0 |
| Outside Utah | 90 | 8.5 | 9.4 | 5.4 |
| Unknown | 1 | 0.1 | 0.1 | 0.1 |

* All general acute care hospitals only.

Table 23
ED Inpatient Encounters by Major Disease Category
January 1, 2009 to December 31, 2009

Health District of Hospital: Southeastern Utah
Inpatient Peer group: Acute, rural, low CMI (n=16)

County: Grand
Ownership: Government

ED beds: 3
Affiliation: Management

| Major disease category and ICD-9 code range* | Number of Encounters | | | Percent of Encounters | | | Total Charges*** | | | |
|---|----------------------|--------|---------|-----------------------|--------|---------|------------------|------------|--------|---------|
| | Hospital # | Peer # | State # | Hospital % | Peer % | State % | Hospital \$ | Hospital % | Peer % | State % |
| All Encounters | 259 | 4,522 | 86,035 | 100.0 | 100.0 | 100.0 | \$1,813,956 | 100.0 | 100.0 | 100.0 |
| Infectious and parasitic diseases 001-139 | 6 | 119 | 5,533 | 2.3 | 2.6 | 6.4 | \$48,652 | 2.7 | 2.7 | 9.1 |
| Neoplasms 140-239 | 1 | 32 | 1,186 | 0.4 | 0.7 | 1.4 | \$2,851 | 0.2 | 0.6 | 2.2 |
| Endocrine, nutritional, metab. & immunity disorders 240-279 | 16 | 319 | 3,762 | 6.2 | 7.1 | 4.4 | \$126,601 | 7.0 | 5.2 | 2.6 |
| Diseases of the Blood and Blood-Forming Organs 280-289 | 1 | 47 | 832 | 0.4 | 1.0 | 1.0 | \$3,264 | 0.2 | 1.1 | 0.8 |
| Mental disorders 290-319 | 4 | 76 | 5,594 | 1.5 | 1.7 | 6.5 | \$26,414 | 1.5 | 1.3 | 4.3 |
| Diseases of the nervous system and sense organs 320-389 | 1 | 55 | 1,757 | 0.4 | 1.2 | 2.0 | \$6,144 | 0.3 | 1.0 | 2.0 |
| Diseases of the circulatory system 390-459 | 40 | 529 | 12,977 | 15.4 | 11.7 | 15.1 | \$289,218 | 15.9 | 12.4 | 20.5 |
| Diseases of the respiratory system 460-519 | 41 | 930 | 11,993 | 15.8 | 20.6 | 13.9 | \$331,218 | 18.3 | 21.3 | 11.6 |
| Diseases of the digestive system 520-579 | 20 | 721 | 12,812 | 7.7 | 15.9 | 14.9 | \$153,142 | 8.4 | 19.5 | 13.8 |
| Diseases of the genitourinary system 580-629 | 13 | 292 | 4,210 | 5.0 | 6.5 | 4.9 | \$94,609 | 5.2 | 6.9 | 3.3 |
| Complications of pregn., childbirth, & puerperium 630-677 | 3 | 254 | 3,164 | 1.2 | 5.6 | 3.7 | \$16,112 | 0.9 | 3.5 | 1.7 |
| Diseases of the skin and subcutaneous tissue 680-709 | 1 | 81 | 1,384 | 0.4 | 1.8 | 1.6 | \$5,247 | 0.3 | 2.2 | 1.1 |
| Diseases of the musculoskeletal sys. & conn. tissue 710-739 | 7 | 78 | 1,416 | 2.7 | 1.7 | 1.6 | \$69,334 | 3.8 | 1.9 | 1.7 |
| Symptoms, signs, and ill-defined conditions 780-799 | 35 | 398 | 4,307 | 13.5 | 8.8 | 5.0 | \$184,139 | 10.2 | 6.9 | 2.8 |
| Injury and poisoning ** 800-999 | 18 | 490 | 14,342 | 6.9 | 10.8 | 16.7 | \$154,653 | 8.5 | 12.7 | 21.9 |
| Supplementary classification V01-V82 | 1 | 36 | 153 | 0.4 | 0.8 | 0.2 | \$3,103 | 0.2 | 0.1 | 0.1 |
| All other diagnoses | 51 | 56 | 56 | 19.7 | 1.2 | 0.1 | \$299,256 | 16.5 | 0.7 | 0.0 |

* Based on Principal Diagnosis.

** See Table 8 for subcategories of injury and poisoning.

*** Excludes professional fees.

Health District of Hospital: Salt Lake County
Inpatient Peer group: Acute, urban, low CMI (n=6)

County: Salt Lake
Ownership: Not for profit

ED beds: 17
Affiliation: Intermountain Healthcare

| Major disease category and ICD-9 code range* | Number of Encounters | | | Percent of Encounters | | | Total Charges*** | | | |
|---|----------------------|-----------|------------|-----------------------|-----------|------------|------------------|---------------|-----------|------------|
| | Hospital # | Peer # | State # | Hospital % | Peer % | State % | Hospital \$ | Hospital % | Peer % | State % |
| All Encounters | 1,956 | 8,614 | 86,035 | 100.0 | 100.0 | 100.0 | \$27,865,518 | 100.0 | 100.0 | 100.0 |
| Infectious and parasitic diseases 001-139 | 159 | 637 | 5,533 | 8.1 | 7.4 | 6.4 | \$3,173,932 | 11.4 | 10.5 | 9.1 |
| Neoplasms 140-239 | 21 | 72 | 1,186 | 1.1 | 0.8 | 1.4 | \$411,970 | 1.5 | 1.0 | 2.2 |
| Endocrine, nutritional, metab. & immunity disorders 240-279 | 121 | 447 | 3,762 | 6.2 | 5.2 | 4.4 | \$1,100,724 | 4.0 | 3.4 | 2.6 |
| Diseases of the Blood and Blood-Forming Organs 280-289 | 28 | 95 | 832 | 1.4 | 1.1 | 1.0 | \$314,214 | 1.1 | 1.0 | 0.8 |
| Mental disorders 290-319 | 20 | 128 | 5,594 | 1.0 | 1.5 | 6.5 | \$215,204 | 0.8 | 0.7 | 4.3 |
| Diseases of the nervous system and sense organs 320-389 | 31 | 149 | 1,757 | 1.6 | 1.7 | 2.0 | \$360,320 | 1.3 | 1.5 | 2.0 |
| Diseases of the circulatory system 390-459 | 222 | 1,233 | 12,977 | 11.3 | 14.3 | 15.1 | \$2,593,712 | 9.3 | 19.7 | 20.5 |
| Diseases of the respiratory system 460-519 | 290 | 1,232 | 11,993 | 14.8 | 14.3 | 13.9 | \$4,340,760 | 15.6 | 13.2 | 11.6 |
| Diseases of the digestive system 520-579 | 450 | 1,764 | 12,812 | 23.0 | 20.5 | 14.9 | \$6,839,886 | 24.5 | 21.1 | 13.8 |
| Diseases of the genitourinary system 580-629 | 165 | 625 | 4,210 | 8.4 | 7.3 | 4.9 | \$1,916,394 | 6.9 | 5.5 | 3.3 |
| Complications of pregn., childbirth, & puerperium 630-677 | 34 | 322 | 3,164 | 1.7 | 3.7 | 3.7 | \$270,927 | 1.0 | 2.2 | 1.7 |
| Diseases of the skin and subcutaneous tissue 680-709 | 35 | 152 | 1,384 | 1.8 | 1.8 | 1.6 | \$418,068 | 1.5 | 1.5 | 1.1 |
| Diseases of the musculoskeletal sys. & conn. tissue 710-739 | 18 | 116 | 1,416 | 0.9 | 1.3 | 1.6 | \$375,119 | 1.3 | 1.4 | 1.7 |
| Congenital Anomalies 740-759 | 2 | 8 | 164 | 0.1 | 0.1 | 0.2 | \$22,316 | 0.1 | 0.1 | 0.3 |
| Symptoms, signs, and ill-defined conditions 780-799 | 85 | 419 | 4,307 | 4.3 | 4.9 | 5.0 | \$674,936 | 2.4 | 3.1 | 2.8 |
| Injury and poisoning ** 800-999 | 273 | 1,181 | 14,342 | 14.0 | 13.7 | 16.7 | \$4,824,260 | 17.3 | 14.0 | 21.9 |
| Supplementary classification V01-V82 | 2 | 18 | 153 | 0.1 | 0.2 | 0.2 | \$12,775 | 0.0 | 0.1 | 0.1 |

* Based on Principal Diagnosis.

** See Table 8 for subcategories of injury and poisoning.

*** Excludes professional fees.

Health District of Hospital: Utah County
Inpatient Peer group: Acute, urban, low CMI (n=6)

County: Utah
Ownership: Not for profit

ED beds: 11
Affiliation: Intermountain Healthcare

| Major disease category and ICD-9 code range* | Number of Encounters | | | Percent of Encounters | | | Total Charges*** | | | |
|---|----------------------|--------|---------|-----------------------|--------|---------|------------------|------------|--------|---------|
| | Hospital # | Peer # | State # | Hospital % | Peer % | State % | Hospital \$ | Hospital % | Peer % | State % |
| All Encounters | 2,080 | 8,614 | 86,035 | 100.0 | 100.0 | 100.0 | \$29,572,741 | 100.0 | 100.0 | 100.0 |
| Infectious and parasitic diseases 001-139 | 189 | 637 | 5,533 | 9.1 | 7.4 | 6.4 | \$4,022,954 | 13.6 | 10.5 | 9.1 |
| Neoplasms 140-239 | 23 | 72 | 1,186 | 1.1 | 0.8 | 1.4 | \$467,786 | 1.6 | 1.0 | 2.2 |
| Endocrine, nutritional, metab. & immunity disorders 240-279 | 103 | 447 | 3,762 | 5.0 | 5.2 | 4.4 | \$1,060,270 | 3.6 | 3.4 | 2.6 |
| Diseases of the Blood and Blood-Forming Organs 280-289 | 30 | 95 | 832 | 1.4 | 1.1 | 1.0 | \$471,831 | 1.6 | 1.0 | 0.8 |
| Mental disorders 290-319 | 23 | 128 | 5,594 | 1.1 | 1.5 | 6.5 | \$242,035 | 0.8 | 0.7 | 4.3 |
| Diseases of the nervous system and sense organs 320-389 | 56 | 149 | 1,757 | 2.7 | 1.7 | 2.0 | \$769,450 | 2.6 | 1.5 | 2.0 |
| Diseases of the circulatory system 390-459 | 253 | 1,233 | 12,977 | 12.2 | 14.3 | 15.1 | \$3,392,604 | 11.5 | 19.7 | 20.5 |
| Diseases of the respiratory system 460-519 | 314 | 1,232 | 11,993 | 15.1 | 14.3 | 13.9 | \$3,884,178 | 13.1 | 13.2 | 11.6 |
| Diseases of the digestive system 520-579 | 371 | 1,764 | 12,812 | 17.8 | 20.5 | 14.9 | \$5,972,932 | 20.2 | 21.1 | 13.8 |
| Diseases of the genitourinary system 580-629 | 155 | 625 | 4,210 | 7.5 | 7.3 | 4.9 | \$1,916,954 | 6.5 | 5.5 | 3.3 |
| Complications of pregn., childbirth, & puerperium 630-677 | 50 | 322 | 3,164 | 2.4 | 3.7 | 3.7 | \$494,499 | 1.7 | 2.2 | 1.7 |
| Diseases of the skin and subcutaneous tissue 680-709 | 23 | 152 | 1,384 | 1.1 | 1.8 | 1.6 | \$243,722 | 0.8 | 1.5 | 1.1 |
| Diseases of the musculoskeletal sys. & conn. tissue 710-739 | 28 | 116 | 1,416 | 1.3 | 1.3 | 1.6 | \$404,524 | 1.4 | 1.4 | 1.7 |
| Congenital Anomalies 740-759 | 1 | 8 | 164 | 0.0 | 0.1 | 0.2 | \$15,578 | 0.1 | 0.1 | 0.3 |
| Certain conditions orig. in the perinatal period 760-779 | 14 | 16 | 393 | 0.7 | 0.2 | 0.5 | \$114,126 | 0.4 | 0.1 | 0.2 |
| Symptoms, signs, and ill-defined conditions 780-799 | 130 | 419 | 4,307 | 6.3 | 4.9 | 5.0 | \$1,247,377 | 4.2 | 3.1 | 2.8 |
| Injury and poisoning ** 800-999 | 314 | 1,181 | 14,342 | 15.1 | 13.7 | 16.7 | \$4,831,797 | 16.3 | 14.0 | 21.9 |
| Supplementary classification V01-V82 | 3 | 18 | 153 | 0.1 | 0.2 | 0.2 | \$20,126 | 0.1 | 0.1 | 0.1 |

* Based on Principal Diagnosis.

** See Table 8 for subcategories of injury and poisoning.

*** Excludes professional fees.

Health District of Hospital: TriCounty
Inpatient Peer group: Acute, rural, high CMI (n=7)

County: Uintah
Ownership: Investor-owned

ED beds: 5
Affiliation: Lifepoint Hospitals, Inc.

| Major disease category and ICD-9 code range* | Number of Encounters | | | Percent of Encounters | | | Total Charges*** | | | |
|---|----------------------|-----------|------------|-----------------------|-----------|------------|------------------|---------------|-----------|------------|
| | Hospital # | Peer # | State # | Hospital % | Peer % | State % | Hospital \$ | Hospital % | Peer % | State % |
| All Encounters | 619 | 11,594 | 86,035 | 100.0 | 100.0 | 100.0 | \$8,186,580 | 100.0 | 100.0 | 100.0 |
| Infectious and parasitic diseases 001-139 | 33 | 810 | 5,533 | 5.3 | 7.0 | 6.4 | \$467,617 | 5.7 | 10.6 | 9.1 |
| Neoplasms 140-239 | 1 | 139 | 1,186 | 0.2 | 1.2 | 1.4 | \$3,391 | 0.0 | 1.9 | 2.2 |
| Endocrine, nutritional, metab. & immunity disorders 240-279 | 25 | 483 | 3,762 | 4.0 | 4.2 | 4.4 | \$214,564 | 2.6 | 2.7 | 2.6 |
| Diseases of the Blood and Blood-Forming Organs 280-289 | 5 | 115 | 832 | 0.8 | 1.0 | 1.0 | \$32,798 | 0.4 | 0.9 | 0.8 |
| Mental disorders 290-319 | 9 | 618 | 5,594 | 1.5 | 5.3 | 6.5 | \$94,391 | 1.2 | 3.3 | 4.3 |
| Diseases of the nervous system and sense organs 320-389 | 8 | 213 | 1,757 | 1.3 | 1.8 | 2.0 | \$90,705 | 1.1 | 1.6 | 2.0 |
| Diseases of the circulatory system 390-459 | 80 | 1,942 | 12,977 | 12.9 | 16.8 | 15.1 | \$1,003,009 | 12.3 | 22.3 | 20.5 |
| Diseases of the respiratory system 460-519 | 139 | 1,631 | 11,993 | 22.5 | 14.1 | 13.9 | \$1,541,925 | 18.8 | 12.5 | 11.6 |
| Diseases of the digestive system 520-579 | 130 | 2,059 | 12,812 | 21.0 | 17.8 | 14.9 | \$2,083,682 | 25.5 | 16.9 | 13.8 |
| Diseases of the genitourinary system 580-629 | 33 | 709 | 4,210 | 5.3 | 6.1 | 4.9 | \$333,050 | 4.1 | 4.8 | 3.3 |
| Complications of pregn., childbirth, & puerperium 630-677 | 12 | 182 | 3,164 | 1.9 | 1.6 | 3.7 | \$107,353 | 1.3 | 1.0 | 1.7 |
| Diseases of the skin and subcutaneous tissue 680-709 | 17 | 165 | 1,384 | 2.7 | 1.4 | 1.6 | \$176,042 | 2.2 | 1.0 | 1.1 |
| Diseases of the musculoskeletal sys. & conn. tissue 710-739 | 4 | 173 | 1,416 | 0.6 | 1.5 | 1.6 | \$37,537 | 0.5 | 1.4 | 1.7 |
| Congenital Anomalies 740-759 | 1 | 8 | 164 | 0.2 | 0.1 | 0.2 | \$26,794 | 0.3 | 0.1 | 0.3 |
| Certain conditions orig. in the perinatal period 760-779 | 4 | 35 | 393 | 0.6 | 0.3 | 0.5 | \$29,846 | 0.4 | 0.1 | 0.2 |
| Symptoms, signs, and ill-defined conditions 780-799 | 26 | 600 | 4,307 | 4.2 | 5.2 | 5.0 | \$239,045 | 2.9 | 3.1 | 2.8 |
| Injury and poisoning ** 800-999 | 92 | 1,695 | 14,342 | 14.9 | 14.6 | 16.7 | \$1,704,831 | 20.8 | 15.6 | 21.9 |

* Based on Principal Diagnosis.

** See Table 8 for subcategories of injury and poisoning.

*** Excludes professional fees.

Health District of Hospital: Bear River
Inpatient Peer group: Acute, rural, low CMI (n=16)

County: Box Elder
Ownership: Not for profit

ED beds: 3
Affiliation: Intermountain Healthcare

| Major disease category and ICD-9 code range* | Number of Encounters | | | Percent of Encounters | | | Total Charges*** | | | |
|---|----------------------|--------|---------|-----------------------|--------|---------|------------------|------------|--------|---------|
| | Hospital # | Peer # | State # | Hospital % | Peer % | State % | Hospital \$ | Hospital % | Peer % | State % |
| All Encounters | 183 | 4,522 | 86,035 | 100.0 | 100.0 | 100.0 | \$1,783,813 | 100.0 | 100.0 | 100.0 |
| Infectious and parasitic diseases 001-139 | 1 | 119 | 5,533 | 0.5 | 2.6 | 6.4 | \$6,039 | 0.3 | 2.7 | 9.1 |
| Neoplasms 140-239 | 1 | 32 | 1,186 | 0.5 | 0.7 | 1.4 | \$15,915 | 0.9 | 0.6 | 2.2 |
| Endocrine, nutritional, metab. & immunity disorders 240-279 | 22 | 319 | 3,762 | 12.0 | 7.1 | 4.4 | \$153,357 | 8.6 | 5.2 | 2.6 |
| Diseases of the Blood and Blood-Forming Organs 280-289 | 1 | 47 | 832 | 0.5 | 1.0 | 1.0 | \$13,584 | 0.8 | 1.1 | 0.8 |
| Mental disorders 290-319 | 2 | 76 | 5,594 | 1.1 | 1.7 | 6.5 | \$12,705 | 0.7 | 1.3 | 4.3 |
| Diseases of the nervous system and sense organs 320-389 | 1 | 55 | 1,757 | 0.5 | 1.2 | 2.0 | \$11,990 | 0.7 | 1.0 | 2.0 |
| Diseases of the circulatory system 390-459 | 19 | 529 | 12,977 | 10.4 | 11.7 | 15.1 | \$159,387 | 8.9 | 12.4 | 20.5 |
| Diseases of the respiratory system 460-519 | 44 | 930 | 11,993 | 24.0 | 20.6 | 13.9 | \$344,127 | 19.3 | 21.3 | 11.6 |
| Diseases of the digestive system 520-579 | 31 | 721 | 12,812 | 16.9 | 15.9 | 14.9 | \$414,425 | 23.2 | 19.5 | 13.8 |
| Diseases of the genitourinary system 580-629 | 16 | 292 | 4,210 | 8.7 | 6.5 | 4.9 | \$136,335 | 7.6 | 6.9 | 3.3 |
| Diseases of the skin and subcutaneous tissue 680-709 | 2 | 81 | 1,384 | 1.1 | 1.8 | 1.6 | \$15,924 | 0.9 | 2.2 | 1.1 |
| Diseases of the musculoskeletal sys. & conn. tissue 710-739 | 2 | 78 | 1,416 | 1.1 | 1.7 | 1.6 | \$18,268 | 1.0 | 1.9 | 1.7 |
| Certain conditions orig. in the perinatal period 760-779 | 1 | 9 | 393 | 0.5 | 0.2 | 0.5 | \$5,555 | 0.3 | 0.2 | 0.2 |
| Symptoms, signs, and ill-defined conditions 780-799 | 7 | 398 | 4,307 | 3.8 | 8.8 | 5.0 | \$47,732 | 2.7 | 6.9 | 2.8 |
| Injury and poisoning ** 800-999 | 33 | 490 | 14,342 | 18.0 | 10.8 | 16.7 | \$428,471 | 24.0 | 12.7 | 21.9 |

* Based on Principal Diagnosis.

** See Table 8 for subcategories of injury and poisoning.

*** Excludes professional fees.

Table 23
ED Inpatient Encounters by Major Disease Category
January 1, 2009 to December 31, 2009

Health District of Hospital: Southwest Utah
Inpatient Peer group: Acute, rural, low CMI (n=16)

County: Beaver
Ownership: Government

ED beds: 2
Affiliation: Freestanding

| Major disease category and ICD-9 code range* | Number of Encounters | | | Percent of Encounters | | | Total Charges*** | | | |
|---|----------------------|--------|---------|-----------------------|--------|---------|------------------|------------|--------|---------|
| | Hospital # | Peer # | State # | Hospital % | Peer % | State % | Hospital \$ | Hospital % | Peer % | State % |
| All Encounters | 275 | 4,522 | 86,035 | 100.0 | 100.0 | 100.0 | \$1,898,318 | 100.0 | 100.0 | 100.0 |
| Infectious and parasitic diseases 001-139 | 6 | 119 | 5,533 | 2.2 | 2.6 | 6.4 | \$40,299 | 2.1 | 2.7 | 9.1 |
| Endocrine, nutritional, metab. & immunity disorders 240-279 | 16 | 319 | 3,762 | 5.8 | 7.1 | 4.4 | \$79,099 | 4.2 | 5.2 | 2.6 |
| Diseases of the Blood and Blood-Forming Organs 280-289 | 5 | 47 | 832 | 1.8 | 1.0 | 1.0 | \$34,729 | 1.8 | 1.1 | 0.8 |
| Mental disorders 290-319 | 1 | 76 | 5,594 | 0.4 | 1.7 | 6.5 | \$4,516 | 0.2 | 1.3 | 4.3 |
| Diseases of the nervous system and sense organs 320-389 | 7 | 55 | 1,757 | 2.5 | 1.2 | 2.0 | \$47,238 | 2.5 | 1.0 | 2.0 |
| Diseases of the circulatory system 390-459 | 28 | 529 | 12,977 | 10.2 | 11.7 | 15.1 | \$212,914 | 11.2 | 12.4 | 20.5 |
| Diseases of the respiratory system 460-519 | 55 | 930 | 11,993 | 20.0 | 20.6 | 13.9 | \$463,608 | 24.4 | 21.3 | 11.6 |
| Diseases of the digestive system 520-579 | 36 | 721 | 12,812 | 13.1 | 15.9 | 14.9 | \$327,806 | 17.3 | 19.5 | 13.8 |
| Diseases of the genitourinary system 580-629 | 15 | 292 | 4,210 | 5.5 | 6.5 | 4.9 | \$105,997 | 5.6 | 6.9 | 3.3 |
| Complications of pregn., childbirth, & puerperium 630-677 | 62 | 254 | 3,164 | 22.5 | 5.6 | 3.7 | \$256,068 | 13.5 | 3.5 | 1.7 |
| Diseases of the skin and subcutaneous tissue 680-709 | 7 | 81 | 1,384 | 2.5 | 1.8 | 1.6 | \$71,150 | 3.7 | 2.2 | 1.1 |
| Diseases of the musculoskeletal sys. & conn. tissue 710-739 | 2 | 78 | 1,416 | 0.7 | 1.7 | 1.6 | \$9,753 | 0.5 | 1.9 | 1.7 |
| Certain conditions orig. in the perinatal period 760-779 | 1 | 9 | 393 | 0.4 | 0.2 | 0.5 | \$2,068 | 0.1 | 0.2 | 0.2 |
| Symptoms, signs, and ill-defined conditions 780-799 | 11 | 398 | 4,307 | 4.0 | 8.8 | 5.0 | \$57,201 | 3.0 | 6.9 | 2.8 |
| Injury and poisoning ** 800-999 | 23 | 490 | 14,342 | 8.4 | 10.8 | 16.7 | \$185,873 | 9.8 | 12.7 | 21.9 |

* Based on Principal Diagnosis.

** See Table 8 for subcategories of injury and poisoning.

*** Excludes professional fees.

Health District of Hospital: Bear River
Inpatient Peer group: Acute, rural, high CMI (n=7)

County: Box Elder
Ownership: Investor-owned

ED beds: 5
Affiliation: Mountainstar Healthcare

| Major disease category and ICD-9 code range* | Number of Encounters | | | Percent of Encounters | | | Total Charges*** | | | |
|--|----------------------|-----------|------------|-----------------------|-----------|------------|------------------|---------------|-----------|------------|
| | Hospital # | Peer # | State # | Hospital % | Peer % | State % | Hospital \$ | Hospital % | Peer % | State % |
| All Encounters | 301 | 11,594 | 86,035 | 100.0 | 100.0 | 100.0 | \$4,246,021 | 100.0 | 100.0 | 100.0 |
| Infectious and parasitic diseases 001-139 | 12 | 810 | 5,533 | 4.0 | 7.0 | 6.4 | \$149,107 | 3.5 | 10.6 | 9.1 |
| Neoplasms 140-239 | 3 | 139 | 1,186 | 1.0 | 1.2 | 1.4 | \$61,882 | 1.5 | 1.9 | 2.2 |
| Endocrine, nutritional, metab. & immunity disorders 240-279 | 10 | 483 | 3,762 | 3.3 | 4.2 | 4.4 | \$73,344 | 1.7 | 2.7 | 2.6 |
| Diseases of the Blood and Blood-Forming Organs 280-289 | 2 | 115 | 832 | 0.7 | 1.0 | 1.0 | \$9,737 | 0.2 | 0.9 | 0.8 |
| Mental disorders 290-319 | 1 | 618 | 5,594 | 0.3 | 5.3 | 6.5 | \$5,419 | 0.1 | 3.3 | 4.3 |
| Diseases of the nervous system and sense organs 320-389 | 4 | 213 | 1,757 | 1.3 | 1.8 | 2.0 | \$34,174 | 0.8 | 1.6 | 2.0 |
| Diseases of the circulatory system 390-459 | 30 | 1,942 | 12,977 | 10.0 | 16.8 | 15.1 | \$263,875 | 6.2 | 22.3 | 20.5 |
| Diseases of the respiratory system 460-519 | 38 | 1,631 | 11,993 | 12.6 | 14.1 | 13.9 | \$370,251 | 8.7 | 12.5 | 11.6 |
| Diseases of the digestive system 520-579 | 106 | 2,059 | 12,812 | 35.2 | 17.8 | 14.9 | \$1,722,044 | 40.6 | 16.9 | 13.8 |
| Diseases of the genitourinary system 580-629 | 8 | 709 | 4,210 | 2.7 | 6.1 | 4.9 | \$107,094 | 2.5 | 4.8 | 3.3 |
| Complications of pregn., childbirth, & puerperium 630-677 | 5 | 182 | 3,164 | 1.7 | 1.6 | 3.7 | \$63,347 | 1.5 | 1.0 | 1.7 |
| Diseases of the skin and subcutaneous tissue 680-709 | 2 | 165 | 1,384 | 0.7 | 1.4 | 1.6 | \$17,049 | 0.4 | 1.0 | 1.1 |
| Diseases of the musculoskeletal sys. & conn. tissue 710-739 | 7 | 173 | 1,416 | 2.3 | 1.5 | 1.6 | \$75,197 | 1.8 | 1.4 | 1.7 |
| Congenital Anomalies 740-759 | 1 | 8 | 164 | 0.3 | 0.1 | 0.2 | \$13,785 | 0.3 | 0.1 | 0.3 |
| Symptoms, signs, and ill-defined conditions 780-799 | 2 | 600 | 4,307 | 0.7 | 5.2 | 5.0 | \$25,033 | 0.6 | 3.1 | 2.8 |
| Injury and poisoning ** 800-999 | 69 | 1,695 | 14,342 | 22.9 | 14.6 | 16.7 | \$1,247,093 | 29.4 | 15.6 | 21.9 |
| Supplementary classification V01-V82 | 1 | 17 | 153 | 0.3 | 0.1 | 0.2 | \$7,590 | 0.2 | 0.2 | 0.1 |

* Based on Principal Diagnosis.

** See Table 8 for subcategories of injury and poisoning.

*** Excludes professional fees.

Health District of Hospital: Southeastern Utah
Inpatient Peer group: Acute, rural, high CMI (n=7)

County: Carbon
Ownership: Investor-owned

ED beds: 9
Affiliation: Lifepoint Hospitals, Inc.

| Major disease category and ICD-9 code range* | Number of Encounters | | | Percent of Encounters | | | Total Charges*** | | | |
|---|----------------------|--------|---------|-----------------------|--------|---------|------------------|------------|--------|---------|
| | Hospital # | Peer # | State # | Hospital % | Peer % | State % | Hospital \$ | Hospital % | Peer % | State % |
| All Encounters | 994 | 11,594 | 86,035 | 100.0 | 100.0 | 100.0 | \$13,251,241 | 100.0 | 100.0 | 100.0 |
| Infectious and parasitic diseases 001-139 | 98 | 810 | 5,533 | 9.9 | 7.0 | 6.4 | \$1,383,148 | 10.4 | 10.6 | 9.1 |
| Neoplasms 140-239 | 12 | 139 | 1,186 | 1.2 | 1.2 | 1.4 | \$127,677 | 1.0 | 1.9 | 2.2 |
| Endocrine, nutritional, metab. & immunity disorders 240-279 | 66 | 483 | 3,762 | 6.6 | 4.2 | 4.4 | \$715,913 | 5.4 | 2.7 | 2.6 |
| Diseases of the Blood and Blood-Forming Organs 280-289 | 8 | 115 | 832 | 0.8 | 1.0 | 1.0 | \$84,252 | 0.6 | 0.9 | 0.8 |
| Mental disorders 290-319 | 10 | 618 | 5,594 | 1.0 | 5.3 | 6.5 | \$72,806 | 0.5 | 3.3 | 4.3 |
| Diseases of the nervous system and sense organs 320-389 | 8 | 213 | 1,757 | 0.8 | 1.8 | 2.0 | \$82,269 | 0.6 | 1.6 | 2.0 |
| Diseases of the circulatory system 390-459 | 120 | 1,942 | 12,977 | 12.1 | 16.8 | 15.1 | \$1,418,445 | 10.7 | 22.3 | 20.5 |
| Diseases of the respiratory system 460-519 | 229 | 1,631 | 11,993 | 23.0 | 14.1 | 13.9 | \$2,411,187 | 18.2 | 12.5 | 11.6 |
| Diseases of the digestive system 520-579 | 161 | 2,059 | 12,812 | 16.2 | 17.8 | 14.9 | \$3,055,028 | 23.1 | 16.9 | 13.8 |
| Diseases of the genitourinary system 580-629 | 44 | 709 | 4,210 | 4.4 | 6.1 | 4.9 | \$459,675 | 3.5 | 4.8 | 3.3 |
| Complications of pregn., childbirth, & puerperium 630-677 | 13 | 182 | 3,164 | 1.3 | 1.6 | 3.7 | \$118,610 | 0.9 | 1.0 | 1.7 |
| Diseases of the skin and subcutaneous tissue 680-709 | 14 | 165 | 1,384 | 1.4 | 1.4 | 1.6 | \$144,817 | 1.1 | 1.0 | 1.1 |
| Diseases of the musculoskeletal sys. & conn. tissue 710-739 | 14 | 173 | 1,416 | 1.4 | 1.5 | 1.6 | \$229,328 | 1.7 | 1.4 | 1.7 |
| Certain conditions orig. in the perinatal period 760-779 | 4 | 35 | 393 | 0.4 | 0.3 | 0.5 | \$22,508 | 0.2 | 0.1 | 0.2 |
| Symptoms, signs, and ill-defined conditions 780-799 | 45 | 600 | 4,307 | 4.5 | 5.2 | 5.0 | \$474,525 | 3.6 | 3.1 | 2.8 |
| Injury and poisoning ** 800-999 | 148 | 1,695 | 14,342 | 14.9 | 14.6 | 16.7 | \$2,451,053 | 18.5 | 15.6 | 21.9 |

* Based on Principal Diagnosis.

** See Table 8 for subcategories of injury and poisoning.

*** Excludes professional fees.

Table 23
ED Inpatient Encounters by Major Disease Category
January 1, 2009 to December 31, 2009

Health District of Hospital: Central Utah
Inpatient Peer group: Acute, rural, low CMI (n=16)

County: Juab
Ownership: Not for profit

ED beds: 2
Affiliation: Freestanding

| Major disease category and ICD-9 code range* | Number of Encounters | | | Percent of Encounters | | | Total Charges*** | | | |
|---|----------------------|--------|---------|-----------------------|--------|---------|------------------|------------|--------|---------|
| | Hospital # | Peer # | State # | Hospital % | Peer % | State % | Hospital \$ | Hospital % | Peer % | State % |
| All Encounters | 370 | 4,522 | 86,035 | 100.0 | 100.0 | 100.0 | \$3,701,387 | 100.0 | 100.0 | 100.0 |
| Infectious and parasitic diseases 001-139 | 14 | 119 | 5,533 | 3.8 | 2.6 | 6.4 | \$124,953 | 3.4 | 2.7 | 9.1 |
| Neoplasms 140-239 | 3 | 32 | 1,186 | 0.8 | 0.7 | 1.4 | \$33,403 | 0.9 | 0.6 | 2.2 |
| Endocrine, nutritional, metab. & immunity disorders 240-279 | 20 | 319 | 3,762 | 5.4 | 7.1 | 4.4 | \$194,644 | 5.3 | 5.2 | 2.6 |
| Diseases of the Blood and Blood-Forming Organs 280-289 | 3 | 47 | 832 | 0.8 | 1.0 | 1.0 | \$33,689 | 0.9 | 1.1 | 0.8 |
| Mental disorders 290-319 | 11 | 76 | 5,594 | 3.0 | 1.7 | 6.5 | \$86,532 | 2.3 | 1.3 | 4.3 |
| Diseases of the nervous system and sense organs 320-389 | 3 | 55 | 1,757 | 0.8 | 1.2 | 2.0 | \$13,345 | 0.4 | 1.0 | 2.0 |
| Diseases of the circulatory system 390-459 | 41 | 529 | 12,977 | 11.1 | 11.7 | 15.1 | \$659,973 | 17.8 | 12.4 | 20.5 |
| Diseases of the respiratory system 460-519 | 68 | 930 | 11,993 | 18.4 | 20.6 | 13.9 | \$857,268 | 23.2 | 21.3 | 11.6 |
| Diseases of the digestive system 520-579 | 49 | 721 | 12,812 | 13.2 | 15.9 | 14.9 | \$400,981 | 10.8 | 19.5 | 13.8 |
| Diseases of the genitourinary system 580-629 | 19 | 292 | 4,210 | 5.1 | 6.5 | 4.9 | \$178,859 | 4.8 | 6.9 | 3.3 |
| Complications of pregn., childbirth, & puerperium 630-677 | 29 | 254 | 3,164 | 7.8 | 5.6 | 3.7 | \$190,072 | 5.1 | 3.5 | 1.7 |
| Diseases of the skin and subcutaneous tissue 680-709 | 6 | 81 | 1,384 | 1.6 | 1.8 | 1.6 | \$40,440 | 1.1 | 2.2 | 1.1 |
| Diseases of the musculoskeletal sys. & conn. tissue 710-739 | 4 | 78 | 1,416 | 1.1 | 1.7 | 1.6 | \$22,823 | 0.6 | 1.9 | 1.7 |
| Symptoms, signs, and ill-defined conditions 780-799 | 54 | 398 | 4,307 | 14.6 | 8.8 | 5.0 | \$434,405 | 11.7 | 6.9 | 2.8 |
| Injury and poisoning ** 800-999 | 37 | 490 | 14,342 | 10.0 | 10.8 | 16.7 | \$375,356 | 10.1 | 12.7 | 21.9 |
| Supplementary classification V01-V82 | 4 | 36 | 153 | 1.1 | 0.8 | 0.2 | \$15,986 | 0.4 | 0.1 | 0.1 |
| All other diagnoses | 5 | 56 | 56 | 1.4 | 1.2 | 0.1 | \$38,658 | 1.0 | 0.7 | 0.0 |

* Based on Principal Diagnosis.

** See Table 8 for subcategories of injury and poisoning.

*** Excludes professional fees.

Health District of Hospital: Davis County
Inpatient Peer group: Acute, urban, lower medium CMI (n=7)

County: Davis
Ownership: Investor-owned

ED beds: 21
Affiliation: IASIS Health Care

| Major disease category and ICD-9 code range* | Number of Encounters | | | Percent of Encounters | | | Total Charges*** | | | |
|---|----------------------|--------|---------|-----------------------|--------|---------|------------------|------------|--------|---------|
| | Hospital # | Peer # | State # | Hospital % | Peer % | State % | Hospital \$ | Hospital % | Peer % | State % |
| All Encounters | 2,073 | 13,353 | 86,035 | 100.0 | 100.0 | 100.0 | \$47,927,290 | 100.0 | 100.0 | 100.0 |
| Infectious and parasitic diseases 001-139 | 123 | 793 | 5,533 | 5.9 | 5.9 | 6.4 | \$4,074,822 | 8.5 | 9.3 | 9.1 |
| Neoplasms 140-239 | 16 | 138 | 1,186 | 0.8 | 1.0 | 1.4 | \$394,800 | 0.8 | 1.7 | 2.2 |
| Endocrine, nutritional, metab. & immunity disorders 240-279 | 116 | 562 | 3,762 | 5.6 | 4.2 | 4.4 | \$1,643,181 | 3.4 | 2.7 | 2.6 |
| Diseases of the Blood and Blood-Forming Organs 280-289 | 29 | 116 | 832 | 1.4 | 0.9 | 1.0 | \$486,348 | 1.0 | 0.6 | 0.8 |
| Mental disorders 290-319 | 21 | 1,731 | 5,594 | 1.0 | 13.0 | 6.5 | \$299,954 | 0.6 | 7.6 | 4.3 |
| Diseases of the nervous system and sense organs 320-389 | 26 | 173 | 1,757 | 1.3 | 1.3 | 2.0 | \$430,258 | 0.9 | 1.2 | 2.0 |
| Diseases of the circulatory system 390-459 | 443 | 2,221 | 12,977 | 21.4 | 16.6 | 15.1 | \$15,171,703 | 31.7 | 22.9 | 20.5 |
| Diseases of the respiratory system 460-519 | 322 | 1,932 | 11,993 | 15.5 | 14.5 | 13.9 | \$6,422,845 | 13.4 | 14.7 | 11.6 |
| Diseases of the digestive system 520-579 | 347 | 2,126 | 12,812 | 16.7 | 15.9 | 14.9 | \$7,192,888 | 15.0 | 15.4 | 13.8 |
| Diseases of the genitourinary system 580-629 | 115 | 676 | 4,210 | 5.5 | 5.1 | 4.9 | \$1,785,637 | 3.7 | 3.6 | 3.3 |
| Complications of pregn., childbirth, & puerperium 630-677 | 37 | 235 | 3,164 | 1.8 | 1.8 | 3.7 | \$414,924 | 0.9 | 1.0 | 1.7 |
| Diseases of the skin and subcutaneous tissue 680-709 | 34 | 197 | 1,384 | 1.6 | 1.5 | 1.6 | \$477,442 | 1.0 | 1.1 | 1.1 |
| Diseases of the musculoskeletal sys. & conn. tissue 710-739 | 39 | 188 | 1,416 | 1.9 | 1.4 | 1.6 | \$833,377 | 1.7 | 1.4 | 1.7 |
| Congenital Anomalies 740-759 | 4 | 7 | 164 | 0.2 | 0.1 | 0.2 | \$157,664 | 0.3 | 0.1 | 0.3 |
| Certain conditions orig. in the perinatal period 760-779 | 6 | 17 | 393 | 0.3 | 0.1 | 0.5 | \$42,805 | 0.1 | 0.0 | 0.2 |
| Symptoms, signs, and ill-defined conditions 780-799 | 88 | 525 | 4,307 | 4.2 | 3.9 | 5.0 | \$1,270,784 | 2.7 | 2.7 | 2.8 |
| Injury and poisoning ** 800-999 | 302 | 1,686 | 14,342 | 14.6 | 12.6 | 16.7 | \$6,766,130 | 14.1 | 13.6 | 21.9 |
| Supplementary classification V01-V82 | 5 | 30 | 153 | 0.2 | 0.2 | 0.2 | \$61,729 | 0.1 | 0.2 | 0.1 |

* Based on Principal Diagnosis.

** See Table 8 for subcategories of injury and poisoning.

*** Excludes professional fees.

Table 23
ED Inpatient Encounters by Major Disease Category
January 1, 2009 to December 31, 2009

Health District of Hospital: Central Utah
Inpatient Peer group: Acute, rural, low CMI (n=16)

County: Millard
Ownership: Not for profit

ED beds: 6
Affiliation: Intermountain Healthcare

| Major disease category and ICD-9 code range* | Number of Encounters | | | Percent of Encounters | | | Total Charges*** | | | |
|---|----------------------|--------|---------|-----------------------|--------|---------|------------------|------------|--------|---------|
| | Hospital # | Peer # | State # | Hospital % | Peer % | State % | Hospital \$ | Hospital % | Peer % | State % |
| All Encounters | 101 | 4,522 | 86,035 | 100.0 | 100.0 | 100.0 | \$646,169 | 100.0 | 100.0 | 100.0 |
| Infectious and parasitic diseases 001-139 | 7 | 119 | 5,533 | 6.9 | 2.6 | 6.4 | \$43,908 | 6.8 | 2.7 | 9.1 |
| Endocrine, nutritional, metab. & immunity disorders 240-279 | 11 | 319 | 3,762 | 10.9 | 7.1 | 4.4 | \$55,824 | 8.6 | 5.2 | 2.6 |
| Diseases of the Blood and Blood-Forming Organs 280-289 | 3 | 47 | 832 | 3.0 | 1.0 | 1.0 | \$20,779 | 3.2 | 1.1 | 0.8 |
| Diseases of the nervous system and sense organs 320-389 | 2 | 55 | 1,757 | 2.0 | 1.2 | 2.0 | \$13,123 | 2.0 | 1.0 | 2.0 |
| Diseases of the circulatory system 390-459 | 19 | 529 | 12,977 | 18.8 | 11.7 | 15.1 | \$90,102 | 13.9 | 12.4 | 20.5 |
| Diseases of the respiratory system 460-519 | 20 | 930 | 11,993 | 19.8 | 20.6 | 13.9 | \$99,137 | 15.3 | 21.3 | 11.6 |
| Diseases of the digestive system 520-579 | 12 | 721 | 12,812 | 11.9 | 15.9 | 14.9 | \$99,877 | 15.5 | 19.5 | 13.8 |
| Diseases of the genitourinary system 580-629 | 9 | 292 | 4,210 | 8.9 | 6.5 | 4.9 | \$56,222 | 8.7 | 6.9 | 3.3 |
| Complications of pregn., childbirth, & puerperium 630-677 | 3 | 254 | 3,164 | 3.0 | 5.6 | 3.7 | \$10,894 | 1.7 | 3.5 | 1.7 |
| Diseases of the skin and subcutaneous tissue 680-709 | 1 | 81 | 1,384 | 1.0 | 1.8 | 1.6 | \$4,069 | 0.6 | 2.2 | 1.1 |
| Diseases of the musculoskeletal sys. & conn. tissue 710-739 | 2 | 78 | 1,416 | 2.0 | 1.7 | 1.6 | \$9,821 | 1.5 | 1.9 | 1.7 |
| Symptoms, signs, and ill-defined conditions 780-799 | 6 | 398 | 4,307 | 5.9 | 8.8 | 5.0 | \$55,006 | 8.5 | 6.9 | 2.8 |
| Injury and poisoning ** 800-999 | 6 | 490 | 14,342 | 5.9 | 10.8 | 16.7 | \$87,408 | 13.5 | 12.7 | 21.9 |

* Based on Principal Diagnosis.

** See Table 8 for subcategories of injury and poisoning.

*** Excludes professional fees.

Health District of Hospital: Southwest Utah
Inpatient Peer group: Acute, rural, high CMI (n=7)

County: Washington
Ownership: Not for profit

ED beds: 12
Affiliation: Intermountain Healthcare

| Major disease category and ICD-9 code range* | Number of Encounters | | | Percent of Encounters | | | Total Charges*** | | | |
|---|----------------------|--------|---------|-----------------------|--------|---------|------------------|------------|--------|---------|
| | Hospital # | Peer # | State # | Hospital % | Peer % | State % | Hospital \$ | Hospital % | Peer % | State % |
| All Encounters | 6,425 | 11,594 | 86,035 | 100.0 | 100.0 | 100.0 | \$123,525,270 | 100.0 | 100.0 | 100.0 |
| Infectious and parasitic diseases 001-139 | 527 | 810 | 5,533 | 8.2 | 7.0 | 6.4 | \$16,080,218 | 13.0 | 10.6 | 9.1 |
| Neoplasms 140-239 | 94 | 139 | 1,186 | 1.5 | 1.2 | 1.4 | \$2,828,469 | 2.3 | 1.9 | 2.2 |
| Endocrine, nutritional, metab. & immunity disorders 240-279 | 224 | 483 | 3,762 | 3.5 | 4.2 | 4.4 | \$2,721,399 | 2.2 | 2.7 | 2.6 |
| Diseases of the Blood and Blood-Forming Organs 280-289 | 68 | 115 | 832 | 1.1 | 1.0 | 1.0 | \$1,257,166 | 1.0 | 0.9 | 0.8 |
| Mental disorders 290-319 | 388 | 618 | 5,594 | 6.0 | 5.3 | 6.5 | \$3,460,555 | 2.8 | 3.3 | 4.3 |
| Diseases of the nervous system and sense organs 320-389 | 136 | 213 | 1,757 | 2.1 | 1.8 | 2.0 | \$2,075,531 | 1.7 | 1.6 | 2.0 |
| Diseases of the circulatory system 390-459 | 1,278 | 1,942 | 12,977 | 19.9 | 16.8 | 15.1 | \$34,757,849 | 28.1 | 22.3 | 20.5 |
| Diseases of the respiratory system 460-519 | 760 | 1,631 | 11,993 | 11.8 | 14.1 | 13.9 | \$14,077,133 | 11.4 | 12.5 | 11.6 |
| Diseases of the digestive system 520-579 | 1,044 | 2,059 | 12,812 | 16.2 | 17.8 | 14.9 | \$16,713,710 | 13.5 | 16.9 | 13.8 |
| Diseases of the genitourinary system 580-629 | 398 | 709 | 4,210 | 6.2 | 6.1 | 4.9 | \$5,752,804 | 4.7 | 4.8 | 3.3 |
| Complications of pregn., childbirth, & puerperium 630-677 | 86 | 182 | 3,164 | 1.3 | 1.6 | 3.7 | \$914,925 | 0.7 | 1.0 | 1.7 |
| Diseases of the skin and subcutaneous tissue 680-709 | 86 | 165 | 1,384 | 1.3 | 1.4 | 1.6 | \$1,083,883 | 0.9 | 1.0 | 1.1 |
| Diseases of the musculoskeletal sys. & conn. tissue 710-739 | 92 | 173 | 1,416 | 1.4 | 1.5 | 1.6 | \$1,591,389 | 1.3 | 1.4 | 1.7 |
| Congenital Anomalies 740-759 | 4 | 8 | 164 | 0.1 | 0.1 | 0.2 | \$70,230 | 0.1 | 0.1 | 0.3 |
| Certain conditions orig. in the perinatal period 760-779 | 13 | 35 | 393 | 0.2 | 0.3 | 0.5 | \$118,449 | 0.1 | 0.1 | 0.2 |
| Symptoms, signs, and ill-defined conditions 780-799 | 334 | 600 | 4,307 | 5.2 | 5.2 | 5.0 | \$3,548,810 | 2.9 | 3.1 | 2.8 |
| Injury and poisoning ** 800-999 | 880 | 1,695 | 14,342 | 13.7 | 14.6 | 16.7 | \$16,145,955 | 13.1 | 15.6 | 21.9 |
| Supplementary classification V01-V82 | 13 | 17 | 153 | 0.2 | 0.1 | 0.2 | \$326,796 | 0.3 | 0.2 | 0.1 |

* Based on Principal Diagnosis.

** See Table 8 for subcategories of injury and poisoning.

*** Excludes professional fees.

Health District of Hospital: Central Utah
Inpatient Peer group: Acute, rural, low CMI (n=16)

County: Millard
Ownership: Not for profit

ED beds: 3
Affiliation: Intermountain Healthcare

| Major disease category and ICD-9 code range* | Number of Encounters | | | Percent of Encounters | | | Total Charges*** | | | |
|---|----------------------|--------|---------|-----------------------|--------|---------|------------------|------------|--------|---------|
| | Hospital # | Peer # | State # | Hospital % | Peer % | State % | Hospital \$ | Hospital % | Peer % | State % |
| All Encounters | 69 | 4,522 | 86,035 | 100.0 | 100.0 | 100.0 | \$443,949 | 100.0 | 100.0 | 100.0 |
| Infectious and parasitic diseases 001-139 | 1 | 119 | 5,533 | 1.4 | 2.6 | 6.4 | \$14,127 | 3.2 | 2.7 | 9.1 |
| Endocrine, nutritional, metab. & immunity disorders 240-279 | 4 | 319 | 3,762 | 5.8 | 7.1 | 4.4 | \$17,090 | 3.8 | 5.2 | 2.6 |
| Diseases of the Blood and Blood-Forming Organs 280-289 | 2 | 47 | 832 | 2.9 | 1.0 | 1.0 | \$12,538 | 2.8 | 1.1 | 0.8 |
| Mental disorders 290-319 | 2 | 76 | 5,594 | 2.9 | 1.7 | 6.5 | \$4,816 | 1.1 | 1.3 | 4.3 |
| Diseases of the nervous system and sense organs 320-389 | 1 | 55 | 1,757 | 1.4 | 1.2 | 2.0 | \$3,021 | 0.7 | 1.0 | 2.0 |
| Diseases of the circulatory system 390-459 | 4 | 529 | 12,977 | 5.8 | 11.7 | 15.1 | \$52,406 | 11.8 | 12.4 | 20.5 |
| Diseases of the respiratory system 460-519 | 24 | 930 | 11,993 | 34.8 | 20.6 | 13.9 | \$125,480 | 28.3 | 21.3 | 11.6 |
| Diseases of the digestive system 520-579 | 11 | 721 | 12,812 | 15.9 | 15.9 | 14.9 | \$63,282 | 14.3 | 19.5 | 13.8 |
| Diseases of the genitourinary system 580-629 | 5 | 292 | 4,210 | 7.2 | 6.5 | 4.9 | \$57,135 | 12.9 | 6.9 | 3.3 |
| Complications of pregn., childbirth, & puerperium 630-677 | 2 | 254 | 3,164 | 2.9 | 5.6 | 3.7 | \$19,873 | 4.5 | 3.5 | 1.7 |
| Diseases of the musculoskeletal sys. & conn. tissue 710-739 | 1 | 78 | 1,416 | 1.4 | 1.7 | 1.6 | \$4,686 | 1.1 | 1.9 | 1.7 |
| Symptoms, signs, and ill-defined conditions 780-799 | 8 | 398 | 4,307 | 11.6 | 8.8 | 5.0 | \$43,524 | 9.8 | 6.9 | 2.8 |
| Injury and poisoning ** 800-999 | 4 | 490 | 14,342 | 5.8 | 10.8 | 16.7 | \$25,971 | 5.8 | 12.7 | 21.9 |

* Based on Principal Diagnosis.

** See Table 8 for subcategories of injury and poisoning.

*** Excludes professional fees.

Table 23
ED Inpatient Encounters by Major Disease Category
January 1, 2009 to December 31, 2009

Health District of Hospital: Southwest Utah
Inpatient Peer group: Acute, rural, low CMI (n=16)

County: Garfield
Ownership: Not for profit

ED beds: 2
Affiliation: Intermountain Healthcare

| Major disease category and ICD-9 code range* | Number of Encounters | | | Percent of Encounters | | | Total Charges*** | | | |
|---|----------------------|--------|---------|-----------------------|--------|---------|------------------|------------|--------|---------|
| | Hospital # | Peer # | State # | Hospital % | Peer % | State % | Hospital \$ | Hospital % | Peer % | State % |
| All Encounters | 225 | 4,522 | 86,035 | 100.0 | 100.0 | 100.0 | \$1,518,541 | 100.0 | 100.0 | 100.0 |
| Infectious and parasitic diseases 001-139 | 1 | 119 | 5,533 | 0.4 | 2.6 | 6.4 | \$1,863 | 0.1 | 2.7 | 9.1 |
| Endocrine, nutritional, metab. & immunity disorders 240-279 | 16 | 319 | 3,762 | 7.1 | 7.1 | 4.4 | \$116,047 | 7.6 | 5.2 | 2.6 |
| Diseases of the Blood and Blood-Forming Organs 280-289 | 1 | 47 | 832 | 0.4 | 1.0 | 1.0 | \$5,293 | 0.3 | 1.1 | 0.8 |
| Mental disorders 290-319 | 3 | 76 | 5,594 | 1.3 | 1.7 | 6.5 | \$12,255 | 0.8 | 1.3 | 4.3 |
| Diseases of the nervous system and sense organs 320-389 | 2 | 55 | 1,757 | 0.9 | 1.2 | 2.0 | \$4,900 | 0.3 | 1.0 | 2.0 |
| Diseases of the circulatory system 390-459 | 33 | 529 | 12,977 | 14.7 | 11.7 | 15.1 | \$257,211 | 16.9 | 12.4 | 20.5 |
| Diseases of the respiratory system 460-519 | 60 | 930 | 11,993 | 26.7 | 20.6 | 13.9 | \$395,566 | 26.0 | 21.3 | 11.6 |
| Diseases of the digestive system 520-579 | 31 | 721 | 12,812 | 13.8 | 15.9 | 14.9 | \$184,227 | 12.1 | 19.5 | 13.8 |
| Diseases of the genitourinary system 580-629 | 15 | 292 | 4,210 | 6.7 | 6.5 | 4.9 | \$86,319 | 5.7 | 6.9 | 3.3 |
| Complications of pregn., childbirth, & puerperium 630-677 | 3 | 254 | 3,164 | 1.3 | 5.6 | 3.7 | \$17,260 | 1.1 | 3.5 | 1.7 |
| Diseases of the skin and subcutaneous tissue 680-709 | 5 | 81 | 1,384 | 2.2 | 1.8 | 1.6 | \$47,278 | 3.1 | 2.2 | 1.1 |
| Diseases of the musculoskeletal sys. & conn. tissue 710-739 | 4 | 78 | 1,416 | 1.8 | 1.7 | 1.6 | \$22,300 | 1.5 | 1.9 | 1.7 |
| Symptoms, signs, and ill-defined conditions 780-799 | 26 | 398 | 4,307 | 11.6 | 8.8 | 5.0 | \$158,711 | 10.5 | 6.9 | 2.8 |
| Injury and poisoning ** 800-999 | 25 | 490 | 14,342 | 11.1 | 10.8 | 16.7 | \$209,311 | 13.8 | 12.7 | 21.9 |

* Based on Principal Diagnosis.

** See Table 8 for subcategories of injury and poisoning.

*** Excludes professional fees.

Health District of Hospital: Central Utah
Inpatient Peer group: Acute, rural, low CMI (n=16)

County: Sanpete
Ownership: Government

ED beds: 3
Affiliation: Freestanding

| Major disease category and ICD-9 code range* | Number of Encounters | | | Percent of Encounters | | | Total Charges*** | | | |
|--|----------------------|-----------|------------|-----------------------|-----------|------------|------------------|---------------|-----------|------------|
| | Hospital # | Peer # | State # | Hospital % | Peer % | State % | Hospital \$ | Hospital % | Peer % | State % |
| All Encounters | 347 | 4,522 | 86,035 | 100.0 | 100.0 | 100.0 | \$1,655,608 | 100.0 | 100.0 | 100.0 |
| Infectious and parasitic diseases 001-139 | 12 | 119 | 5,533 | 3.5 | 2.6 | 6.4 | \$44,287 | 2.7 | 2.7 | 9.1 |
| Neoplasms 140-239 | 4 | 32 | 1,186 | 1.2 | 0.7 | 1.4 | \$25,754 | 1.6 | 0.6 | 2.2 |
| Endocrine, nutritional, metab. & immunity disorders 240-279 | 16 | 319 | 3,762 | 4.6 | 7.1 | 4.4 | \$60,842 | 3.7 | 5.2 | 2.6 |
| Diseases of the Blood and Blood-Forming Organs 280-289 | 1 | 47 | 832 | 0.3 | 1.0 | 1.0 | \$11,169 | 0.7 | 1.1 | 0.8 |
| Mental disorders 290-319 | 10 | 76 | 5,594 | 2.9 | 1.7 | 6.5 | \$48,060 | 2.9 | 1.3 | 4.3 |
| Diseases of the nervous system and sense organs 320-389 | 3 | 55 | 1,757 | 0.9 | 1.2 | 2.0 | \$11,211 | 0.7 | 1.0 | 2.0 |
| Diseases of the circulatory system 390-459 | 29 | 529 | 12,977 | 8.4 | 11.7 | 15.1 | \$169,584 | 10.2 | 12.4 | 20.5 |
| Diseases of the respiratory system 460-519 | 58 | 930 | 11,993 | 16.7 | 20.6 | 13.9 | \$329,115 | 19.9 | 21.3 | 11.6 |
| Diseases of the digestive system 520-579 | 63 | 721 | 12,812 | 18.2 | 15.9 | 14.9 | \$377,978 | 22.8 | 19.5 | 13.8 |
| Diseases of the genitourinary system 580-629 | 27 | 292 | 4,210 | 7.8 | 6.5 | 4.9 | \$109,014 | 6.6 | 6.9 | 3.3 |
| Complications of pregn., childbirth, & puerperium 630-677 | 34 | 254 | 3,164 | 9.8 | 5.6 | 3.7 | \$123,531 | 7.5 | 3.5 | 1.7 |
| Diseases of the skin and subcutaneous tissue 680-709 | 6 | 81 | 1,384 | 1.7 | 1.8 | 1.6 | \$38,175 | 2.3 | 2.2 | 1.1 |
| Diseases of the musculoskeletal sys. & conn. tissue 710-739 | 5 | 78 | 1,416 | 1.4 | 1.7 | 1.6 | \$47,953 | 2.9 | 1.9 | 1.7 |
| Symptoms, signs, and ill-defined conditions 780-799 | 32 | 398 | 4,307 | 9.2 | 8.8 | 5.0 | \$122,431 | 7.4 | 6.9 | 2.8 |
| Injury and poisoning ** 800-999 | 22 | 490 | 14,342 | 6.3 | 10.8 | 16.7 | \$104,164 | 6.3 | 12.7 | 21.9 |
| Supplementary classification V01-V82 | 25 | 36 | 153 | 7.2 | 0.8 | 0.2 | \$32,340 | 2.0 | 0.1 | 0.1 |

* Based on Principal Diagnosis.

** See Table 8 for subcategories of injury and poisoning.

*** Excludes professional fees.

Table 23
ED Inpatient Encounters by Major Disease Category
January 1, 2009 to December 31, 2009

Health District of Hospital: Wasatch County
Inpatient Peer group: Acute, rural, low CMI (n=16)

County: Wasatch
Ownership: Not for profit

ED beds: 5
Affiliation: Intermountain Healthcare

| Major disease category and ICD-9 code range* | Number of Encounters | | | Percent of Encounters | | | Total Charges*** | | | |
|---|----------------------|--------|---------|-----------------------|--------|---------|------------------|------------|--------|---------|
| | Hospital # | Peer # | State # | Hospital % | Peer % | State % | Hospital \$ | Hospital % | Peer % | State % |
| All Encounters | 125 | 4,522 | 86,035 | 100.0 | 100.0 | 100.0 | \$1,202,204 | 100.0 | 100.0 | 100.0 |
| Infectious and parasitic diseases 001-139 | 3 | 119 | 5,533 | 2.4 | 2.6 | 6.4 | \$17,485 | 1.5 | 2.7 | 9.1 |
| Neoplasms 140-239 | 1 | 32 | 1,186 | 0.8 | 0.7 | 1.4 | \$6,441 | 0.5 | 0.6 | 2.2 |
| Endocrine, nutritional, metab. & immunity disorders 240-279 | 13 | 319 | 3,762 | 10.4 | 7.1 | 4.4 | \$90,557 | 7.5 | 5.2 | 2.6 |
| Mental disorders 290-319 | 3 | 76 | 5,594 | 2.4 | 1.7 | 6.5 | \$9,224 | 0.8 | 1.3 | 4.3 |
| Diseases of the nervous system and sense organs 320-389 | 2 | 55 | 1,757 | 1.6 | 1.2 | 2.0 | \$14,567 | 1.2 | 1.0 | 2.0 |
| Diseases of the circulatory system 390-459 | 11 | 529 | 12,977 | 8.8 | 11.7 | 15.1 | \$133,286 | 11.1 | 12.4 | 20.5 |
| Diseases of the respiratory system 460-519 | 25 | 930 | 11,993 | 20.0 | 20.6 | 13.9 | \$190,115 | 15.8 | 21.3 | 11.6 |
| Diseases of the digestive system 520-579 | 16 | 721 | 12,812 | 12.8 | 15.9 | 14.9 | \$112,509 | 9.4 | 19.5 | 13.8 |
| Diseases of the genitourinary system 580-629 | 3 | 292 | 4,210 | 2.4 | 6.5 | 4.9 | \$34,397 | 2.9 | 6.9 | 3.3 |
| Complications of pregn., childbirth, & puerperium 630-677 | 9 | 254 | 3,164 | 7.2 | 5.6 | 3.7 | \$82,905 | 6.9 | 3.5 | 1.7 |
| Diseases of the musculoskeletal sys. & conn. tissue 710-739 | 4 | 78 | 1,416 | 3.2 | 1.7 | 1.6 | \$53,524 | 4.5 | 1.9 | 1.7 |
| Symptoms, signs, and ill-defined conditions 780-799 | 5 | 398 | 4,307 | 4.0 | 8.8 | 5.0 | \$35,525 | 3.0 | 6.9 | 2.8 |
| Injury and poisoning ** 800-999 | 30 | 490 | 14,342 | 24.0 | 10.8 | 16.7 | \$421,670 | 35.1 | 12.7 | 21.9 |

* Based on Principal Diagnosis.

** See Table 8 for subcategories of injury and poisoning.

*** Excludes professional fees.

Table 23
ED Inpatient Encounters by Major Disease Category
January 1, 2009 to December 31, 2009

Health District of Hospital: Salt Lake County
Inpatient Peer group: Acute, urban, high CMI (n=2)

County: Salt Lake
Ownership: Not for profit

ED beds: 54
Affiliation: Intermountain Healthcare

| Major disease category and ICD-9 code range* | Number of Encounters | | | Percent of Encounters | | | Total Charges*** | | | |
|---|----------------------|--------|---------|-----------------------|--------|---------|------------------|------------|--------|---------|
| | Hospital # | Peer # | State # | Hospital % | Peer % | State % | Hospital \$ | Hospital % | Peer % | State % |
| All Encounters | 11,274 | 20,126 | 86,035 | 100.0 | 100.0 | 100.0 | \$323,555,038 | 100.0 | 100.0 | 100.0 |
| Infectious and parasitic diseases 001-139 | 1,069 | 1,572 | 5,533 | 9.5 | 7.8 | 6.4 | \$36,699,056 | 11.3 | 9.7 | 9.1 |
| Neoplasms 140-239 | 190 | 290 | 1,186 | 1.7 | 1.4 | 1.4 | \$7,519,761 | 2.3 | 2.1 | 2.2 |
| Endocrine, nutritional, metab. & immunity disorders 240-279 | 475 | 687 | 3,762 | 4.2 | 3.4 | 4.4 | \$7,697,021 | 2.4 | 2.0 | 2.6 |
| Diseases of the Blood and Blood-Forming Organs 280-289 | 83 | 112 | 832 | 0.7 | 0.6 | 1.0 | \$1,720,197 | 0.5 | 0.4 | 0.8 |
| Mental disorders 290-319 | 89 | 660 | 5,594 | 0.8 | 3.3 | 6.5 | \$1,370,920 | 0.4 | 2.3 | 4.3 |
| Diseases of the nervous system and sense organs 320-389 | 224 | 464 | 1,757 | 2.0 | 2.3 | 2.0 | \$5,730,298 | 1.8 | 2.2 | 2.0 |
| Diseases of the circulatory system 390-459 | 2,221 | 3,338 | 12,977 | 19.7 | 16.6 | 15.1 | \$79,401,010 | 24.5 | 21.2 | 20.5 |
| Diseases of the respiratory system 460-519 | 927 | 1,439 | 11,993 | 8.2 | 7.1 | 13.9 | \$22,010,637 | 6.8 | 6.0 | 11.6 |
| Diseases of the digestive system 520-579 | 1,588 | 2,476 | 12,812 | 14.1 | 12.3 | 14.9 | \$35,327,219 | 10.9 | 9.8 | 13.8 |
| Diseases of the genitourinary system 580-629 | 468 | 710 | 4,210 | 4.2 | 3.5 | 4.9 | \$7,573,234 | 2.3 | 2.0 | 3.3 |
| Complications of pregn., childbirth, & puerperium 630-677 | 162 | 1,885 | 3,164 | 1.4 | 9.4 | 3.7 | \$2,221,489 | 0.7 | 3.1 | 1.7 |
| Diseases of the skin and subcutaneous tissue 680-709 | 170 | 298 | 1,384 | 1.5 | 1.5 | 1.6 | \$2,691,279 | 0.8 | 0.9 | 1.1 |
| Diseases of the musculoskeletal sys. & conn. tissue 710-739 | 215 | 352 | 1,416 | 1.9 | 1.7 | 1.6 | \$5,792,269 | 1.8 | 1.8 | 1.7 |
| Congenital Anomalies 740-759 | 9 | 21 | 164 | 0.1 | 0.1 | 0.2 | \$282,213 | 0.1 | 0.2 | 0.3 |
| Symptoms, signs, and ill-defined conditions 780-799 | 483 | 824 | 4,307 | 4.3 | 4.1 | 5.0 | \$7,186,979 | 2.2 | 2.0 | 2.8 |
| Injury and poisoning ** 800-999 | 2,892 | 4,977 | 14,342 | 25.7 | 24.7 | 16.7 | \$100,120,957 | 30.9 | 34.3 | 21.9 |
| Supplementary classification V01-V82 | 9 | 20 | 153 | 0.1 | 0.1 | 0.2 | \$210,498 | 0.1 | 0.1 | 0.1 |

* Based on Principal Diagnosis.

** See Table 8 for subcategories of injury and poisoning.

*** Excludes professional fees.

Table 23
ED Inpatient Encounters by Major Disease Category
January 1, 2009 to December 31, 2009

Health District of Hospital: Salt Lake County
Inpatient Peer group: Acute, urban, low CMI (n=6)

County: Salt Lake
Ownership: Investor-owned

ED beds: 10
Affiliation: IASIS Health Care

| Major disease category and ICD-9 code range* | Number of Encounters | | | Percent of Encounters | | | Total Charges*** | | | |
|---|----------------------|--------|---------|-----------------------|--------|---------|------------------|------------|--------|---------|
| | Hospital # | Peer # | State # | Hospital % | Peer % | State % | Hospital \$ | Hospital % | Peer % | State % |
| All Encounters | 3,176 | 8,614 | 86,035 | 100.0 | 100.0 | 100.0 | \$72,808,747 | 100.0 | 100.0 | 100.0 |
| Infectious and parasitic diseases 001-139 | 224 | 637 | 5,533 | 7.1 | 7.4 | 6.4 | \$7,566,175 | 10.4 | 10.5 | 9.1 |
| Neoplasms 140-239 | 21 | 72 | 1,186 | 0.7 | 0.8 | 1.4 | \$515,509 | 0.7 | 1.0 | 2.2 |
| Endocrine, nutritional, metab. & immunity disorders 240-279 | 146 | 447 | 3,762 | 4.6 | 5.2 | 4.4 | \$2,505,082 | 3.4 | 3.4 | 2.6 |
| Diseases of the Blood and Blood-Forming Organs 280-289 | 19 | 95 | 832 | 0.6 | 1.1 | 1.0 | \$239,299 | 0.3 | 1.0 | 0.8 |
| Mental disorders 290-319 | 78 | 128 | 5,594 | 2.5 | 1.5 | 6.5 | \$685,671 | 0.9 | 0.7 | 4.3 |
| Diseases of the nervous system and sense organs 320-389 | 52 | 149 | 1,757 | 1.6 | 1.7 | 2.0 | \$1,299,152 | 1.8 | 1.5 | 2.0 |
| Diseases of the circulatory system 390-459 | 519 | 1,233 | 12,977 | 16.3 | 14.3 | 15.1 | \$17,116,513 | 23.5 | 19.7 | 20.5 |
| Diseases of the respiratory system 460-519 | 439 | 1,232 | 11,993 | 13.8 | 14.3 | 13.9 | \$9,090,409 | 12.5 | 13.2 | 11.6 |
| Diseases of the digestive system 520-579 | 640 | 1,764 | 12,812 | 20.2 | 20.5 | 14.9 | \$14,807,793 | 20.3 | 21.1 | 13.8 |
| Diseases of the genitourinary system 580-629 | 227 | 625 | 4,210 | 7.1 | 7.3 | 4.9 | \$3,708,679 | 5.1 | 5.5 | 3.3 |
| Complications of pregn., childbirth, & puerperium 630-677 | 92 | 322 | 3,164 | 2.9 | 3.7 | 3.7 | \$1,345,237 | 1.8 | 2.2 | 1.7 |
| Diseases of the skin and subcutaneous tissue 680-709 | 77 | 152 | 1,384 | 2.4 | 1.8 | 1.6 | \$1,352,119 | 1.9 | 1.5 | 1.1 |
| Diseases of the musculoskeletal sys. & conn. tissue 710-739 | 47 | 116 | 1,416 | 1.5 | 1.3 | 1.6 | \$905,456 | 1.2 | 1.4 | 1.7 |
| Congenital Anomalies 740-759 | 4 | 8 | 164 | 0.1 | 0.1 | 0.2 | \$75,641 | 0.1 | 0.1 | 0.3 |
| Symptoms, signs, and ill-defined conditions 780-799 | 160 | 419 | 4,307 | 5.0 | 4.9 | 5.0 | \$2,515,538 | 3.5 | 3.1 | 2.8 |
| Injury and poisoning ** 800-999 | 419 | 1,181 | 14,342 | 13.2 | 13.7 | 16.7 | \$9,012,909 | 12.4 | 14.0 | 21.9 |
| Supplementary classification V01-V82 | 12 | 18 | 153 | 0.4 | 0.2 | 0.2 | \$67,564 | 0.1 | 0.1 | 0.1 |

* Based on Principal Diagnosis.

** See Table 8 for subcategories of injury and poisoning.

*** Excludes professional fees.

Health District of Hospital: Southwest Utah
Inpatient Peer group: Acute, rural, low CMI (n=16)

County: Kane
Ownership: Government

ED beds: 1
Affiliation: Management

| Major disease category and ICD-9 code range* | Number of Encounters | | | Percent of Encounters | | | Total Charges*** | | | |
|---|----------------------|--------|---------|-----------------------|--------|---------|------------------|------------|--------|---------|
| | Hospital # | Peer # | State # | Hospital % | Peer % | State % | Hospital \$ | Hospital % | Peer % | State % |
| All Encounters | 65 | 4,522 | 86,035 | 100.0 | 100.0 | 100.0 | \$517,252 | 100.0 | 100.0 | 100.0 |
| Neoplasms 140-239 | 1 | 32 | 1,186 | 1.5 | 0.7 | 1.4 | \$10,483 | 2.0 | 0.6 | 2.2 |
| Endocrine, nutritional, metab. & immunity disorders 240-279 | 9 | 319 | 3,762 | 13.8 | 7.1 | 4.4 | \$73,751 | 14.3 | 5.2 | 2.6 |
| Mental disorders 290-319 | 1 | 76 | 5,594 | 1.5 | 1.7 | 6.5 | \$5,912 | 1.1 | 1.3 | 4.3 |
| Diseases of the nervous system and sense organs 320-389 | 2 | 55 | 1,757 | 3.1 | 1.2 | 2.0 | \$6,031 | 1.2 | 1.0 | 2.0 |
| Diseases of the circulatory system 390-459 | 2 | 529 | 12,977 | 3.1 | 11.7 | 15.1 | \$14,661 | 2.8 | 12.4 | 20.5 |
| Diseases of the respiratory system 460-519 | 24 | 930 | 11,993 | 36.9 | 20.6 | 13.9 | \$230,225 | 44.5 | 21.3 | 11.6 |
| Diseases of the digestive system 520-579 | 9 | 721 | 12,812 | 13.8 | 15.9 | 14.9 | \$85,611 | 16.6 | 19.5 | 13.8 |
| Diseases of the genitourinary system 580-629 | 3 | 292 | 4,210 | 4.6 | 6.5 | 4.9 | \$12,071 | 2.3 | 6.9 | 3.3 |
| Complications of pregn., childbirth, & puerperium 630-677 | 4 | 254 | 3,164 | 6.2 | 5.6 | 3.7 | \$29,341 | 5.7 | 3.5 | 1.7 |
| Symptoms, signs, and ill-defined conditions 780-799 | 1 | 398 | 4,307 | 1.5 | 8.8 | 5.0 | \$7,394 | 1.4 | 6.9 | 2.8 |
| Injury and poisoning ** 800-999 | 8 | 490 | 14,342 | 12.3 | 10.8 | 16.7 | \$40,899 | 7.9 | 12.7 | 21.9 |
| Supplementary classification V01-V82 | 1 | 36 | 153 | 1.5 | 0.8 | 0.2 | \$873 | 0.2 | 0.1 | 0.1 |

* Based on Principal Diagnosis.

** See Table 8 for subcategories of injury and poisoning.

*** Excludes professional fees.

Health District of Hospital: Davis County
Inpatient Peer group: Acute, urban, lower medium CMI (n=7)

County: Davis
Ownership: Investor-owned

ED beds: 11
Affiliation: Mountainstar Healthcare

| Major disease category and ICD-9 code range* | Number of Encounters | | | Percent of Encounters | | | Total Charges*** | | | |
|---|----------------------|--------|---------|-----------------------|--------|---------|------------------|------------|--------|---------|
| | Hospital # | Peer # | State # | Hospital % | Peer % | State % | Hospital \$ | Hospital % | Peer % | State % |
| All Encounters | 1,933 | 13,353 | 86,035 | 100.0 | 100.0 | 100.0 | \$46,337,829 | 100.0 | 100.0 | 100.0 |
| Infectious and parasitic diseases 001-139 | 93 | 793 | 5,533 | 4.8 | 5.9 | 6.4 | \$3,324,221 | 7.2 | 9.3 | 9.1 |
| Neoplasms 140-239 | 26 | 138 | 1,186 | 1.3 | 1.0 | 1.4 | \$860,799 | 1.9 | 1.7 | 2.2 |
| Endocrine, nutritional, metab. & immunity disorders 240-279 | 52 | 562 | 3,762 | 2.7 | 4.2 | 4.4 | \$832,872 | 1.8 | 2.7 | 2.6 |
| Diseases of the Blood and Blood-Forming Organs 280-289 | 25 | 116 | 832 | 1.3 | 0.9 | 1.0 | \$417,848 | 0.9 | 0.6 | 0.8 |
| Mental disorders 290-319 | 441 | 1,731 | 5,594 | 22.8 | 13.0 | 6.5 | \$7,310,468 | 15.8 | 7.6 | 4.3 |
| Diseases of the nervous system and sense organs 320-389 | 37 | 173 | 1,757 | 1.9 | 1.3 | 2.0 | \$982,041 | 2.1 | 1.2 | 2.0 |
| Diseases of the circulatory system 390-459 | 321 | 2,221 | 12,977 | 16.6 | 16.6 | 15.1 | \$8,952,243 | 19.3 | 22.9 | 20.5 |
| Diseases of the respiratory system 460-519 | 293 | 1,932 | 11,993 | 15.2 | 14.5 | 13.9 | \$8,080,827 | 17.4 | 14.7 | 11.6 |
| Diseases of the digestive system 520-579 | 249 | 2,126 | 12,812 | 12.9 | 15.9 | 14.9 | \$6,437,622 | 13.9 | 15.4 | 13.8 |
| Diseases of the genitourinary system 580-629 | 72 | 676 | 4,210 | 3.7 | 5.1 | 4.9 | \$1,435,031 | 3.1 | 3.6 | 3.3 |
| Complications of pregn., childbirth, & puerperium 630-677 | 19 | 235 | 3,164 | 1.0 | 1.8 | 3.7 | \$307,091 | 0.7 | 1.0 | 1.7 |
| Diseases of the skin and subcutaneous tissue 680-709 | 11 | 197 | 1,384 | 0.6 | 1.5 | 1.6 | \$231,885 | 0.5 | 1.1 | 1.1 |
| Diseases of the musculoskeletal sys. & conn. tissue 710-739 | 18 | 188 | 1,416 | 0.9 | 1.4 | 1.6 | \$816,141 | 1.8 | 1.4 | 1.7 |
| Congenital Anomalies 740-759 | 1 | 7 | 164 | 0.1 | 0.1 | 0.2 | \$17,727 | 0.0 | 0.1 | 0.3 |
| Symptoms, signs, and ill-defined conditions 780-799 | 54 | 525 | 4,307 | 2.8 | 3.9 | 5.0 | \$826,896 | 1.8 | 2.7 | 2.8 |
| Injury and poisoning ** 800-999 | 219 | 1,686 | 14,342 | 11.3 | 12.6 | 16.7 | \$5,469,413 | 11.8 | 13.6 | 21.9 |
| Supplementary classification V01-V82 | 2 | 30 | 153 | 0.1 | 0.2 | 0.2 | \$34,704 | 0.1 | 0.2 | 0.1 |

* Based on Principal Diagnosis.

** See Table 8 for subcategories of injury and poisoning.

*** Excludes professional fees.

Health District of Hospital: Salt Lake County
Inpatient Peer group: Acute, urban, lower medium CMI (n=7)

County: Salt Lake
Ownership: Not for profit

ED beds: 24
Affiliation: Intermountain Healthcare

| Major disease category and ICD-9 code range* | Number of Encounters | | | Percent of Encounters | | | Total Charges*** | | | |
|---|----------------------|-----------|------------|-----------------------|-----------|------------|------------------|---------------|-----------|------------|
| | Hospital # | Peer # | State # | Hospital % | Peer % | State % | Hospital \$ | Hospital % | Peer % | State % |
| All Encounters | 3,322 | 13,353 | 86,035 | 100.0 | 100.0 | 100.0 | \$63,748,840 | 100.0 | 100.0 | 100.0 |
| Infectious and parasitic diseases 001-139 | 300 | 793 | 5,533 | 9.0 | 5.9 | 6.4 | \$9,772,479 | 15.3 | 9.3 | 9.1 |
| Neoplasms 140-239 | 42 | 138 | 1,186 | 1.3 | 1.0 | 1.4 | \$2,083,580 | 3.3 | 1.7 | 2.2 |
| Endocrine, nutritional, metab. & immunity disorders 240-279 | 143 | 562 | 3,762 | 4.3 | 4.2 | 4.4 | \$2,209,792 | 3.5 | 2.7 | 2.6 |
| Diseases of the Blood and Blood-Forming Organs 280-289 | 27 | 116 | 832 | 0.8 | 0.9 | 1.0 | \$490,733 | 0.8 | 0.6 | 0.8 |
| Mental disorders 290-319 | 824 | 1,731 | 5,594 | 24.8 | 13.0 | 6.5 | \$11,638,765 | 18.3 | 7.6 | 4.3 |
| Diseases of the nervous system and sense organs 320-389 | 36 | 173 | 1,757 | 1.1 | 1.3 | 2.0 | \$684,501 | 1.1 | 1.2 | 2.0 |
| Diseases of the circulatory system 390-459 | 294 | 2,221 | 12,977 | 8.9 | 16.6 | 15.1 | \$5,323,181 | 8.4 | 22.9 | 20.5 |
| Diseases of the respiratory system 460-519 | 343 | 1,932 | 11,993 | 10.3 | 14.5 | 13.9 | \$8,051,332 | 12.6 | 14.7 | 11.6 |
| Diseases of the digestive system 520-579 | 527 | 2,126 | 12,812 | 15.9 | 15.9 | 14.9 | \$9,119,529 | 14.3 | 15.4 | 13.8 |
| Diseases of the genitourinary system 580-629 | 150 | 676 | 4,210 | 4.5 | 5.1 | 4.9 | \$2,169,885 | 3.4 | 3.6 | 3.3 |
| Complications of pregn., childbirth, & puerperium 630-677 | 69 | 235 | 3,164 | 2.1 | 1.8 | 3.7 | \$711,957 | 1.1 | 1.0 | 1.7 |
| Diseases of the skin and subcutaneous tissue 680-709 | 68 | 197 | 1,384 | 2.0 | 1.5 | 1.6 | \$1,290,839 | 2.0 | 1.1 | 1.1 |
| Diseases of the musculoskeletal sys. & conn. tissue 710-739 | 42 | 188 | 1,416 | 1.3 | 1.4 | 1.6 | \$842,240 | 1.3 | 1.4 | 1.7 |
| Congenital Anomalies 740-759 | 1 | 7 | 164 | 0.0 | 0.1 | 0.2 | \$11,564 | 0.0 | 0.1 | 0.3 |
| Symptoms, signs, and ill-defined conditions 780-799 | 111 | 525 | 4,307 | 3.3 | 3.9 | 5.0 | \$1,633,107 | 2.6 | 2.7 | 2.8 |
| Injury and poisoning ** 800-999 | 343 | 1,686 | 14,342 | 10.3 | 12.6 | 16.7 | \$7,349,428 | 11.5 | 13.6 | 21.9 |
| Supplementary classification V01-V82 | 2 | 30 | 153 | 0.1 | 0.2 | 0.2 | \$365,928 | 0.6 | 0.2 | 0.1 |

* Based on Principal Diagnosis.

** See Table 8 for subcategories of injury and poisoning.

*** Excludes professional fees.

Health District of Hospital: Bear River
Inpatient Peer group: Acute, rural, high CMI (n=7)

County: Cache
Ownership: Not for profit

ED beds: 16
Affiliation: Intermountain Healthcare

| Major disease category and ICD-9 code range* | Number of Encounters | | | Percent of Encounters | | | Total Charges*** | | | |
|---|----------------------|--------|---------|-----------------------|--------|---------|------------------|------------|--------|---------|
| | Hospital # | Peer # | State # | Hospital % | Peer % | State % | Hospital \$ | Hospital % | Peer % | State % |
| All Encounters | 2,106 | 11,594 | 86,035 | 100.0 | 100.0 | 100.0 | \$31,646,673 | 100.0 | 100.0 | 100.0 |
| Infectious and parasitic diseases 001-139 | 106 | 810 | 5,533 | 5.0 | 7.0 | 6.4 | \$2,031,536 | 6.4 | 10.6 | 9.1 |
| Neoplasms 140-239 | 21 | 139 | 1,186 | 1.0 | 1.2 | 1.4 | \$393,290 | 1.2 | 1.9 | 2.2 |
| Endocrine, nutritional, metab. & immunity disorders 240-279 | 101 | 483 | 3,762 | 4.8 | 4.2 | 4.4 | \$1,061,737 | 3.4 | 2.7 | 2.6 |
| Diseases of the Blood and Blood-Forming Organs 280-289 | 17 | 115 | 832 | 0.8 | 1.0 | 1.0 | \$216,382 | 0.7 | 0.9 | 0.8 |
| Mental disorders 290-319 | 198 | 618 | 5,594 | 9.4 | 5.3 | 6.5 | \$2,655,270 | 8.4 | 3.3 | 4.3 |
| Diseases of the nervous system and sense organs 320-389 | 35 | 213 | 1,757 | 1.7 | 1.8 | 2.0 | \$602,523 | 1.9 | 1.6 | 2.0 |
| Diseases of the circulatory system 390-459 | 264 | 1,942 | 12,977 | 12.5 | 16.8 | 15.1 | \$4,207,033 | 13.3 | 22.3 | 20.5 |
| Diseases of the respiratory system 460-519 | 267 | 1,631 | 11,993 | 12.7 | 14.1 | 13.9 | \$3,569,797 | 11.3 | 12.5 | 11.6 |
| Diseases of the digestive system 520-579 | 407 | 2,059 | 12,812 | 19.3 | 17.8 | 14.9 | \$6,272,419 | 19.8 | 16.9 | 13.8 |
| Diseases of the genitourinary system 580-629 | 129 | 709 | 4,210 | 6.1 | 6.1 | 4.9 | \$1,559,075 | 4.9 | 4.8 | 3.3 |
| Complications of pregn., childbirth, & puerperium 630-677 | 48 | 182 | 3,164 | 2.3 | 1.6 | 3.7 | \$490,752 | 1.6 | 1.0 | 1.7 |
| Diseases of the skin and subcutaneous tissue 680-709 | 24 | 165 | 1,384 | 1.1 | 1.4 | 1.6 | \$278,372 | 0.9 | 1.0 | 1.1 |
| Diseases of the musculoskeletal sys. & conn. tissue 710-739 | 38 | 173 | 1,416 | 1.8 | 1.5 | 1.6 | \$594,696 | 1.9 | 1.4 | 1.7 |
| Congenital Anomalies 740-759 | 1 | 8 | 164 | 0.0 | 0.1 | 0.2 | \$14,177 | 0.0 | 0.1 | 0.3 |
| Certain conditions orig. in the perinatal period 760-779 | 12 | 35 | 393 | 0.6 | 0.3 | 0.5 | \$92,047 | 0.3 | 0.1 | 0.2 |
| Symptoms, signs, and ill-defined conditions 780-799 | 92 | 600 | 4,307 | 4.4 | 5.2 | 5.0 | \$1,027,383 | 3.2 | 3.1 | 2.8 |
| Injury and poisoning ** 800-999 | 344 | 1,695 | 14,342 | 16.3 | 14.6 | 16.7 | \$6,573,074 | 20.8 | 15.6 | 21.9 |
| Supplementary classification V01-V82 | 2 | 17 | 153 | 0.1 | 0.1 | 0.2 | \$7,111 | 0.0 | 0.2 | 0.1 |

* Based on Principal Diagnosis.

** See Table 8 for subcategories of injury and poisoning.

*** Excludes professional fees.

Table 23
ED Inpatient Encounters by Major Disease Category
January 1, 2009 to December 31, 2009

Health District of Hospital: Weber/Morgan
Inpatient Peer group: Acute, urban, upper medium CMI (n=4)

County: Weber
Ownership: Not for profit

ED beds: 23
Affiliation: Intermountain Healthcare

| Major disease category and ICD-9 code range* | Number of Encounters | | | Percent of Encounters | | | Total Charges*** | | | |
|---|----------------------|--------|---------|-----------------------|--------|---------|------------------|------------|--------|---------|
| | Hospital # | Peer # | State # | Hospital % | Peer % | State % | Hospital \$ | Hospital % | Peer % | State % |
| All Encounters | 8,011 | 20,011 | 86,035 | 100.0 | 100.0 | 100.0 | \$184,292,190 | 100.0 | 100.0 | 100.0 |
| Infectious and parasitic diseases 001-139 | 698 | 1,290 | 5,533 | 8.7 | 6.4 | 6.4 | \$24,282,261 | 13.2 | 9.0 | 9.1 |
| Neoplasms 140-239 | 116 | 319 | 1,186 | 1.4 | 1.6 | 1.4 | \$3,727,454 | 2.0 | 2.3 | 2.2 |
| Endocrine, nutritional, metab. & immunity disorders 240-279 | 314 | 730 | 3,762 | 3.9 | 3.6 | 4.4 | \$4,713,699 | 2.6 | 2.3 | 2.6 |
| Diseases of the Blood and Blood-Forming Organs 280-289 | 70 | 166 | 832 | 0.9 | 0.8 | 1.0 | \$1,529,579 | 0.8 | 0.7 | 0.8 |
| Mental disorders 290-319 | 1,365 | 2,167 | 5,594 | 17.0 | 10.8 | 6.5 | \$20,137,051 | 10.9 | 6.8 | 4.3 |
| Diseases of the nervous system and sense organs 320-389 | 129 | 390 | 1,757 | 1.6 | 1.9 | 2.0 | \$2,884,285 | 1.6 | 1.8 | 2.0 |
| Diseases of the circulatory system 390-459 | 1,266 | 3,573 | 12,977 | 15.8 | 17.9 | 15.1 | \$36,539,934 | 19.8 | 22.4 | 20.5 |
| Diseases of the respiratory system 460-519 | 891 | 2,377 | 11,993 | 11.1 | 11.9 | 13.9 | \$18,705,636 | 10.1 | 11.0 | 11.6 |
| Diseases of the digestive system 520-579 | 950 | 2,891 | 12,812 | 11.9 | 14.4 | 14.9 | \$20,467,438 | 11.1 | 14.4 | 13.8 |
| Diseases of the genitourinary system 580-629 | 305 | 960 | 4,210 | 3.8 | 4.8 | 4.9 | \$5,070,309 | 2.8 | 3.3 | 3.3 |
| Complications of pregn., childbirth, & puerperium 630-677 | 124 | 284 | 3,164 | 1.5 | 1.4 | 3.7 | \$1,668,417 | 0.9 | 0.8 | 1.7 |
| Diseases of the skin and subcutaneous tissue 680-709 | 123 | 322 | 1,384 | 1.5 | 1.6 | 1.6 | \$2,099,187 | 1.1 | 1.1 | 1.1 |
| Diseases of the musculoskeletal sys. & conn. tissue 710-739 | 122 | 391 | 1,416 | 1.5 | 2.0 | 1.6 | \$3,048,517 | 1.7 | 2.1 | 1.7 |
| Congenital Anomalies 740-759 | 4 | 17 | 164 | 0.0 | 0.1 | 0.2 | \$491,999 | 0.3 | 0.2 | 0.3 |
| Certain conditions orig. in the perinatal period 760-779 | 7 | 17 | 393 | 0.1 | 0.1 | 0.5 | \$59,444 | 0.0 | 0.0 | 0.2 |
| Symptoms, signs, and ill-defined conditions 780-799 | 334 | 947 | 4,307 | 4.2 | 4.7 | 5.0 | \$4,710,468 | 2.6 | 2.9 | 2.8 |
| Injury and poisoning ** 800-999 | 1,190 | 3,158 | 14,342 | 14.9 | 15.8 | 16.7 | \$34,128,154 | 18.5 | 19.0 | 21.9 |
| Supplementary classification V01-V82 | 3 | 12 | 153 | 0.0 | 0.1 | 0.2 | \$28,357 | 0.0 | 0.0 | 0.1 |

* Based on Principal Diagnosis.

** See Table 8 for subcategories of injury and poisoning.

*** Excludes professional fees.

Health District of Hospital: Southwest Utah
 Inpatient Peer group: Acute, rural, low CMI (n=16)

County: Beaver
 Ownership: Government

ED beds: 1
 Affiliation: Freestanding

| Major disease category and ICD-9 code range* | Number of Encounters | | | Percent of Encounters | | | Total Charges*** | | | |
|---|----------------------|--------|---------|-----------------------|--------|---------|------------------|------------|--------|---------|
| | Hospital # | Peer # | State # | Hospital % | Peer % | State % | Hospital \$ | Hospital % | Peer % | State % |
| All Encounters | 4 | 4,522 | 86,035 | 100.0 | 100.0 | 100.0 | \$18,441 | 100.0 | 100.0 | 100.0 |
| Diseases of the respiratory system 460-519 | 1 | 930 | 11,993 | 25.0 | 20.6 | 13.9 | \$6,251 | 33.9 | 21.3 | 11.6 |
| Diseases of the digestive system 520-579 | 1 | 721 | 12,812 | 25.0 | 15.9 | 14.9 | \$4,159 | 22.6 | 19.5 | 13.8 |
| Diseases of the genitourinary system 580-629 | 2 | 292 | 4,210 | 50.0 | 6.5 | 4.9 | \$8,031 | 43.6 | 6.9 | 3.3 |

* Based on Principal Diagnosis.

** See Table 8 for subcategories of injury and poisoning.

*** Excludes professional fees.

Table 23
ED Inpatient Encounters by Major Disease Category
January 1, 2009 to December 31, 2009

Health District of Hospital: Utah County
Inpatient Peer group: Acute, urban, lower medium CMI (n=7)

County: Utah
Ownership: Investor-owned

ED beds: 11
Affiliation: Mountainstar Healthcare

| Major disease category and ICD-9 code range* | Number of Encounters | | | Percent of Encounters | | | Total Charges*** | | | |
|---|----------------------|--------|---------|-----------------------|--------|---------|------------------|------------|--------|---------|
| | Hospital # | Peer # | State # | Hospital % | Peer % | State % | Hospital \$ | Hospital % | Peer % | State % |
| All Encounters | 1,316 | 13,353 | 86,035 | 100.0 | 100.0 | 100.0 | \$26,606,523 | 100.0 | 100.0 | 100.0 |
| Infectious and parasitic diseases 001-139 | 46 | 793 | 5,533 | 3.5 | 5.9 | 6.4 | \$1,356,192 | 5.1 | 9.3 | 9.1 |
| Neoplasms 140-239 | 4 | 138 | 1,186 | 0.3 | 1.0 | 1.4 | \$100,096 | 0.4 | 1.7 | 2.2 |
| Endocrine, nutritional, metab. & immunity disorders 240-279 | 52 | 562 | 3,762 | 4.0 | 4.2 | 4.4 | \$740,693 | 2.8 | 2.7 | 2.6 |
| Diseases of the Blood and Blood-Forming Organs 280-289 | 8 | 116 | 832 | 0.6 | 0.9 | 1.0 | \$108,426 | 0.4 | 0.6 | 0.8 |
| Mental disorders 290-319 | 162 | 1,731 | 5,594 | 12.3 | 13.0 | 6.5 | \$1,518,639 | 5.7 | 7.6 | 4.3 |
| Diseases of the nervous system and sense organs 320-389 | 13 | 173 | 1,757 | 1.0 | 1.3 | 2.0 | \$198,277 | 0.7 | 1.2 | 2.0 |
| Diseases of the circulatory system 390-459 | 246 | 2,221 | 12,977 | 18.7 | 16.6 | 15.1 | \$6,730,008 | 25.3 | 22.9 | 20.5 |
| Diseases of the respiratory system 460-519 | 231 | 1,932 | 11,993 | 17.6 | 14.5 | 13.9 | \$4,972,232 | 18.7 | 14.7 | 11.6 |
| Diseases of the digestive system 520-579 | 192 | 2,126 | 12,812 | 14.6 | 15.9 | 14.9 | \$4,068,994 | 15.3 | 15.4 | 13.8 |
| Diseases of the genitourinary system 580-629 | 73 | 676 | 4,210 | 5.5 | 5.1 | 4.9 | \$1,104,504 | 4.2 | 3.6 | 3.3 |
| Complications of pregn., childbirth, & puerperium 630-677 | 19 | 235 | 3,164 | 1.4 | 1.8 | 3.7 | \$182,528 | 0.7 | 1.0 | 1.7 |
| Diseases of the skin and subcutaneous tissue 680-709 | 21 | 197 | 1,384 | 1.6 | 1.5 | 1.6 | \$347,194 | 1.3 | 1.1 | 1.1 |
| Diseases of the musculoskeletal sys. & conn. tissue 710-739 | 25 | 188 | 1,416 | 1.9 | 1.4 | 1.6 | \$565,298 | 2.1 | 1.4 | 1.7 |
| Certain conditions orig. in the perinatal period 760-779 | 5 | 17 | 393 | 0.4 | 0.1 | 0.5 | \$46,891 | 0.2 | 0.0 | 0.2 |
| Symptoms, signs, and ill-defined conditions 780-799 | 38 | 525 | 4,307 | 2.9 | 3.9 | 5.0 | \$561,077 | 2.1 | 2.7 | 2.8 |
| Injury and poisoning ** 800-999 | 181 | 1,686 | 14,342 | 13.8 | 12.6 | 16.7 | \$4,005,474 | 15.1 | 13.6 | 21.9 |

* Based on Principal Diagnosis.

** See Table 8 for subcategories of injury and poisoning.

*** Excludes professional fees.

Health District of Hospital: Tooele County
Inpatient Peer group: Acute, rural, low CMI (n=16)

County: Tooele
Ownership: Investor-owned

ED beds: 8
Affiliation: Community Health Sys.

| Major disease category and ICD-9 code range* | Number of Encounters | | | Percent of Encounters | | | Total Charges*** | | | |
|---|----------------------|--------|---------|-----------------------|--------|---------|------------------|------------|--------|---------|
| | Hospital # | Peer # | State # | Hospital % | Peer % | State % | Hospital \$ | Hospital % | Peer % | State % |
| All Encounters | 1,079 | 4,522 | 86,035 | 100.0 | 100.0 | 100.0 | \$18,756,579 | 100.0 | 100.0 | 100.0 |
| Infectious and parasitic diseases 001-139 | 33 | 119 | 5,533 | 3.1 | 2.6 | 6.4 | \$565,632 | 3.0 | 2.7 | 9.1 |
| Neoplasms 140-239 | 5 | 32 | 1,186 | 0.5 | 0.7 | 1.4 | \$62,003 | 0.3 | 0.6 | 2.2 |
| Endocrine, nutritional, metab. & immunity disorders 240-279 | 66 | 319 | 3,762 | 6.1 | 7.1 | 4.4 | \$739,200 | 3.9 | 5.2 | 2.6 |
| Diseases of the Blood and Blood-Forming Organs 280-289 | 9 | 47 | 832 | 0.8 | 1.0 | 1.0 | \$199,465 | 1.1 | 1.1 | 0.8 |
| Mental disorders 290-319 | 14 | 76 | 5,594 | 1.3 | 1.7 | 6.5 | \$212,063 | 1.1 | 1.3 | 4.3 |
| Diseases of the nervous system and sense organs 320-389 | 11 | 55 | 1,757 | 1.0 | 1.2 | 2.0 | \$136,121 | 0.7 | 1.0 | 2.0 |
| Diseases of the circulatory system 390-459 | 133 | 529 | 12,977 | 12.3 | 11.7 | 15.1 | \$2,304,724 | 12.3 | 12.4 | 20.5 |
| Diseases of the respiratory system 460-519 | 181 | 930 | 11,993 | 16.8 | 20.6 | 13.9 | \$3,738,584 | 19.9 | 21.3 | 11.6 |
| Diseases of the digestive system 520-579 | 188 | 721 | 12,812 | 17.4 | 15.9 | 14.9 | \$3,982,179 | 21.2 | 19.5 | 13.8 |
| Diseases of the genitourinary system 580-629 | 94 | 292 | 4,210 | 8.7 | 6.5 | 4.9 | \$1,683,544 | 9.0 | 6.9 | 3.3 |
| Complications of pregn., childbirth, & puerperium 630-677 | 73 | 254 | 3,164 | 6.8 | 5.6 | 3.7 | \$630,001 | 3.4 | 3.5 | 1.7 |
| Diseases of the skin and subcutaneous tissue 680-709 | 28 | 81 | 1,384 | 2.6 | 1.8 | 1.6 | \$537,387 | 2.9 | 2.2 | 1.1 |
| Diseases of the musculoskeletal sys. & conn. tissue 710-739 | 23 | 78 | 1,416 | 2.1 | 1.7 | 1.6 | \$387,215 | 2.1 | 1.9 | 1.7 |
| Certain conditions orig. in the perinatal period 760-779 | 1 | 9 | 393 | 0.1 | 0.2 | 0.5 | \$4,460 | 0.0 | 0.2 | 0.2 |
| Symptoms, signs, and ill-defined conditions 780-799 | 97 | 398 | 4,307 | 9.0 | 8.8 | 5.0 | \$1,218,908 | 6.5 | 6.9 | 2.8 |
| Injury and poisoning ** 800-999 | 123 | 490 | 14,342 | 11.4 | 10.8 | 16.7 | \$2,355,091 | 12.6 | 12.7 | 21.9 |

* Based on Principal Diagnosis.

** See Table 8 for subcategories of injury and poisoning.

*** Excludes professional fees.

Table 23
ED Inpatient Encounters by Major Disease Category
January 1, 2009 to December 31, 2009

Health District of Hospital: Weber/Morgan
Inpatient Peer group: Acute, urban, lower medium CMI (n=7)

County: Weber
Ownership: Investor-owned

ED beds: 17
Affiliation: Mountainstar Healthcare

| Major disease category and ICD-9 code range* | Number of Encounters | | | Percent of Encounters | | | Total Charges*** | | | |
|---|----------------------|--------|---------|-----------------------|--------|---------|------------------|------------|--------|---------|
| | Hospital # | Peer # | State # | Hospital % | Peer % | State % | Hospital \$ | Hospital % | Peer % | State % |
| All Encounters | 2,644 | 13,353 | 86,035 | 100.0 | 100.0 | 100.0 | \$74,963,987 | 100.0 | 100.0 | 100.0 |
| Infectious and parasitic diseases 001-139 | 116 | 793 | 5,533 | 4.4 | 5.9 | 6.4 | \$5,612,075 | 7.5 | 9.3 | 9.1 |
| Neoplasms 140-239 | 34 | 138 | 1,186 | 1.3 | 1.0 | 1.4 | \$1,318,452 | 1.8 | 1.7 | 2.2 |
| Endocrine, nutritional, metab. & immunity disorders 240-279 | 89 | 562 | 3,762 | 3.4 | 4.2 | 4.4 | \$1,523,959 | 2.0 | 2.7 | 2.6 |
| Diseases of the Blood and Blood-Forming Organs 280-289 | 18 | 116 | 832 | 0.7 | 0.9 | 1.0 | \$344,863 | 0.5 | 0.6 | 0.8 |
| Mental disorders 290-319 | 237 | 1,731 | 5,594 | 9.0 | 13.0 | 6.5 | \$2,415,692 | 3.2 | 7.6 | 4.3 |
| Diseases of the nervous system and sense organs 320-389 | 34 | 173 | 1,757 | 1.3 | 1.3 | 2.0 | \$1,018,347 | 1.4 | 1.2 | 2.0 |
| Diseases of the circulatory system 390-459 | 501 | 2,221 | 12,977 | 18.9 | 16.6 | 15.1 | \$20,318,105 | 27.1 | 22.9 | 20.5 |
| Diseases of the respiratory system 460-519 | 393 | 1,932 | 11,993 | 14.9 | 14.5 | 13.9 | \$9,200,244 | 12.3 | 14.7 | 11.6 |
| Diseases of the digestive system 520-579 | 438 | 2,126 | 12,812 | 16.6 | 15.9 | 14.9 | \$11,723,444 | 15.6 | 15.4 | 13.8 |
| Diseases of the genitourinary system 580-629 | 163 | 676 | 4,210 | 6.2 | 5.1 | 4.9 | \$3,241,840 | 4.3 | 3.6 | 3.3 |
| Complications of pregn., childbirth, & puerperium 630-677 | 45 | 235 | 3,164 | 1.7 | 1.8 | 3.7 | \$775,758 | 1.0 | 1.0 | 1.7 |
| Diseases of the skin and subcutaneous tissue 680-709 | 36 | 197 | 1,384 | 1.4 | 1.5 | 1.6 | \$626,364 | 0.8 | 1.1 | 1.1 |
| Diseases of the musculoskeletal sys. & conn. tissue 710-739 | 42 | 188 | 1,416 | 1.6 | 1.4 | 1.6 | \$988,358 | 1.3 | 1.4 | 1.7 |
| Congenital Anomalies 740-759 | 1 | 7 | 164 | 0.0 | 0.1 | 0.2 | \$12,127 | 0.0 | 0.1 | 0.3 |
| Certain conditions orig. in the perinatal period 760-779 | 6 | 17 | 393 | 0.2 | 0.1 | 0.5 | \$45,515 | 0.1 | 0.0 | 0.2 |
| Symptoms, signs, and ill-defined conditions 780-799 | 131 | 525 | 4,307 | 5.0 | 3.9 | 5.0 | \$2,440,747 | 3.3 | 2.7 | 2.8 |
| Injury and poisoning ** 800-999 | 358 | 1,686 | 14,342 | 13.5 | 12.6 | 16.7 | \$13,336,246 | 17.8 | 13.6 | 21.9 |
| Supplementary classification V01-V82 | 2 | 30 | 153 | 0.1 | 0.2 | 0.2 | \$21,851 | 0.0 | 0.2 | 0.1 |

* Based on Principal Diagnosis.

** See Table 8 for subcategories of injury and poisoning.

*** Excludes professional fees.

Table 23
 ED Inpatient Encounters by Major Disease Category
 January 1, 2009 to December 31, 2009

Health District of Hospital: Utah County
 Inpatient Peer group: Acute, urban, low CMI (n=6)

County: Utah
 Ownership: Not for profit

ED beds: 9
 Affiliation: Intermountain Healthcare

| Major disease category and ICD-9 code range* | Number of Encounters | | | Percent of Encounters | | | Total Charges*** | | | |
|---|----------------------|--------|---------|-----------------------|--------|---------|------------------|------------|--------|---------|
| | Hospital # | Peer # | State # | Hospital % | Peer % | State % | Hospital \$ | Hospital % | Peer % | State % |
| All Encounters | 17 | 8,614 | 86,035 | 100.0 | 100.0 | 100.0 | \$144,028 | 100.0 | 100.0 | 100.0 |
| Complications of pregn., childbirth, & puerperium 630-677 | 14 | 322 | 3,164 | 82.4 | 3.7 | 3.7 | \$111,102 | 77.1 | 2.2 | 1.7 |
| Diseases of the musculoskeletal sys. & conn. tissue 710-739 | 1 | 116 | 1,416 | 5.9 | 1.3 | 1.6 | \$11,066 | 7.7 | 1.4 | 1.7 |
| Injury and poisoning ** 800-999 | 2 | 1,181 | 14,342 | 11.8 | 13.7 | 16.7 | \$21,860 | 15.2 | 14.0 | 21.9 |

* Based on Principal Diagnosis.
 ** See Table 8 for subcategories of injury and poisoning.
 *** Excludes professional fees.

Table 23
 ED Inpatient Encounters by Major Disease Category
 January 1, 2009 to December 31, 2009

Health District of Hospital: Summit County
 Inpatient Peer group: Acute, rural, high CMI (n=7)

County: Summit
 Ownership: Not for profit

ED beds: .
 Affiliation: Intermountain Healthcare

| Major disease category and ICD-9 code range* | Number of Encounters | | | Percent of Encounters | | | Total Charges*** | | | |
|---|----------------------|--------|---------|-----------------------|--------|---------|------------------|------------|--------|---------|
| | Hospital # | Peer # | State # | Hospital % | Peer % | State % | Hospital \$ | Hospital % | Peer % | State % |
| All Encounters | 89 | 11,594 | 86,035 | 100.0 | 100.0 | 100.0 | \$1,153,520 | 100.0 | 100.0 | 100.0 |
| Infectious and parasitic diseases 001-139 | 5 | 810 | 5,533 | 5.6 | 7.0 | 6.4 | \$43,868 | 3.8 | 10.6 | 9.1 |
| Mental disorders 290-319 | 1 | 618 | 5,594 | 1.1 | 5.3 | 6.5 | \$8,176 | 0.7 | 3.3 | 4.3 |
| Diseases of the circulatory system 390-459 | 13 | 1,942 | 12,977 | 14.6 | 16.8 | 15.1 | \$128,431 | 11.1 | 22.3 | 20.5 |
| Diseases of the respiratory system 460-519 | 8 | 1,631 | 11,993 | 9.0 | 14.1 | 13.9 | \$61,170 | 5.3 | 12.5 | 11.6 |
| Diseases of the digestive system 520-579 | 25 | 2,059 | 12,812 | 28.1 | 17.8 | 14.9 | \$466,773 | 40.5 | 16.9 | 13.8 |
| Diseases of the genitourinary system 580-629 | 10 | 709 | 4,210 | 11.2 | 6.1 | 4.9 | \$87,532 | 7.6 | 4.8 | 3.3 |
| Complications of pregn., childbirth, & puerperium 630-677 | 5 | 182 | 3,164 | 5.6 | 1.6 | 3.7 | \$35,501 | 3.1 | 1.0 | 1.7 |
| Diseases of the musculoskeletal sys. & conn. tissue 710-739 | 2 | 173 | 1,416 | 2.2 | 1.5 | 1.6 | \$26,731 | 2.3 | 1.4 | 1.7 |
| Symptoms, signs, and ill-defined conditions 780-799 | 6 | 600 | 4,307 | 6.7 | 5.2 | 5.0 | \$48,317 | 4.2 | 3.1 | 2.8 |
| Injury and poisoning ** 800-999 | 14 | 1,695 | 14,342 | 15.7 | 14.6 | 16.7 | \$247,020 | 21.4 | 15.6 | 21.9 |

* Based on Principal Diagnosis.

** See Table 8 for subcategories of injury and poisoning.

*** Excludes professional fees.

Table 23
ED Inpatient Encounters by Major Disease Category
January 1, 2009 to December 31, 2009

Health District of Hospital: Salt Lake County
Inpatient Peer group: Acute, urban, lower medium CMI (n=7)

County: Salt Lake
Ownership: Investor-owned

ED beds: 18
Affiliation: IASIS Health Care

| Major disease category and ICD-9 code range* | Number of Encounters | | | Percent of Encounters | | | Total Charges*** | | | |
|---|----------------------|--------|---------|-----------------------|--------|---------|------------------|------------|--------|---------|
| | Hospital # | Peer # | State # | Hospital % | Peer % | State % | Hospital \$ | Hospital % | Peer % | State % |
| All Encounters | 2,065 | 13,353 | 86,035 | 100.0 | 100.0 | 100.0 | \$56,751,067 | 100.0 | 100.0 | 100.0 |
| Infectious and parasitic diseases 001-139 | 115 | 793 | 5,533 | 5.6 | 5.9 | 6.4 | \$5,352,864 | 9.4 | 9.3 | 9.1 |
| Neoplasms 140-239 | 16 | 138 | 1,186 | 0.8 | 1.0 | 1.4 | \$511,264 | 0.9 | 1.7 | 2.2 |
| Endocrine, nutritional, metab. & immunity disorders 240-279 | 110 | 562 | 3,762 | 5.3 | 4.2 | 4.4 | \$1,685,876 | 3.0 | 2.7 | 2.6 |
| Diseases of the Blood and Blood-Forming Organs 280-289 | 9 | 116 | 832 | 0.4 | 0.9 | 1.0 | \$181,227 | 0.3 | 0.6 | 0.8 |
| Mental disorders 290-319 | 46 | 1,731 | 5,594 | 2.2 | 13.0 | 6.5 | \$785,853 | 1.4 | 7.6 | 4.3 |
| Diseases of the nervous system and sense organs 320-389 | 27 | 173 | 1,757 | 1.3 | 1.3 | 2.0 | \$492,045 | 0.9 | 1.2 | 2.0 |
| Diseases of the circulatory system 390-459 | 416 | 2,221 | 12,977 | 20.1 | 16.6 | 15.1 | \$15,992,522 | 28.2 | 22.9 | 20.5 |
| Diseases of the respiratory system 460-519 | 350 | 1,932 | 11,993 | 16.9 | 14.5 | 13.9 | \$9,869,329 | 17.4 | 14.7 | 11.6 |
| Diseases of the digestive system 520-579 | 373 | 2,126 | 12,812 | 18.1 | 15.9 | 14.9 | \$10,065,779 | 17.7 | 15.4 | 13.8 |
| Diseases of the genitourinary system 580-629 | 103 | 676 | 4,210 | 5.0 | 5.1 | 4.9 | \$1,781,560 | 3.1 | 3.6 | 3.3 |
| Complications of pregn., childbirth, & puerperium 630-677 | 46 | 235 | 3,164 | 2.2 | 1.8 | 3.7 | \$774,337 | 1.4 | 1.0 | 1.7 |
| Diseases of the skin and subcutaneous tissue 680-709 | 27 | 197 | 1,384 | 1.3 | 1.5 | 1.6 | \$546,595 | 1.0 | 1.1 | 1.1 |
| Diseases of the musculoskeletal sys. & conn. tissue 710-739 | 22 | 188 | 1,416 | 1.1 | 1.4 | 1.6 | \$524,369 | 0.9 | 1.4 | 1.7 |
| Symptoms, signs, and ill-defined conditions 780-799 | 103 | 525 | 4,307 | 5.0 | 3.9 | 5.0 | \$1,890,519 | 3.3 | 2.7 | 2.8 |
| Injury and poisoning ** 800-999 | 283 | 1,686 | 14,342 | 13.7 | 12.6 | 16.7 | \$6,149,217 | 10.8 | 13.6 | 21.9 |
| Supplementary classification V01-V82 | 19 | 30 | 153 | 0.9 | 0.2 | 0.2 | \$147,711 | 0.3 | 0.2 | 0.1 |

* Based on Principal Diagnosis.

** See Table 8 for subcategories of injury and poisoning.

*** Excludes professional fees.

Health District of Hospital: Salt Lake County
Inpatient Peer group: None (n=4)

County: Salt Lake
Ownership: Not for profit

ED beds: 13
Affiliation: Intermountain Healthcare

| Major disease category and ICD-9 code range* | Number of Encounters | | | Percent of Encounters | | | Total Charges*** | | | |
|---|----------------------|--------|---------|-----------------------|--------|---------|------------------|------------|--------|---------|
| | Hospital # | Peer # | State # | Hospital % | Peer % | State % | Hospital \$ | Hospital % | Peer % | State % |
| All Encounters | 7,378 | . | 86,035 | 100.0 | . | 100.0 | \$108,189,560 | 100.0 | . | 100.0 |
| Infectious and parasitic diseases 001-139 | 273 | . | 5,533 | 3.7 | . | 6.4 | \$3,746,679 | 3.5 | . | 9.1 |
| Neoplasms 140-239 | 88 | . | 1,186 | 1.2 | . | 1.4 | \$5,081,769 | 4.7 | . | 2.2 |
| Endocrine, nutritional, metab. & immunity disorders 240-279 | 509 | . | 3,762 | 6.9 | . | 4.4 | \$4,433,350 | 4.1 | . | 2.6 |
| Diseases of the Blood and Blood-Forming Organs 280-289 | 150 | . | 832 | 2.0 | . | 1.0 | \$2,041,266 | 1.9 | . | 0.8 |
| Mental disorders 290-319 | 209 | . | 5,594 | 2.8 | . | 6.5 | \$2,287,873 | 2.1 | . | 4.3 |
| Diseases of the nervous system and sense organs 320-389 | 305 | . | 1,757 | 4.1 | . | 2.0 | \$6,212,255 | 5.7 | . | 2.0 |
| Diseases of the circulatory system 390-459 | 106 | . | 12,977 | 1.4 | . | 15.1 | \$3,657,262 | 3.4 | . | 20.5 |
| Diseases of the respiratory system 460-519 | 2,414 | . | 11,993 | 32.7 | . | 13.9 | \$28,160,567 | 26.0 | . | 11.6 |
| Diseases of the digestive system 520-579 | 740 | . | 12,812 | 10.0 | . | 14.9 | \$10,872,979 | 10.0 | . | 13.8 |
| Diseases of the genitourinary system 580-629 | 223 | . | 4,210 | 3.0 | . | 4.9 | \$2,440,171 | 2.3 | . | 3.3 |
| Diseases of the skin and subcutaneous tissue 680-709 | 167 | . | 1,384 | 2.3 | . | 1.6 | \$1,612,315 | 1.5 | . | 1.1 |
| Diseases of the musculoskeletal sys. & conn. tissue 710-739 | 103 | . | 1,416 | 1.4 | . | 1.6 | \$1,746,491 | 1.6 | . | 1.7 |
| Congenital Anomalies 740-759 | 103 | . | 164 | 1.4 | . | 0.2 | \$3,524,271 | 3.3 | . | 0.3 |
| Certain conditions orig. in the perinatal period 760-779 | 298 | . | 393 | 4.0 | . | 0.5 | \$3,296,136 | 3.0 | . | 0.2 |
| Symptoms, signs, and ill-defined conditions 780-799 | 570 | . | 4,307 | 7.7 | . | 5.0 | \$4,855,451 | 4.5 | . | 2.8 |
| Injury and poisoning ** 800-999 | 1,100 | . | 14,342 | 14.9 | . | 16.7 | \$24,061,388 | 22.2 | . | 21.9 |
| Supplementary classification V01-V82 | 20 | . | 153 | 0.3 | . | 0.2 | \$159,335 | 0.1 | . | 0.1 |

* Based on Principal Diagnosis.

** See Table 8 for subcategories of injury and poisoning.

*** Excludes professional fees.

Health District of Hospital: Salt Lake County
Inpatient Peer group: Acute, urban, low CMI (n=6)

County: Salt Lake
Ownership: Not for profit

ED beds: .
Affiliation: Intermountain Healthcare

| Major disease category and ICD-9 code range* | Number of Encounters | | | Percent of Encounters | | | Total Charges*** | | | |
|--|----------------------|-----------|------------|-----------------------|-----------|------------|------------------|---------------|-----------|------------|
| | Hospital # | Peer # | State # | Hospital % | Peer % | State % | Hospital \$ | Hospital % | Peer % | State % |
| All Encounters | 117 | 8,614 | 86,035 | 100.0 | 100.0 | 100.0 | \$1,369,971 | 100.0 | 100.0 | 100.0 |
| Infectious and parasitic diseases 001-139 | 7 | 637 | 5,533 | 6.0 | 7.4 | 6.4 | \$66,917 | 4.9 | 10.5 | 9.1 |
| Neoplasms 140-239 | 1 | 72 | 1,186 | 0.9 | 0.8 | 1.4 | \$21,289 | 1.6 | 1.0 | 2.2 |
| Endocrine, nutritional, metab. & immunity disorders 240-279 | 6 | 447 | 3,762 | 5.1 | 5.2 | 4.4 | \$69,960 | 5.1 | 3.4 | 2.6 |
| Diseases of the circulatory system 390-459 | 10 | 1,233 | 12,977 | 8.5 | 14.3 | 15.1 | \$107,733 | 7.9 | 19.7 | 20.5 |
| Diseases of the respiratory system 460-519 | 10 | 1,232 | 11,993 | 8.5 | 14.3 | 13.9 | \$79,899 | 5.8 | 13.2 | 11.6 |
| Diseases of the digestive system 520-579 | 43 | 1,764 | 12,812 | 36.8 | 20.5 | 14.9 | \$578,531 | 42.2 | 21.1 | 13.8 |
| Diseases of the genitourinary system 580-629 | 8 | 625 | 4,210 | 6.8 | 7.3 | 4.9 | \$72,673 | 5.3 | 5.5 | 3.3 |
| Complications of pregn., childbirth, & puerperium 630-677 | 2 | 322 | 3,164 | 1.7 | 3.7 | 3.7 | \$14,573 | 1.1 | 2.2 | 1.7 |
| Diseases of the skin and subcutaneous tissue 680-709 | 4 | 152 | 1,384 | 3.4 | 1.8 | 1.6 | \$57,716 | 4.2 | 1.5 | 1.1 |
| Diseases of the musculoskeletal sys. & conn. tissue 710-739 | 2 | 116 | 1,416 | 1.7 | 1.3 | 1.6 | \$31,791 | 2.3 | 1.4 | 1.7 |
| Symptoms, signs, and ill-defined conditions 780-799 | 4 | 419 | 4,307 | 3.4 | 4.9 | 5.0 | \$37,055 | 2.7 | 3.1 | 2.8 |
| Injury and poisoning ** 800-999 | 20 | 1,181 | 14,342 | 17.1 | 13.7 | 16.7 | \$231,834 | 16.9 | 14.0 | 21.9 |

* Based on Principal Diagnosis.

** See Table 8 for subcategories of injury and poisoning.

*** Excludes professional fees.

Health District of Hospital: Southeastern Utah
Inpatient Peer group: Acute, rural, low CMI (n=16)

County: San Juan
Ownership: Government

ED beds: 6
Affiliation: Management

| Major disease category and ICD-9 code range* | Number of Encounters | | | Percent of Encounters | | | Total Charges*** | | | |
|---|----------------------|--------|---------|-----------------------|--------|---------|------------------|------------|--------|---------|
| | Hospital # | Peer # | State # | Hospital % | Peer % | State % | Hospital \$ | Hospital % | Peer % | State % |
| All Encounters | 183 | 4,522 | 86,035 | 100.0 | 100.0 | 100.0 | \$1,119,402 | 100.0 | 100.0 | 100.0 |
| Infectious and parasitic diseases 001-139 | 11 | 119 | 5,533 | 6.0 | 2.6 | 6.4 | \$54,790 | 4.9 | 2.7 | 9.1 |
| Neoplasms 140-239 | 1 | 32 | 1,186 | 0.5 | 0.7 | 1.4 | \$5,193 | 0.5 | 0.6 | 2.2 |
| Endocrine, nutritional, metab. & immunity disorders 240-279 | 12 | 319 | 3,762 | 6.6 | 7.1 | 4.4 | \$66,401 | 5.9 | 5.2 | 2.6 |
| Diseases of the Blood and Blood-Forming Organs 280-289 | 4 | 47 | 832 | 2.2 | 1.0 | 1.0 | \$24,769 | 2.2 | 1.1 | 0.8 |
| Mental disorders 290-319 | 3 | 76 | 5,594 | 1.6 | 1.7 | 6.5 | \$13,985 | 1.2 | 1.3 | 4.3 |
| Diseases of the nervous system and sense organs 320-389 | 3 | 55 | 1,757 | 1.6 | 1.2 | 2.0 | \$10,301 | 0.9 | 1.0 | 2.0 |
| Diseases of the circulatory system 390-459 | 12 | 529 | 12,977 | 6.6 | 11.7 | 15.1 | \$56,993 | 5.1 | 12.4 | 20.5 |
| Diseases of the respiratory system 460-519 | 35 | 930 | 11,993 | 19.1 | 20.6 | 13.9 | \$235,644 | 21.1 | 21.3 | 11.6 |
| Diseases of the digestive system 520-579 | 29 | 721 | 12,812 | 15.8 | 15.9 | 14.9 | \$219,335 | 19.6 | 19.5 | 13.8 |
| Diseases of the genitourinary system 580-629 | 10 | 292 | 4,210 | 5.5 | 6.5 | 4.9 | \$51,642 | 4.6 | 6.9 | 3.3 |
| Complications of pregn., childbirth, & puerperium 630-677 | 11 | 254 | 3,164 | 6.0 | 5.6 | 3.7 | \$51,859 | 4.6 | 3.5 | 1.7 |
| Diseases of the skin and subcutaneous tissue 680-709 | 6 | 81 | 1,384 | 3.3 | 1.8 | 1.6 | \$53,136 | 4.7 | 2.2 | 1.1 |
| Diseases of the musculoskeletal sys. & conn. tissue 710-739 | 2 | 78 | 1,416 | 1.1 | 1.7 | 1.6 | \$12,002 | 1.1 | 1.9 | 1.7 |
| Symptoms, signs, and ill-defined conditions 780-799 | 28 | 398 | 4,307 | 15.3 | 8.8 | 5.0 | \$165,811 | 14.8 | 6.9 | 2.8 |
| Injury and poisoning ** 800-999 | 16 | 490 | 14,342 | 8.7 | 10.8 | 16.7 | \$97,541 | 8.7 | 12.7 | 21.9 |

* Based on Principal Diagnosis.

** See Table 8 for subcategories of injury and poisoning.

*** Excludes professional fees.

Health District of Hospital: Central Utah
Inpatient Peer group: Acute, rural, low CMI (n=16)

County: Sanpete
Ownership: Not for profit

ED beds: 3
Affiliation: Intermountain Healthcare

| Major disease category and ICD-9 code range* | Number of Encounters | | | Percent of Encounters | | | Total Charges*** | | | |
|---|----------------------|--------|---------|-----------------------|--------|---------|------------------|------------|--------|---------|
| | Hospital # | Peer # | State # | Hospital % | Peer % | State % | Hospital \$ | Hospital % | Peer % | State % |
| All Encounters | 201 | 4,522 | 86,035 | 100.0 | 100.0 | 100.0 | \$1,642,407 | 100.0 | 100.0 | 100.0 |
| Infectious and parasitic diseases 001-139 | 4 | 119 | 5,533 | 2.0 | 2.6 | 6.4 | \$21,893 | 1.3 | 2.7 | 9.1 |
| Neoplasms 140-239 | 1 | 32 | 1,186 | 0.5 | 0.7 | 1.4 | \$5,179 | 0.3 | 0.6 | 2.2 |
| Endocrine, nutritional, metab. & immunity disorders 240-279 | 18 | 319 | 3,762 | 9.0 | 7.1 | 4.4 | \$107,963 | 6.6 | 5.2 | 2.6 |
| Diseases of the Blood and Blood-Forming Organs 280-289 | 1 | 47 | 832 | 0.5 | 1.0 | 1.0 | \$8,314 | 0.5 | 1.1 | 0.8 |
| Mental disorders 290-319 | 9 | 76 | 5,594 | 4.5 | 1.7 | 6.5 | \$56,973 | 3.5 | 1.3 | 4.3 |
| Diseases of the nervous system and sense organs 320-389 | 1 | 55 | 1,757 | 0.5 | 1.2 | 2.0 | \$4,935 | 0.3 | 1.0 | 2.0 |
| Diseases of the circulatory system 390-459 | 16 | 529 | 12,977 | 8.0 | 11.7 | 15.1 | \$143,324 | 8.7 | 12.4 | 20.5 |
| Diseases of the respiratory system 460-519 | 50 | 930 | 11,993 | 24.9 | 20.6 | 13.9 | \$436,330 | 26.6 | 21.3 | 11.6 |
| Diseases of the digestive system 520-579 | 30 | 721 | 12,812 | 14.9 | 15.9 | 14.9 | \$320,383 | 19.5 | 19.5 | 13.8 |
| Diseases of the genitourinary system 580-629 | 10 | 292 | 4,210 | 5.0 | 6.5 | 4.9 | \$92,907 | 5.7 | 6.9 | 3.3 |
| Complications of pregn., childbirth, & puerperium 630-677 | 1 | 254 | 3,164 | 0.5 | 5.6 | 3.7 | \$11,599 | 0.7 | 3.5 | 1.7 |
| Diseases of the musculoskeletal sys. & conn. tissue 710-739 | 4 | 78 | 1,416 | 2.0 | 1.7 | 1.6 | \$37,582 | 2.3 | 1.9 | 1.7 |
| Certain conditions orig. in the perinatal period 760-779 | 1 | 9 | 393 | 0.5 | 0.2 | 0.5 | \$5,358 | 0.3 | 0.2 | 0.2 |
| Symptoms, signs, and ill-defined conditions 780-799 | 20 | 398 | 4,307 | 10.0 | 8.8 | 5.0 | \$134,495 | 8.2 | 6.9 | 2.8 |
| Injury and poisoning ** 800-999 | 34 | 490 | 14,342 | 16.9 | 10.8 | 16.7 | \$250,986 | 15.3 | 12.7 | 21.9 |
| Supplementary classification V01-V82 | 1 | 36 | 153 | 0.5 | 0.8 | 0.2 | \$4,187 | 0.3 | 0.1 | 0.1 |

* Based on Principal Diagnosis.

** See Table 8 for subcategories of injury and poisoning.

*** Excludes professional fees.

Health District of Hospital: Central Utah
Inpatient Peer group: Acute, rural, low CMI (n=16)

County: Sevier
Ownership: Not for profit

ED beds: 3
Affiliation: Intermountain Healthcare

| Major disease category and ICD-9 code range* | Number of Encounters | | | Percent of Encounters | | | Total Charges*** | | | |
|---|----------------------|-----------|------------|-----------------------|-----------|------------|------------------|---------------|-----------|------------|
| | Hospital # | Peer # | State # | Hospital % | Peer % | State % | Hospital \$ | Hospital % | Peer % | State % |
| All Encounters | 438 | 4,522 | 86,035 | 100.0 | 100.0 | 100.0 | \$3,799,881 | 100.0 | 100.0 | 100.0 |
| Infectious and parasitic diseases 001-139 | 6 | 119 | 5,533 | 1.4 | 2.6 | 6.4 | \$92,021 | 2.4 | 2.7 | 9.1 |
| Neoplasms 140-239 | 4 | 32 | 1,186 | 0.9 | 0.7 | 1.4 | \$30,089 | 0.8 | 0.6 | 2.2 |
| Endocrine, nutritional, metab. & immunity disorders 240-279 | 34 | 319 | 3,762 | 7.8 | 7.1 | 4.4 | \$201,914 | 5.3 | 5.2 | 2.6 |
| Diseases of the Blood and Blood-Forming Organs 280-289 | 8 | 47 | 832 | 1.8 | 1.0 | 1.0 | \$74,805 | 2.0 | 1.1 | 0.8 |
| Mental disorders 290-319 | 6 | 76 | 5,594 | 1.4 | 1.7 | 6.5 | \$39,964 | 1.1 | 1.3 | 4.3 |
| Diseases of the nervous system and sense organs 320-389 | 7 | 55 | 1,757 | 1.6 | 1.2 | 2.0 | \$51,495 | 1.4 | 1.0 | 2.0 |
| Diseases of the circulatory system 390-459 | 60 | 529 | 12,977 | 13.7 | 11.7 | 15.1 | \$479,005 | 12.6 | 12.4 | 20.5 |
| Diseases of the respiratory system 460-519 | 93 | 930 | 11,993 | 21.2 | 20.6 | 13.9 | \$837,016 | 22.0 | 21.3 | 11.6 |
| Diseases of the digestive system 520-579 | 81 | 721 | 12,812 | 18.5 | 15.9 | 14.9 | \$1,005,920 | 26.5 | 19.5 | 13.8 |
| Diseases of the genitourinary system 580-629 | 19 | 292 | 4,210 | 4.3 | 6.5 | 4.9 | \$177,078 | 4.7 | 6.9 | 3.3 |
| Complications of pregn., childbirth, & puerperium 630-677 | 9 | 254 | 3,164 | 2.1 | 5.6 | 3.7 | \$61,383 | 1.6 | 3.5 | 1.7 |
| Diseases of the skin and subcutaneous tissue 680-709 | 9 | 81 | 1,384 | 2.1 | 1.8 | 1.6 | \$102,544 | 2.7 | 2.2 | 1.1 |
| Diseases of the musculoskeletal sys. & conn. tissue 710-739 | 6 | 78 | 1,416 | 1.4 | 1.7 | 1.6 | \$40,535 | 1.1 | 1.9 | 1.7 |
| Certain conditions orig. in the perinatal period 760-779 | 1 | 9 | 393 | 0.2 | 0.2 | 0.5 | \$5,009 | 0.1 | 0.2 | 0.2 |
| Symptoms, signs, and ill-defined conditions 780-799 | 45 | 398 | 4,307 | 10.3 | 8.8 | 5.0 | \$304,426 | 8.0 | 6.9 | 2.8 |
| Injury and poisoning ** 800-999 | 49 | 490 | 14,342 | 11.2 | 10.8 | 16.7 | \$294,290 | 7.7 | 12.7 | 21.9 |
| Supplementary classification V01-V82 | 1 | 36 | 153 | 0.2 | 0.8 | 0.2 | \$2,386 | 0.1 | 0.1 | 0.1 |

* Based on Principal Diagnosis.

** See Table 8 for subcategories of injury and poisoning.

*** Excludes professional fees.

Health District of Hospital: Salt Lake County
Inpatient Peer group: Acute, urban, upper medium CMI (n=4)

County: Salt Lake
Ownership: Investor-owned

ED beds: 15
Affiliation: IASIS Health Care

| Major disease category and ICD-9 code range* | Number of Encounters | | | Percent of Encounters | | | Total Charges*** | | | |
|---|----------------------|--------|---------|-----------------------|--------|---------|------------------|------------|--------|---------|
| | Hospital # | Peer # | State # | Hospital % | Peer % | State % | Hospital \$ | Hospital % | Peer % | State % |
| All Encounters | 1,221 | 20,011 | 86,035 | 100.0 | 100.0 | 100.0 | \$32,938,380 | 100.0 | 100.0 | 100.0 |
| Infectious and parasitic diseases 001-139 | 49 | 1,290 | 5,533 | 4.0 | 6.4 | 6.4 | \$1,685,233 | 5.1 | 9.0 | 9.1 |
| Neoplasms 140-239 | 22 | 319 | 1,186 | 1.8 | 1.6 | 1.4 | \$1,068,274 | 3.2 | 2.3 | 2.2 |
| Endocrine, nutritional, metab. & immunity disorders 240-279 | 57 | 730 | 3,762 | 4.7 | 3.6 | 4.4 | \$1,018,956 | 3.1 | 2.3 | 2.6 |
| Diseases of the Blood and Blood-Forming Organs 280-289 | 16 | 166 | 832 | 1.3 | 0.8 | 1.0 | \$537,153 | 1.6 | 0.7 | 0.8 |
| Mental disorders 290-319 | 78 | 2,167 | 5,594 | 6.4 | 10.8 | 6.5 | \$1,470,306 | 4.5 | 6.8 | 4.3 |
| Diseases of the nervous system and sense organs 320-389 | 64 | 390 | 1,757 | 5.2 | 1.9 | 2.0 | \$1,164,184 | 3.5 | 1.8 | 2.0 |
| Diseases of the circulatory system 390-459 | 208 | 3,573 | 12,977 | 17.0 | 17.9 | 15.1 | \$7,392,663 | 22.4 | 22.4 | 20.5 |
| Diseases of the respiratory system 460-519 | 179 | 2,377 | 11,993 | 14.7 | 11.9 | 13.9 | \$5,312,759 | 16.1 | 11.0 | 11.6 |
| Diseases of the digestive system 520-579 | 197 | 2,891 | 12,812 | 16.1 | 14.4 | 14.9 | \$6,020,623 | 18.3 | 14.4 | 13.8 |
| Diseases of the genitourinary system 580-629 | 82 | 960 | 4,210 | 6.7 | 4.8 | 4.9 | \$1,547,392 | 4.7 | 3.3 | 3.3 |
| Complications of pregn., childbirth, & puerperium 630-677 | 13 | 284 | 3,164 | 1.1 | 1.4 | 3.7 | \$221,736 | 0.7 | 0.8 | 1.7 |
| Diseases of the skin and subcutaneous tissue 680-709 | 43 | 322 | 1,384 | 3.5 | 1.6 | 1.6 | \$668,234 | 2.0 | 1.1 | 1.1 |
| Diseases of the musculoskeletal sys. & conn. tissue 710-739 | 30 | 391 | 1,416 | 2.5 | 2.0 | 1.6 | \$488,050 | 1.5 | 2.1 | 1.7 |
| Congenital Anomalies 740-759 | 2 | 17 | 164 | 0.2 | 0.1 | 0.2 | \$42,863 | 0.1 | 0.2 | 0.3 |
| Symptoms, signs, and ill-defined conditions 780-799 | 33 | 947 | 4,307 | 2.7 | 4.7 | 5.0 | \$444,916 | 1.4 | 2.9 | 2.8 |
| Injury and poisoning ** 800-999 | 145 | 3,158 | 14,342 | 11.9 | 15.8 | 16.7 | \$3,816,789 | 11.6 | 19.0 | 21.9 |
| Supplementary classification V01-V82 | 3 | 12 | 153 | 0.2 | 0.1 | 0.2 | \$38,248 | 0.1 | 0.0 | 0.1 |

* Based on Principal Diagnosis.

** See Table 8 for subcategories of injury and poisoning.

*** Excludes professional fees.

Health District of Hospital: Salt Lake County
Inpatient Peer group: Acute, urban, upper medium CMI (n=4)

County: Salt Lake
Ownership: Investor-owned

ED beds: 21
Affiliation: Mountainstar Healthcare

| Major disease category and ICD-9 code range* | Number of Encounters | | | Percent of Encounters | | | Total Charges*** | | | |
|---|----------------------|--------|---------|-----------------------|--------|---------|------------------|------------|--------|---------|
| | Hospital # | Peer # | State # | Hospital % | Peer % | State % | Hospital \$ | Hospital % | Peer % | State % |
| All Encounters | 5,173 | 20,011 | 86,035 | 100.0 | 100.0 | 100.0 | \$137,617,006 | 100.0 | 100.0 | 100.0 |
| Infectious and parasitic diseases 001-139 | 259 | 1,290 | 5,533 | 5.0 | 6.4 | 6.4 | \$9,048,017 | 6.6 | 9.0 | 9.1 |
| Neoplasms 140-239 | 80 | 319 | 1,186 | 1.5 | 1.6 | 1.4 | \$2,588,913 | 1.9 | 2.3 | 2.2 |
| Endocrine, nutritional, metab. & immunity disorders 240-279 | 210 | 730 | 3,762 | 4.1 | 3.6 | 4.4 | \$3,516,991 | 2.6 | 2.3 | 2.6 |
| Diseases of the Blood and Blood-Forming Organs 280-289 | 39 | 166 | 832 | 0.8 | 0.8 | 1.0 | \$687,355 | 0.5 | 0.7 | 0.8 |
| Mental disorders 290-319 | 55 | 2,167 | 5,594 | 1.1 | 10.8 | 6.5 | \$945,035 | 0.7 | 6.8 | 4.3 |
| Diseases of the nervous system and sense organs 320-389 | 90 | 390 | 1,757 | 1.7 | 1.9 | 2.0 | \$2,198,809 | 1.6 | 1.8 | 2.0 |
| Diseases of the circulatory system 390-459 | 1,016 | 3,573 | 12,977 | 19.6 | 17.9 | 15.1 | \$35,220,133 | 25.6 | 22.4 | 20.5 |
| Diseases of the respiratory system 460-519 | 828 | 2,377 | 11,993 | 16.0 | 11.9 | 13.9 | \$20,245,895 | 14.7 | 11.0 | 11.6 |
| Diseases of the digestive system 520-579 | 941 | 2,891 | 12,812 | 18.2 | 14.4 | 14.9 | \$26,138,389 | 19.0 | 14.4 | 13.8 |
| Diseases of the genitourinary system 580-629 | 337 | 960 | 4,210 | 6.5 | 4.8 | 4.9 | \$5,965,466 | 4.3 | 3.3 | 3.3 |
| Complications of pregn., childbirth, & puerperium 630-677 | 70 | 284 | 3,164 | 1.4 | 1.4 | 3.7 | \$1,033,153 | 0.8 | 0.8 | 1.7 |
| Diseases of the skin and subcutaneous tissue 680-709 | 93 | 322 | 1,384 | 1.8 | 1.6 | 1.6 | \$1,618,987 | 1.2 | 1.1 | 1.1 |
| Diseases of the musculoskeletal sys. & conn. tissue 710-739 | 115 | 391 | 1,416 | 2.2 | 2.0 | 1.6 | \$2,761,375 | 2.0 | 2.1 | 1.7 |
| Congenital Anomalies 740-759 | 4 | 17 | 164 | 0.1 | 0.1 | 0.2 | \$124,668 | 0.1 | 0.2 | 0.3 |
| Symptoms, signs, and ill-defined conditions 780-799 | 344 | 947 | 4,307 | 6.6 | 4.7 | 5.0 | \$5,779,913 | 4.2 | 2.9 | 2.8 |
| Injury and poisoning ** 800-999 | 692 | 3,158 | 14,342 | 13.4 | 15.8 | 16.7 | \$19,743,907 | 14.3 | 19.0 | 21.9 |

* Based on Principal Diagnosis.

** See Table 8 for subcategories of injury and poisoning.

*** Excludes professional fees.

Health District of Hospital: Utah County
Inpatient Peer group: Acute, urban, low CMI (n=6)

County: Utah
Ownership: Investor-owned

ED beds: 6
Affiliation: Mountainstar Healthcare

| Major disease category and ICD-9 code range* | Number of Encounters | | | Percent of Encounters | | | Total Charges*** | | | |
|---|----------------------|--------|---------|-----------------------|--------|---------|------------------|------------|--------|---------|
| | Hospital # | Peer # | State # | Hospital % | Peer % | State % | Hospital \$ | Hospital % | Peer % | State % |
| All Encounters | 1,268 | 8,614 | 86,035 | 100.0 | 100.0 | 100.0 | \$33,947,356 | 100.0 | 100.0 | 100.0 |
| Infectious and parasitic diseases 001-139 | 58 | 637 | 5,533 | 4.6 | 7.4 | 6.4 | \$2,620,995 | 7.7 | 10.5 | 9.1 |
| Neoplasms 140-239 | 6 | 72 | 1,186 | 0.5 | 0.8 | 1.4 | \$275,132 | 0.8 | 1.0 | 2.2 |
| Endocrine, nutritional, metab. & immunity disorders 240-279 | 71 | 447 | 3,762 | 5.6 | 5.2 | 4.4 | \$967,221 | 2.8 | 3.4 | 2.6 |
| Diseases of the Blood and Blood-Forming Organs 280-289 | 18 | 95 | 832 | 1.4 | 1.1 | 1.0 | \$616,499 | 1.8 | 1.0 | 0.8 |
| Mental disorders 290-319 | 7 | 128 | 5,594 | 0.6 | 1.5 | 6.5 | \$89,008 | 0.3 | 0.7 | 4.3 |
| Diseases of the nervous system and sense organs 320-389 | 10 | 149 | 1,757 | 0.8 | 1.7 | 2.0 | \$116,008 | 0.3 | 1.5 | 2.0 |
| Diseases of the circulatory system 390-459 | 229 | 1,233 | 12,977 | 18.1 | 14.3 | 15.1 | \$9,413,614 | 27.7 | 19.7 | 20.5 |
| Diseases of the respiratory system 460-519 | 179 | 1,232 | 11,993 | 14.1 | 14.3 | 13.9 | \$4,409,251 | 13.0 | 13.2 | 11.6 |
| Diseases of the digestive system 520-579 | 260 | 1,764 | 12,812 | 20.5 | 20.5 | 14.9 | \$6,725,358 | 19.8 | 21.1 | 13.8 |
| Diseases of the genitourinary system 580-629 | 70 | 625 | 4,210 | 5.5 | 7.3 | 4.9 | \$1,420,036 | 4.2 | 5.5 | 3.3 |
| Complications of pregn., childbirth, & puerperium 630-677 | 130 | 322 | 3,164 | 10.3 | 3.7 | 3.7 | \$1,344,202 | 4.0 | 2.2 | 1.7 |
| Diseases of the skin and subcutaneous tissue 680-709 | 13 | 152 | 1,384 | 1.0 | 1.8 | 1.6 | \$339,423 | 1.0 | 1.5 | 1.1 |
| Diseases of the musculoskeletal sys. & conn. tissue 710-739 | 20 | 116 | 1,416 | 1.6 | 1.3 | 1.6 | \$667,617 | 2.0 | 1.4 | 1.7 |
| Congenital Anomalies 740-759 | 1 | 8 | 164 | 0.1 | 0.1 | 0.2 | \$24,378 | 0.1 | 0.1 | 0.3 |
| Certain conditions orig. in the perinatal period 760-779 | 2 | 16 | 393 | 0.2 | 0.2 | 0.5 | \$9,038 | 0.0 | 0.1 | 0.2 |
| Symptoms, signs, and ill-defined conditions 780-799 | 40 | 419 | 4,307 | 3.2 | 4.9 | 5.0 | \$609,663 | 1.8 | 3.1 | 2.8 |
| Injury and poisoning ** 800-999 | 153 | 1,181 | 14,342 | 12.1 | 13.7 | 16.7 | \$4,296,332 | 12.7 | 14.0 | 21.9 |
| Supplementary classification V01-V82 | 1 | 18 | 153 | 0.1 | 0.2 | 0.2 | \$3,581 | 0.0 | 0.1 | 0.1 |

* Based on Principal Diagnosis.

** See Table 8 for subcategories of injury and poisoning.

*** Excludes professional fees.

Table 23
ED Inpatient Encounters by Major Disease Category
January 1, 2009 to December 31, 2009

Health District of Hospital: TriCounty
Inpatient Peer group: Acute, rural, low CMI (n=16)

County: Duchesne
Ownership: Government

ED beds: 7
Affiliation: Freestanding

| Major disease category and ICD-9 code range* | Number of Encounters | | | Percent of Encounters | | | Total Charges*** | | | |
|---|----------------------|--------|---------|-----------------------|--------|---------|------------------|------------|--------|---------|
| | Hospital # | Peer # | State # | Hospital % | Peer % | State % | Hospital \$ | Hospital % | Peer % | State % |
| All Encounters | 598 | 4,522 | 86,035 | 100.0 | 100.0 | 100.0 | \$4,559,858 | 100.0 | 100.0 | 100.0 |
| Infectious and parasitic diseases 001-139 | 14 | 119 | 5,533 | 2.3 | 2.6 | 6.4 | \$124,822 | 2.7 | 2.7 | 9.1 |
| Neoplasms 140-239 | 10 | 32 | 1,186 | 1.7 | 0.7 | 1.4 | \$71,116 | 1.6 | 0.6 | 2.2 |
| Endocrine, nutritional, metab. & immunity disorders 240-279 | 46 | 319 | 3,762 | 7.7 | 7.1 | 4.4 | \$242,219 | 5.3 | 5.2 | 2.6 |
| Diseases of the Blood and Blood-Forming Organs 280-289 | 8 | 47 | 832 | 1.3 | 1.0 | 1.0 | \$49,572 | 1.1 | 1.1 | 0.8 |
| Mental disorders 290-319 | 7 | 76 | 5,594 | 1.2 | 1.7 | 6.5 | \$40,252 | 0.9 | 1.3 | 4.3 |
| Diseases of the nervous system and sense organs 320-389 | 9 | 55 | 1,757 | 1.5 | 1.2 | 2.0 | \$102,776 | 2.3 | 1.0 | 2.0 |
| Diseases of the circulatory system 390-459 | 82 | 529 | 12,977 | 13.7 | 11.7 | 15.1 | \$550,475 | 12.1 | 12.4 | 20.5 |
| Diseases of the respiratory system 460-519 | 151 | 930 | 11,993 | 25.3 | 20.6 | 13.9 | \$1,000,600 | 21.9 | 21.3 | 11.6 |
| Diseases of the digestive system 520-579 | 114 | 721 | 12,812 | 19.1 | 15.9 | 14.9 | \$1,055,538 | 23.1 | 19.5 | 13.8 |
| Diseases of the genitourinary system 580-629 | 32 | 292 | 4,210 | 5.4 | 6.5 | 4.9 | \$216,822 | 4.8 | 6.9 | 3.3 |
| Complications of pregn., childbirth, & puerperium 630-677 | 11 | 254 | 3,164 | 1.8 | 5.6 | 3.7 | \$62,272 | 1.4 | 3.5 | 1.7 |
| Diseases of the skin and subcutaneous tissue 680-709 | 10 | 81 | 1,384 | 1.7 | 1.8 | 1.6 | \$55,634 | 1.2 | 2.2 | 1.1 |
| Diseases of the musculoskeletal sys. & conn. tissue 710-739 | 12 | 78 | 1,416 | 2.0 | 1.7 | 1.6 | \$101,656 | 2.2 | 1.9 | 1.7 |
| Certain conditions orig. in the perinatal period 760-779 | 4 | 9 | 393 | 0.7 | 0.2 | 0.5 | \$48,712 | 1.1 | 0.2 | 0.2 |
| Symptoms, signs, and ill-defined conditions 780-799 | 23 | 398 | 4,307 | 3.8 | 8.8 | 5.0 | \$133,905 | 2.9 | 6.9 | 2.8 |
| Injury and poisoning ** 800-999 | 62 | 490 | 14,342 | 10.4 | 10.8 | 16.7 | \$699,647 | 15.3 | 12.7 | 21.9 |
| Supplementary classification V01-V82 | 3 | 36 | 153 | 0.5 | 0.8 | 0.2 | \$3,842 | 0.1 | 0.1 | 0.1 |

* Based on Principal Diagnosis.

** See Table 8 for subcategories of injury and poisoning.

*** Excludes professional fees.

Health District of Hospital: Salt Lake County
Inpatient Peer group: Acute, urban, high CMI (n=2)

County: Salt Lake
Ownership: Government

ED beds: 28
Affiliation: University Healthcare

| Major disease category and ICD-9 code range* | Number of Encounters | | | Percent of Encounters | | | Total Charges*** | | | |
|---|----------------------|--------|---------|-----------------------|--------|---------|------------------|------------|--------|---------|
| | Hospital # | Peer # | State # | Hospital % | Peer % | State % | Hospital \$ | Hospital % | Peer % | State % |
| All Encounters | 8,852 | 20,126 | 86,035 | 100.0 | 100.0 | 100.0 | \$246,059,713 | 100.0 | 100.0 | 100.0 |
| Infectious and parasitic diseases 001-139 | 503 | 1,572 | 5,533 | 5.7 | 7.8 | 6.4 | \$18,757,422 | 7.6 | 9.7 | 9.1 |
| Neoplasms 140-239 | 100 | 290 | 1,186 | 1.1 | 1.4 | 1.4 | \$4,360,613 | 1.8 | 2.1 | 2.2 |
| Endocrine, nutritional, metab. & immunity disorders 240-279 | 212 | 687 | 3,762 | 2.4 | 3.4 | 4.4 | \$3,417,157 | 1.4 | 2.0 | 2.6 |
| Diseases of the Blood and Blood-Forming Organs 280-289 | 29 | 112 | 832 | 0.3 | 0.6 | 1.0 | \$796,806 | 0.3 | 0.4 | 0.8 |
| Mental disorders 290-319 | 571 | 660 | 5,594 | 6.5 | 3.3 | 6.5 | \$11,958,634 | 4.9 | 2.3 | 4.3 |
| Diseases of the nervous system and sense organs 320-389 | 240 | 464 | 1,757 | 2.7 | 2.3 | 2.0 | \$6,634,027 | 2.7 | 2.2 | 2.0 |
| Diseases of the circulatory system 390-459 | 1,117 | 3,338 | 12,977 | 12.6 | 16.6 | 15.1 | \$41,432,989 | 16.8 | 21.2 | 20.5 |
| Diseases of the respiratory system 460-519 | 512 | 1,439 | 11,993 | 5.8 | 7.1 | 13.9 | \$12,273,517 | 5.0 | 6.0 | 11.6 |
| Diseases of the digestive system 520-579 | 888 | 2,476 | 12,812 | 10.0 | 12.3 | 14.9 | \$20,217,028 | 8.2 | 9.8 | 13.8 |
| Diseases of the genitourinary system 580-629 | 242 | 710 | 4,210 | 2.7 | 3.5 | 4.9 | \$3,676,232 | 1.5 | 2.0 | 3.3 |
| Complications of pregn., childbirth, & puerperium 630-677 | 1,723 | 1,885 | 3,164 | 19.5 | 9.4 | 3.7 | \$15,626,889 | 6.4 | 3.1 | 1.7 |
| Diseases of the skin and subcutaneous tissue 680-709 | 128 | 298 | 1,384 | 1.4 | 1.5 | 1.6 | \$2,298,883 | 0.9 | 0.9 | 1.1 |
| Diseases of the musculoskeletal sys. & conn. tissue 710-739 | 137 | 352 | 1,416 | 1.5 | 1.7 | 1.6 | \$4,311,545 | 1.8 | 1.8 | 1.7 |
| Congenital Anomalies 740-759 | 12 | 21 | 164 | 0.1 | 0.1 | 0.2 | \$605,311 | 0.2 | 0.2 | 0.3 |
| Certain conditions orig. in the perinatal period 760-779 | 1 | 1 | 393 | 0.0 | 0.0 | 0.5 | \$11,035 | 0.0 | 0.0 | 0.2 |
| Symptoms, signs, and ill-defined conditions 780-799 | 341 | 824 | 4,307 | 3.9 | 4.1 | 5.0 | \$4,283,879 | 1.7 | 2.0 | 2.8 |
| Injury and poisoning ** 800-999 | 2,085 | 4,977 | 14,342 | 23.6 | 24.7 | 16.7 | \$95,290,726 | 38.7 | 34.3 | 21.9 |
| Supplementary classification V01-V82 | 11 | 20 | 153 | 0.1 | 0.1 | 0.2 | \$107,021 | 0.0 | 0.1 | 0.1 |

* Based on Principal Diagnosis.

** See Table 8 for subcategories of injury and poisoning.

*** Excludes professional fees.

Health District of Hospital: Salt Lake County
Inpatient Peer group: None (n=4)

County: Salt Lake
Ownership: Government

ED beds: 0
Affiliation: University Healthcare

| Major disease category and ICD-9 code range* | Number of Encounters | | | Percent of Encounters | | | Total Charges*** | | | |
|---|----------------------|--------|---------|-----------------------|--------|---------|------------------|------------|--------|---------|
| | Hospital # | Peer # | State # | Hospital % | Peer % | State % | Hospital \$ | Hospital % | Peer % | State % |
| All Encounters | 437 | . | 86,035 | 100.0 | . | 100.0 | \$10,937,455 | 100.0 | . | 100.0 |
| Infectious and parasitic diseases 001-139 | 39 | . | 5,533 | 8.9 | . | 6.4 | \$1,078,205 | 9.9 | . | 9.1 |
| Neoplasms 140-239 | 108 | . | 1,186 | 24.7 | . | 1.4 | \$3,702,984 | 33.9 | . | 2.2 |
| Endocrine, nutritional, metab. & immunity disorders 240-279 | 25 | . | 3,762 | 5.7 | . | 4.4 | \$422,088 | 3.9 | . | 2.6 |
| Diseases of the Blood and Blood-Forming Organs 280-289 | 31 | . | 832 | 7.1 | . | 1.0 | \$481,026 | 4.4 | . | 0.8 |
| Mental disorders 290-319 | 5 | . | 5,594 | 1.1 | . | 6.5 | \$60,135 | 0.5 | . | 4.3 |
| Diseases of the nervous system and sense organs 320-389 | 8 | . | 1,757 | 1.8 | . | 2.0 | \$101,894 | 0.9 | . | 2.0 |
| Diseases of the circulatory system 390-459 | 35 | . | 12,977 | 8.0 | . | 15.1 | \$583,134 | 5.3 | . | 20.5 |
| Diseases of the respiratory system 460-519 | 38 | . | 11,993 | 8.7 | . | 13.9 | \$693,953 | 6.3 | . | 11.6 |
| Diseases of the digestive system 520-579 | 35 | . | 12,812 | 8.0 | . | 14.9 | \$644,151 | 5.9 | . | 13.8 |
| Diseases of the genitourinary system 580-629 | 15 | . | 4,210 | 3.4 | . | 4.9 | \$234,983 | 2.1 | . | 3.3 |
| Complications of pregn., childbirth, & puerperium 630-677 | 2 | . | 3,164 | 0.5 | . | 3.7 | \$20,923 | 0.2 | . | 1.7 |
| Diseases of the skin and subcutaneous tissue 680-709 | 2 | . | 1,384 | 0.5 | . | 1.6 | \$24,166 | 0.2 | . | 1.1 |
| Diseases of the musculoskeletal sys. & conn. tissue 710-739 | 15 | . | 1,416 | 3.4 | . | 1.6 | \$563,572 | 5.2 | . | 1.7 |
| Symptoms, signs, and ill-defined conditions 780-799 | 24 | . | 4,307 | 5.5 | . | 5.0 | \$383,719 | 3.5 | . | 2.8 |
| Injury and poisoning ** 800-999 | 55 | . | 14,342 | 12.6 | . | 16.7 | \$1,942,522 | 17.8 | . | 21.9 |

* Based on Principal Diagnosis.

** See Table 8 for subcategories of injury and poisoning.

*** Excludes professional fees.

Health District of Hospital: Utah County
Inpatient Peer group: Acute, urban, upper medium CMI (n=4)

County: Utah
Ownership: Not for profit

ED beds: 20
Affiliation: Intermountain Healthcare

| Major disease category and ICD-9 code range* | Number of Encounters | | | Percent of Encounters | | | Total Charges*** | | | |
|---|----------------------|--------|---------|-----------------------|--------|---------|------------------|------------|--------|---------|
| | Hospital # | Peer # | State # | Hospital % | Peer % | State % | Hospital \$ | Hospital % | Peer % | State % |
| All Encounters | 5,606 | 20,011 | 86,035 | 100.0 | 100.0 | 100.0 | \$150,690,825 | 100.0 | 100.0 | 100.0 |
| Infectious and parasitic diseases 001-139 | 284 | 1,290 | 5,533 | 5.1 | 6.4 | 6.4 | \$10,252,092 | 6.8 | 9.0 | 9.1 |
| Neoplasms 140-239 | 101 | 319 | 1,186 | 1.8 | 1.6 | 1.4 | \$4,099,586 | 2.7 | 2.3 | 2.2 |
| Endocrine, nutritional, metab. & immunity disorders 240-279 | 149 | 730 | 3,762 | 2.7 | 3.6 | 4.4 | \$2,247,584 | 1.5 | 2.3 | 2.6 |
| Diseases of the Blood and Blood-Forming Organs 280-289 | 41 | 166 | 832 | 0.7 | 0.8 | 1.0 | \$655,317 | 0.4 | 0.7 | 0.8 |
| Mental disorders 290-319 | 669 | 2,167 | 5,594 | 11.9 | 10.8 | 6.5 | \$11,949,451 | 7.9 | 6.8 | 4.3 |
| Diseases of the nervous system and sense organs 320-389 | 107 | 390 | 1,757 | 1.9 | 1.9 | 2.0 | \$2,615,767 | 1.7 | 1.8 | 2.0 |
| Diseases of the circulatory system 390-459 | 1,083 | 3,573 | 12,977 | 19.3 | 17.9 | 15.1 | \$34,187,656 | 22.7 | 22.4 | 20.5 |
| Diseases of the respiratory system 460-519 | 479 | 2,377 | 11,993 | 8.5 | 11.9 | 13.9 | \$11,588,959 | 7.7 | 11.0 | 11.6 |
| Diseases of the digestive system 520-579 | 803 | 2,891 | 12,812 | 14.3 | 14.4 | 14.9 | \$19,984,710 | 13.3 | 14.4 | 13.8 |
| Diseases of the genitourinary system 580-629 | 236 | 960 | 4,210 | 4.2 | 4.8 | 4.9 | \$4,302,238 | 2.9 | 3.3 | 3.3 |
| Complications of pregn., childbirth, & puerperium 630-677 | 77 | 284 | 3,164 | 1.4 | 1.4 | 3.7 | \$1,118,873 | 0.7 | 0.8 | 1.7 |
| Diseases of the skin and subcutaneous tissue 680-709 | 63 | 322 | 1,384 | 1.1 | 1.6 | 1.6 | \$1,120,303 | 0.7 | 1.1 | 1.1 |
| Diseases of the musculoskeletal sys. & conn. tissue 710-739 | 124 | 391 | 1,416 | 2.2 | 2.0 | 1.6 | \$4,105,781 | 2.7 | 2.1 | 1.7 |
| Congenital Anomalies 740-759 | 7 | 17 | 164 | 0.1 | 0.1 | 0.2 | \$205,418 | 0.1 | 0.2 | 0.3 |
| Certain conditions orig. in the perinatal period 760-779 | 10 | 17 | 393 | 0.2 | 0.1 | 0.5 | \$122,232 | 0.1 | 0.0 | 0.2 |
| Symptoms, signs, and ill-defined conditions 780-799 | 236 | 947 | 4,307 | 4.2 | 4.7 | 5.0 | \$3,566,304 | 2.4 | 2.9 | 2.8 |
| Injury and poisoning ** 800-999 | 1,131 | 3,158 | 14,342 | 20.2 | 15.8 | 16.7 | \$38,438,606 | 25.5 | 19.0 | 21.9 |
| Supplementary classification V01-V82 | 6 | 12 | 153 | 0.1 | 0.1 | 0.2 | \$129,948 | 0.1 | 0.0 | 0.1 |

* Based on Principal Diagnosis.

** See Table 8 for subcategories of injury and poisoning.

*** Excludes professional fees.

Table 23
ED Inpatient Encounters by Major Disease Category
January 1, 2009 to December 31, 2009

Health District of Hospital: Southwest Utah
Inpatient Peer group: Acute, rural, high CMI (n=7)

County: Iron
Ownership: Not for profit

ED beds: 7
Affiliation: Intermountain Healthcare

| Major disease category and ICD-9 code range* | Number of Encounters | | | Percent of Encounters | | | Total Charges*** | | | |
|---|----------------------|--------|---------|-----------------------|--------|---------|------------------|------------|--------|---------|
| | Hospital # | Peer # | State # | Hospital % | Peer % | State % | Hospital \$ | Hospital % | Peer % | State % |
| All Encounters | 1,060 | 11,594 | 86,035 | 100.0 | 100.0 | 100.0 | \$12,426,323 | 100.0 | 100.0 | 100.0 |
| Infectious and parasitic diseases 001-139 | 29 | 810 | 5,533 | 2.7 | 7.0 | 6.4 | \$503,175 | 4.0 | 10.6 | 9.1 |
| Neoplasms 140-239 | 8 | 139 | 1,186 | 0.8 | 1.2 | 1.4 | \$238,231 | 1.9 | 1.9 | 2.2 |
| Endocrine, nutritional, metab. & immunity disorders 240-279 | 57 | 483 | 3,762 | 5.4 | 4.2 | 4.4 | \$451,832 | 3.6 | 2.7 | 2.6 |
| Diseases of the Blood and Blood-Forming Organs 280-289 | 15 | 115 | 832 | 1.4 | 1.0 | 1.0 | \$161,452 | 1.3 | 0.9 | 0.8 |
| Mental disorders 290-319 | 11 | 618 | 5,594 | 1.0 | 5.3 | 6.5 | \$66,959 | 0.5 | 3.3 | 4.3 |
| Diseases of the nervous system and sense organs 320-389 | 22 | 213 | 1,757 | 2.1 | 1.8 | 2.0 | \$218,511 | 1.8 | 1.6 | 2.0 |
| Diseases of the circulatory system 390-459 | 157 | 1,942 | 12,977 | 14.8 | 16.8 | 15.1 | \$1,649,248 | 13.3 | 22.3 | 20.5 |
| Diseases of the respiratory system 460-519 | 190 | 1,631 | 11,993 | 17.9 | 14.1 | 13.9 | \$2,318,292 | 18.7 | 12.5 | 11.6 |
| Diseases of the digestive system 520-579 | 186 | 2,059 | 12,812 | 17.5 | 17.8 | 14.9 | \$2,582,155 | 20.8 | 16.9 | 13.8 |
| Diseases of the genitourinary system 580-629 | 87 | 709 | 4,210 | 8.2 | 6.1 | 4.9 | \$981,124 | 7.9 | 4.8 | 3.3 |
| Complications of pregn., childbirth, & puerperium 630-677 | 13 | 182 | 3,164 | 1.2 | 1.6 | 3.7 | \$125,796 | 1.0 | 1.0 | 1.7 |
| Diseases of the skin and subcutaneous tissue 680-709 | 22 | 165 | 1,384 | 2.1 | 1.4 | 1.6 | \$202,919 | 1.6 | 1.0 | 1.1 |
| Diseases of the musculoskeletal sys. & conn. tissue 710-739 | 16 | 173 | 1,416 | 1.5 | 1.5 | 1.6 | \$193,080 | 1.6 | 1.4 | 1.7 |
| Congenital Anomalies 740-759 | 1 | 8 | 164 | 0.1 | 0.1 | 0.2 | \$8,395 | 0.1 | 0.1 | 0.3 |
| Certain conditions orig. in the perinatal period 760-779 | 2 | 35 | 393 | 0.2 | 0.3 | 0.5 | \$10,270 | 0.1 | 0.1 | 0.2 |
| Symptoms, signs, and ill-defined conditions 780-799 | 95 | 600 | 4,307 | 9.0 | 5.2 | 5.0 | \$729,077 | 5.9 | 3.1 | 2.8 |
| Injury and poisoning ** 800-999 | 148 | 1,695 | 14,342 | 14.0 | 14.6 | 16.7 | \$1,975,090 | 15.9 | 15.6 | 21.9 |
| Supplementary classification V01-V82 | 1 | 17 | 153 | 0.1 | 0.1 | 0.2 | \$10,716 | 0.1 | 0.2 | 0.1 |

* Based on Principal Diagnosis.

** See Table 8 for subcategories of injury and poisoning.

*** Excludes professional fees.

Table 24
ED Inpatient Encounters Due to Injury or Poisoning
January 1, 2009 to December 31, 2009

Health District of Hospital: Southeastern Utah
Inpatient Peer group: Acute, rural, low CMI (n=16)

County: Grand
Ownership: Government

ED beds: 3
Affiliation: Management

| Intent and mechanism of injury*** | # of Encounters | | | Average ER Charges (\$)* | | | Total Charges (\$) ** |
|---|-----------------|------|--------|--------------------------|----------|----------|-----------------------|
| | Hospital | Peer | State | Hospital | Peer | State | Hospital |
| All Injury Encounters | 67 | 798 | 20,149 | \$8,081 | \$10,750 | \$22,610 | \$541,411 |
| Unintentional injuries | 37 | 485 | 11,323 | \$9,063 | \$10,757 | \$24,367 | \$335,324 |
| Falls | 21 | 228 | 5,603 | \$8,633 | \$11,809 | \$23,903 | \$181,287 |
| Motor vehicle traffic | 2 | 43 | 1,663 | \$10,095 | \$9,257 | \$35,801 | \$20,191 |
| Struck against or accidentally by object or persons | 1 | 11 | 399 | \$26,722 | \$10,603 | \$18,600 | \$26,722 |
| Cutting or piercing instruments or objects | 1 | 5 | 92 | \$6,519 | \$8,555 | \$15,308 | \$6,519 |
| Poisoning | 1 | 55 | 873 | \$8,076 | \$7,975 | \$13,545 | \$8,076 |
| Fire and flames, hot subst/object caustic | 1 | 5 | 70 | \$4,451 | \$6,207 | \$35,859 | \$4,451 |
| Pedal cyc,nontraffic/other | 2 | 5 | 248 | \$3,307 | \$4,998 | \$20,269 | \$6,614 |
| Other and not elsewhere classified | 4 | 53 | 899 | \$8,338 | \$12,543 | \$24,465 | \$33,352 |
| Mechanism unspecified | 4 | 20 | 378 | \$12,028 | \$14,132 | \$18,504 | \$48,113 |
| Adverse effects of medical treatment | 30 | 235 | 6,463 | \$6,870 | \$11,954 | \$21,949 | \$206,088 |
| <hr/> | | | | | | | |
| Type of Injury**** | Hospital | Peer | State | Hospital | Peer | State | Hospital |
| All Encounters | 18 | 490 | 14,342 | \$8,592 | \$11,299 | \$26,704 | \$154,653 |
| Fractures | 7 | 199 | 6,341 | \$8,668 | \$15,003 | \$31,147 | \$60,677 |
| Intracranial | 5 | 26 | 1,109 | \$6,232 | \$6,958 | \$29,120 | \$31,162 |
| Contusions | 1 | 7 | 96 | \$7,859 | \$7,970 | \$13,768 | \$7,859 |
| Complications | 2 | 9 | 100 | \$17,685 | \$17,061 | \$15,857 | \$35,370 |
| Poisoning and toxic effects | 1 | 139 | 2,405 | \$4,451 | \$7,907 | \$13,867 | \$4,451 |
| Other injury | 2 | 91 | 3,731 | \$7,567 | \$9,985 | \$27,455 | \$15,135 |

* Outliers were excluded in the calculation of average charges.

** Excludes professional fees.

*** Based on ICD-9 E-Code.

**** Based on Principal Diagnosis.

Health District of Hospital: Salt Lake County
Inpatient Peer group: Acute, urban, low CMI (n=6)

County: Salt Lake
Ownership: Not for profit

ED beds: 17
Affiliation: Intermountain Healthcare

| Intent and mechanism of injury*** | # of Encounters | | | Average ER Charges (\$)* | | | Total Charges (\$)*** |
|---|-----------------|-------|--------|--------------------------|----------|----------|-----------------------|
| | Hospital | Peer | State | Hospital | Peer | State | Hospital |
| All Injury Encounters | 427 | 1,787 | 20,149 | \$16,397 | \$17,472 | \$22,610 | \$7,168,229 |
| Unintentional injuries | 223 | 898 | 11,323 | \$18,392 | \$18,940 | \$24,367 | \$4,188,121 |
| Falls | 136 | 539 | 5,603 | \$19,363 | \$20,703 | \$23,903 | \$2,633,360 |
| Motor vehicle traffic | 3 | 32 | 1,663 | \$13,926 | \$15,351 | \$35,801 | \$41,779 |
| Struck against or accidentally by object or persons | 4 | 19 | 399 | \$12,454 | \$16,856 | \$18,600 | \$49,816 |
| Overexertion and strenuous movements | 12 | 40 | 200 | \$14,966 | \$17,877 | \$19,302 | \$179,591 |
| Natural and environmental factors | 4 | 22 | 236 | \$10,502 | \$16,579 | \$15,158 | \$42,009 |
| Poisoning | 17 | 99 | 873 | \$9,576 | \$10,716 | \$13,545 | \$162,798 |
| Pedal cyc,nontraffic/other | 4 | 8 | 248 | \$21,291 | \$16,461 | \$20,269 | \$85,163 |
| Motor vehicle, nontraffic | 1 | 9 | 277 | \$19,736 | \$10,708 | \$27,719 | \$19,736 |
| Other trans. [(E800-7,E826)(.0-.2,.8,.9)],E827-9,E831,E833-45 | 1 | 9 | 219 | \$33,104 | \$21,801 | \$24,990 | \$33,104 |
| Suffocation | 2 | 7 | 46 | \$30,986 | \$45,563 | \$24,885 | \$61,971 |
| Other and not elsewhere classified | 29 | 75 | 899 | \$22,123 | \$18,281 | \$24,465 | \$672,504 |
| Mechanism unspecified | 10 | 29 | 378 | \$15,104 | \$21,585 | \$18,504 | \$206,290 |
| Intentional injuries | 27 | 219 | 2,057 | \$15,578 | \$10,640 | \$16,131 | \$420,593 |
| Self-inflicted | 27 | 216 | 1,719 | \$15,578 | \$10,605 | \$14,343 | \$420,593 |
| Poisoning | 25 | 201 | 1,426 | \$15,252 | \$10,703 | \$12,215 | \$381,288 |
| Cutting and piercing instrument | 2 | 11 | 184 | \$19,653 | \$8,801 | \$16,137 | \$39,306 |
| Injuries of undetermined intent | 28 | 55 | 280 | \$11,354 | \$11,748 | \$14,952 | \$317,913 |
| Adverse effects of medical treatment | 149 | 615 | 6,463 | \$14,507 | \$18,306 | \$21,949 | \$2,241,603 |

| Type of Injury**** | Hospital | Peer | State | Hospital | Peer | State | Hospital |
|-----------------------------|----------|-------|--------|----------|----------|----------|-------------|
| All Encounters | 273 | 1,181 | 14,342 | \$17,174 | \$18,212 | \$26,704 | \$4,824,260 |
| Fractures | 124 | 496 | 6,341 | \$20,658 | \$22,758 | \$31,147 | \$2,639,988 |
| Sprains | 2 | 10 | 73 | \$4,611 | \$15,020 | \$14,405 | \$9,222 |
| Intracranial | 1 | 11 | 1,109 | \$12,552 | \$12,158 | \$29,120 | \$12,552 |
| Superficial | 2 | 2 | 21 | \$8,975 | \$8,975 | \$12,279 | \$17,950 |
| Contusions | 1 | 5 | 96 | \$7,082 | \$10,644 | \$13,768 | \$7,082 |
| Foreign bodies | 4 | 8 | 51 | \$12,090 | \$9,430 | \$17,006 | \$48,360 |
| Complications | 2 | 10 | 100 | \$10,150 | \$10,246 | \$15,857 | \$20,300 |
| Poisoning and toxic effects | 74 | 394 | 2,405 | \$13,229 | \$12,258 | \$13,867 | \$978,943 |
| Other injury | 63 | 236 | 3,731 | \$16,434 | \$20,137 | \$27,455 | \$1,089,864 |

* Outliers were excluded in the calculation of average charges.

** Excludes professional fees.

*** Based on ICD-9 E-Code.

**** Based on Principal Diagnosis.

Table 24
ED Inpatient Encounters Due to Injury or Poisoning
January 1, 2009 to December 31, 2009

Health District of Hospital: Utah County
Inpatient Peer group: Acute, urban, low CMI (n=6)

County: Utah
Ownership: Not for profit

ED beds: 11
Affiliation: Intermountain Healthcare

| Intent and mechanism of injury*** | # of Encounters | | | Average ER Charges (\$)* | | | Total Charges (\$) ** |
|---|-----------------|-------|--------|--------------------------|----------|----------|-----------------------|
| | Hospital | Peer | State | Hospital | Peer | State | Hospital |
| All Injury Encounters | 447 | 1,787 | 20,149 | \$14,417 | \$17,472 | \$22,610 | \$6,637,814 |
| Unintentional injuries | 269 | 898 | 11,323 | \$15,679 | \$18,940 | \$24,367 | \$4,328,760 |
| Falls | 161 | 539 | 5,603 | \$17,055 | \$20,703 | \$23,903 | \$2,762,830 |
| Motor vehicle traffic | 15 | 32 | 1,663 | \$14,834 | \$15,351 | \$35,801 | \$222,507 |
| Struck against or accidentally by object or persons | 4 | 19 | 399 | \$18,352 | \$16,856 | \$18,600 | \$73,410 |
| Overexertion and strenuous movements | 4 | 40 | 200 | \$19,734 | \$17,877 | \$19,302 | \$78,934 |
| Natural and environmental factors | 6 | 22 | 236 | \$9,325 | \$16,579 | \$15,158 | \$108,726 |
| Poisoning | 32 | 99 | 873 | \$8,315 | \$10,716 | \$13,545 | \$266,066 |
| Pedal cyc,nontraffic/other | 2 | 8 | 248 | \$3,315 | \$16,461 | \$20,269 | \$6,631 |
| Motor vehicle, nontraffic | 3 | 9 | 277 | \$9,048 | \$10,708 | \$27,719 | \$27,144 |
| Other trans. [(E800-7,E826)(.0-.2,.8,.9)],E827-9,E831,E833-45 | 1 | 9 | 219 | \$12,584 | \$21,801 | \$24,990 | \$12,584 |
| Suffocation | 2 | 7 | 46 | \$26,855 | \$45,563 | \$24,885 | \$53,711 |
| Other and not elsewhere classified | 26 | 75 | 899 | \$14,763 | \$18,281 | \$24,465 | \$383,831 |
| Mechanism unspecified | 13 | 29 | 378 | \$22,539 | \$21,585 | \$18,504 | \$332,387 |
| Intentional injuries | 60 | 219 | 2,057 | \$9,052 | \$10,640 | \$16,131 | \$596,278 |
| Self-inflicted | 60 | 216 | 1,719 | \$9,052 | \$10,605 | \$14,343 | \$596,278 |
| Poisoning | 54 | 201 | 1,426 | \$9,268 | \$10,703 | \$12,215 | \$553,391 |
| Cutting and piercing instrument | 5 | 11 | 184 | \$7,403 | \$8,801 | \$16,137 | \$37,014 |
| Other mechanism | 1 | 2 | 74 | \$5,873 | \$4,753 | \$48,358 | \$5,873 |
| Injuries of undetermined intent | 16 | 55 | 280 | \$8,774 | \$11,748 | \$14,952 | \$140,380 |
| Adverse effects of medical treatment | 102 | 615 | 6,463 | \$15,122 | \$18,306 | \$21,949 | \$1,572,395 |

| Type of Injury**** | Hospital | Peer | State | Hospital | Peer | State | Hospital |
|-----------------------------|----------|-------|--------|----------|----------|----------|-------------|
| All Encounters | 314 | 1,181 | 14,342 | \$14,930 | \$18,212 | \$26,704 | \$4,831,797 |
| Fractures | 137 | 496 | 6,341 | \$18,869 | \$22,758 | \$31,147 | \$2,600,190 |
| Sprains | 3 | 10 | 73 | \$9,758 | \$15,020 | \$14,405 | \$29,273 |
| Intracranial | 7 | 11 | 1,109 | \$11,110 | \$12,158 | \$29,120 | \$77,772 |
| Open wounds | 6 | 9 | 328 | \$8,192 | \$15,069 | \$19,657 | \$49,151 |
| Contusions | 1 | 5 | 96 | \$6,403 | \$10,644 | \$13,768 | \$6,403 |
| Foreign bodies | 2 | 8 | 51 | \$4,844 | \$9,430 | \$17,006 | \$9,687 |
| Complications | 3 | 10 | 100 | \$11,317 | \$10,246 | \$15,857 | \$33,952 |
| Poisoning and toxic effects | 105 | 394 | 2,405 | \$9,961 | \$12,258 | \$13,867 | \$1,150,252 |
| Other injury | 50 | 236 | 3,731 | \$16,939 | \$20,137 | \$27,455 | \$875,117 |

* Outliers were excluded in the calculation of average charges.
** Excludes professional fees.

*** Based on ICD-9 E-Code.
**** Based on Principal Diagnosis.

Health District of Hospital: TriCounty
Inpatient Peer group: Acute, rural, high CMI (n=7)

County: Uintah
Ownership: Investor-owned

ED beds: 5
Affiliation: Lifepoint Hospitals, Inc.

| Intent and mechanism of injury*** | # of Encounters | | | Average ER Charges (\$)* | | | Total Charges (\$) ** |
|---|-----------------|-------|--------|--------------------------|----------|----------|-----------------------|
| | Hospital | Peer | State | Hospital | Peer | State | Hospital |
| All Injury Encounters | 123 | 2,573 | 20,149 | \$15,753 | \$16,855 | \$22,610 | \$1,937,641 |
| Unintentional injuries | 80 | 1,397 | 11,323 | \$17,765 | \$16,959 | \$24,367 | \$1,421,185 |
| Falls | 36 | 756 | 5,603 | \$20,972 | \$18,358 | \$23,903 | \$755,007 |
| Motor vehicle traffic | 13 | 148 | 1,663 | \$21,078 | \$20,145 | \$35,801 | \$274,012 |
| Struck against or accidentally by object or persons | 4 | 41 | 399 | \$6,219 | \$10,205 | \$18,600 | \$24,876 |
| Cutting or piercing instruments or objects | 2 | 7 | 92 | \$9,228 | \$12,418 | \$15,308 | \$18,456 |
| Natural and environmental factors | 3 | 27 | 236 | \$10,645 | \$10,356 | \$15,158 | \$31,936 |
| Poisoning | 3 | 115 | 873 | \$12,029 | \$10,965 | \$13,545 | \$36,087 |
| Pedal cyc,nontraffic/other | 1 | 29 | 248 | \$15,875 | \$14,169 | \$20,269 | \$15,875 |
| Motor vehicle, nontraffic | 4 | 49 | 277 | \$20,794 | \$16,822 | \$27,719 | \$83,175 |
| Other trans. [(E800-7,E826)(.0-.2,.8,.9)],E827-9,E831,E833-45 | 2 | 22 | 219 | \$15,637 | \$14,986 | \$24,990 | \$31,274 |
| Suffocation | 1 | 2 | 46 | \$3,084 | \$6,101 | \$24,885 | \$3,084 |
| Other and not elsewhere classified | 9 | 82 | 899 | \$13,148 | \$16,877 | \$24,465 | \$118,330 |
| Mechanism unspecified | 2 | 70 | 378 | \$14,537 | \$15,757 | \$18,504 | \$29,073 |
| Intentional injuries | 13 | 224 | 2,057 | \$11,512 | \$11,257 | \$16,131 | \$149,653 |
| Assault | 2 | 20 | 324 | \$8,667 | \$13,723 | \$25,523 | \$17,334 |
| Unarmed fight,striking by blunt/thrown object | 1 | 11 | 129 | \$14,378 | \$13,094 | \$21,514 | \$14,378 |
| Firearm | 1 | 3 | 25 | \$2,956 | \$23,598 | \$45,298 | \$2,956 |
| Self-inflicted | 11 | 202 | 1,719 | \$12,029 | \$11,015 | \$14,343 | \$132,319 |
| Poisoning | 11 | 175 | 1,426 | \$12,029 | \$11,023 | \$12,215 | \$132,319 |
| Injuries of undetermined intent | 1 | 49 | 280 | \$7,345 | \$10,342 | \$14,952 | \$7,345 |
| Adverse effects of medical treatment | 29 | 902 | 6,463 | \$12,395 | \$18,464 | \$21,949 | \$359,458 |

| Type of Injury**** | Hospital | Peer | State | Hospital | Peer | State | Hospital |
|-----------------------------|----------|-------|--------|----------|----------|----------|-------------|
| All Encounters | 92 | 1,695 | 14,342 | \$18,531 | \$17,293 | \$26,704 | \$1,704,831 |
| Fractures | 50 | 815 | 6,341 | \$23,718 | \$20,337 | \$31,147 | \$1,185,896 |
| Intracranial | 1 | 68 | 1,109 | \$3,266 | \$11,197 | \$29,120 | \$3,266 |
| Open wounds | 4 | 19 | 328 | \$6,953 | \$10,974 | \$19,657 | \$27,810 |
| Contusions | 2 | 10 | 96 | \$20,793 | \$13,389 | \$13,768 | \$41,585 |
| Foreign bodies | 1 | 2 | 51 | \$3,084 | \$4,886 | \$17,006 | \$3,084 |
| Complications | 3 | 16 | 100 | \$8,683 | \$9,263 | \$15,857 | \$26,050 |
| Poisoning and toxic effects | 14 | 314 | 2,405 | \$12,053 | \$11,595 | \$13,867 | \$168,744 |
| Other injury | 17 | 434 | 3,731 | \$14,612 | \$17,676 | \$27,455 | \$248,396 |

* Outliers were excluded in the calculation of average charges.
** Excludes professional fees.

*** Based on ICD-9 E-Code.
**** Based on Principal Diagnosis.

Health District of Hospital: Bear River
Inpatient Peer group: Acute, rural, low CMI (n=16)

County: Box Elder
Ownership: Not for profit

ED beds: 3
Affiliation: Intermountain Healthcare

| Intent and mechanism of injury*** | # of Encounters | | | Average ER Charges (\$)* | | | Total Charges (\$) ** |
|---|-----------------|------|--------|--------------------------|----------|----------|-----------------------|
| | Hospital | Peer | State | Hospital | Peer | State | Hospital |
| All Injury Encounters | 43 | 798 | 20,149 | \$13,583 | \$10,750 | \$22,610 | \$584,060 |
| Unintentional injuries | 25 | 485 | 11,323 | \$14,325 | \$10,757 | \$24,367 | \$358,133 |
| Falls | 17 | 228 | 5,603 | \$15,684 | \$11,809 | \$23,903 | \$266,621 |
| Motor vehicle traffic | 3 | 43 | 1,663 | \$12,541 | \$9,257 | \$35,801 | \$37,623 |
| Overexertion and strenuous movements | 1 | 5 | 200 | \$9,682 | \$9,399 | \$19,302 | \$9,682 |
| Cutting or piercing instruments or objects | 1 | 5 | 92 | \$12,193 | \$8,555 | \$15,308 | \$12,193 |
| Natural and environmental factors | 1 | 23 | 236 | \$8,962 | \$8,233 | \$15,158 | \$8,962 |
| Other trans. [(E800-7,E826)(.0-.2,.8,.9)],E827-9,E831,E833-45 | 2 | 17 | 219 | \$11,525 | \$9,697 | \$24,990 | \$23,051 |
| Intentional injuries | 6 | 64 | 2,057 | \$5,451 | \$6,816 | \$16,131 | \$32,709 |
| Self-inflicted | 6 | 58 | 1,719 | \$5,451 | \$6,606 | \$14,343 | \$32,709 |
| Poisoning | 6 | 54 | 1,426 | \$5,451 | \$6,751 | \$12,215 | \$32,709 |
| Injuries of undetermined intent | 2 | 12 | 280 | \$10,613 | \$7,291 | \$14,952 | \$21,227 |
| Adverse effects of medical treatment | 10 | 235 | 6,463 | \$17,199 | \$11,954 | \$21,949 | \$171,992 |
| Type of Injury**** | Hospital | Peer | State | Hospital | Peer | State | Hospital |
| All Encounters | 33 | 490 | 14,342 | \$12,984 | \$11,299 | \$26,704 | \$428,471 |
| Fractures | 20 | 199 | 6,341 | \$15,408 | \$15,003 | \$31,147 | \$308,150 |
| Poisoning and toxic effects | 7 | 139 | 2,405 | \$5,250 | \$7,907 | \$13,867 | \$36,748 |
| Other injury | 6 | 91 | 3,731 | \$13,929 | \$9,985 | \$27,455 | \$83,573 |

* Outliers were excluded in the calculation of average charges.

** Excludes professional fees.

*** Based on ICD-9 E-Code.

**** Based on Principal Diagnosis.

Table 24
ED Inpatient Encounters Due to Injury or Poisoning
January 1, 2009 to December 31, 2009

Health District of Hospital: Southwest Utah
Inpatient Peer group: Acute, rural, low CMI (n=16)

County: Beaver
Ownership: Government

ED beds: 2
Affiliation: Freestanding

| Intent and mechanism of injury*** | # of Encounters | | | Average ER Charges (\$)* | | | Total Charges (\$) ** |
|--------------------------------------|-----------------|------|--------|--------------------------|----------|----------|-----------------------|
| | Hospital | Peer | State | Hospital | Peer | State | Hospital |
| All Injury Encounters | 36 | 798 | 20,149 | \$9,356 | \$10,750 | \$22,610 | \$336,817 |
| Unintentional injuries | 25 | 485 | 11,323 | \$9,428 | \$10,757 | \$24,367 | \$235,708 |
| Falls | 18 | 228 | 5,603 | \$9,890 | \$11,809 | \$23,903 | \$178,014 |
| Motor vehicle traffic | 5 | 43 | 1,663 | \$8,744 | \$9,257 | \$35,801 | \$43,720 |
| Motor vehicle, nontraffic | 1 | 11 | 277 | \$10,599 | \$8,727 | \$27,719 | \$10,599 |
| Other and not elsewhere classified | 1 | 53 | 899 | \$3,375 | \$12,543 | \$24,465 | \$3,375 |
| Intentional injuries | 2 | 64 | 2,057 | \$2,854 | \$6,816 | \$16,131 | \$5,708 |
| Self-inflicted | 2 | 58 | 1,719 | \$2,854 | \$6,606 | \$14,343 | \$5,708 |
| Poisoning | 2 | 54 | 1,426 | \$2,854 | \$6,751 | \$12,215 | \$5,708 |
| Injuries of undetermined intent | 2 | 12 | 280 | \$12,539 | \$7,291 | \$14,952 | \$25,078 |
| Adverse effects of medical treatment | 7 | 235 | 6,463 | \$10,046 | \$11,954 | \$21,949 | \$70,323 |

| Type of Injury**** | Hospital | Peer | State | Hospital | Peer | State | Hospital |
|-----------------------------|----------|------|--------|----------|----------|----------|-----------|
| All Encounters | 23 | 490 | 14,342 | \$8,081 | \$11,299 | \$26,704 | \$185,873 |
| Fractures | 8 | 199 | 6,341 | \$9,808 | \$15,003 | \$31,147 | \$78,463 |
| Sprains | 2 | 6 | 73 | \$7,426 | \$10,493 | \$14,405 | \$14,852 |
| Intracranial | 1 | 26 | 1,109 | \$11,602 | \$6,958 | \$29,120 | \$11,602 |
| Open wounds | 2 | 8 | 328 | \$4,090 | \$6,653 | \$19,657 | \$8,181 |
| Poisoning and toxic effects | 3 | 139 | 2,405 | \$5,871 | \$7,907 | \$13,867 | \$17,614 |
| Other injury | 7 | 91 | 3,731 | \$7,880 | \$9,985 | \$27,455 | \$55,162 |

* Outliers were excluded in the calculation of average charges.

** Excludes professional fees.

*** Based on ICD-9 E-Code.

**** Based on Principal Diagnosis.

Health District of Hospital: Bear River
Inpatient Peer group: Acute, rural, high CMI (n=7)

County: Box Elder
Ownership: Investor-owned

ED beds: 5
Affiliation: Mountainstar Healthcare

| Intent and mechanism of injury*** | # of Encounters | | | Average ER Charges (\$)* | | | Total Charges (\$) ** |
|---|-----------------|-------|--------|--------------------------|----------|----------|-----------------------|
| | Hospital | Peer | State | Hospital | Peer | State | Hospital |
| All Injury Encounters | 52 | 2,573 | 20,149 | \$18,016 | \$16,855 | \$22,610 | \$1,009,005 |
| Unintentional injuries | 37 | 1,397 | 11,323 | \$19,246 | \$16,959 | \$24,367 | \$712,112 |
| Falls | 26 | 756 | 5,603 | \$21,570 | \$18,358 | \$23,903 | \$560,828 |
| Motor vehicle traffic | 3 | 148 | 1,663 | \$18,643 | \$20,145 | \$35,801 | \$55,929 |
| Struck against or accidentally by object or persons | 1 | 41 | 399 | \$2,106 | \$10,205 | \$18,600 | \$2,106 |
| Overexertion and strenuous movements | 1 | 33 | 200 | \$17,425 | \$16,250 | \$19,302 | \$17,425 |
| Poisoning | 2 | 115 | 873 | \$5,614 | \$10,965 | \$13,545 | \$11,228 |
| Machinery | 1 | 8 | 88 | \$7,625 | \$13,877 | \$25,697 | \$7,625 |
| Pedal cyc,nontraffic/other | 1 | 29 | 248 | \$11,139 | \$14,169 | \$20,269 | \$11,139 |
| Other and not elsewhere classified | 2 | 82 | 899 | \$22,916 | \$16,877 | \$24,465 | \$45,832 |
| Intentional injuries | 2 | 224 | 2,057 | \$9,548 | \$11,257 | \$16,131 | \$19,096 |
| Assault | 1 | 20 | 324 | \$12,769 | \$13,723 | \$25,523 | \$12,769 |
| Cutting or piercing instrument | 1 | 3 | 75 | \$12,769 | \$13,924 | \$22,948 | \$12,769 |
| Self-inflicted | 1 | 202 | 1,719 | \$6,327 | \$11,015 | \$14,343 | \$6,327 |
| Poisoning | 1 | 175 | 1,426 | \$6,327 | \$11,023 | \$12,215 | \$6,327 |
| Adverse effects of medical treatment | 13 | 902 | 6,463 | \$15,633 | \$18,464 | \$21,949 | \$277,797 |

| Type of Injury**** | Hospital | Peer | State | Hospital | Peer | State | Hospital |
|-----------------------------|----------|-------|--------|----------|----------|----------|-------------|
| All Encounters | 69 | 1,695 | 14,342 | \$18,074 | \$17,293 | \$26,704 | \$1,247,093 |
| Fractures | 44 | 815 | 6,341 | \$21,220 | \$20,337 | \$31,147 | \$933,667 |
| Open wounds | 1 | 19 | 328 | \$12,769 | \$10,974 | \$19,657 | \$12,769 |
| Poisoning and toxic effects | 6 | 314 | 2,405 | \$7,507 | \$11,595 | \$13,867 | \$45,039 |
| Other injury | 18 | 434 | 3,731 | \$14,201 | \$17,676 | \$27,455 | \$255,618 |

* Outliers were excluded in the calculation of average charges.

** Excludes professional fees.

*** Based on ICD-9 E-Code.

**** Based on Principal Diagnosis.

Table 24
ED Inpatient Encounters Due to Injury or Poisoning
January 1, 2009 to December 31, 2009

Health District of Hospital: Southeastern Utah
Inpatient Peer group: Acute, rural, high CMI (n=7)

County: Carbon
Ownership: Investor-owned

ED beds: 9
Affiliation: Lifepoint Hospitals, Inc.

| Intent and mechanism of injury*** | # of Encounters | | | Average ER Charges (\$)* | | | Total Charges (\$)*** |
|---|-----------------|-------|--------|--------------------------|----------|----------|-----------------------|
| | Hospital | Peer | State | Hospital | Peer | State | Hospital |
| All Injury Encounters | 195 | 2,573 | 20,149 | \$15,086 | \$16,855 | \$22,610 | \$2,941,844 |
| Unintentional injuries | 122 | 1,397 | 11,323 | \$17,279 | \$16,959 | \$24,367 | \$2,108,032 |
| Falls | 62 | 756 | 5,603 | \$20,223 | \$18,358 | \$23,903 | \$1,253,812 |
| Motor vehicle traffic | 8 | 148 | 1,663 | \$19,846 | \$20,145 | \$35,801 | \$158,767 |
| Struck against or accidentally by object or persons | 4 | 41 | 399 | \$14,048 | \$10,205 | \$18,600 | \$56,190 |
| Overexertion and strenuous movements | 1 | 33 | 200 | \$31,976 | \$16,250 | \$19,302 | \$31,976 |
| Cutting or piercing instruments or objects | 3 | 7 | 92 | \$12,654 | \$12,418 | \$15,308 | \$37,963 |
| Natural and environmental factors | 3 | 27 | 236 | \$14,717 | \$10,356 | \$15,158 | \$44,151 |
| Poisoning | 17 | 115 | 873 | \$8,469 | \$10,965 | \$13,545 | \$143,966 |
| Fire and flames, hot subst/object caustic | 2 | 8 | 70 | \$7,363 | \$8,709 | \$35,859 | \$14,725 |
| Machinery | 2 | 8 | 88 | \$18,410 | \$13,877 | \$25,697 | \$36,820 |
| Pedal cyc,nontraffic/other | 1 | 29 | 248 | \$5,916 | \$14,169 | \$20,269 | \$5,916 |
| Motor vehicle, nontraffic | 5 | 49 | 277 | \$13,056 | \$16,822 | \$27,719 | \$65,279 |
| Other trans. [(E800-7,E826)(.0-.2,.8,.9)],E827-9,E831,E833-45 | 3 | 22 | 219 | \$17,420 | \$14,986 | \$24,990 | \$52,261 |
| Other and not elsewhere classified | 9 | 82 | 899 | \$20,167 | \$16,877 | \$24,465 | \$181,502 |
| Mechanism unspecified | 2 | 70 | 378 | \$12,352 | \$15,757 | \$18,504 | \$24,704 |
| Intentional injuries | 23 | 224 | 2,057 | \$10,978 | \$11,257 | \$16,131 | \$252,490 |
| Assault | 4 | 20 | 324 | \$21,686 | \$13,723 | \$25,523 | \$86,744 |
| Unarmed fight,striking by blunt/thrown object | 3 | 11 | 129 | \$11,466 | \$13,094 | \$21,514 | \$34,397 |
| Firearm | 1 | 3 | 25 | \$52,347 | \$23,598 | \$45,298 | \$52,347 |
| Self-inflicted | 18 | 202 | 1,719 | \$8,782 | \$11,015 | \$14,343 | \$158,078 |
| Poisoning | 18 | 175 | 1,426 | \$8,782 | \$11,023 | \$12,215 | \$158,078 |
| Other cause of violence | 1 | 2 | 14 | \$7,668 | \$11,044 | \$22,348 | \$7,668 |
| Injuries of undetermined intent | 5 | 49 | 280 | \$6,700 | \$10,342 | \$14,952 | \$33,501 |
| Adverse effects of medical treatment | 45 | 902 | 6,463 | \$12,174 | \$18,464 | \$21,949 | \$547,821 |

| Type of Injury**** | Hospital | Peer | State | Hospital | Peer | State | Hospital |
|-----------------------------|----------|-------|--------|----------|----------|----------|-------------|
| All Encounters | 148 | 1,695 | 14,342 | \$16,561 | \$17,293 | \$26,704 | \$2,451,053 |
| Fractures | 65 | 815 | 6,341 | \$22,865 | \$20,337 | \$31,147 | \$1,486,243 |
| Intracranial | 9 | 68 | 1,109 | \$9,239 | \$11,197 | \$29,120 | \$83,150 |
| Open wounds | 2 | 19 | 328 | \$11,317 | \$10,974 | \$19,657 | \$22,634 |
| Superficial | 1 | 2 | 21 | \$10,628 | \$7,799 | \$12,279 | \$10,628 |
| Contusions | 1 | 10 | 96 | \$4,596 | \$13,389 | \$13,768 | \$4,596 |
| Burns | 2 | 9 | 87 | \$7,363 | \$6,906 | \$71,734 | \$14,725 |
| Poisoning and toxic effects | 37 | 314 | 2,405 | \$8,334 | \$11,595 | \$13,867 | \$308,363 |
| Other injury | 31 | 434 | 3,731 | \$16,797 | \$17,676 | \$27,455 | \$520,714 |

* Outliers were excluded in the calculation of average charges.

** Excludes professional fees.

*** Based on ICD-9 E-Code.

**** Based on Principal Diagnosis.

Table 24
ED Inpatient Encounters Due to Injury or Poisoning
January 1, 2009 to December 31, 2009

Health District of Hospital: Central Utah
Inpatient Peer group: Acute, rural, low CMI (n=16)

County: Juab
Ownership: Not for profit

ED beds: 2
Affiliation: Freestanding

| Intent and mechanism of injury*** | # of Encounters | | | Average ER Charges (\$)* | | | Total Charges (\$)*** |
|---|-----------------|------|--------|--------------------------|----------|----------|-----------------------|
| | Hospital | Peer | State | Hospital | Peer | State | Hospital |
| All Injury Encounters | 60 | 798 | 20,149 | \$9,533 | \$10,750 | \$22,610 | \$571,969 |
| Unintentional injuries | 40 | 485 | 11,323 | \$10,258 | \$10,757 | \$24,367 | \$410,321 |
| Falls | 15 | 228 | 5,603 | \$12,859 | \$11,809 | \$23,903 | \$192,883 |
| Motor vehicle traffic | 9 | 43 | 1,663 | \$12,016 | \$9,257 | \$35,801 | \$108,146 |
| Struck against or accidentally by object or persons | 2 | 11 | 399 | \$8,427 | \$10,603 | \$18,600 | \$16,854 |
| Natural and environmental factors | 2 | 23 | 236 | \$3,978 | \$8,233 | \$15,158 | \$7,955 |
| Poisoning | 3 | 55 | 873 | \$4,885 | \$7,975 | \$13,545 | \$14,655 |
| Fire and flames, hot subst/object caustic | 1 | 5 | 70 | \$6,199 | \$6,207 | \$35,859 | \$6,199 |
| Motor vehicle, nontraffic | 1 | 11 | 277 | \$7,726 | \$8,727 | \$27,719 | \$7,726 |
| Other trans. [(E800-7,E826)(.0-.2,.8,.9)],E827-9,E831,E833-45 | 2 | 17 | 219 | \$7,714 | \$9,697 | \$24,990 | \$15,428 |
| Suffocation | 2 | 3 | 46 | \$7,887 | \$7,595 | \$24,885 | \$15,775 |
| Other and not elsewhere classified | 2 | 53 | 899 | \$9,955 | \$12,543 | \$24,465 | \$19,910 |
| Mechanism unspecified | 1 | 20 | 378 | \$4,792 | \$14,132 | \$18,504 | \$4,792 |
| Intentional injuries | 4 | 64 | 2,057 | \$8,947 | \$6,816 | \$16,131 | \$35,786 |
| Self-inflicted | 4 | 58 | 1,719 | \$8,947 | \$6,606 | \$14,343 | \$35,786 |
| Poisoning | 4 | 54 | 1,426 | \$8,947 | \$6,751 | \$12,215 | \$35,786 |
| Injuries of undetermined intent | 2 | 12 | 280 | \$5,315 | \$7,291 | \$14,952 | \$10,629 |
| Adverse effects of medical treatment | 14 | 235 | 6,463 | \$8,231 | \$11,954 | \$21,949 | \$115,234 |

| Type of Injury**** | Hospital | Peer | State | Hospital | Peer | State | Hospital |
|-----------------------------|----------|------|--------|----------|----------|----------|-----------|
| All Encounters | 37 | 490 | 14,342 | \$10,145 | \$11,299 | \$26,704 | \$375,356 |
| Fractures | 12 | 199 | 6,341 | \$14,226 | \$15,003 | \$31,147 | \$170,712 |
| Intracranial | 7 | 26 | 1,109 | \$8,241 | \$6,958 | \$29,120 | \$57,686 |
| Open wounds | 2 | 8 | 328 | \$9,111 | \$6,653 | \$19,657 | \$18,222 |
| Foreign bodies | 1 | 2 | 51 | \$6,323 | \$5,179 | \$17,006 | \$6,323 |
| Complications | 2 | 9 | 100 | \$14,188 | \$17,061 | \$15,857 | \$28,376 |
| Poisoning and toxic effects | 6 | 139 | 2,405 | \$5,967 | \$7,907 | \$13,867 | \$35,803 |
| Other injury | 7 | 91 | 3,731 | \$8,319 | \$9,985 | \$27,455 | \$58,235 |

* Outliers were excluded in the calculation of average charges.

** Excludes professional fees.

*** Based on ICD-9 E-Code.

**** Based on Principal Diagnosis.

Table 24
ED Inpatient Encounters Due to Injury or Poisoning
January 1, 2009 to December 31, 2009

Health District of Hospital: Davis County
Inpatient Peer group: Acute, urban, lower medium CMI (n=7)

County: Davis
Ownership: Investor-owned

ED beds: 21
Affiliation: IASIS Health Care

| Intent and mechanism of injury*** | # of Encounters | | | Average ER Charges (\$)* | | | Total Charges (\$) ** |
|---|-----------------|-------|--------|--------------------------|----------|----------|-----------------------|
| | Hospital | Peer | State | Hospital | Peer | State | Hospital |
| All Injury Encounters | 517 | 2,881 | 20,149 | \$21,034 | \$21,354 | \$22,610 | \$11,886,777 |
| Unintentional injuries | 206 | 1,318 | 11,323 | \$22,299 | \$23,503 | \$24,367 | \$4,893,883 |
| Falls | 132 | 787 | 5,603 | \$23,162 | \$25,196 | \$23,903 | \$3,215,948 |
| Motor vehicle traffic | 5 | 85 | 1,663 | \$16,746 | \$29,157 | \$35,801 | \$83,730 |
| Struck against or accidentally by object or persons | 6 | 27 | 399 | \$22,605 | \$17,885 | \$18,600 | \$135,629 |
| Overexertion and strenuous movements | 6 | 29 | 200 | \$22,045 | \$22,415 | \$19,302 | \$132,267 |
| Cutting or piercing instruments or objects | 3 | 13 | 92 | \$23,929 | \$16,349 | \$15,308 | \$71,788 |
| Natural and environmental factors | 3 | 23 | 236 | \$13,574 | \$17,345 | \$15,158 | \$40,723 |
| Poisoning | 36 | 184 | 873 | \$13,871 | \$15,964 | \$13,545 | \$655,257 |
| Pedal cyc, nontraffic/other | 1 | 10 | 248 | \$25,909 | \$20,860 | \$20,269 | \$25,909 |
| Motor vehicle, nontraffic | 1 | 17 | 277 | \$15,018 | \$28,883 | \$27,719 | \$15,018 |
| Suffocation | 2 | 4 | 46 | \$33,784 | \$34,333 | \$24,885 | \$67,569 |
| Other and not elsewhere classified | 7 | 70 | 899 | \$22,512 | \$24,002 | \$24,465 | \$157,586 |
| Mechanism unspecified | 4 | 51 | 378 | \$73,115 | \$20,909 | \$18,504 | \$292,459 |
| Intentional injuries | 69 | 417 | 2,057 | \$14,326 | \$14,034 | \$16,131 | \$1,095,597 |
| Assault | 3 | 20 | 324 | \$18,058 | \$20,871 | \$25,523 | \$54,173 |
| Unarmed fight, striking by blunt/thrown object | 1 | 7 | 129 | \$19,395 | \$21,957 | \$21,514 | \$19,395 |
| Other mechanism | 2 | 9 | 95 | \$17,389 | \$22,358 | \$28,051 | \$34,778 |
| Self-inflicted | 66 | 397 | 1,719 | \$14,151 | \$13,685 | \$14,343 | \$1,041,423 |
| Poisoning | 66 | 344 | 1,426 | \$14,151 | \$13,567 | \$12,215 | \$1,041,423 |
| Injuries of undetermined intent | 15 | 58 | 280 | \$17,800 | \$16,682 | \$14,952 | \$266,998 |
| Adverse effects of medical treatment | 227 | 1,086 | 6,463 | \$22,161 | \$21,863 | \$21,949 | \$5,630,299 |

| Type of Injury**** | Hospital | Peer | State | Hospital | Peer | State | Hospital |
|-----------------------------|----------|-------|--------|----------|----------|----------|-------------|
| All Encounters | 302 | 1,686 | 14,342 | \$19,938 | \$23,913 | \$26,704 | \$6,766,130 |
| Fractures | 103 | 708 | 6,341 | \$24,749 | \$28,008 | \$31,147 | \$2,702,934 |
| Sprains | 2 | 8 | 73 | \$15,621 | \$16,589 | \$14,405 | \$31,241 |
| Intracranial | 2 | 40 | 1,109 | \$11,105 | \$39,869 | \$29,120 | \$22,209 |
| Open wounds | 1 | 17 | 328 | \$23,473 | \$34,135 | \$19,657 | \$23,473 |
| Contusions | 1 | 8 | 96 | \$12,478 | \$14,719 | \$13,768 | \$12,478 |
| Complications | 2 | 8 | 100 | \$7,904 | \$24,496 | \$15,857 | \$15,807 |
| Poisoning and toxic effects | 113 | 510 | 2,405 | \$14,386 | \$15,409 | \$13,867 | \$1,887,511 |
| Other injury | 78 | 380 | 3,731 | \$22,317 | \$25,926 | \$27,455 | \$2,070,478 |

* Outliers were excluded in the calculation of average charges.
** Excludes professional fees.

*** Based on ICD-9 E-Code.
**** Based on Principal Diagnosis.

Health District of Hospital: Central Utah
Inpatient Peer group: Acute, rural, low CMI (n=16)

County: Millard
Ownership: Not for profit

ED beds: 6
Affiliation: Intermountain Healthcare

| Intent and mechanism of injury*** | # of Encounters | | | Average ER Charges (\$)* | | | Total Charges (\$) ** |
|---|-----------------|------|--------|--------------------------|----------|----------|-----------------------|
| | Hospital | Peer | State | Hospital | Peer | State | Hospital |
| All Injury Encounters | 23 | 798 | 20,149 | \$5,028 | \$10,750 | \$22,610 | \$175,986 |
| Unintentional injuries | 13 | 485 | 11,323 | \$5,119 | \$10,757 | \$24,367 | \$126,796 |
| Falls | 6 | 228 | 5,603 | \$4,936 | \$11,809 | \$23,903 | \$29,619 |
| Struck against or accidentally by object or persons | 1 | 11 | 399 | \$4,069 | \$10,603 | \$18,600 | \$4,069 |
| Natural and environmental factors | 2 | 23 | 236 | \$8,389 | \$8,233 | \$15,158 | \$73,759 |
| Poisoning | 3 | 55 | 873 | \$5,008 | \$7,975 | \$13,545 | \$15,025 |
| Mechanism unspecified | 1 | 20 | 378 | \$4,325 | \$14,132 | \$18,504 | \$4,325 |
| Intentional injuries | 1 | 64 | 2,057 | \$2,257 | \$6,816 | \$16,131 | \$2,257 |
| Self-inflicted | 1 | 58 | 1,719 | \$2,257 | \$6,606 | \$14,343 | \$2,257 |
| Poisoning | 1 | 54 | 1,426 | \$2,257 | \$6,751 | \$12,215 | \$2,257 |
| Adverse effects of medical treatment | 9 | 235 | 6,463 | \$5,215 | \$11,954 | \$21,949 | \$46,933 |

| Type of Injury**** | Hospital | Peer | State | Hospital | Peer | State | Hospital |
|-----------------------------|----------|------|--------|----------|----------|----------|----------|
| All Encounters | 6 | 490 | 14,342 | \$4,408 | \$11,299 | \$26,704 | \$87,408 |
| Fractures | 1 | 199 | 6,341 | \$2,721 | \$15,003 | \$31,147 | \$2,721 |
| Poisoning and toxic effects | 4 | 139 | 2,405 | \$3,643 | \$7,907 | \$13,867 | \$76,298 |
| Other injury | 1 | 91 | 3,731 | \$8,389 | \$9,985 | \$27,455 | \$8,389 |

* Outliers were excluded in the calculation of average charges.

** Excludes professional fees.

*** Based on ICD-9 E-Code.

**** Based on Principal Diagnosis.

Health District of Hospital: Southwest Utah
Inpatient Peer group: Acute, rural, high CMI (n=7)

County: Washington
Ownership: Not for profit

ED beds: 12
Affiliation: Intermountain Healthcare

| Intent and mechanism of injury*** | # of Encounters | | | Average ER Charges (\$)* | | | Total Charges (\$)*** |
|---|-----------------|-------|--------|--------------------------|----------|----------|-----------------------|
| | Hospital | Peer | State | Hospital | Peer | State | Hospital |
| All Injury Encounters | 1,376 | 2,573 | 20,149 | \$17,669 | \$16,855 | \$22,610 | \$24,645,721 |
| Unintentional injuries | 696 | 1,397 | 11,323 | \$16,740 | \$16,959 | \$24,367 | \$11,835,413 |
| Falls | 390 | 756 | 5,603 | \$17,516 | \$18,358 | \$23,903 | \$6,938,011 |
| Motor vehicle traffic | 72 | 148 | 1,663 | \$20,606 | \$20,145 | \$35,801 | \$1,544,152 |
| Struck against or accidentally by object or persons | 20 | 41 | 399 | \$9,249 | \$10,205 | \$18,600 | \$184,970 |
| Overexertion and strenuous movements | 14 | 33 | 200 | \$16,151 | \$16,250 | \$19,302 | \$226,115 |
| Natural and environmental factors | 14 | 27 | 236 | \$11,099 | \$10,356 | \$15,158 | \$172,885 |
| Poisoning | 65 | 115 | 873 | \$11,786 | \$10,965 | \$13,545 | \$766,059 |
| Fire and flames, hot subst/object caustic | 4 | 8 | 70 | \$8,325 | \$8,709 | \$35,859 | \$33,299 |
| Pedal cyc,nontraffic/other | 16 | 29 | 248 | \$14,224 | \$14,169 | \$20,269 | \$227,578 |
| Motor vehicle, nontraffic | 16 | 49 | 277 | \$17,553 | \$16,822 | \$27,719 | \$280,853 |
| Other trans. [(E800-7,E826)(.0-.2,.8,.9)],E827-9,E831,E833-45 | 5 | 22 | 219 | \$14,503 | \$14,986 | \$24,990 | \$72,515 |
| Other and not elsewhere classified | 29 | 82 | 899 | \$18,899 | \$16,877 | \$24,465 | \$548,079 |
| Mechanism unspecified | 51 | 70 | 378 | \$16,488 | \$15,757 | \$18,504 | \$840,895 |
| Intentional injuries | 107 | 224 | 2,057 | \$10,749 | \$11,257 | \$16,131 | \$1,150,130 |
| Assault | 6 | 20 | 324 | \$8,790 | \$13,723 | \$25,523 | \$52,739 |
| Unarmed fight,striking by blunt/thrown object | 4 | 11 | 129 | \$8,608 | \$13,094 | \$21,514 | \$34,432 |
| Firearm | 1 | 3 | 25 | \$15,492 | \$23,598 | \$45,298 | \$15,492 |
| Other mechanism | 1 | 3 | 95 | \$2,815 | \$5,953 | \$28,051 | \$2,815 |
| Self-inflicted | 101 | 202 | 1,719 | \$10,865 | \$11,015 | \$14,343 | \$1,097,392 |
| Poisoning | 87 | 175 | 1,426 | \$10,798 | \$11,023 | \$12,215 | \$939,390 |
| Cutting and piercing instrument | 9 | 16 | 184 | \$11,434 | \$11,463 | \$16,137 | \$102,908 |
| Suffocation | 3 | 6 | 35 | \$4,855 | \$6,182 | \$20,715 | \$14,565 |
| Other mechanism | 2 | 5 | 74 | \$20,264 | \$15,108 | \$48,358 | \$40,528 |
| Injuries of undetermined intent | 33 | 49 | 280 | \$11,194 | \$10,342 | \$14,952 | \$369,401 |
| Adverse effects of medical treatment | 539 | 902 | 6,463 | \$20,690 | \$18,464 | \$21,949 | \$11,282,910 |
| Unknown | 1 | 1 | 26 | \$7,867 | \$7,867 | \$19,733 | \$7,867 |

| Type of Injury**** | Hospital | Peer | State | Hospital | Peer | State | Hospital |
|-----------------------------|----------|-------|--------|----------|----------|----------|--------------|
| All Encounters | 880 | 1,695 | 14,342 | \$17,182 | \$17,293 | \$26,704 | \$16,145,955 |
| Fractures | 392 | 815 | 6,341 | \$19,112 | \$20,337 | \$31,147 | \$7,954,994 |
| Sprains | 2 | 6 | 73 | \$12,093 | \$10,083 | \$14,405 | \$24,186 |
| Intracranial | 42 | 68 | 1,109 | \$12,360 | \$11,197 | \$29,120 | \$519,112 |
| Open wounds | 4 | 19 | 328 | \$10,566 | \$10,974 | \$19,657 | \$42,263 |
| Superficial | 1 | 2 | 21 | \$4,971 | \$7,799 | \$12,279 | \$4,971 |
| Contusions | 4 | 10 | 96 | \$14,716 | \$13,389 | \$13,768 | \$58,866 |
| Foreign bodies | 1 | 2 | 51 | \$6,688 | \$4,886 | \$17,006 | \$6,688 |
| Burns | 7 | 9 | 87 | \$6,776 | \$6,906 | \$71,734 | \$47,432 |
| Complications | 7 | 16 | 100 | \$10,573 | \$9,263 | \$15,857 | \$74,012 |
| Poisoning and toxic effects | 183 | 314 | 2,405 | \$11,725 | \$11,595 | \$13,867 | \$2,614,512 |
| Other injury | 237 | 434 | 3,731 | \$19,779 | \$17,676 | \$27,455 | \$4,798,919 |

* Outliers were excluded in the calculation of average charges.
** Excludes professional fees.

*** Based on ICD-9 E-Code.
**** Based on Principal Diagnosis.

Health District of Hospital: Central Utah
Inpatient Peer group: Acute, rural, low CMI (n=16)

County: Millard
Ownership: Not for profit

ED beds: 3
Affiliation: Intermountain Healthcare

| Intent and mechanism of injury*** | # of Encounters | | | Average ER Charges (\$)* | | | Total Charges (\$) ** |
|--------------------------------------|-----------------|------|--------|--------------------------|----------|----------|-----------------------|
| | Hospital | Peer | State | Hospital | Peer | State | Hospital |
| All Injury Encounters | 9 | 798 | 20,149 | \$5,786 | \$10,750 | \$22,610 | \$52,074 |
| Unintentional injuries | 4 | 485 | 11,323 | \$5,291 | \$10,757 | \$24,367 | \$21,166 |
| Motor vehicle traffic | 1 | 43 | 1,663 | \$5,722 | \$9,257 | \$35,801 | \$5,722 |
| Poisoning | 1 | 55 | 873 | \$4,735 | \$7,975 | \$13,545 | \$4,735 |
| Pedal cyc,nontraffic/other | 1 | 5 | 248 | \$6,648 | \$4,998 | \$20,269 | \$6,648 |
| Other and not elsewhere classified | 1 | 53 | 899 | \$4,060 | \$12,543 | \$24,465 | \$4,060 |
| Intentional injuries | 3 | 64 | 2,057 | \$5,541 | \$6,816 | \$16,131 | \$16,622 |
| Self-inflicted | 3 | 58 | 1,719 | \$5,541 | \$6,606 | \$14,343 | \$16,622 |
| Poisoning | 3 | 54 | 1,426 | \$5,541 | \$6,751 | \$12,215 | \$16,622 |
| Adverse effects of medical treatment | 2 | 235 | 6,463 | \$7,143 | \$11,954 | \$21,949 | \$14,286 |

| Type of Injury**** | Hospital | Peer | State | Hospital | Peer | State | Hospital |
|-----------------------------|----------|------|--------|----------|----------|----------|----------|
| All Encounters | 4 | 490 | 14,342 | \$6,493 | \$11,299 | \$26,704 | \$25,971 |
| Fractures | 1 | 199 | 6,341 | \$6,648 | \$15,003 | \$31,147 | \$6,648 |
| Intracranial | 1 | 26 | 1,109 | \$5,722 | \$6,958 | \$29,120 | \$5,722 |
| Poisoning and toxic effects | 2 | 139 | 2,405 | \$6,801 | \$7,907 | \$13,867 | \$13,601 |

* Outliers were excluded in the calculation of average charges.
** Excludes professional fees.

*** Based on ICD-9 E-Code.
**** Based on Principal Diagnosis.

Health District of Hospital: Southwest Utah
Inpatient Peer group: Acute, rural, low CMI (n=16)

County: Garfield
Ownership: Not for profit

ED beds: 2
Affiliation: Intermountain Healthcare

| Intent and mechanism of injury*** | # of Encounters | | | Average ER Charges (\$)* | | | Total Charges (\$) ** |
|---|-----------------|------|--------|--------------------------|----------|----------|-----------------------|
| | Hospital | Peer | State | Hospital | Peer | State | Hospital |
| All Injury Encounters | 42 | 798 | 20,149 | \$7,360 | \$10,750 | \$22,610 | \$309,110 |
| Unintentional injuries | 30 | 485 | 11,323 | \$7,647 | \$10,757 | \$24,367 | \$229,402 |
| Falls | 9 | 228 | 5,603 | \$6,165 | \$11,809 | \$23,903 | \$55,481 |
| Motor vehicle traffic | 8 | 43 | 1,663 | \$8,927 | \$9,257 | \$35,801 | \$71,420 |
| Cutting or piercing instruments or objects | 2 | 5 | 92 | \$5,149 | \$8,555 | \$15,308 | \$10,299 |
| Natural and environmental factors | 3 | 23 | 236 | \$6,747 | \$8,233 | \$15,158 | \$20,242 |
| Other trans. [(E800-7,E826)(.0-.2,.8,.9)],E827-9,E831,E833-45 | 4 | 17 | 219 | \$11,110 | \$9,697 | \$24,990 | \$44,441 |
| Other and not elsewhere classified | 3 | 53 | 899 | \$7,888 | \$12,543 | \$24,465 | \$23,665 |
| Mechanism unspecified | 1 | 20 | 378 | \$3,855 | \$14,132 | \$18,504 | \$3,855 |
| Intentional injuries | 3 | 64 | 2,057 | \$7,267 | \$6,816 | \$16,131 | \$21,802 |
| Self-inflicted | 3 | 58 | 1,719 | \$7,267 | \$6,606 | \$14,343 | \$21,802 |
| Poisoning | 3 | 54 | 1,426 | \$7,267 | \$6,751 | \$12,215 | \$21,802 |
| Adverse effects of medical treatment | 9 | 235 | 6,463 | \$6,434 | \$11,954 | \$21,949 | \$57,906 |

| Type of Injury**** | Hospital | Peer | State | Hospital | Peer | State | Hospital |
|-----------------------------|----------|------|--------|----------|----------|----------|-----------|
| All Encounters | 25 | 490 | 14,342 | \$8,372 | \$11,299 | \$26,704 | \$209,311 |
| Fractures | 6 | 199 | 6,341 | \$8,825 | \$15,003 | \$31,147 | \$52,951 |
| Intracranial | 3 | 26 | 1,109 | \$8,920 | \$6,958 | \$29,120 | \$26,761 |
| Open wounds | 1 | 8 | 328 | \$6,678 | \$6,653 | \$19,657 | \$6,678 |
| Contusions | 1 | 7 | 96 | \$6,590 | \$7,970 | \$13,768 | \$6,590 |
| Complications | 2 | 9 | 100 | \$8,636 | \$17,061 | \$15,857 | \$17,273 |
| Poisoning and toxic effects | 3 | 139 | 2,405 | \$7,267 | \$7,907 | \$13,867 | \$21,802 |
| Other injury | 9 | 91 | 3,731 | \$8,584 | \$9,985 | \$27,455 | \$77,257 |

* Outliers were excluded in the calculation of average charges.

** Excludes professional fees.

*** Based on ICD-9 E-Code.

**** Based on Principal Diagnosis.

Table 24
ED Inpatient Encounters Due to Injury or Poisoning
January 1, 2009 to December 31, 2009

Health District of Hospital: Central Utah
Inpatient Peer group: Acute, rural, low CMI (n=16)

County: Sanpete
Ownership: Government

ED beds: 3
Affiliation: Freestanding

| Intent and mechanism of injury*** | # of Encounters | | | Average ER Charges (\$)* | | | Total Charges (\$)*** |
|---|-----------------|------|--------|--------------------------|----------|----------|-----------------------|
| | Hospital | Peer | State | Hospital | Peer | State | Hospital |
| All Injury Encounters | 36 | 798 | 20,149 | \$4,885 | \$10,750 | \$22,610 | \$175,870 |
| Unintentional injuries | 22 | 485 | 11,323 | \$5,287 | \$10,757 | \$24,367 | \$116,311 |
| Falls | 11 | 228 | 5,603 | \$7,506 | \$11,809 | \$23,903 | \$82,565 |
| Motor vehicle traffic | 2 | 43 | 1,663 | \$2,978 | \$9,257 | \$35,801 | \$5,956 |
| Struck against or accidentally by object or persons | 1 | 11 | 399 | \$9,826 | \$10,603 | \$18,600 | \$9,826 |
| Poisoning | 5 | 55 | 873 | \$1,933 | \$7,975 | \$13,545 | \$9,664 |
| Pedal cyc,nontraffic/other | 1 | 5 | 248 | \$2,583 | \$4,998 | \$20,269 | \$2,583 |
| Other trans. | 1 | 17 | 219 | \$1,682 | \$9,697 | \$24,990 | \$1,682 |
| Other and not elsewhere classified | 1 | 53 | 899 | \$4,036 | \$12,543 | \$24,465 | \$4,036 |
| Intentional injuries | 2 | 64 | 2,057 | \$2,785 | \$6,816 | \$16,131 | \$5,570 |
| Self-inflicted | 2 | 58 | 1,719 | \$2,785 | \$6,606 | \$14,343 | \$5,570 |
| Poisoning | 2 | 54 | 1,426 | \$2,785 | \$6,751 | \$12,215 | \$5,570 |
| Adverse effects of medical treatment | 12 | 235 | 6,463 | \$4,499 | \$11,954 | \$21,949 | \$53,989 |

| Type of Injury**** | Hospital | Peer | State | Hospital | Peer | State | Hospital |
|-----------------------------|----------|------|--------|----------|----------|----------|-----------|
| All Encounters | 22 | 490 | 14,342 | \$4,735 | \$11,299 | \$26,704 | \$104,164 |
| Fractures | 9 | 199 | 6,341 | \$7,326 | \$15,003 | \$31,147 | \$65,936 |
| Sprains | 1 | 6 | 73 | \$3,365 | \$10,493 | \$14,405 | \$3,365 |
| Intracranial | 1 | 26 | 1,109 | \$1,682 | \$6,958 | \$29,120 | \$1,682 |
| Foreign bodies | 1 | 2 | 51 | \$4,036 | \$5,179 | \$17,006 | \$4,036 |
| Poisoning and toxic effects | 6 | 139 | 2,405 | \$2,301 | \$7,907 | \$13,867 | \$13,804 |
| Other injury | 4 | 91 | 3,731 | \$3,836 | \$9,985 | \$27,455 | \$15,343 |

* Outliers were excluded in the calculation of average charges.
** Excludes professional fees.

*** Based on ICD-9 E-Code.
**** Based on Principal Diagnosis.

Table 24
ED Inpatient Encounters Due to Injury or Poisoning
January 1, 2009 to December 31, 2009

Health District of Hospital: Wasatch County
Inpatient Peer group: Acute, rural, low CMI (n=16)

County: Wasatch
Ownership: Not for profit

ED beds: 5
Affiliation: Intermountain Healthcare

| Intent and mechanism of injury*** | # of Encounters | | | Average ER Charges (\$)* | | | Total Charges (\$) ** |
|---|-----------------|------|--------|--------------------------|----------|----------|-----------------------|
| | Hospital | Peer | State | Hospital | Peer | State | Hospital |
| All Injury Encounters | 50 | 798 | 20,149 | \$12,177 | \$10,750 | \$22,610 | \$608,829 |
| Unintentional injuries | 35 | 485 | 11,323 | \$13,465 | \$10,757 | \$24,367 | \$471,279 |
| Falls | 23 | 228 | 5,603 | \$14,361 | \$11,809 | \$23,903 | \$330,314 |
| Motor vehicle traffic | 1 | 43 | 1,663 | \$7,442 | \$9,257 | \$35,801 | \$7,442 |
| Struck against or accidentally by object or persons | 1 | 11 | 399 | \$6,085 | \$10,603 | \$18,600 | \$6,085 |
| Natural and environmental factors | 1 | 23 | 236 | \$13,362 | \$8,233 | \$15,158 | \$13,362 |
| Poisoning | 3 | 55 | 873 | \$10,394 | \$7,975 | \$13,545 | \$31,182 |
| Motor vehicle, nontraffic | 3 | 11 | 277 | \$13,536 | \$8,727 | \$27,719 | \$40,607 |
| Other trans. [(E800-7,E826)(.0-.2,.8,.9)],E827-9,E831,E833-45 | 1 | 17 | 219 | \$13,413 | \$9,697 | \$24,990 | \$13,413 |
| Other and not elsewhere classified | 2 | 53 | 899 | \$14,437 | \$12,543 | \$24,465 | \$28,874 |
| Intentional injuries | 2 | 64 | 2,057 | \$4,440 | \$6,816 | \$16,131 | \$8,879 |
| Self-inflicted | 2 | 58 | 1,719 | \$4,440 | \$6,606 | \$14,343 | \$8,879 |
| Poisoning | 1 | 54 | 1,426 | \$5,700 | \$6,751 | \$12,215 | \$5,700 |
| Other mechanism | 1 | 2 | 74 | \$3,179 | \$6,571 | \$48,358 | \$3,179 |
| Adverse effects of medical treatment | 13 | 235 | 6,463 | \$9,898 | \$11,954 | \$21,949 | \$128,671 |

| Type of Injury**** | Hospital | Peer | State | Hospital | Peer | State | Hospital |
|-----------------------------|----------|------|--------|----------|----------|----------|-----------|
| All Encounters | 30 | 490 | 14,342 | \$14,056 | \$11,299 | \$26,704 | \$421,670 |
| Fractures | 22 | 199 | 6,341 | \$16,433 | \$15,003 | \$31,147 | \$361,534 |
| Superficial | 1 | 2 | 21 | \$4,739 | \$12,878 | \$12,279 | \$4,739 |
| Complications | 1 | 9 | 100 | \$2,443 | \$17,061 | \$15,857 | \$2,443 |
| Poisoning and toxic effects | 4 | 139 | 2,405 | \$9,220 | \$7,907 | \$13,867 | \$36,882 |
| Other injury | 2 | 91 | 3,731 | \$8,036 | \$9,985 | \$27,455 | \$16,072 |

* Outliers were excluded in the calculation of average charges.
** Excludes professional fees.

*** Based on ICD-9 E-Code.
**** Based on Principal Diagnosis.

Health District of Hospital: Salt Lake County
Inpatient Peer group: Acute, urban, high CMI (n=2)

County: Salt Lake
Ownership: Not for profit

ED beds: 54
Affiliation: Intermountain Healthcare

| Intent and mechanism of injury*** | # of Encounters | | | Average ER Charges (\$)* | | | Total Charges (\$)*** |
|---|-----------------|-------|--------|--------------------------|----------|----------|-----------------------|
| | Hospital | Peer | State | Hospital | Peer | State | Hospital |
| All Injury Encounters | 3,944 | 6,066 | 20,149 | \$28,250 | \$29,411 | \$22,610 | \$117,134,916 |
| Unintentional injuries | 2,208 | 3,831 | 11,323 | \$29,424 | \$31,360 | \$24,367 | \$67,994,451 |
| Falls | 996 | 1,659 | 5,603 | \$28,062 | \$29,406 | \$23,903 | \$29,171,454 |
| Motor vehicle traffic | 537 | 901 | 1,663 | \$39,334 | \$42,582 | \$35,801 | \$22,013,501 |
| Struck against or accidentally by object or persons | 77 | 161 | 399 | \$21,026 | \$23,168 | \$18,600 | \$1,642,273 |
| Overexertion and strenuous movements | 33 | 44 | 200 | \$21,697 | \$22,517 | \$19,302 | \$716,005 |
| Cutting or piercing instruments or objects | 19 | 40 | 92 | \$15,368 | \$14,763 | \$15,308 | \$291,998 |
| Natural and environmental factors | 31 | 54 | 236 | \$18,359 | \$16,743 | \$15,158 | \$692,926 |
| Poisoning | 138 | 173 | 873 | \$18,019 | \$17,061 | \$13,545 | \$2,782,454 |
| Fire and flames, hot subst/object caustic | 6 | 46 | 70 | \$78,358 | \$47,229 | \$35,859 | \$470,147 |
| Machinery | 27 | 65 | 88 | \$27,827 | \$27,521 | \$25,697 | \$781,023 |
| Pedal cyc,nontraffic/other | 49 | 103 | 248 | \$20,253 | \$24,947 | \$20,269 | \$1,028,439 |
| Motor vehicle, nontraffic | 46 | 100 | 277 | \$31,930 | \$35,892 | \$27,719 | \$1,502,028 |
| Other trans. [(E800-7,E826)(.0-.2,.8,.9)],E827-9,E831,E833-45 | 52 | 93 | 219 | \$34,907 | \$31,676 | \$24,990 | \$1,902,271 |
| Suffocation | 4 | 6 | 46 | \$18,160 | \$14,882 | \$24,885 | \$72,639 |
| Firearm missile | 12 | 23 | 32 | \$20,084 | \$25,587 | \$49,955 | \$241,013 |
| Other and not elsewhere classified | 140 | 306 | 899 | \$26,015 | \$29,275 | \$24,465 | \$3,832,871 |
| Mechanism unspecified | 41 | 57 | 378 | \$20,815 | \$21,115 | \$18,504 | \$853,407 |
| Intentional injuries | 293 | 504 | 2,057 | \$26,844 | \$26,325 | \$16,131 | \$8,556,649 |
| Assault | 109 | 198 | 324 | \$30,448 | \$28,277 | \$25,523 | \$3,946,150 |
| Unarmed fight,striking by blunt/thrown object | 41 | 80 | 129 | \$26,786 | \$22,260 | \$21,514 | \$1,525,748 |
| Cutting or piercing instrument | 34 | 53 | 75 | \$25,144 | \$24,233 | \$22,948 | \$854,892 |
| Firearm | 14 | 20 | 25 | \$59,806 | \$51,624 | \$45,298 | \$837,290 |
| Other mechanism | 20 | 45 | 95 | \$26,017 | \$34,001 | \$28,051 | \$728,220 |
| Self-inflicted | 180 | 300 | 1,719 | \$24,167 | \$24,795 | \$14,343 | \$4,417,707 |
| Poisoning | 131 | 211 | 1,426 | \$16,029 | \$15,010 | \$12,215 | \$2,199,994 |
| Cutting and piercing instrument | 22 | 41 | 184 | \$33,028 | \$28,254 | \$16,137 | \$726,620 |
| Suffocation | 6 | 11 | 35 | \$38,390 | \$34,745 | \$20,715 | \$230,341 |
| Other mechanism | 21 | 37 | 74 | \$60,036 | \$72,480 | \$48,358 | \$1,260,752 |
| Other cause of violence | 4 | 6 | 14 | \$48,198 | \$38,403 | \$22,348 | \$192,793 |
| Injuries of undetermined intent | 21 | 41 | 280 | \$22,686 | \$21,373 | \$14,952 | \$476,406 |
| Adverse effects of medical treatment | 1,409 | 1,676 | 6,463 | \$26,842 | \$26,157 | \$21,949 | \$39,811,196 |
| Unknown | 13 | 14 | 26 | \$21,598 | \$20,962 | \$19,733 | \$296,214 |

| Type of Injury**** | Hospital | Peer | State | Hospital | Peer | State | Hospital |
|-----------------------------|----------|-------|--------|----------|----------|----------|---------------|
| All Encounters | 2,892 | 4,977 | 14,342 | \$32,516 | \$35,085 | \$26,704 | \$100,120,957 |
| Fractures | 1,257 | 2,232 | 6,341 | \$38,874 | \$40,654 | \$31,147 | \$51,131,395 |
| Sprains | 20 | 26 | 73 | \$18,171 | \$17,610 | \$14,405 | \$363,416 |
| Intracranial | 366 | 589 | 1,109 | \$27,976 | \$33,239 | \$29,120 | \$10,496,935 |
| Open wounds | 101 | 196 | 328 | \$19,648 | \$19,988 | \$19,657 | \$2,256,648 |
| Superficial | 2 | 7 | 21 | \$14,169 | \$16,117 | \$12,279 | \$28,338 |
| Contusions | 24 | 35 | 96 | \$16,223 | \$16,373 | \$13,768 | \$389,352 |
| Foreign bodies | 3 | 5 | 51 | \$16,667 | \$15,125 | \$17,006 | \$50,001 |
| Burns | 4 | 73 | 87 | \$8,134 | \$84,317 | \$71,734 | \$32,537 |
| Complications | 15 | 27 | 100 | \$25,913 | \$20,984 | \$15,857 | \$472,049 |
| Poisoning and toxic effects | 299 | 421 | 2,405 | \$18,339 | \$17,369 | \$13,867 | \$6,095,620 |
| Other injury | 801 | 1,366 | 3,731 | \$32,802 | \$33,263 | \$27,455 | \$28,804,666 |

* Outliers were excluded in the calculation of average charges.
** Excludes professional fees.

*** Based on ICD-9 E-Code.
**** Based on Principal Diagnosis.

Table 24
ED Inpatient Encounters Due to Injury or Poisoning
January 1, 2009 to December 31, 2009

Health District of Hospital: Salt Lake County
Inpatient Peer group: Acute, urban, low CMI (n=6)

County: Salt Lake
Ownership: Investor-owned

ED beds: 10
Affiliation: IASIS Health Care

| Intent and mechanism of injury*** | # of Encounters | | | Average ER Charges (\$)* | | | Total Charges (\$)*** |
|---|-----------------|-------|--------|--------------------------|----------|----------|-----------------------|
| | Hospital | Peer | State | Hospital | Peer | State | Hospital |
| All Injury Encounters | 728 | 1,787 | 20,149 | \$19,111 | \$17,472 | \$22,610 | \$14,579,629 |
| Unintentional injuries | 280 | 898 | 11,323 | \$20,127 | \$18,940 | \$24,367 | \$5,778,573 |
| Falls | 152 | 539 | 5,603 | \$22,861 | \$20,703 | \$23,903 | \$3,559,380 |
| Motor vehicle traffic | 10 | 32 | 1,663 | \$14,167 | \$15,351 | \$35,801 | \$175,689 |
| Struck against or accidentally by object or persons | 4 | 19 | 399 | \$18,216 | \$16,856 | \$18,600 | \$72,864 |
| Overexertion and strenuous movements | 20 | 40 | 200 | \$18,050 | \$17,877 | \$19,302 | \$361,003 |
| Cutting or piercing instruments or objects | 5 | 6 | 92 | \$13,243 | \$12,110 | \$15,308 | \$66,215 |
| Natural and environmental factors | 11 | 22 | 236 | \$22,204 | \$16,579 | \$15,158 | \$244,241 |
| Poisoning | 39 | 99 | 873 | \$11,980 | \$10,716 | \$13,545 | \$467,223 |
| Fire and flames, hot subst/object caustic | 1 | 2 | 70 | \$34,093 | \$25,620 | \$35,859 | \$34,093 |
| Machinery | 2 | 2 | 88 | \$17,118 | \$17,118 | \$25,697 | \$34,237 |
| Pedal cyc,nontraffic/other | 1 | 8 | 248 | . | \$16,461 | \$20,269 | \$25,717 |
| Motor vehicle, nontraffic | 2 | 9 | 277 | \$9,101 | \$10,708 | \$27,719 | \$18,202 |
| Other trans. [(E800-7,E826)(.0-.2,.8,.9)],E827-9,E831,E833-45 | 5 | 9 | 219 | \$20,648 | \$21,801 | \$24,990 | \$103,240 |
| Suffocation | 3 | 7 | 46 | \$67,753 | \$45,563 | \$24,885 | \$203,259 |
| Other and not elsewhere classified | 20 | 75 | 899 | \$17,436 | \$18,281 | \$24,465 | \$368,078 |
| Mechanism unspecified | 5 | 29 | 378 | \$9,026 | \$21,585 | \$18,504 | \$45,129 |
| Intentional injuries | 122 | 219 | 2,057 | \$10,215 | \$10,640 | \$16,131 | \$1,278,909 |
| Assault | 2 | 3 | 324 | \$14,753 | \$13,131 | \$25,523 | \$29,507 |
| Other mechanism | 2 | 2 | 95 | \$14,753 | \$14,753 | \$28,051 | \$29,507 |
| Self-inflicted | 120 | 216 | 1,719 | \$10,138 | \$10,605 | \$14,343 | \$1,249,402 |
| Poisoning | 113 | 201 | 1,426 | \$10,260 | \$10,703 | \$12,215 | \$1,192,026 |
| Cutting and piercing instrument | 4 | 11 | 184 | \$5,124 | \$8,801 | \$16,137 | \$20,496 |
| Suffocation | 2 | 2 | 35 | \$16,623 | \$16,623 | \$20,715 | \$33,246 |
| Other mechanism | 1 | 2 | 74 | \$3,634 | \$4,753 | \$48,358 | \$3,634 |
| Injuries of undetermined intent | 11 | 55 | 280 | \$17,611 | \$11,748 | \$14,952 | \$242,274 |
| Adverse effects of medical treatment | 315 | 615 | 6,463 | \$21,777 | \$18,306 | \$21,949 | \$7,279,873 |

| Type of Injury**** | Hospital | Peer | State | Hospital | Peer | State | Hospital |
|-----------------------------|----------|-------|--------|----------|----------|----------|-------------|
| All Encounters | 419 | 1,181 | 14,342 | \$19,749 | \$18,212 | \$26,704 | \$9,012,909 |
| Fractures | 142 | 496 | 6,341 | \$26,358 | \$22,758 | \$31,147 | \$3,838,647 |
| Sprains | 5 | 10 | 73 | \$22,340 | \$15,020 | \$14,405 | \$111,702 |
| Intracranial | 1 | 11 | 1,109 | \$10,507 | \$12,158 | \$29,120 | \$10,507 |
| Open wounds | 3 | 9 | 328 | \$28,823 | \$15,069 | \$19,657 | \$86,469 |
| Contusions | 2 | 5 | 96 | \$9,332 | \$10,644 | \$13,768 | \$18,663 |
| Foreign bodies | 1 | 8 | 51 | \$10,198 | \$9,430 | \$17,006 | \$10,198 |
| Complications | 4 | 10 | 100 | \$10,440 | \$10,246 | \$15,857 | \$41,759 |
| Poisoning and toxic effects | 174 | 394 | 2,405 | \$12,568 | \$12,258 | \$13,867 | \$2,395,565 |
| Other injury | 87 | 236 | 3,731 | \$23,962 | \$20,137 | \$27,455 | \$2,499,400 |

* Outliers were excluded in the calculation of average charges.
** Excludes professional fees.

*** Based on ICD-9 E-Code.
**** Based on Principal Diagnosis.

Table 24
 ED Inpatient Encounters Due to Injury or Poisoning
 January 1, 2009 to December 31, 2009

Health District of Hospital: Southwest Utah
 Inpatient Peer group: Acute, rural, low CMI (n=16)

County: Kane
 Ownership: Government

ED beds: 1
 Affiliation: Management

| Intent and mechanism of injury*** | # of Encounters | | | Average ER Charges (\$)* | | | Total Charges (\$) ** |
|--------------------------------------|-----------------|------|--------|--------------------------|----------|----------|-----------------------|
| | Hospital | Peer | State | Hospital | Peer | State | Hospital |
| All Injury Encounters | 10 | 798 | 20,149 | \$4,975 | \$10,750 | \$22,610 | \$49,747 |
| Unintentional injuries | | | | | | | |
| E800-E869, E880-E929 | 8 | 485 | 11,323 | \$4,087 | \$10,757 | \$24,367 | \$32,695 |
| Falls | | | | | | | |
| E880.0-E886.9, E888 | 5 | 228 | 5,603 | \$4,265 | \$11,809 | \$23,903 | \$21,325 |
| Overexertion and strenuous movements | | | | | | | |
| E927 | 1 | 5 | 200 | \$3,726 | \$9,399 | \$19,302 | \$3,726 |
| Natural and environmental factors | | | | | | | |
| E900-E909, E928.0-E928.2 | 1 | 23 | 236 | \$2,448 | \$8,233 | \$15,158 | \$2,448 |
| Other and not elsewhere classified | | | | | | | |
| E870-E879, E930-E949 | 1 | 53 | 899 | \$5,195 | \$12,543 | \$24,465 | \$5,195 |
| Adverse effects of medical treatment | | | | | | | |
| E870-E879, E930-E949 | 2 | 235 | 6,463 | \$8,526 | \$11,954 | \$21,949 | \$17,052 |
| Type of Injury**** | | | | | | | |
| All Encounters | 8 | 490 | 14,342 | \$5,112 | \$11,299 | \$26,704 | \$40,899 |
| Fractures | | | | | | | |
| 800-829 | 4 | 199 | 6,341 | \$4,007 | \$15,003 | \$31,147 | \$16,027 |
| Intracranial | | | | | | | |
| 850-854 | 2 | 26 | 1,109 | \$5,987 | \$6,958 | \$29,120 | \$11,975 |
| Other injury | | | | | | | |
| | 2 | 91 | 3,731 | \$6,449 | \$9,985 | \$27,455 | \$12,898 |

* Outliers were excluded in the calculation of average charges.

** Excludes professional fees.

*** Based on ICD-9 E-Code.

**** Based on Principal Diagnosis.

Table 24
ED Inpatient Encounters Due to Injury or Poisoning
January 1, 2009 to December 31, 2009

Health District of Hospital: Davis County
Inpatient Peer group: Acute, urban, lower medium CMI (n=7)

County: Davis
Ownership: Investor-owned

ED beds: 11
Affiliation: Mountainstar Healthcare

| Intent and mechanism of injury*** | # of Encounters | | | Average ER Charges (\$)* | | | Total Charges (\$)*** |
|---|-----------------|-------|--------|--------------------------|----------|----------|-----------------------|
| | Hospital | Peer | State | Hospital | Peer | State | Hospital |
| All Injury Encounters | 398 | 2,881 | 20,149 | \$21,174 | \$21,354 | \$22,610 | \$9,119,753 |
| Unintentional injuries | 172 | 1,318 | 11,323 | \$23,058 | \$23,503 | \$24,367 | \$4,501,689 |
| Falls | 132 | 787 | 5,603 | \$23,746 | \$25,196 | \$23,903 | \$3,282,899 |
| Motor vehicle traffic | 6 | 85 | 1,663 | \$12,720 | \$29,157 | \$35,801 | \$76,320 |
| Struck against or accidentally by object or persons | 1 | 27 | 399 | \$3,444 | \$17,885 | \$18,600 | \$3,444 |
| Overexertion and strenuous movements | 3 | 29 | 200 | \$28,268 | \$22,415 | \$19,302 | \$84,803 |
| Cutting or piercing instruments or objects | 1 | 13 | 92 | \$12,789 | \$16,349 | \$15,308 | \$12,789 |
| Natural and environmental factors | 1 | 23 | 236 | \$22,870 | \$17,345 | \$15,158 | \$22,870 |
| Poisoning | 11 | 184 | 873 | \$17,904 | \$15,964 | \$13,545 | \$196,947 |
| Motor vehicle, nontraffic | 3 | 17 | 277 | \$58,842 | \$28,883 | \$27,719 | \$176,526 |
| Other and not elsewhere classified | 10 | 70 | 899 | \$19,665 | \$24,002 | \$24,465 | \$587,246 |
| Mechanism unspecified | 4 | 51 | 378 | \$14,461 | \$20,909 | \$18,504 | \$57,845 |
| Intentional injuries | 88 | 417 | 2,057 | \$16,975 | \$14,034 | \$16,131 | \$1,506,150 |
| Assault | 1 | 20 | 324 | \$13,891 | \$20,871 | \$25,523 | \$13,891 |
| Other mechanism | 1 | 9 | 95 | \$13,891 | \$22,358 | \$28,051 | \$13,891 |
| Self-inflicted | 87 | 397 | 1,719 | \$17,011 | \$13,685 | \$14,343 | \$1,492,259 |
| Poisoning | 71 | 344 | 1,426 | \$17,361 | \$13,567 | \$12,215 | \$1,244,573 |
| Cutting and piercing instrument | 14 | 43 | 184 | \$15,483 | \$14,804 | \$16,137 | \$216,758 |
| Other mechanism | 2 | 4 | 74 | \$15,464 | \$10,943 | \$48,358 | \$30,928 |
| Injuries of undetermined intent | 7 | 58 | 280 | \$13,889 | \$16,682 | \$14,952 | \$97,226 |
| Adverse effects of medical treatment | 130 | 1,086 | 6,463 | \$21,902 | \$21,863 | \$21,949 | \$2,980,640 |
| Unknown | 1 | 2 | 26 | \$34,048 | \$20,679 | \$19,733 | \$34,048 |

| Type of Injury**** | Hospital | Peer | State | Hospital | Peer | State | Hospital |
|-----------------------------|----------|-------|--------|----------|----------|----------|-------------|
| All Encounters | 219 | 1,686 | 14,342 | \$24,140 | \$23,913 | \$26,704 | \$5,469,413 |
| Fractures | 114 | 708 | 6,341 | \$27,100 | \$28,008 | \$31,147 | \$3,144,599 |
| Sprains | 1 | 8 | 73 | \$10,759 | \$16,589 | \$14,405 | \$10,759 |
| Intracranial | 3 | 40 | 1,109 | \$23,576 | \$39,869 | \$29,120 | \$70,727 |
| Open wounds | 2 | 17 | 328 | \$14,835 | \$34,135 | \$19,657 | \$29,669 |
| Superficial | 1 | 3 | 21 | \$4,256 | \$10,542 | \$12,279 | \$4,256 |
| Contusions | 4 | 8 | 96 | \$18,363 | \$14,719 | \$13,768 | \$73,451 |
| Complications | 1 | 8 | 100 | \$11,885 | \$24,496 | \$15,857 | \$11,885 |
| Poisoning and toxic effects | 49 | 510 | 2,405 | \$18,939 | \$15,409 | \$13,867 | \$938,387 |
| Other injury | 44 | 380 | 3,731 | \$24,388 | \$25,926 | \$27,455 | \$1,185,680 |

* Outliers were excluded in the calculation of average charges.
** Excludes professional fees.

*** Based on ICD-9 E-Code.
**** Based on Principal Diagnosis.

Health District of Hospital: Salt Lake County
Inpatient Peer group: Acute, urban, lower medium CMI (n=7)

County: Salt Lake
Ownership: Not for profit

ED beds: 24
Affiliation: Intermountain Healthcare

| Intent and mechanism of injury*** | # of Encounters | | | Average ER Charges (\$)* | | | Total Charges (\$)*** |
|---|-----------------|-------|--------|--------------------------|----------|----------|-----------------------|
| | Hospital | Peer | State | Hospital | Peer | State | Hospital |
| All Injury Encounters | 725 | 2,881 | 20,149 | \$18,379 | \$21,354 | \$22,610 | \$13,888,081 |
| Unintentional injuries | 299 | 1,318 | 11,323 | \$19,414 | \$23,503 | \$24,367 | \$5,982,057 |
| Falls | 156 | 787 | 5,603 | \$21,600 | \$25,196 | \$23,903 | \$3,499,582 |
| Motor vehicle traffic | 4 | 85 | 1,663 | \$14,782 | \$29,157 | \$35,801 | \$59,127 |
| Struck against or accidentally by object or persons | 3 | 27 | 399 | \$20,023 | \$17,885 | \$18,600 | \$60,068 |
| Overexertion and strenuous movements | 3 | 29 | 200 | \$16,753 | \$22,415 | \$19,302 | \$50,258 |
| Cutting or piercing instruments or objects | 1 | 13 | 92 | \$6,359 | \$16,349 | \$15,308 | \$6,359 |
| Natural and environmental factors | 6 | 23 | 236 | \$19,080 | \$17,345 | \$15,158 | \$114,477 |
| Poisoning | 61 | 184 | 873 | \$16,601 | \$15,964 | \$13,545 | \$1,057,710 |
| Fire and flames, hot subst/object caustic | 1 | 3 | 70 | \$15,021 | \$14,525 | \$35,859 | \$15,021 |
| Pedal cyc,nontraffic/other | 6 | 10 | 248 | \$15,167 | \$20,860 | \$20,269 | \$91,004 |
| Motor vehicle, nontraffic | 2 | 17 | 277 | \$22,049 | \$28,883 | \$27,719 | \$44,098 |
| Other trans. [(E800-7,E826)(.0-.2,.8,.9)],E827-9,E831,E833-45 | 4 | 13 | 219 | \$25,318 | \$25,461 | \$24,990 | \$101,273 |
| Other and not elsewhere classified | 24 | 70 | 899 | \$18,448 | \$24,002 | \$24,465 | \$444,506 |
| Mechanism unspecified | 28 | 51 | 378 | \$15,663 | \$20,909 | \$18,504 | \$438,574 |
| Intentional injuries | 81 | 417 | 2,057 | \$14,326 | \$14,034 | \$16,131 | \$1,181,558 |
| Assault | 2 | 20 | 324 | \$26,056 | \$20,871 | \$25,523 | \$52,113 |
| Unarmed fight,striking by blunt/thrown object | 1 | 7 | 129 | \$8,992 | \$21,957 | \$21,514 | \$8,992 |
| Other mechanism | 1 | 9 | 95 | \$43,121 | \$22,358 | \$28,051 | \$43,121 |
| Self-inflicted | 79 | 397 | 1,719 | \$14,026 | \$13,685 | \$14,343 | \$1,129,445 |
| Poisoning | 66 | 344 | 1,426 | \$14,012 | \$13,567 | \$12,215 | \$924,760 |
| Cutting and piercing instrument | 13 | 43 | 184 | \$14,103 | \$14,804 | \$16,137 | \$204,685 |
| Injuries of undetermined intent | 8 | 58 | 280 | \$15,161 | \$16,682 | \$14,952 | \$121,291 |
| Adverse effects of medical treatment | 336 | 1,086 | 6,463 | \$18,549 | \$21,863 | \$21,949 | \$6,595,867 |
| Unknown | 1 | 2 | 26 | \$7,309 | \$20,679 | \$19,733 | \$7,309 |

| Type of Injury**** | Hospital | Peer | State | Hospital | Peer | State | Hospital |
|-----------------------------|----------|-------|--------|----------|----------|----------|-------------|
| All Encounters | 343 | 1,686 | 14,342 | \$20,915 | \$23,913 | \$26,704 | \$7,349,428 |
| Fractures | 121 | 708 | 6,341 | \$23,573 | \$28,008 | \$31,147 | \$2,918,136 |
| Sprains | 3 | 8 | 73 | \$14,430 | \$16,589 | \$14,405 | \$43,290 |
| Intracranial | 1 | 40 | 1,109 | \$11,789 | \$39,869 | \$29,120 | \$11,789 |
| Open wounds | 2 | 17 | 328 | \$13,037 | \$34,135 | \$19,657 | \$26,075 |
| Superficial | 1 | 3 | 21 | \$18,667 | \$10,542 | \$12,279 | \$18,667 |
| Contusions | 1 | 8 | 96 | \$10,100 | \$14,719 | \$13,768 | \$10,100 |
| Foreign bodies | 1 | 2 | 51 | \$68,630 | \$77,821 | \$17,006 | \$68,630 |
| Poisoning and toxic effects | 107 | 510 | 2,405 | \$15,583 | \$15,409 | \$13,867 | \$1,713,395 |
| Other injury | 106 | 380 | 3,731 | \$23,376 | \$25,926 | \$27,455 | \$2,539,345 |

* Outliers were excluded in the calculation of average charges.

** Excludes professional fees.

*** Based on ICD-9 E-Code.

**** Based on Principal Diagnosis.

Health District of Hospital: Bear River
Inpatient Peer group: Acute, rural, high CMI (n=7)

County: Cache
Ownership: Not for profit

ED beds: 16
Affiliation: Intermountain Healthcare

| Intent and mechanism of injury*** | # of Encounters | | | Average ER Charges (\$)* | | | Total Charges (\$)*** |
|---|-----------------|-------|--------|--------------------------|----------|----------|-----------------------|
| | Hospital | Peer | State | Hospital | Peer | State | Hospital |
| All Injury Encounters | 585 | 2,573 | 20,149 | \$17,296 | \$16,855 | \$22,610 | \$10,238,057 |
| Unintentional injuries | 297 | 1,397 | 11,323 | \$18,779 | \$16,959 | \$24,367 | \$5,645,895 |
| Falls | 162 | 756 | 5,603 | \$19,828 | \$18,358 | \$23,903 | \$3,247,438 |
| Motor vehicle traffic | 32 | 148 | 1,663 | \$23,119 | \$20,145 | \$35,801 | \$739,813 |
| Struck against or accidentally by object or persons | 6 | 41 | 399 | \$12,734 | \$10,205 | \$18,600 | \$76,402 |
| Overexertion and strenuous movements | 12 | 33 | 200 | \$17,907 | \$16,250 | \$19,302 | \$214,889 |
| Cutting or piercing instruments or objects | 2 | 7 | 92 | \$15,252 | \$12,418 | \$15,308 | \$30,504 |
| Natural and environmental factors | 3 | 27 | 236 | \$7,809 | \$10,356 | \$15,158 | \$23,427 |
| Poisoning | 20 | 115 | 873 | \$11,512 | \$10,965 | \$13,545 | \$245,215 |
| Fire and flames, hot subst/object caustic | 1 | 8 | 70 | \$11,210 | \$8,709 | \$35,859 | \$11,210 |
| Machinery | 4 | 8 | 88 | \$14,253 | \$13,877 | \$25,697 | \$57,012 |
| Pedal cyc,nontraffic/other | 6 | 29 | 248 | \$14,804 | \$14,169 | \$20,269 | \$88,823 |
| Motor vehicle, nontraffic | 11 | 49 | 277 | \$21,117 | \$16,822 | \$27,719 | \$232,285 |
| Other trans. [(E800-7,E826)(.0-.2,.8,.9)],E827-9,E831,E833-45 | 9 | 22 | 219 | \$15,910 | \$14,986 | \$24,990 | \$143,191 |
| Suffocation | 1 | 2 | 46 | \$9,119 | \$6,101 | \$24,885 | \$9,119 |
| Other and not elsewhere classified | 21 | 82 | 899 | \$18,138 | \$16,877 | \$24,465 | \$406,085 |
| Mechanism unspecified | 7 | 70 | 378 | \$17,212 | \$15,757 | \$18,504 | \$120,482 |
| Intentional injuries | 67 | 224 | 2,057 | \$13,014 | \$11,257 | \$16,131 | \$871,957 |
| Assault | 5 | 20 | 324 | \$16,076 | \$13,723 | \$25,523 | \$80,380 |
| Unarmed fight,striking by blunt/thrown object | 2 | 11 | 129 | \$21,286 | \$13,094 | \$21,514 | \$42,572 |
| Cutting or piercing instrument | 2 | 3 | 75 | \$14,501 | \$13,924 | \$22,948 | \$29,003 |
| Other mechanism | 1 | 3 | 95 | \$8,806 | \$5,953 | \$28,051 | \$8,806 |
| Self-inflicted | 61 | 202 | 1,719 | \$12,740 | \$11,015 | \$14,343 | \$777,157 |
| Poisoning | 50 | 175 | 1,426 | \$12,983 | \$11,023 | \$12,215 | \$649,140 |
| Cutting and piercing instrument | 6 | 16 | 184 | \$12,157 | \$11,463 | \$16,137 | \$72,941 |
| Suffocation | 2 | 6 | 35 | \$10,033 | \$6,182 | \$20,715 | \$20,067 |
| Other mechanism | 3 | 5 | 74 | \$11,670 | \$15,108 | \$48,358 | \$35,010 |
| Other cause of violence | 1 | 2 | 14 | \$14,420 | \$11,044 | \$22,348 | \$14,420 |
| Injuries of undetermined intent | 2 | 49 | 280 | \$11,698 | \$10,342 | \$14,952 | \$23,396 |
| Adverse effects of medical treatment | 219 | 902 | 6,463 | \$16,665 | \$18,464 | \$21,949 | \$3,696,809 |

| Type of Injury**** | Hospital | Peer | State | Hospital | Peer | State | Hospital |
|-----------------------------|----------|-------|--------|----------|----------|----------|-------------|
| All Encounters | 344 | 1,695 | 14,342 | \$19,086 | \$17,293 | \$26,704 | \$6,573,074 |
| Fractures | 178 | 815 | 6,341 | \$22,686 | \$20,337 | \$31,147 | \$4,038,192 |
| Sprains | 2 | 6 | 73 | \$10,426 | \$10,083 | \$14,405 | \$20,852 |
| Intracranial | 6 | 68 | 1,109 | \$12,414 | \$11,197 | \$29,120 | \$74,481 |
| Open wounds | 6 | 19 | 328 | \$14,663 | \$10,974 | \$19,657 | \$87,976 |
| Contusions | 1 | 10 | 96 | \$3,060 | \$13,389 | \$13,768 | \$3,060 |
| Complications | 2 | 16 | 100 | \$8,971 | \$9,263 | \$15,857 | \$17,942 |
| Poisoning and toxic effects | 55 | 314 | 2,405 | \$14,592 | \$11,595 | \$13,867 | \$814,479 |
| Other injury | 94 | 434 | 3,731 | \$16,129 | \$17,676 | \$27,455 | \$1,516,092 |

* Outliers were excluded in the calculation of average charges.
** Excludes professional fees.

*** Based on ICD-9 E-Code.
**** Based on Principal Diagnosis.

Health District of Hospital: Weber/Morgan
Inpatient Peer group: Acute, urban, upper medium CMI (n=4)

County: Weber
Ownership: Not for profit

ED beds: 23
Affiliation: Intermountain Healthcare

| Intent and mechanism of injury*** | # of Encounters | | | Average ER Charges (\$)* | | | Total Charges (\$)*** |
|---|-----------------|-------|--------|--------------------------|----------|----------|-----------------------|
| | Hospital | Peer | State | Hospital | Peer | State | Hospital |
| All Injury Encounters | 1,861 | 4,488 | 20,149 | \$21,065 | \$23,524 | \$22,610 | \$40,887,901 |
| Unintentional injuries | 896 | 2,481 | 11,323 | \$23,349 | \$25,906 | \$24,367 | \$21,823,465 |
| Falls | 431 | 1,295 | 5,603 | \$25,171 | \$26,118 | \$23,903 | \$11,069,348 |
| Motor vehicle traffic | 126 | 308 | 1,663 | \$31,026 | \$37,709 | \$35,801 | \$4,031,971 |
| Struck against or accidentally by object or persons | 30 | 68 | 399 | \$22,617 | \$22,199 | \$18,600 | \$678,513 |
| Overexertion and strenuous movements | 14 | 44 | 200 | \$19,109 | \$20,197 | \$19,302 | \$267,524 |
| Cutting or piercing instruments or objects | 10 | 13 | 92 | \$15,488 | \$15,029 | \$15,308 | \$154,878 |
| Natural and environmental factors | 22 | 40 | 236 | \$16,927 | \$16,069 | \$15,158 | \$372,398 |
| Poisoning | 94 | 215 | 873 | \$13,354 | \$13,694 | \$13,545 | \$1,341,967 |
| Fire and flames, hot subst/object caustic | 4 | 5 | 70 | \$15,862 | \$14,025 | \$35,859 | \$63,448 |
| Machinery | 1 | 6 | 88 | \$23,942 | \$34,692 | \$25,697 | \$23,942 |
| Pedal cyc,nontraffic/other | 10 | 36 | 248 | \$18,567 | \$20,049 | \$20,269 | \$185,673 |
| Motor vehicle, nontraffic | 16 | 62 | 277 | \$18,728 | \$28,395 | \$27,719 | \$520,364 |
| Other trans. [(E800-7,E826)(.0-.2,.8,.9)],E827-9,E831,E833-45 | 16 | 45 | 219 | \$16,626 | \$27,104 | \$24,990 | \$266,017 |
| Suffocation | 3 | 11 | 46 | \$19,398 | \$35,444 | \$24,885 | \$216,295 |
| Firearm missile | 2 | 6 | 32 | \$31,599 | \$20,419 | \$49,955 | \$63,197 |
| Other and not elsewhere classified | 74 | 211 | 899 | \$23,637 | \$28,162 | \$24,465 | \$1,817,699 |
| Mechanism unspecified | 43 | 116 | 378 | \$17,322 | \$20,385 | \$18,504 | \$750,230 |
| Intentional injuries | 299 | 563 | 2,057 | \$12,353 | \$13,535 | \$16,131 | \$3,753,737 |
| Assault | 26 | 53 | 324 | \$18,787 | \$22,318 | \$25,523 | \$488,453 |
| Unarmed fight,striking by blunt/thrown object | 10 | 25 | 129 | \$19,305 | \$26,134 | \$21,514 | \$193,054 |
| Cutting or piercing instrument | 8 | 13 | 75 | \$22,372 | \$21,700 | \$22,948 | \$178,973 |
| Firearm | 1 | 1 | 25 | \$21,026 | \$21,026 | \$45,298 | \$21,026 |
| Other mechanism | 7 | 14 | 95 | \$13,629 | \$16,398 | \$28,051 | \$95,400 |
| Self-inflicted | 271 | 505 | 1,719 | \$11,769 | \$12,654 | \$14,343 | \$3,250,388 |
| Poisoning | 223 | 409 | 1,426 | \$11,385 | \$12,131 | \$12,215 | \$2,600,233 |
| Cutting and piercing instrument | 43 | 70 | 184 | \$11,964 | \$12,343 | \$16,137 | \$514,433 |
| Suffocation | 3 | 5 | 35 | \$26,890 | \$20,072 | \$20,715 | \$80,670 |
| Other mechanism | 2 | 21 | 74 | \$27,526 | \$22,935 | \$48,358 | \$55,053 |
| Other cause of violence | 2 | 5 | 14 | \$7,448 | \$11,366 | \$22,348 | \$14,895 |
| Injuries of undetermined intent | 11 | 56 | 280 | \$13,475 | \$17,307 | \$14,952 | \$148,228 |
| Adverse effects of medical treatment | 651 | 1,383 | 6,463 | \$22,094 | \$23,549 | \$21,949 | \$15,066,173 |
| Unknown | 4 | 5 | 26 | \$24,075 | \$25,410 | \$19,733 | \$96,299 |

| Type of Injury**** | Hospital | Peer | State | Hospital | Peer | State | Hospital |
|-----------------------------|----------|-------|--------|----------|----------|----------|--------------|
| All Encounters | 1,190 | 3,158 | 14,342 | \$26,846 | \$28,346 | \$26,704 | \$34,128,154 |
| Fractures | 492 | 1,471 | 6,341 | \$33,541 | \$33,162 | \$31,147 | \$17,668,695 |
| Sprains | 4 | 12 | 73 | \$9,824 | \$12,837 | \$14,405 | \$39,297 |
| Intracranial | 67 | 211 | 1,109 | \$29,757 | \$33,789 | \$29,120 | \$2,030,811 |
| Open wounds | 14 | 43 | 328 | \$22,306 | \$18,812 | \$19,657 | \$312,282 |
| Superficial | 1 | 2 | 21 | \$22,170 | \$14,121 | \$12,279 | \$22,170 |
| Contusions | 10 | 20 | 96 | \$13,644 | \$15,512 | \$13,768 | \$136,438 |
| Foreign bodies | 4 | 8 | 51 | \$32,320 | \$30,114 | \$17,006 | \$129,281 |
| Complications | 7 | 16 | 100 | \$16,424 | \$19,760 | \$15,857 | \$114,965 |
| Poisoning and toxic effects | 263 | 567 | 2,405 | \$13,159 | \$14,525 | \$13,867 | \$3,968,700 |
| Other injury | 328 | 807 | 3,731 | \$28,255 | \$29,096 | \$27,455 | \$9,705,516 |

* Outliers were excluded in the calculation of average charges.
** Excludes professional fees.

*** Based on ICD-9 E-Code.
**** Based on Principal Diagnosis.

Table 24
ED Inpatient Encounters Due to Injury or Poisoning
January 1, 2009 to December 31, 2009

Health District of Hospital: Utah County
Inpatient Peer group: Acute, urban, lower medium CMI (n=7)

County: Utah
Ownership: Investor-owned

ED beds: 11
Affiliation: Mountainstar Healthcare

| Intent and mechanism of injury*** | # of Encounters | | | Average ER Charges (\$)* | | | Total Charges (\$)*** |
|---|-----------------|-------|--------|--------------------------|----------|----------|-----------------------|
| | Hospital | Peer | State | Hospital | Peer | State | Hospital |
| All Injury Encounters | 237 | 2,881 | 20,149 | \$18,674 | \$21,354 | \$22,610 | \$4,553,229 |
| Unintentional injuries | 146 | 1,318 | 11,323 | \$21,958 | \$23,503 | \$24,367 | \$3,267,097 |
| Falls | 95 | 787 | 5,603 | \$25,962 | \$25,196 | \$23,903 | \$2,490,261 |
| Motor vehicle traffic | 11 | 85 | 1,663 | \$15,430 | \$29,157 | \$35,801 | \$169,735 |
| Struck against or accidentally by object or persons | 1 | 27 | 399 | \$14,583 | \$17,885 | \$18,600 | \$14,583 |
| Overexertion and strenuous movements | 2 | 29 | 200 | \$28,902 | \$22,415 | \$19,302 | \$57,803 |
| Cutting or piercing instruments or objects | 2 | 13 | 92 | \$27,883 | \$16,349 | \$15,308 | \$55,765 |
| Natural and environmental factors | 2 | 23 | 236 | \$12,270 | \$17,345 | \$15,158 | \$24,540 |
| Poisoning | 20 | 184 | 873 | \$9,405 | \$15,964 | \$13,545 | \$188,101 |
| Motor vehicle, nontraffic | 1 | 17 | 277 | \$14,639 | \$28,883 | \$27,719 | \$14,639 |
| Other trans. [(E800-7,E826)(.0-.2,.8,.9)],E827-9,E831,E833-45 | 2 | 13 | 219 | \$20,132 | \$25,461 | \$24,990 | \$40,264 |
| Other and not elsewhere classified | 8 | 70 | 899 | \$18,299 | \$24,002 | \$24,465 | \$179,380 |
| Mechanism unspecified | 2 | 51 | 378 | \$16,013 | \$20,909 | \$18,504 | \$32,026 |
| Intentional injuries | 52 | 417 | 2,057 | \$9,953 | \$14,034 | \$16,131 | \$517,566 |
| Assault | 1 | 20 | 324 | \$6,226 | \$20,871 | \$25,523 | \$6,226 |
| Other mechanism | 1 | 9 | 95 | \$6,226 | \$22,358 | \$28,051 | \$6,226 |
| Self-inflicted | 51 | 397 | 1,719 | \$10,026 | \$13,685 | \$14,343 | \$511,340 |
| Poisoning | 39 | 344 | 1,426 | \$9,657 | \$13,567 | \$12,215 | \$376,621 |
| Cutting and piercing instrument | 9 | 43 | 184 | \$9,706 | \$14,804 | \$16,137 | \$87,350 |
| Suffocation | 1 | 6 | 35 | \$34,524 | \$14,382 | \$20,715 | \$34,524 |
| Other mechanism | 2 | 4 | 74 | \$6,423 | \$10,943 | \$48,358 | \$12,845 |
| Injuries of undetermined intent | 9 | 58 | 280 | \$10,598 | \$16,682 | \$14,952 | \$95,385 |
| Adverse effects of medical treatment | 30 | 1,086 | 6,463 | \$20,620 | \$21,863 | \$21,949 | \$673,181 |

| Type of Injury**** | Hospital | Peer | State | Hospital | Peer | State | Hospital |
|-----------------------------|----------|-------|--------|----------|----------|----------|-------------|
| All Encounters | 181 | 1,686 | 14,342 | \$21,502 | \$23,913 | \$26,704 | \$4,005,474 |
| Fractures | 96 | 708 | 6,341 | \$27,419 | \$28,008 | \$31,147 | \$2,632,228 |
| Intracranial | 1 | 40 | 1,109 | \$17,660 | \$39,869 | \$29,120 | \$17,660 |
| Open wounds | 1 | 17 | 328 | . | \$34,135 | \$19,657 | \$135,127 |
| Poisoning and toxic effects | 58 | 510 | 2,405 | \$10,903 | \$15,409 | \$13,867 | \$632,366 |
| Other injury | 25 | 380 | 3,731 | \$23,524 | \$25,926 | \$27,455 | \$588,093 |

* Outliers were excluded in the calculation of average charges.
** Excludes professional fees.

*** Based on ICD-9 E-Code.
**** Based on Principal Diagnosis.

Table 24
ED Inpatient Encounters Due to Injury or Poisoning
January 1, 2009 to December 31, 2009

Health District of Hospital: Tooele County
Inpatient Peer group: Acute, rural, low CMI (n=16)

County: Tooele
Ownership: Investor-owned

ED beds: 8
Affiliation: Community Health Sys.

| Intent and mechanism of injury*** | # of Encounters | | | Average ER Charges (\$)* | | | Total Charges (\$)*** |
|---|-----------------|------|--------|--------------------------|----------|----------|-----------------------|
| | Hospital | Peer | State | Hospital | Peer | State | Hospital |
| All Injury Encounters | 159 | 798 | 20,149 | \$19,533 | \$10,750 | \$22,610 | \$3,231,370 |
| Unintentional injuries | 76 | 485 | 11,323 | \$20,635 | \$10,757 | \$24,367 | \$1,690,650 |
| Falls | 37 | 228 | 5,603 | \$23,330 | \$11,809 | \$23,903 | \$885,664 |
| Motor vehicle traffic | 3 | 43 | 1,663 | \$11,244 | \$9,257 | \$35,801 | \$33,731 |
| Struck against or accidentally by object or persons | 2 | 11 | 399 | \$15,931 | \$10,603 | \$18,600 | \$31,862 |
| Overexertion and strenuous movements | 1 | 5 | 200 | \$28,051 | \$9,399 | \$19,302 | \$28,051 |
| Natural and environmental factors | 4 | 23 | 236 | \$17,589 | \$8,233 | \$15,158 | \$70,354 |
| Poisoning | 14 | 55 | 873 | \$12,497 | \$7,975 | \$13,545 | \$174,958 |
| Other and not elsewhere classified | 8 | 53 | 899 | \$25,275 | \$12,543 | \$24,465 | \$292,100 |
| Mechanism unspecified | 7 | 20 | 378 | \$24,847 | \$14,132 | \$18,504 | \$173,930 |
| Intentional injuries | 15 | 64 | 2,057 | \$10,140 | \$6,816 | \$16,131 | \$152,100 |
| Self-inflicted | 15 | 58 | 1,719 | \$10,140 | \$6,606 | \$14,343 | \$152,100 |
| Poisoning | 15 | 54 | 1,426 | \$10,140 | \$6,751 | \$12,215 | \$152,100 |
| Adverse effects of medical treatment | 68 | 235 | 6,463 | \$20,421 | \$11,954 | \$21,949 | \$1,388,620 |

| Type of Injury**** | Hospital | Peer | State | Hospital | Peer | State | Hospital |
|-----------------------------|----------|------|--------|----------|----------|----------|-------------|
| All Encounters | 123 | 490 | 14,342 | \$18,113 | \$11,299 | \$26,704 | \$2,355,091 |
| Fractures | 36 | 199 | 6,341 | \$32,304 | \$15,003 | \$31,147 | \$1,261,728 |
| Sprains | 1 | 6 | 73 | \$24,410 | \$10,493 | \$14,405 | \$24,410 |
| Superficial | 1 | 2 | 21 | \$21,017 | \$12,878 | \$12,279 | \$21,017 |
| Contusions | 1 | 7 | 96 | \$21,337 | \$7,970 | \$13,768 | \$21,337 |
| Complications | 2 | 9 | 100 | \$35,042 | \$17,061 | \$15,857 | \$70,085 |
| Poisoning and toxic effects | 59 | 139 | 2,405 | \$10,836 | \$7,907 | \$13,867 | \$639,315 |
| Other injury | 23 | 91 | 3,731 | \$13,791 | \$9,985 | \$27,455 | \$317,200 |

* Outliers were excluded in the calculation of average charges.
** Excludes professional fees.

*** Based on ICD-9 E-Code.
**** Based on Principal Diagnosis.

Table 24
ED Inpatient Encounters Due to Injury or Poisoning
January 1, 2009 to December 31, 2009

Health District of Hospital: Weber/Morgan
Inpatient Peer group: Acute, urban, lower medium CMI (n=7)

County: Weber
Ownership: Investor-owned

ED beds: 17
Affiliation: Mountainstar Healthcare

| Intent and mechanism of injury*** | # of Encounters | | | Average ER Charges (\$)* | | | Total Charges (\$)*** |
|---|-----------------|-------|--------|--------------------------|----------|----------|-----------------------|
| | Hospital | Peer | State | Hospital | Peer | State | Hospital |
| All Injury Encounters | 514 | 2,881 | 20,149 | \$26,414 | \$21,354 | \$22,610 | \$14,166,219 |
| Unintentional injuries | 289 | 1,318 | 11,323 | \$29,307 | \$23,503 | \$24,367 | \$8,786,873 |
| Falls | 148 | 787 | 5,603 | \$30,351 | \$25,196 | \$23,903 | \$4,592,110 |
| Motor vehicle traffic | 49 | 85 | 1,663 | \$38,188 | \$29,157 | \$35,801 | \$1,955,581 |
| Struck against or accidentally by object or persons | 11 | 27 | 399 | \$17,547 | \$17,885 | \$18,600 | \$238,167 |
| Overexertion and strenuous movements | 3 | 29 | 200 | \$22,686 | \$22,415 | \$19,302 | \$68,059 |
| Cutting or piercing instruments or objects | 4 | 13 | 92 | \$11,662 | \$16,349 | \$15,308 | \$46,648 |
| Natural and environmental factors | 10 | 23 | 236 | \$18,496 | \$17,345 | \$15,158 | \$227,594 |
| Poisoning | 20 | 184 | 873 | \$21,356 | \$15,964 | \$13,545 | \$427,111 |
| Pedal cyc,nontraffic/other | 3 | 10 | 248 | \$30,561 | \$20,860 | \$20,269 | \$91,683 |
| Motor vehicle, nontraffic | 9 | 17 | 277 | \$23,295 | \$28,883 | \$27,719 | \$209,655 |
| Other trans. [(E800-7,E826)(.0-.2,.8,.9)],E827-9,E831,E833-45 | 7 | 13 | 219 | \$27,332 | \$25,461 | \$24,990 | \$211,073 |
| Firearm missile | 1 | 1 | 32 | \$37,468 | \$37,468 | \$49,955 | \$37,468 |
| Other and not elsewhere classified | 15 | 70 | 899 | \$33,198 | \$24,002 | \$24,465 | \$497,976 |
| Mechanism unspecified | 9 | 51 | 378 | \$20,416 | \$20,909 | \$18,504 | \$183,748 |
| Intentional injuries | 31 | 417 | 2,057 | \$19,505 | \$14,034 | \$16,131 | \$604,645 |
| Assault | 10 | 20 | 324 | \$23,778 | \$20,871 | \$25,523 | \$237,781 |
| Unarmed fight,striking by blunt/thrown object | 4 | 7 | 129 | \$24,802 | \$21,957 | \$21,514 | \$99,208 |
| Cutting or piercing instrument | 3 | 4 | 75 | \$18,856 | \$15,627 | \$22,948 | \$56,567 |
| Other mechanism | 3 | 9 | 95 | \$27,335 | \$22,358 | \$28,051 | \$82,006 |
| Self-inflicted | 21 | 397 | 1,719 | \$17,470 | \$13,685 | \$14,343 | \$366,864 |
| Poisoning | 19 | 344 | 1,426 | \$13,510 | \$13,567 | \$12,215 | \$256,699 |
| Cutting and piercing instrument | 1 | 43 | 184 | \$89,396 | \$14,804 | \$16,137 | \$89,396 |
| Suffocation | 1 | 6 | 35 | \$20,769 | \$14,382 | \$20,715 | \$20,769 |
| Injuries of undetermined intent | 3 | 58 | 280 | \$13,323 | \$16,682 | \$14,952 | \$39,969 |
| Adverse effects of medical treatment | 191 | 1,086 | 6,463 | \$23,469 | \$21,863 | \$21,949 | \$4,734,732 |

| Type of Injury**** | Hospital | Peer | State | Hospital | Peer | State | Hospital |
|-----------------------------|----------|-------|--------|----------|----------|----------|--------------|
| All Encounters | 358 | 1,686 | 14,342 | \$34,616 | \$23,913 | \$26,704 | \$13,336,246 |
| Fractures | 178 | 708 | 6,341 | \$33,819 | \$28,008 | \$31,147 | \$6,417,895 |
| Sprains | 1 | 8 | 73 | \$26,834 | \$16,589 | \$14,405 | \$26,834 |
| Intracranial | 32 | 40 | 1,109 | \$45,906 | \$39,869 | \$29,120 | \$1,542,752 |
| Open wounds | 8 | 17 | 328 | \$54,422 | \$34,135 | \$19,657 | \$435,373 |
| Contusions | 1 | 8 | 96 | \$13,494 | \$14,719 | \$13,768 | \$13,494 |
| Foreign bodies | 1 | 2 | 51 | \$87,012 | \$77,821 | \$17,006 | \$87,012 |
| Complications | 3 | 8 | 100 | \$29,361 | \$24,496 | \$15,857 | \$88,083 |
| Poisoning and toxic effects | 56 | 510 | 2,405 | \$20,730 | \$15,409 | \$13,867 | \$1,521,188 |
| Other injury | 78 | 380 | 3,731 | \$39,184 | \$25,926 | \$27,455 | \$3,203,615 |

* Outliers were excluded in the calculation of average charges.
** Excludes professional fees.

*** Based on ICD-9 E-Code.
**** Based on Principal Diagnosis.

Table 24
ED Inpatient Encounters Due to Injury or Poisoning
January 1, 2009 to December 31, 2009

Health District of Hospital: Utah County
Inpatient Peer group: Acute, urban, low CMI (n=6)

County: Utah
Ownership: Not for profit

ED beds: 9
Affiliation: Intermountain Healthcare

| Intent and mechanism of injury*** | # of Encounters | | | Average ER Charges (\$)* | | | Total Charges (\$)*** |
|---|-----------------|-------|--------|--------------------------|----------|----------|-----------------------|
| | Hospital | Peer | State | Hospital | Peer | State | Hospital |
| All Injury Encounters | 3 | 1,787 | 20,149 | \$9,771 | \$17,472 | \$22,610 | \$29,313 |
| Unintentional injuries | 2 | 898 | 11,323 | \$10,930 | \$18,940 | \$24,367 | \$21,860 |
| Struck against or accidentally by object or persons | 1 | 19 | 399 | \$15,415 | \$16,856 | \$18,600 | \$15,415 |
| Cutting or piercing instruments or objects | 1 | 6 | 92 | \$6,445 | \$12,110 | \$15,308 | \$6,445 |
| Adverse effects of medical treatment | 1 | 615 | 6,463 | \$7,453 | \$18,306 | \$21,949 | \$7,453 |

| Type of Injury**** | Hospital | Peer | State | Hospital | Peer | State | Hospital |
|--------------------|----------|-------|--------|----------|----------|----------|----------|
| All Encounters | 2 | 1,181 | 14,342 | \$10,930 | \$18,212 | \$26,704 | \$21,860 |
| Complications | 1 | 10 | 100 | \$6,445 | \$10,246 | \$15,857 | \$6,445 |
| Other injury | 1 | 236 | 3,731 | \$15,415 | \$20,137 | \$27,455 | \$15,415 |

* Outliers were excluded in the calculation of average charges.
** Excludes professional fees.

*** Based on ICD-9 E-Code.
**** Based on Principal Diagnosis.

Table 24
 ED Inpatient Encounters Due to Injury or Poisoning
 January 1, 2009 to December 31, 2009

Health District of Hospital: Summit County
 Inpatient Peer group: Acute, rural, high CMI (n=7)

County: Summit
 Ownership: Not for profit

ED beds: .
 Affiliation: Intermountain Healthcare

| Intent and mechanism of injury*** | # of Encounters | | | Average ER Charges (\$)* | | | Total Charges (\$) ** |
|---|-----------------|-------|--------|--------------------------|----------|----------|-----------------------|
| | Hospital | Peer | State | Hospital | Peer | State | Hospital |
| All Injury Encounters | 16 | 2,573 | 20,149 | \$17,357 | \$16,855 | \$22,610 | \$277,713 |
| Unintentional injuries | 14 | 1,397 | 11,323 | \$18,192 | \$16,959 | \$24,367 | \$254,688 |
| Falls | 10 | 756 | 5,603 | \$18,189 | \$18,358 | \$23,903 | \$181,886 |
| Motor vehicle traffic | 1 | 148 | 1,663 | \$33,256 | \$20,145 | \$35,801 | \$33,256 |
| Struck against or accidentally by object or persons | 1 | 41 | 399 | \$9,240 | \$10,205 | \$18,600 | \$9,240 |
| Natural and environmental factors | 1 | 27 | 236 | \$7,410 | \$10,356 | \$15,158 | \$7,410 |
| Pedal cyc,nontraffic/other | 1 | 29 | 248 | \$22,896 | \$14,169 | \$20,269 | \$22,896 |
| Adverse effects of medical treatment | 2 | 902 | 6,463 | \$11,513 | \$18,464 | \$21,949 | \$23,025 |

| Type of Injury**** | Hospital | Peer | State | Hospital | Peer | State | Hospital |
|--------------------|----------|-------|--------|----------|----------|----------|-----------|
| All Encounters | 14 | 1,695 | 14,342 | \$17,644 | \$17,293 | \$26,704 | \$247,020 |
| Fractures | 9 | 815 | 6,341 | \$22,678 | \$20,337 | \$31,147 | \$204,102 |
| Intracranial | 1 | 68 | 1,109 | \$6,032 | \$11,197 | \$29,120 | \$6,032 |
| Open wounds | 1 | 19 | 328 | \$7,410 | \$10,974 | \$19,657 | \$7,410 |
| Contusions | 1 | 10 | 96 | \$11,354 | \$13,389 | \$13,768 | \$11,354 |
| Other injury | 2 | 434 | 3,731 | \$9,061 | \$17,676 | \$27,455 | \$18,122 |

* Outliers were excluded in the calculation of average charges.
 ** Excludes professional fees.

*** Based on ICD-9 E-Code.
 **** Based on Principal Diagnosis.

Table 24
ED Inpatient Encounters Due to Injury or Poisoning
January 1, 2009 to December 31, 2009

Health District of Hospital: Salt Lake County
Inpatient Peer group: Acute, urban, lower medium CMI (n=7)

County: Salt Lake
Ownership: Investor-owned

ED beds: 18
Affiliation: IASIS Health Care

| Intent and mechanism of injury*** | # of Encounters | | | Average ER Charges (\$)* | | | Total Charges (\$)*** |
|---|-----------------|-------|--------|--------------------------|----------|----------|-----------------------|
| | Hospital | Peer | State | Hospital | Peer | State | Hospital |
| All Injury Encounters | 490 | 2,881 | 20,149 | \$22,353 | \$21,354 | \$22,610 | \$11,942,480 |
| Unintentional injuries | 206 | 1,318 | 11,323 | \$24,208 | \$23,503 | \$24,367 | \$5,346,900 |
| Falls | 124 | 787 | 5,603 | \$26,780 | \$25,196 | \$23,903 | \$3,448,805 |
| Motor vehicle traffic | 10 | 85 | 1,663 | \$26,021 | \$29,157 | \$35,801 | \$288,582 |
| Struck against or accidentally by object or persons | 5 | 27 | 399 | \$14,482 | \$17,885 | \$18,600 | \$187,681 |
| Overexertion and strenuous movements | 12 | 29 | 200 | \$21,403 | \$22,415 | \$19,302 | \$256,831 |
| Cutting or piercing instruments or objects | 2 | 13 | 92 | \$9,595 | \$16,349 | \$15,308 | \$19,190 |
| Natural and environmental factors | 1 | 23 | 236 | \$12,517 | \$17,345 | \$15,158 | \$12,517 |
| Poisoning | 36 | 184 | 873 | \$16,965 | \$15,964 | \$13,545 | \$706,542 |
| Fire and flames, hot subst/object caustic | 2 | 3 | 70 | \$14,277 | \$14,525 | \$35,859 | \$28,555 |
| Machinery | 1 | 1 | 88 | \$16,817 | \$16,817 | \$25,697 | \$16,817 |
| Motor vehicle, nontraffic | 1 | 17 | 277 | \$31,079 | \$28,883 | \$27,719 | \$31,079 |
| Suffocation | 2 | 4 | 46 | \$34,882 | \$34,333 | \$24,885 | \$69,765 |
| Other and not elsewhere classified | 6 | 70 | 899 | \$36,474 | \$24,002 | \$24,465 | \$218,843 |
| Mechanism unspecified | 4 | 51 | 378 | \$15,424 | \$20,909 | \$18,504 | \$61,694 |
| Intentional injuries | 96 | 417 | 2,057 | \$11,336 | \$14,034 | \$16,131 | \$1,168,513 |
| Assault | 3 | 20 | 324 | \$17,747 | \$20,871 | \$25,523 | \$53,240 |
| Unarmed fight,striking by blunt/thrown object | 1 | 7 | 129 | \$26,102 | \$21,957 | \$21,514 | \$26,102 |
| Cutting or piercing instrument | 1 | 4 | 75 | \$5,941 | \$15,627 | \$22,948 | \$5,941 |
| Other mechanism | 1 | 9 | 95 | \$21,197 | \$22,358 | \$28,051 | \$21,197 |
| Self-inflicted | 93 | 397 | 1,719 | \$11,127 | \$13,685 | \$14,343 | \$1,115,273 |
| Poisoning | 83 | 344 | 1,426 | \$11,386 | \$13,567 | \$12,215 | \$1,025,252 |
| Cutting and piercing instrument | 6 | 43 | 184 | \$9,837 | \$14,804 | \$16,137 | \$59,020 |
| Suffocation | 4 | 6 | 35 | \$7,750 | \$14,382 | \$20,715 | \$31,000 |
| Injuries of undetermined intent | 16 | 58 | 280 | \$22,002 | \$16,682 | \$14,952 | \$393,626 |
| Adverse effects of medical treatment | 172 | 1,086 | 6,463 | \$26,556 | \$21,863 | \$21,949 | \$5,033,441 |

| Type of Injury**** | Hospital | Peer | State | Hospital | Peer | State | Hospital |
|-----------------------------|----------|-------|--------|----------|----------|----------|-------------|
| All Encounters | 283 | 1,686 | 14,342 | \$20,194 | \$23,913 | \$26,704 | \$6,149,217 |
| Fractures | 96 | 708 | 6,341 | \$28,752 | \$28,008 | \$31,147 | \$2,907,992 |
| Sprains | 1 | 8 | 73 | \$20,588 | \$16,589 | \$14,405 | \$20,588 |
| Intracranial | 1 | 40 | 1,109 | \$15,445 | \$39,869 | \$29,120 | \$15,445 |
| Open wounds | 3 | 17 | 328 | \$10,523 | \$34,135 | \$19,657 | \$31,570 |
| Superficial | 1 | 3 | 21 | \$8,703 | \$10,542 | \$12,279 | \$8,703 |
| Contusions | 1 | 8 | 96 | \$8,233 | \$14,719 | \$13,768 | \$8,233 |
| Burns | 2 | 2 | 87 | \$14,277 | \$14,277 | \$71,734 | \$28,555 |
| Complications | 2 | 8 | 100 | \$40,096 | \$24,496 | \$15,857 | \$80,193 |
| Poisoning and toxic effects | 127 | 510 | 2,405 | \$14,669 | \$15,409 | \$13,867 | \$2,086,945 |
| Other injury | 49 | 380 | 3,731 | \$18,662 | \$25,926 | \$27,455 | \$960,993 |

* Outliers were excluded in the calculation of average charges.
** Excludes professional fees.

*** Based on ICD-9 E-Code.
**** Based on Principal Diagnosis.

Health District of Hospital: Salt Lake County
Inpatient Peer group: None (n=4)

County: Salt Lake
Ownership: Not for profit

ED beds: 13
Affiliation: Intermountain Healthcare

| Intent and mechanism of injury*** | # of Encounters | | | Average ER Charges (\$)* | | | Total Charges (\$)*** |
|---|-----------------|------|--------|--------------------------|------|----------|-----------------------|
| | Hospital | Peer | State | Hospital | Peer | State | Hospital |
| All Injury Encounters | 1,419 | . | 20,149 | \$17,537 | . | \$22,610 | \$26,901,336 |
| Unintentional injuries | 897 | . | 11,323 | \$16,527 | . | \$24,367 | \$15,724,852 |
| Falls | 327 | . | 5,603 | \$11,294 | . | \$23,903 | \$3,954,664 |
| Motor vehicle traffic | 146 | . | 1,663 | \$22,969 | . | \$35,801 | \$3,468,392 |
| Struck against or accidentally by object or persons | 72 | . | 399 | \$11,970 | . | \$18,600 | \$911,070 |
| Overexertion and strenuous movements | 5 | . | 200 | \$6,716 | . | \$19,302 | \$33,582 |
| Cutting or piercing instruments or objects | 8 | . | 92 | \$25,945 | . | \$15,308 | \$207,556 |
| Natural and environmental factors | 45 | . | 236 | \$16,395 | . | \$15,158 | \$762,478 |
| Poisoning | 31 | . | 873 | \$7,642 | . | \$13,545 | \$384,056 |
| Fire and flames, hot subst/object caustic | 1 | . | 70 | \$83,322 | . | \$35,859 | \$83,322 |
| Machinery | 5 | . | 88 | \$19,895 | . | \$25,697 | \$99,475 |
| Pedal cyc,nontraffic/other | 57 | . | 248 | \$17,089 | . | \$20,269 | \$974,097 |
| Motor vehicle, nontraffic | 29 | . | 277 | \$28,939 | . | \$27,719 | \$839,219 |
| Other trans. [(E800-7,E826)(.0-.2,.8,.9)],E827-9,E831,E833-45 | 20 | . | 219 | \$15,973 | . | \$24,990 | \$319,455 |
| Suffocation | 13 | . | 46 | \$14,210 | . | \$24,885 | \$197,300 |
| Firearm missile | 2 | . | 32 | \$412,862 | . | \$49,955 | \$825,723 |
| Other and not elsewhere classified | 101 | . | 899 | \$19,840 | . | \$24,465 | \$2,301,960 |
| Mechanism unspecified | 35 | . | 378 | \$10,047 | . | \$18,504 | \$362,503 |
| Intentional injuries | 66 | . | 2,057 | \$18,238 | . | \$16,131 | \$1,284,734 |
| Assault | 25 | . | 324 | \$29,018 | . | \$25,523 | \$763,331 |
| Unarmed fight,striking by blunt/thrown object | 3 | . | 129 | \$7,767 | . | \$21,514 | \$23,300 |
| Cutting or piercing instrument | 1 | . | 75 | \$29,844 | . | \$22,948 | \$29,844 |
| Firearm | 1 | . | 25 | \$14,480 | . | \$45,298 | \$14,480 |
| Other mechanism | 20 | . | 95 | \$33,860 | . | \$28,051 | \$695,707 |
| Self-inflicted | 41 | . | 1,719 | \$12,717 | . | \$14,343 | \$521,403 |
| Poisoning | 32 | . | 1,426 | \$6,056 | . | \$12,215 | \$193,806 |
| Cutting and piercing instrument | 1 | . | 184 | \$19,503 | . | \$16,137 | \$19,503 |
| Suffocation | 5 | . | 35 | \$17,167 | . | \$20,715 | \$85,835 |
| Other mechanism | 3 | . | 74 | \$74,086 | . | \$48,358 | \$222,259 |
| Injuries of undetermined intent | 7 | . | 280 | \$16,450 | . | \$14,952 | \$115,150 |
| Adverse effects of medical treatment | 447 | . | 6,463 | \$19,557 | . | \$21,949 | \$9,760,964 |
| Unknown | 2 | . | 26 | \$7,818 | . | \$19,733 | \$15,636 |

| Type of Injury**** | Hospital | Peer | State | Hospital | Peer | State | Hospital |
|-----------------------------|----------|------|--------|----------|------|----------|--------------|
| All Encounters | 1,100 | . | 14,342 | \$20,150 | . | \$26,704 | \$24,061,388 |
| Fractures | 419 | . | 6,341 | \$18,729 | . | \$31,147 | \$8,308,382 |
| Sprains | 5 | . | 73 | \$6,658 | . | \$14,405 | \$33,290 |
| Intracranial | 163 | . | 1,109 | \$18,216 | . | \$29,120 | \$3,188,735 |
| Open wounds | 36 | . | 328 | \$21,086 | . | \$19,657 | \$1,050,783 |
| Superficial | 3 | . | 21 | \$9,901 | . | \$12,279 | \$29,704 |
| Contusions | 10 | . | 96 | \$6,405 | . | \$13,768 | \$64,048 |
| Foreign bodies | 23 | . | 51 | \$12,635 | . | \$17,006 | \$290,599 |
| Burns | 1 | . | 87 | . | . | \$71,734 | \$81,282 |
| Complications | 14 | . | 100 | \$8,078 | . | \$15,857 | \$113,090 |
| Poisoning and toxic effects | 58 | . | 2,405 | \$6,720 | . | \$13,867 | \$498,568 |
| Other injury | 368 | . | 3,731 | \$26,212 | . | \$27,455 | \$10,402,906 |

* Outliers were excluded in the calculation of average charges.
** Excludes professional fees.

*** Based on ICD-9 E-Code.
**** Based on Principal Diagnosis.

Health District of Hospital: Salt Lake County
Inpatient Peer group: Acute, urban, low CMI (n=6)

County: Salt Lake
Ownership: Not for profit

ED beds: .
Affiliation: Intermountain Healthcare

| Intent and mechanism of injury*** | # of Encounters | | | Average ER Charges (\$)* | | | Total Charges (\$) ** |
|---|-----------------|-------|--------|--------------------------|----------|----------|-----------------------|
| | Hospital | Peer | State | Hospital | Peer | State | Hospital |
| All Injury Encounters | 33 | 1,787 | 20,149 | \$12,452 | \$17,472 | \$22,610 | \$410,932 |
| Unintentional injuries | 18 | 898 | 11,323 | \$13,335 | \$18,940 | \$24,367 | \$240,023 |
| Falls | 11 | 539 | 5,603 | \$14,269 | \$20,703 | \$23,903 | \$156,960 |
| Struck against or accidentally by object or persons | 2 | 19 | 399 | \$13,107 | \$16,856 | \$18,600 | \$26,214 |
| Natural and environmental factors | 1 | 22 | 236 | \$15,290 | \$16,579 | \$15,158 | \$15,290 |
| Poisoning | 3 | 99 | 873 | \$8,255 | \$10,716 | \$13,545 | \$24,765 |
| Motor vehicle, nontraffic | 1 | 9 | 277 | \$16,794 | \$10,708 | \$27,719 | \$16,794 |
| Adverse effects of medical treatment | 15 | 615 | 6,463 | \$11,394 | \$18,306 | \$21,949 | \$170,909 |
| <hr/> | | | | | | | |
| Type of Injury**** | Hospital | Peer | State | Hospital | Peer | State | Hospital |
| All Encounters | 20 | 1,181 | 14,342 | \$11,592 | \$18,212 | \$26,704 | \$231,834 |
| Fractures | 13 | 496 | 6,341 | \$13,647 | \$22,758 | \$31,147 | \$177,405 |
| Poisoning and toxic effects | 3 | 394 | 2,405 | \$8,255 | \$12,258 | \$13,867 | \$24,765 |
| Other injury | 4 | 236 | 3,731 | \$7,416 | \$20,137 | \$27,455 | \$29,663 |

* Outliers were excluded in the calculation of average charges.

** Excludes professional fees.

*** Based on ICD-9 E-Code.

**** Based on Principal Diagnosis.

Health District of Hospital: Southeastern Utah
Inpatient Peer group: Acute, rural, low CMI (n=16)

County: San Juan
Ownership: Government

ED beds: 6
Affiliation: Management

| Intent and mechanism of injury*** | # of Encounters | | | Average ER Charges (\$)* | | | Total Charges (\$)*** |
|---|-----------------|------|--------|--------------------------|----------|----------|-----------------------|
| | Hospital | Peer | State | Hospital | Peer | State | Hospital |
| All Injury Encounters | 40 | 798 | 20,149 | \$6,072 | \$10,750 | \$22,610 | \$242,885 |
| Unintentional injuries | 20 | 485 | 11,323 | \$6,256 | \$10,757 | \$24,367 | \$125,124 |
| Falls | 3 | 228 | 5,603 | \$4,744 | \$11,809 | \$23,903 | \$14,233 |
| Motor vehicle traffic | 3 | 43 | 1,663 | \$7,810 | \$9,257 | \$35,801 | \$23,429 |
| Overexertion and strenuous movements | 2 | 5 | 200 | \$2,767 | \$9,399 | \$19,302 | \$5,534 |
| Natural and environmental factors | 1 | 23 | 236 | \$2,220 | \$8,233 | \$15,158 | \$2,220 |
| Poisoning | 2 | 55 | 873 | \$6,239 | \$7,975 | \$13,545 | \$12,478 |
| Fire and flames, hot subst/object caustic | 1 | 5 | 70 | \$11,963 | \$6,207 | \$35,859 | \$11,963 |
| Motor vehicle, nontraffic | 2 | 11 | 277 | \$11,113 | \$8,727 | \$27,719 | \$22,227 |
| Other trans. [(E800-7,E826)(.0-.2,.8,.9)],E827-9,E831,E833-45 | 1 | 17 | 219 | \$4,725 | \$9,697 | \$24,990 | \$4,725 |
| Suffocation | 1 | 3 | 46 | \$7,009 | \$7,595 | \$24,885 | \$7,009 |
| Other and not elsewhere classified | 2 | 53 | 899 | \$5,045 | \$12,543 | \$24,465 | \$10,090 |
| Mechanism unspecified | 2 | 20 | 378 | \$5,608 | \$14,132 | \$18,504 | \$11,217 |
| Intentional injuries | 5 | 64 | 2,057 | \$6,710 | \$6,816 | \$16,131 | \$33,552 |
| Assault | 2 | 5 | 324 | \$6,581 | \$9,913 | \$25,523 | \$13,161 |
| Unarmed fight,striking by blunt/thrown object | 1 | 2 | 129 | \$4,809 | \$7,848 | \$21,514 | \$4,809 |
| Other mechanism | 1 | 2 | 95 | \$8,352 | \$7,306 | \$28,051 | \$8,352 |
| Self-inflicted | 3 | 58 | 1,719 | \$6,797 | \$6,606 | \$14,343 | \$20,391 |
| Poisoning | 3 | 54 | 1,426 | \$6,797 | \$6,751 | \$12,215 | \$20,391 |
| Adverse effects of medical treatment | 15 | 235 | 6,463 | \$5,614 | \$11,954 | \$21,949 | \$84,209 |
| Type of Injury**** | Hospital | Peer | State | Hospital | Peer | State | Hospital |
| All Encounters | 16 | 490 | 14,342 | \$6,096 | \$11,299 | \$26,704 | \$97,541 |
| Fractures | 5 | 199 | 6,341 | \$8,515 | \$15,003 | \$31,147 | \$42,575 |
| Intracranial | 1 | 26 | 1,109 | \$8,347 | \$6,958 | \$29,120 | \$8,347 |
| Open wounds | 1 | 8 | 328 | \$3,918 | \$6,653 | \$19,657 | \$3,918 |
| Poisoning and toxic effects | 3 | 139 | 2,405 | \$6,797 | \$7,907 | \$13,867 | \$20,391 |
| Other injury | 6 | 91 | 3,731 | \$3,718 | \$9,985 | \$27,455 | \$22,309 |

* Outliers were excluded in the calculation of average charges.

** Excludes professional fees.

*** Based on ICD-9 E-Code.

**** Based on Principal Diagnosis.

Health District of Hospital: Central Utah
Inpatient Peer group: Acute, rural, low CMI (n=16)

County: Sanpete
Ownership: Not for profit

ED beds: 3
Affiliation: Intermountain Healthcare

| Intent and mechanism of injury*** | # of Encounters | | | Average ER Charges (\$)* | | | Total Charges (\$)*** |
|---|-----------------|------|--------|--------------------------|----------|----------|-----------------------|
| | Hospital | Peer | State | Hospital | Peer | State | Hospital |
| All Injury Encounters | 51 | 798 | 20,149 | \$7,737 | \$10,750 | \$22,610 | \$394,570 |
| Unintentional injuries | 35 | 485 | 11,323 | \$7,567 | \$10,757 | \$24,367 | \$264,829 |
| Falls | 10 | 228 | 5,603 | \$6,597 | \$11,809 | \$23,903 | \$65,971 |
| Motor vehicle traffic | 1 | 43 | 1,663 | \$7,681 | \$9,257 | \$35,801 | \$7,681 |
| Struck against or accidentally by object or persons | 1 | 11 | 399 | \$15,012 | \$10,603 | \$18,600 | \$15,012 |
| Natural and environmental factors | 3 | 23 | 236 | \$5,513 | \$8,233 | \$15,158 | \$16,540 |
| Poisoning | 14 | 55 | 873 | \$7,659 | \$7,975 | \$13,545 | \$107,222 |
| Fire and flames, hot subst/object caustic | 1 | 5 | 70 | \$3,725 | \$6,207 | \$35,859 | \$3,725 |
| Motor vehicle, nontraffic | 1 | 11 | 277 | \$2,965 | \$8,727 | \$27,719 | \$2,965 |
| Other trans. [(E800-7,E826)(.0-.2,.8,.9)],E827-9,E831,E833-45 | 2 | 17 | 219 | \$14,573 | \$9,697 | \$24,990 | \$29,147 |
| Other and not elsewhere classified | 1 | 53 | 899 | \$5,393 | \$12,543 | \$24,465 | \$5,393 |
| Mechanism unspecified | 1 | 20 | 378 | \$11,175 | \$14,132 | \$18,504 | \$11,175 |
| Intentional injuries | 6 | 64 | 2,057 | \$5,572 | \$6,816 | \$16,131 | \$33,431 |
| Self-inflicted | 5 | 58 | 1,719 | \$5,980 | \$6,606 | \$14,343 | \$29,900 |
| Poisoning | 5 | 54 | 1,426 | \$5,980 | \$6,751 | \$12,215 | \$29,900 |
| Other cause of violence | 1 | 1 | 14 | \$3,531 | \$3,531 | \$22,348 | \$3,531 |
| Injuries of undetermined intent | 2 | 12 | 280 | \$6,613 | \$7,291 | \$14,952 | \$13,226 |
| Adverse effects of medical treatment | 8 | 235 | 6,463 | \$10,385 | \$11,954 | \$21,949 | \$83,083 |
| Type of Injury**** | Hospital | Peer | State | Hospital | Peer | State | Hospital |
| All Encounters | 34 | 490 | 14,342 | \$7,382 | \$11,299 | \$26,704 | \$250,986 |
| Fractures | 5 | 199 | 6,341 | \$8,987 | \$15,003 | \$31,147 | \$44,935 |
| Intracranial | 2 | 26 | 1,109 | \$5,913 | \$6,958 | \$29,120 | \$11,825 |
| Poisoning and toxic effects | 21 | 139 | 2,405 | \$7,194 | \$7,907 | \$13,867 | \$151,082 |
| Other injury | 6 | 91 | 3,731 | \$7,191 | \$9,985 | \$27,455 | \$43,143 |

* Outliers were excluded in the calculation of average charges.

** Excludes professional fees.

*** Based on ICD-9 E-Code.

**** Based on Principal Diagnosis.

Health District of Hospital: Central Utah
Inpatient Peer group: Acute, rural, low CMI (n=16)

County: Sevier
Ownership: Not for profit

ED beds: 3
Affiliation: Intermountain Healthcare

| Intent and mechanism of injury*** | # of Encounters | | | Average ER Charges (\$)* | | | Total Charges (\$)*** |
|---|-----------------|------|--------|--------------------------|----------|----------|-----------------------|
| | Hospital | Peer | State | Hospital | Peer | State | Hospital |
| All Injury Encounters | 93 | 798 | 20,149 | \$7,906 | \$10,750 | \$22,610 | \$735,222 |
| Unintentional injuries | 59 | 485 | 11,323 | \$6,675 | \$10,757 | \$24,367 | \$393,798 |
| Falls | 33 | 228 | 5,603 | \$6,966 | \$11,809 | \$23,903 | \$229,867 |
| Motor vehicle traffic | 3 | 43 | 1,663 | \$6,957 | \$9,257 | \$35,801 | \$20,872 |
| Struck against or accidentally by object or persons | 2 | 11 | 399 | \$3,101 | \$10,603 | \$18,600 | \$6,201 |
| Natural and environmental factors | 2 | 23 | 236 | \$5,655 | \$8,233 | \$15,158 | \$11,310 |
| Poisoning | 7 | 55 | 873 | \$6,331 | \$7,975 | \$13,545 | \$44,315 |
| Fire and flames, hot subst/object caustic | 1 | 5 | 70 | \$4,699 | \$6,207 | \$35,859 | \$4,699 |
| Machinery | 1 | 1 | 88 | \$6,409 | \$6,409 | \$25,697 | \$6,409 |
| Motor vehicle, nontraffic | 3 | 11 | 277 | \$3,957 | \$8,727 | \$27,719 | \$11,872 |
| Other trans. [(E800-7,E826)(.0-.2,.8,.9)],E827-9,E831,E833-45 | 1 | 17 | 219 | \$7,162 | \$9,697 | \$24,990 | \$7,162 |
| Other and not elsewhere classified | 3 | 53 | 899 | \$8,617 | \$12,543 | \$24,465 | \$25,850 |
| Mechanism unspecified | 3 | 20 | 378 | \$8,414 | \$14,132 | \$18,504 | \$25,242 |
| Intentional injuries | 8 | 64 | 2,057 | \$5,245 | \$6,816 | \$16,131 | \$41,960 |
| Assault | 1 | 5 | 324 | \$10,886 | \$9,913 | \$25,523 | \$10,886 |
| Unarmed fight,striking by blunt/thrown object | 1 | 2 | 129 | \$10,886 | \$7,848 | \$21,514 | \$10,886 |
| Self-inflicted | 7 | 58 | 1,719 | \$4,439 | \$6,606 | \$14,343 | \$31,074 |
| Poisoning | 4 | 54 | 1,426 | \$3,923 | \$6,751 | \$12,215 | \$15,693 |
| Cutting and piercing instrument | 2 | 2 | 184 | \$2,709 | \$2,709 | \$16,137 | \$5,419 |
| Other mechanism | 1 | 2 | 74 | \$9,962 | \$6,571 | \$48,358 | \$9,962 |
| Injuries of undetermined intent | 1 | 12 | 280 | \$3,321 | \$7,291 | \$14,952 | \$3,321 |
| Adverse effects of medical treatment | 25 | 235 | 6,463 | \$11,846 | \$11,954 | \$21,949 | \$296,143 |

| Type of Injury**** | Hospital | Peer | State | Hospital | Peer | State | Hospital |
|-----------------------------|----------|------|--------|----------|----------|----------|-----------|
| All Encounters | 49 | 490 | 14,342 | \$6,006 | \$11,299 | \$26,704 | \$294,290 |
| Fractures | 29 | 199 | 6,341 | \$6,826 | \$15,003 | \$31,147 | \$197,946 |
| Sprains | 1 | 6 | 73 | \$5,598 | \$10,493 | \$14,405 | \$5,598 |
| Intracranial | 2 | 26 | 1,109 | \$3,101 | \$6,958 | \$29,120 | \$6,201 |
| Open wounds | 1 | 8 | 328 | \$9,962 | \$6,653 | \$19,657 | \$9,962 |
| Contusions | 3 | 7 | 96 | \$5,131 | \$7,970 | \$13,768 | \$15,393 |
| Burns | 1 | 1 | 87 | \$4,699 | \$4,699 | \$71,734 | \$4,699 |
| Poisoning and toxic effects | 10 | 139 | 2,405 | \$3,993 | \$7,907 | \$13,867 | \$39,929 |
| Other injury | 2 | 91 | 3,731 | \$7,281 | \$9,985 | \$27,455 | \$14,562 |

* Outliers were excluded in the calculation of average charges.
** Excludes professional fees.

*** Based on ICD-9 E-Code.
**** Based on Principal Diagnosis.

Health District of Hospital: Salt Lake County
Inpatient Peer group: Acute, urban, upper medium CMI (n=4)

County: Salt Lake
Ownership: Investor-owned

ED beds: 15
Affiliation: IASIS Health Care

| Intent and mechanism of injury*** | # of Encounters | | | Average ER Charges (\$)* | | | Total Charges (\$)*** |
|---|-----------------|-------|--------|--------------------------|----------|----------|-----------------------|
| | Hospital | Peer | State | Hospital | Peer | State | Hospital |
| All Injury Encounters | 280 | 4,488 | 20,149 | \$26,670 | \$23,524 | \$22,610 | \$7,820,456 |
| Unintentional injuries | 127 | 2,481 | 11,323 | \$24,167 | \$25,906 | \$24,367 | \$3,167,869 |
| Falls | 57 | 1,295 | 5,603 | \$26,146 | \$26,118 | \$23,903 | \$1,550,946 |
| Motor vehicle traffic | 3 | 308 | 1,663 | \$17,274 | \$37,709 | \$35,801 | \$51,821 |
| Struck against or accidentally by object or persons | 3 | 68 | 399 | \$24,843 | \$22,199 | \$18,600 | \$74,528 |
| Overexertion and strenuous movements | 3 | 44 | 200 | \$10,466 | \$20,197 | \$19,302 | \$31,399 |
| Natural and environmental factors | 1 | 40 | 236 | \$19,415 | \$16,069 | \$15,158 | \$19,415 |
| Poisoning | 20 | 215 | 873 | \$11,892 | \$13,694 | \$13,545 | \$237,840 |
| Pedal cyc,nontraffic/other | 2 | 36 | 248 | \$12,398 | \$20,049 | \$20,269 | \$24,796 |
| Suffocation | 3 | 11 | 46 | \$49,366 | \$35,444 | \$24,885 | \$148,099 |
| Other and not elsewhere classified | 12 | 211 | 899 | \$43,282 | \$28,162 | \$24,465 | \$519,382 |
| Mechanism unspecified | 23 | 116 | 378 | \$20,429 | \$20,385 | \$18,504 | \$509,644 |
| Intentional injuries | 16 | 563 | 2,057 | \$14,387 | \$13,535 | \$16,131 | \$230,196 |
| Assault | 4 | 53 | 324 | \$24,988 | \$22,318 | \$25,523 | \$99,951 |
| Unarmed fight,striking by blunt/thrown object | 2 | 25 | 129 | \$33,273 | \$26,134 | \$21,514 | \$66,546 |
| Other mechanism | 2 | 14 | 95 | \$16,703 | \$16,398 | \$28,051 | \$33,406 |
| Self-inflicted | 11 | 505 | 1,719 | \$9,586 | \$12,654 | \$14,343 | \$105,441 |
| Poisoning | 11 | 409 | 1,426 | \$9,586 | \$12,131 | \$12,215 | \$105,441 |
| Other cause of violence | 1 | 5 | 14 | \$24,804 | \$11,366 | \$22,348 | \$24,804 |
| Injuries of undetermined intent | 8 | 56 | 280 | \$11,716 | \$17,307 | \$14,952 | \$93,727 |
| Adverse effects of medical treatment | 129 | 1,383 | 6,463 | \$31,661 | \$23,549 | \$21,949 | \$4,328,664 |

| Type of Injury**** | Hospital | Peer | State | Hospital | Peer | State | Hospital |
|-----------------------------|----------|-------|--------|----------|----------|----------|-------------|
| All Encounters | 145 | 3,158 | 14,342 | \$25,290 | \$28,346 | \$26,704 | \$3,816,789 |
| Fractures | 43 | 1,471 | 6,341 | \$32,388 | \$33,162 | \$31,147 | \$1,447,063 |
| Sprains | 3 | 12 | 73 | \$8,734 | \$12,837 | \$14,405 | \$26,201 |
| Intracranial | 3 | 211 | 1,109 | \$21,916 | \$33,789 | \$29,120 | \$65,748 |
| Contusions | 1 | 20 | 96 | \$13,148 | \$15,512 | \$13,768 | \$13,148 |
| Foreign bodies | 1 | 8 | 51 | \$15,465 | \$30,114 | \$17,006 | \$15,465 |
| Complications | 1 | 16 | 100 | \$15,951 | \$19,760 | \$15,857 | \$15,951 |
| Poisoning and toxic effects | 36 | 567 | 2,405 | \$11,492 | \$14,525 | \$13,867 | \$471,738 |
| Other injury | 57 | 807 | 3,731 | \$30,216 | \$29,096 | \$27,455 | \$1,761,474 |

* Outliers were excluded in the calculation of average charges.

** Excludes professional fees.

*** Based on ICD-9 E-Code.

**** Based on Principal Diagnosis.

Health District of Hospital: Salt Lake County
Inpatient Peer group: Acute, urban, upper medium CMI (n=4)

County: Salt Lake
Ownership: Investor-owned

ED beds: 21
Affiliation: Mountainstar Healthcare

| Intent and mechanism of injury*** | # of Encounters | | | Average ER Charges (\$)* | | | Total Charges (\$)*** |
|---|-----------------|-------|--------|--------------------------|----------|----------|-----------------------|
| | Hospital | Peer | State | Hospital | Peer | State | Hospital |
| All Injury Encounters | 788 | 4,488 | 20,149 | \$22,285 | \$23,524 | \$22,610 | \$18,279,787 |
| Unintentional injuries | 497 | 2,481 | 11,323 | \$23,847 | \$25,906 | \$24,367 | \$12,109,740 |
| Falls | 371 | 1,295 | 5,603 | \$25,494 | \$26,118 | \$23,903 | \$9,707,798 |
| Motor vehicle traffic | 14 | 308 | 1,663 | \$21,298 | \$37,709 | \$35,801 | \$298,176 |
| Struck against or accidentally by object or persons | 7 | 68 | 399 | \$19,668 | \$22,199 | \$18,600 | \$137,676 |
| Overexertion and strenuous movements | 9 | 44 | 200 | \$16,958 | \$20,197 | \$19,302 | \$152,618 |
| Cutting or piercing instruments or objects | 1 | 13 | 92 | \$22,652 | \$15,029 | \$15,308 | \$22,652 |
| Natural and environmental factors | 4 | 40 | 236 | \$9,880 | \$16,069 | \$15,158 | \$39,518 |
| Poisoning | 62 | 215 | 873 | \$16,683 | \$13,694 | \$13,545 | \$1,034,352 |
| Pedal cyc,nontraffic/other | 1 | 36 | 248 | \$16,483 | \$20,049 | \$20,269 | \$16,483 |
| Motor vehicle, nontraffic | 1 | 62 | 277 | \$21,553 | \$28,395 | \$27,719 | \$21,553 |
| Other trans. [(E800-7,E826)(.0-.2,.8,.9)] | 2 | 45 | 219 | \$22,451 | \$27,104 | \$24,990 | \$44,902 |
| Suffocation | 2 | 11 | 46 | \$46,303 | \$35,444 | \$24,885 | \$92,605 |
| Other and not elsewhere classified | 15 | 211 | 899 | \$17,532 | \$28,162 | \$24,465 | \$262,973 |
| Mechanism unspecified | 8 | 116 | 378 | \$34,804 | \$20,385 | \$18,504 | \$278,434 |
| Intentional injuries | 69 | 563 | 2,057 | \$17,207 | \$13,535 | \$16,131 | \$1,408,202 |
| Assault | 5 | 53 | 324 | \$31,792 | \$22,318 | \$25,523 | \$158,962 |
| Unarmed fight,striking by blunt/thrown object | 3 | 25 | 129 | \$30,314 | \$26,134 | \$21,514 | \$90,942 |
| Other mechanism | 2 | 14 | 95 | \$34,010 | \$16,398 | \$28,051 | \$68,020 |
| Self-inflicted | 64 | 505 | 1,719 | \$16,012 | \$12,654 | \$14,343 | \$1,249,240 |
| Poisoning | 63 | 409 | 1,426 | \$15,952 | \$12,131 | \$12,215 | \$1,229,662 |
| Other mechanism | 1 | 21 | 74 | \$19,578 | \$22,935 | \$48,358 | \$19,578 |
| Injuries of undetermined intent | 11 | 56 | 280 | \$17,679 | \$17,307 | \$14,952 | \$234,915 |
| Adverse effects of medical treatment | 210 | 1,383 | 6,463 | \$20,333 | \$23,549 | \$21,949 | \$4,496,179 |
| Unknown | 1 | 5 | 26 | \$30,751 | \$25,410 | \$19,733 | \$30,751 |

| Type of Injury**** | Hospital | Peer | State | Hospital | Peer | State | Hospital |
|-----------------------------|----------|-------|--------|----------|----------|----------|--------------|
| All Encounters | 692 | 3,158 | 14,342 | \$25,994 | \$28,346 | \$26,704 | \$19,743,907 |
| Fractures | 337 | 1,471 | 6,341 | \$27,803 | \$33,162 | \$31,147 | \$10,016,898 |
| Sprains | 2 | 12 | 73 | \$12,322 | \$12,837 | \$14,405 | \$24,643 |
| Intracranial | 30 | 211 | 1,109 | \$17,771 | \$33,789 | \$29,120 | \$533,116 |
| Open wounds | 4 | 43 | 328 | \$19,533 | \$18,812 | \$19,657 | \$78,132 |
| Superficial | 1 | 2 | 21 | \$6,072 | \$14,121 | \$12,279 | \$6,072 |
| Contusions | 6 | 20 | 96 | \$16,426 | \$15,512 | \$13,768 | \$98,557 |
| Foreign bodies | 2 | 8 | 51 | \$34,113 | \$30,114 | \$17,006 | \$68,226 |
| Complications | 3 | 16 | 100 | \$21,166 | \$19,760 | \$15,857 | \$63,499 |
| Poisoning and toxic effects | 129 | 567 | 2,405 | \$18,924 | \$14,525 | \$13,867 | \$2,833,293 |
| Other injury | 178 | 807 | 3,731 | \$29,851 | \$29,096 | \$27,455 | \$6,021,471 |

* Outliers were excluded in the calculation of average charges.

** Excludes professional fees.

*** Based on ICD-9 E-Code.

**** Based on Principal Diagnosis.

Health District of Hospital: Utah County
Inpatient Peer group: Acute, urban, low CMI (n=6)

County: Utah
Ownership: Investor-owned

ED beds: 6
Affiliation: Mountainstar Healthcare

| Intent and mechanism of injury*** | # of Encounters | | | Average ER Charges (\$)* | | | Total Charges (\$)*** |
|---|-----------------|-------|--------|--------------------------|----------|----------|-----------------------|
| | Hospital | Peer | State | Hospital | Peer | State | Hospital |
| All Injury Encounters | 149 | 1,787 | 20,149 | \$23,401 | \$17,472 | \$22,610 | \$4,003,986 |
| Unintentional injuries | 106 | 898 | 11,323 | \$26,900 | \$18,940 | \$24,367 | \$3,331,580 |
| Falls | 79 | 539 | 5,603 | \$27,760 | \$20,703 | \$23,903 | \$2,562,970 |
| Motor vehicle traffic | 4 | 32 | 1,663 | \$22,913 | \$15,351 | \$35,801 | \$165,277 |
| Struck against or accidentally by object or persons | 4 | 19 | 399 | \$20,636 | \$16,856 | \$18,600 | \$82,545 |
| Overexertion and strenuous movements | 4 | 40 | 200 | \$23,886 | \$17,877 | \$19,302 | \$95,543 |
| Poisoning | 8 | 99 | 873 | \$18,478 | \$10,716 | \$13,545 | \$191,650 |
| Fire and flames, hot subst/object caustic | 1 | 2 | 70 | \$17,147 | \$25,620 | \$35,859 | \$17,147 |
| Pedal cyc,nontraffic/other | 1 | 8 | 248 | \$23,433 | \$16,461 | \$20,269 | \$23,433 |
| Motor vehicle, nontraffic | 2 | 9 | 277 | \$7,249 | \$10,708 | \$27,719 | \$14,497 |
| Other trans. [(E800-7,E826)(.0-.2,.8,.9)],E827-9,E831,E833-45 | 2 | 9 | 219 | \$23,639 | \$21,801 | \$24,990 | \$47,278 |
| Mechanism unspecified | 1 | 29 | 378 | \$131,240 | \$21,585 | \$18,504 | \$131,240 |
| Intentional injuries | 10 | 219 | 2,057 | \$11,814 | \$10,640 | \$16,131 | \$118,136 |
| Assault | 1 | 3 | 324 | \$9,885 | \$13,131 | \$25,523 | \$9,885 |
| Unarmed fight,striking by blunt/thrown object | 1 | 1 | 129 | \$9,885 | \$9,885 | \$21,514 | \$9,885 |
| Self-inflicted | 9 | 216 | 1,719 | \$12,028 | \$10,605 | \$14,343 | \$108,251 |
| Poisoning | 9 | 201 | 1,426 | \$12,028 | \$10,703 | \$12,215 | \$108,251 |
| Adverse effects of medical treatment | 33 | 615 | 6,463 | \$16,304 | \$18,306 | \$21,949 | \$554,270 |

| Type of Injury**** | Hospital | Peer | State | Hospital | Peer | State | Hospital |
|-----------------------------|----------|-------|--------|----------|----------|----------|-------------|
| All Encounters | 153 | 1,181 | 14,342 | \$24,036 | \$18,212 | \$26,704 | \$4,296,332 |
| Fractures | 80 | 496 | 6,341 | \$28,361 | \$22,758 | \$31,147 | \$2,658,054 |
| Intracranial | 2 | 11 | 1,109 | \$16,455 | \$12,158 | \$29,120 | \$32,910 |
| Contusions | 1 | 5 | 96 | \$21,071 | \$10,644 | \$13,768 | \$21,071 |
| Foreign bodies | 1 | 8 | 51 | \$7,195 | \$9,430 | \$17,006 | \$7,195 |
| Poisoning and toxic effects | 38 | 394 | 2,405 | \$15,706 | \$12,258 | \$13,867 | \$696,812 |
| Other injury | 31 | 236 | 3,731 | \$24,718 | \$20,137 | \$27,455 | \$880,290 |

* Outliers were excluded in the calculation of average charges.

** Excludes professional fees.

*** Based on ICD-9 E-Code.

**** Based on Principal Diagnosis.

Table 24
ED Inpatient Encounters Due to Injury or Poisoning
January 1, 2009 to December 31, 2009

Health District of Hospital: TriCounty
Inpatient Peer group: Acute, rural, low CMI (n=16)

County: Duchesne
Ownership: Government

ED beds: 7
Affiliation: Freestanding

| Intent and mechanism of injury*** | # of Encounters | | | Average ER Charges (\$)* | | | Total Charges (\$) ** |
|---|-----------------|------|--------|--------------------------|----------|----------|-----------------------|
| | Hospital | Peer | State | Hospital | Peer | State | Hospital |
| All Injury Encounters | 79 | 798 | 20,149 | \$9,817 | \$10,750 | \$22,610 | \$775,529 |
| Unintentional injuries | 56 | 485 | 11,323 | \$10,931 | \$10,757 | \$24,367 | \$612,141 |
| Falls | 20 | 228 | 5,603 | \$10,205 | \$11,809 | \$23,903 | \$204,091 |
| Motor vehicle traffic | 2 | 43 | 1,663 | \$6,059 | \$9,257 | \$35,801 | \$12,118 |
| Cutting or piercing instruments or objects | 1 | 5 | 92 | \$13,765 | \$8,555 | \$15,308 | \$13,765 |
| Natural and environmental factors | 3 | 23 | 236 | \$6,448 | \$8,233 | \$15,158 | \$19,345 |
| Poisoning | 2 | 55 | 873 | \$8,170 | \$7,975 | \$13,545 | \$16,339 |
| Pedal cyc,nontraff/c/other | 1 | 5 | 248 | \$9,146 | \$4,998 | \$20,269 | \$9,146 |
| Other trans. [(E800-7,E826)(.0-.2,.8,.9)],E827-9,E831,E833-45 | 3 | 17 | 219 | \$8,601 | \$9,697 | \$24,990 | \$25,803 |
| Other and not elsewhere classified | 24 | 53 | 899 | \$12,981 | \$12,543 | \$24,465 | \$311,533 |
| Intentional injuries | 7 | 64 | 2,057 | \$6,549 | \$6,816 | \$16,131 | \$45,845 |
| Assault | 2 | 5 | 324 | \$12,760 | \$9,913 | \$25,523 | \$25,519 |
| Cutting or piercing instrument | 1 | 1 | 75 | \$19,259 | \$19,259 | \$22,948 | \$19,259 |
| Other mechanism | 1 | 2 | 95 | \$6,260 | \$7,306 | \$28,051 | \$6,260 |
| Self-inflicted | 5 | 58 | 1,719 | \$4,065 | \$6,606 | \$14,343 | \$20,326 |
| Poisoning | 5 | 54 | 1,426 | \$4,065 | \$6,751 | \$12,215 | \$20,326 |
| Injuries of undetermined intent | 3 | 12 | 280 | \$4,668 | \$7,291 | \$14,952 | \$14,005 |
| Adverse effects of medical treatment | 11 | 235 | 6,463 | \$6,785 | \$11,954 | \$21,949 | \$74,632 |
| Unknown | 2 | 2 | 26 | \$14,453 | \$14,453 | \$19,733 | \$28,906 |

| Type of Injury**** | Hospital | Peer | State | Hospital | Peer | State | Hospital |
|-----------------------------|----------|------|--------|----------|----------|----------|-----------|
| All Encounters | 62 | 490 | 14,342 | \$11,285 | \$11,299 | \$26,704 | \$699,647 |
| Fractures | 34 | 199 | 6,341 | \$13,177 | \$15,003 | \$31,147 | \$448,015 |
| Sprains | 1 | 6 | 73 | \$14,731 | \$10,493 | \$14,405 | \$14,731 |
| Intracranial | 1 | 26 | 1,109 | \$7,941 | \$6,958 | \$29,120 | \$7,941 |
| Open wounds | 1 | 8 | 328 | \$6,260 | \$6,653 | \$19,657 | \$6,260 |
| Contusions | 1 | 7 | 96 | \$4,612 | \$7,970 | \$13,768 | \$4,612 |
| Poisoning and toxic effects | 10 | 139 | 2,405 | \$4,878 | \$7,907 | \$13,867 | \$48,776 |
| Other injury | 14 | 91 | 3,731 | \$12,094 | \$9,985 | \$27,455 | \$169,313 |

* Outliers were excluded in the calculation of average charges.
** Excludes professional fees.

*** Based on ICD-9 E-Code.
**** Based on Principal Diagnosis.

Health District of Hospital: Salt Lake County
Inpatient Peer group: Acute, urban, high CMI (n=2)

County: Salt Lake
Ownership: Government

ED beds: 28
Affiliation: University Healthcare

| Intent and mechanism of injury*** | # of Encounters | | | Average ER Charges (\$)* | | | Total Charges (\$)*** |
|---|-----------------|-------|--------|--------------------------|----------|----------|-----------------------|
| | Hospital | Peer | State | Hospital | Peer | State | Hospital |
| All Injury Encounters | 2,122 | 6,066 | 20,149 | \$31,579 | \$29,411 | \$22,610 | \$72,892,467 |
| Unintentional injuries | 1,623 | 3,831 | 11,323 | \$34,011 | \$31,360 | \$24,367 | \$59,908,546 |
| Falls | 663 | 1,659 | 5,603 | \$31,456 | \$29,406 | \$23,903 | \$23,043,726 |
| Motor vehicle traffic | 364 | 901 | 1,663 | \$47,316 | \$42,582 | \$35,801 | \$18,471,702 |
| Struck against or accidentally by object or persons | 84 | 161 | 399 | \$25,203 | \$23,168 | \$18,600 | \$2,317,138 |
| Overexertion and strenuous movements | 11 | 44 | 200 | \$24,975 | \$22,517 | \$19,302 | \$274,726 |
| Cutting or piercing instruments or objects | 21 | 40 | 92 | \$14,216 | \$14,763 | \$15,308 | \$298,528 |
| Natural and environmental factors | 23 | 54 | 236 | \$14,510 | \$16,743 | \$15,158 | \$444,539 |
| Poisoning | 35 | 173 | 873 | \$13,447 | \$17,061 | \$13,545 | \$470,631 |
| Fire and flames, hot subst/object caustic | 40 | 46 | 70 | \$42,440 | \$47,229 | \$35,859 | \$1,677,433 |
| Machinery | 38 | 65 | 88 | \$27,306 | \$27,521 | \$25,697 | \$1,081,901 |
| Pedal cyc,nontraffic/other | 54 | 103 | 248 | \$29,364 | \$24,947 | \$20,269 | \$1,736,918 |
| Motor vehicle, nontraffic | 54 | 100 | 277 | \$39,255 | \$35,892 | \$27,719 | \$2,174,526 |
| Other trans. [(E800-7,E826)(.0-.2,.8,.9)],E827-9,E831,E833-45 | 41 | 93 | 219 | \$27,426 | \$31,676 | \$24,990 | \$1,291,650 |
| Suffocation | 2 | 6 | 46 | \$8,326 | \$14,882 | \$24,885 | \$16,653 |
| Firearm missile | 11 | 23 | 32 | \$32,189 | \$25,587 | \$49,955 | \$368,869 |
| Other and not elsewhere classified | 166 | 306 | 899 | \$32,046 | \$29,275 | \$24,465 | \$5,889,467 |
| Mechanism unspecified | 16 | 57 | 378 | \$21,884 | \$21,115 | \$18,504 | \$350,139 |
| Intentional injuries | 211 | 504 | 2,057 | \$25,608 | \$26,325 | \$16,131 | \$5,684,610 |
| Assault | 89 | 198 | 324 | \$25,608 | \$28,277 | \$25,523 | \$2,400,279 |
| Unarmed fight,striking by blunt/thrown object | 39 | 80 | 129 | \$17,618 | \$22,260 | \$21,514 | \$687,084 |
| Cutting or piercing instrument | 19 | 53 | 75 | \$22,604 | \$24,233 | \$22,948 | \$429,480 |
| Firearm | 6 | 20 | 25 | \$28,712 | \$51,624 | \$45,298 | \$194,883 |
| Other mechanism | 25 | 45 | 95 | \$40,323 | \$34,001 | \$28,051 | \$1,088,831 |
| Self-inflicted | 120 | 300 | 1,719 | \$25,723 | \$24,795 | \$14,343 | \$3,246,704 |
| Poisoning | 80 | 211 | 1,426 | \$13,372 | \$15,010 | \$12,215 | \$1,242,062 |
| Cutting and piercing instrument | 19 | 41 | 184 | \$22,725 | \$28,254 | \$16,137 | \$431,775 |
| Suffocation | 5 | 11 | 35 | \$30,371 | \$34,745 | \$20,715 | \$151,853 |
| Other mechanism | 16 | 37 | 74 | \$88,813 | \$72,480 | \$48,358 | \$1,421,014 |
| Other cause of violence | 2 | 6 | 14 | \$18,814 | \$38,403 | \$22,348 | \$37,627 |
| Injuries of undetermined intent | 20 | 41 | 280 | \$19,994 | \$21,373 | \$14,952 | \$399,889 |
| Adverse effects of medical treatment | 267 | 1,676 | 6,463 | \$22,489 | \$26,157 | \$21,949 | \$6,886,099 |
| Unknown | 1 | 14 | 26 | \$13,323 | \$20,962 | \$19,733 | \$13,323 |

| Type of Injury**** | Hospital | Peer | State | Hospital | Peer | State | Hospital |
|-----------------------------|----------|-------|--------|----------|----------|----------|--------------|
| All Encounters | 2,085 | 4,977 | 14,342 | \$38,672 | \$35,085 | \$26,704 | \$95,290,726 |
| Fractures | 975 | 2,232 | 6,341 | \$42,963 | \$40,654 | \$31,147 | \$44,964,400 |
| Sprains | 6 | 26 | 73 | \$15,742 | \$17,610 | \$14,405 | \$94,449 |
| Intracranial | 223 | 589 | 1,109 | \$42,083 | \$33,239 | \$29,120 | \$10,728,025 |
| Open wounds | 95 | 196 | 328 | \$20,354 | \$19,988 | \$19,657 | \$2,172,690 |
| Superficial | 5 | 7 | 21 | \$17,091 | \$16,117 | \$12,279 | \$100,226 |
| Contusions | 11 | 35 | 96 | \$16,699 | \$16,373 | \$13,768 | \$183,687 |
| Foreign bodies | 2 | 5 | 51 | \$12,813 | \$15,125 | \$17,006 | \$25,626 |
| Burns | 69 | 73 | 87 | \$89,232 | \$84,317 | \$71,734 | \$12,936,962 |
| Complications | 12 | 27 | 100 | \$14,711 | \$20,984 | \$15,857 | \$274,305 |
| Poisoning and toxic effects | 122 | 421 | 2,405 | \$15,031 | \$17,369 | \$13,867 | \$2,114,234 |
| Other injury | 565 | 1,366 | 3,731 | \$33,914 | \$33,263 | \$27,455 | \$21,696,123 |

* Outliers were excluded in the calculation of average charges.
** Excludes professional fees.

*** Based on ICD-9 E-Code.
**** Based on Principal Diagnosis.

Health District of Hospital: Salt Lake County
Inpatient Peer group: None (n=4)

County: Salt Lake
Ownership: Government

ED beds: 0
Affiliation: University Healthcare

| Intent and mechanism of injury*** | # of Encounters | | | Average ER Charges (\$)* | | | Total Charges (\$) ** |
|--------------------------------------|-----------------|------|--------|--------------------------|------|----------|-----------------------|
| | Hospital | Peer | State | Hospital | Peer | State | Hospital |
| All Injury Encounters | 137 | . | 20,149 | \$20,761 | . | \$22,610 | \$3,752,444 |
| Unintentional injuries | 16 | . | 11,323 | \$24,045 | . | \$24,367 | \$470,281 |
| Falls | 12 | . | 5,603 | \$25,874 | . | \$23,903 | \$394,225 |
| Natural and environmental factors | 2 | . | 236 | \$29,715 | . | \$15,158 | \$59,429 |
| Poisoning | 1 | . | 873 | \$8,042 | . | \$13,545 | \$8,042 |
| Other and not elsewhere classified | 1 | . | 899 | \$8,585 | . | \$24,465 | \$8,585 |
| Injuries of undetermined intent | 2 | . | 280 | \$6,372 | . | \$14,952 | \$78,105 |
| Adverse effects of medical treatment | 119 | . | 6,463 | \$20,449 | . | \$21,949 | \$3,204,058 |

| Type of Injury**** | Hospital | Peer | State | Hospital | Peer | State | Hospital |
|-----------------------------|----------|------|--------|----------|------|----------|-------------|
| All Encounters | 55 | . | 14,342 | \$17,415 | . | \$26,704 | \$1,942,522 |
| Fractures | 1 | . | 6,341 | \$3,409 | . | \$31,147 | \$3,409 |
| Intracranial | 1 | . | 1,109 | \$39,546 | . | \$29,120 | \$39,546 |
| Contusions | 1 | . | 96 | . | . | \$13,768 | \$109,609 |
| Foreign bodies | 1 | . | 51 | \$8,955 | . | \$17,006 | \$8,955 |
| Poisoning and toxic effects | 2 | . | 2,405 | \$6,372 | . | \$13,867 | \$78,105 |
| Other injury | 49 | . | 3,731 | \$17,686 | . | \$27,455 | \$1,702,898 |

* Outliers were excluded in the calculation of average charges.
** Excludes professional fees.

*** Based on ICD-9 E-Code.
**** Based on Principal Diagnosis.

Health District of Hospital: Utah County
Inpatient Peer group: Acute, urban, upper medium CMI (n=4)

County: Utah
Ownership: Not for profit

ED beds: 20
Affiliation: Intermountain Healthcare

| Intent and mechanism of injury*** | # of Encounters | | | Average ER Charges (\$)* | | | Total Charges (\$)*** |
|---|-----------------|-------|--------|--------------------------|----------|----------|-----------------------|
| | Hospital | Peer | State | Hospital | Peer | State | Hospital |
| All Injury Encounters | 1,559 | 4,488 | 20,149 | \$26,546 | \$23,524 | \$22,610 | \$43,816,260 |
| Unintentional injuries | 961 | 2,481 | 11,323 | \$29,618 | \$25,906 | \$24,367 | \$30,200,697 |
| Falls | 436 | 1,295 | 5,603 | \$27,580 | \$26,118 | \$23,903 | \$12,305,093 |
| Motor vehicle traffic | 165 | 308 | 1,663 | \$44,714 | \$37,709 | \$35,801 | \$8,412,834 |
| Struck against or accidentally by object or persons | 28 | 68 | 399 | \$22,097 | \$22,199 | \$18,600 | \$637,956 |
| Overexertion and strenuous movements | 18 | 44 | 200 | \$24,526 | \$20,197 | \$19,302 | \$501,031 |
| Cutting or piercing instruments or objects | 2 | 13 | 92 | \$8,922 | \$15,029 | \$15,308 | \$17,843 |
| Natural and environmental factors | 13 | 40 | 236 | \$16,264 | \$16,069 | \$15,158 | \$211,426 |
| Poisoning | 39 | 215 | 873 | \$10,600 | \$13,694 | \$13,545 | \$492,773 |
| Fire and flames, hot subst/object caustic | 1 | 5 | 70 | \$6,679 | \$14,025 | \$35,859 | \$6,679 |
| Machinery | 5 | 6 | 88 | \$36,842 | \$34,692 | \$25,697 | \$184,209 |
| Pedal cyc,nontraffic/other | 23 | 36 | 248 | \$21,513 | \$20,049 | \$20,269 | \$494,798 |
| Motor vehicle, nontraffic | 45 | 62 | 277 | \$31,927 | \$28,395 | \$27,719 | \$1,482,044 |
| Other trans. [(E800-7,E826)(.0-.2,.8,.9)],E827-9,E831,E833-45 | 27 | 45 | 219 | \$33,658 | \$27,104 | \$24,990 | \$908,754 |
| Suffocation | 3 | 11 | 46 | \$19,748 | \$35,444 | \$24,885 | \$87,416 |
| Firearm missile | 4 | 6 | 32 | \$14,830 | \$20,419 | \$49,955 | \$59,318 |
| Other and not elsewhere classified | 110 | 211 | 899 | \$31,001 | \$28,162 | \$24,465 | \$3,489,194 |
| Mechanism unspecified | 42 | 116 | 378 | \$20,684 | \$20,385 | \$18,504 | \$909,328 |
| Intentional injuries | 179 | 563 | 2,057 | \$14,096 | \$13,535 | \$16,131 | \$2,801,451 |
| Assault | 18 | 53 | 324 | \$24,427 | \$22,318 | \$25,523 | \$466,435 |
| Unarmed fight,striking by blunt/thrown object | 10 | 25 | 129 | \$30,741 | \$26,134 | \$21,514 | \$310,424 |
| Cutting or piercing instrument | 5 | 13 | 75 | \$20,355 | \$21,700 | \$22,948 | \$123,270 |
| Other mechanism | 3 | 14 | 95 | \$10,914 | \$16,398 | \$28,051 | \$32,742 |
| Self-inflicted | 159 | 505 | 1,719 | \$13,095 | \$12,654 | \$14,343 | \$2,317,885 |
| Poisoning | 112 | 409 | 1,426 | \$11,805 | \$12,131 | \$12,215 | \$1,356,973 |
| Cutting and piercing instrument | 27 | 70 | 184 | \$12,971 | \$12,343 | \$16,137 | \$388,134 |
| Suffocation | 2 | 5 | 35 | \$9,845 | \$20,072 | \$20,715 | \$19,690 |
| Other mechanism | 18 | 21 | 74 | \$22,570 | \$22,935 | \$48,358 | \$553,088 |
| Other cause of violence | 2 | 5 | 14 | \$8,565 | \$11,366 | \$22,348 | \$17,131 |
| Injuries of undetermined intent | 26 | 56 | 280 | \$20,633 | \$17,307 | \$14,952 | \$612,136 |
| Adverse effects of medical treatment | 393 | 1,383 | 6,463 | \$24,993 | \$23,549 | \$21,949 | \$10,201,975 |

| Type of Injury**** | Hospital | Peer | State | Hospital | Peer | State | Hospital |
|-----------------------------|----------|-------|--------|----------|----------|----------|--------------|
| All Encounters | 1,131 | 3,158 | 14,342 | \$31,756 | \$28,346 | \$26,704 | \$38,438,606 |
| Fractures | 599 | 1,471 | 6,341 | \$35,931 | \$33,162 | \$31,147 | \$23,009,196 |
| Sprains | 3 | 12 | 73 | \$21,299 | \$12,837 | \$14,405 | \$63,898 |
| Intracranial | 111 | 211 | 1,109 | \$40,928 | \$33,789 | \$29,120 | \$4,801,903 |
| Open wounds | 25 | 43 | 328 | \$16,559 | \$18,812 | \$19,657 | \$498,014 |
| Contusions | 3 | 20 | 96 | \$20,696 | \$15,512 | \$13,768 | \$62,089 |
| Foreign bodies | 1 | 8 | 51 | \$27,939 | \$30,114 | \$17,006 | \$27,939 |
| Burns | 1 | 1 | 87 | \$6,679 | \$6,679 | \$71,734 | \$6,679 |
| Complications | 5 | 16 | 100 | \$24,349 | \$19,760 | \$15,857 | \$121,744 |
| Poisoning and toxic effects | 139 | 567 | 2,405 | \$13,898 | \$14,525 | \$13,867 | \$2,154,425 |
| Other injury | 244 | 807 | 3,731 | \$29,421 | \$29,096 | \$27,455 | \$7,692,717 |

* Outliers were excluded in the calculation of average charges.

** Excludes professional fees.

*** Based on ICD-9 E-Code.

**** Based on Principal Diagnosis.

Health District of Hospital: Southwest Utah
Inpatient Peer group: Acute, rural, high CMI (n=7)

County: Iron
Ownership: Not for profit

ED beds: 7
Affiliation: Intermountain Healthcare

| Intent and mechanism of injury*** | # of Encounters | | | Average ER Charges (\$)* | | | Total Charges (\$)*** |
|---|-----------------|-------|--------|--------------------------|----------|----------|-----------------------|
| | Hospital | Peer | State | Hospital | Peer | State | Hospital |
| All Injury Encounters | 226 | 2,573 | 20,149 | \$12,629 | \$16,855 | \$22,610 | \$2,854,162 |
| Unintentional injuries | 151 | 1,397 | 11,323 | \$13,063 | \$16,959 | \$24,367 | \$1,972,563 |
| Falls | 70 | 756 | 5,603 | \$15,476 | \$18,358 | \$23,903 | \$1,083,348 |
| Motor vehicle traffic | 19 | 148 | 1,663 | \$12,447 | \$20,145 | \$35,801 | \$236,490 |
| Struck against or accidentally by object or persons | 5 | 41 | 399 | \$12,926 | \$10,205 | \$18,600 | \$64,630 |
| Overexertion and strenuous movements | 5 | 33 | 200 | \$9,171 | \$16,250 | \$19,302 | \$45,857 |
| Natural and environmental factors | 3 | 27 | 236 | \$6,015 | \$10,356 | \$15,158 | \$18,045 |
| Poisoning | 8 | 115 | 873 | \$9,249 | \$10,965 | \$13,545 | \$73,992 |
| Fire and flames, hot subst/object caustic | 1 | 8 | 70 | \$10,440 | \$8,709 | \$35,859 | \$10,440 |
| Machinery | 1 | 8 | 88 | \$9,556 | \$13,877 | \$25,697 | \$9,556 |
| Pedal cyc,nontraffic/other | 3 | 29 | 248 | \$12,893 | \$14,169 | \$20,269 | \$38,679 |
| Motor vehicle, nontraffic | 13 | 49 | 277 | \$12,514 | \$16,822 | \$27,719 | \$162,681 |
| Other trans. [(E800-7,E826)(.0-.2,.8,.9)],E827-9,E831,E833-45 | 3 | 22 | 219 | \$10,152 | \$14,986 | \$24,990 | \$30,456 |
| Other and not elsewhere classified | 12 | 82 | 899 | \$9,214 | \$16,877 | \$24,465 | \$110,567 |
| Mechanism unspecified | 8 | 70 | 378 | \$10,978 | \$15,757 | \$18,504 | \$87,822 |
| Intentional injuries | 12 | 224 | 2,057 | \$6,525 | \$11,257 | \$16,131 | \$78,301 |
| Assault | 2 | 20 | 324 | \$12,248 | \$13,723 | \$25,523 | \$24,496 |
| Unarmed fight,striking by blunt/thrown object | 1 | 11 | 129 | \$18,256 | \$13,094 | \$21,514 | \$18,256 |
| Other mechanism | 1 | 3 | 95 | \$6,240 | \$5,953 | \$28,051 | \$6,240 |
| Self-inflicted | 10 | 202 | 1,719 | \$5,380 | \$11,015 | \$14,343 | \$53,805 |
| Poisoning | 8 | 175 | 1,426 | \$5,473 | \$11,023 | \$12,215 | \$43,783 |
| Cutting and piercing instrument | 1 | 16 | 184 | \$7,562 | \$11,463 | \$16,137 | \$7,562 |
| Suffocation | 1 | 6 | 35 | \$2,459 | \$6,182 | \$20,715 | \$2,459 |
| Injuries of undetermined intent | 8 | 49 | 280 | \$9,136 | \$10,342 | \$14,952 | \$73,091 |
| Adverse effects of medical treatment | 55 | 902 | 6,463 | \$13,277 | \$18,464 | \$21,949 | \$730,208 |

| Type of Injury**** | Hospital | Peer | State | Hospital | Peer | State | Hospital |
|-----------------------------|----------|-------|--------|----------|----------|----------|-------------|
| All Encounters | 148 | 1,695 | 14,342 | \$13,345 | \$17,293 | \$26,704 | \$1,975,090 |
| Fractures | 77 | 815 | 6,341 | \$15,955 | \$20,337 | \$31,147 | \$1,228,534 |
| Sprains | 2 | 6 | 73 | \$7,729 | \$10,083 | \$14,405 | \$15,459 |
| Intracranial | 9 | 68 | 1,109 | \$8,370 | \$11,197 | \$29,120 | \$75,332 |
| Open wounds | 1 | 19 | 328 | \$7,635 | \$10,974 | \$19,657 | \$7,635 |
| Contusions | 1 | 10 | 96 | \$14,434 | \$13,389 | \$13,768 | \$14,434 |
| Complications | 4 | 16 | 100 | \$7,553 | \$9,263 | \$15,857 | \$30,211 |
| Poisoning and toxic effects | 19 | 314 | 2,405 | \$9,172 | \$11,595 | \$13,867 | \$174,270 |
| Other injury | 35 | 434 | 3,731 | \$12,263 | \$17,676 | \$27,455 | \$429,216 |

* Outliers were excluded in the calculation of average charges.

** Excludes professional fees.

*** Based on ICD-9 E-Code.

**** Based on Principal Diagnosis.

Table 25
ED Inpatient Encounters by Top-Volume Diagnostic Categories
January 1, 2009 to December 31, 2009

Health District of Hospital: Southeastern Utah
Inpatient Peer group: Acute, rural, low CMI (n=16)

County: Grand
Ownership: Government

ED beds: 3
Affiliation: Management

| | Number of Encounters | | | Charges(\$)* | | |
|--------------------|----------------------|-------|--------|--------------|--------------|-----------------|
| | Hospital | Peer | State | Hospital | Peer | State |
| Total ER charges | 259 | 4,522 | 86,035 | \$1,813,956 | \$45,077,766 | \$1,915,837,458 |
| Average ER charges | . | . | . | \$7,004 | \$9,582 | \$20,469 |

| Principal Diagnosis Group and ICD-9 Codes** | Number of Encounters | | | Average Charges (\$)*** | | |
|---|----------------------|-------|--------|-------------------------|----------|----------|
| | Hospital | Peer | State | Hospital | Peer | State |
| Diabetes 250.0-250.9 | 6 | 127 | 1,713 | \$12,313 | \$8,249 | \$12,713 |
| Heart dis. excl. ischemic 391-392.0,393-398,402,404,415,416,420-429 | 27 | 310 | 5,773 | \$7,266 | \$10,932 | \$22,440 |
| Acute upper respiratory inf., excl. pharyngitis 460-461,463-466 | 3 | 84 | 1,725 | \$6,230 | \$5,885 | \$8,898 |
| Pneumonia 480-486 | 26 | 518 | 4,540 | \$8,410 | \$10,012 | \$16,023 |
| Chronic and unspedified bronchitis 490-491 | 2 | 81 | 943 | \$9,955 | \$12,851 | \$16,176 |
| Asthma 493 | 4 | 98 | 1,360 | \$7,328 | \$7,563 | \$10,232 |
| Noninfectious enteritis and colitis 555-558 | 2 | 76 | 943 | \$5,604 | \$8,119 | \$19,409 |
| Urinary tract infection, site not specified 599.0 | 6 | 83 | 1,205 | \$8,601 | \$10,621 | \$12,060 |
| Rheumatism, excluding back 725-729 | 4 | 24 | 388 | \$6,869 | \$9,647 | \$17,341 |
| Chest pain 786.5 | 11 | 120 | 1,138 | \$4,317 | \$7,867 | \$12,152 |
| Abdominal pain 789.0 | 3 | 71 | 523 | \$7,039 | \$9,520 | \$12,338 |
| Fractures, excluding lower limb 800-819 | 6 | 99 | 3,237 | \$9,796 | \$10,910 | \$33,436 |
| Fracture of lower limb 820-829 | 1 | 100 | 3,104 | \$1,901 | \$19,056 | \$28,772 |
| Contusion with intact skin surface 920-924 | 1 | 7 | 96 | \$7,859 | \$7,970 | \$13,768 |
| All other | 157 | 2,654 | 58,174 | \$6,560 | \$9,234 | \$20,854 |

* Excludes professional fees.

** Based on Principal Diagnosis.

*** Outliers were excluded in the calculation of average charges.

Table 25
ED Inpatient Encounters by Top-Volume Diagnostic Categories
January 1, 2009 to December 31, 2009

Health District of Hospital: Salt Lake County
Inpatient Peer group: Acute, urban, low CMI (n=6)

County: Salt Lake
Ownership: Not for profit

ED beds: 17
Affiliation: Intermountain Healthcare

| | Number of Encounters | | | Charges(\$)* | | |
|--------------------|----------------------|-------|--------|--------------|---------------|-----------------|
| | Hospital | Peer | State | Hospital | Peer | State |
| Total ER charges | 1,956 | 8,614 | 86,035 | \$27,865,517 | \$165,708,361 | \$1,915,837,458 |
| Average ER charges | . | . | . | \$13,987 | \$17,708 | \$20,469 |

Principal Diagnosis Group and ICD-9 Codes**

| | | Number of Encounters | | | Average Charges (\$)*** | | |
|---|---|----------------------|-------|--------|-------------------------|----------|----------|
| | | Hospital | Peer | State | Hospital | Peer | State |
| Diabetes | 250.0-250.9 | 43 | 194 | 1,713 | \$10,231 | \$13,521 | \$12,713 |
| Heart dis. excl. ischemic | 391-392.0,393-398,402,404,415,416,420-429 | 138 | 683 | 5,773 | \$11,776 | \$18,655 | \$22,440 |
| Acute upper respiratory inf., excl. pharyngitis | 460-461,463-466 | 3 | 70 | 1,725 | \$6,318 | \$7,738 | \$8,898 |
| Pneumonia | 480-486 | 138 | 539 | 4,540 | \$12,936 | \$15,553 | \$16,023 |
| Chronic and unspedified bronchitis | 490-491 | 19 | 94 | 943 | \$10,924 | \$14,105 | \$16,176 |
| Asthma | 493 | 12 | 121 | 1,360 | \$11,426 | \$11,988 | \$10,232 |
| Noninfectious enteritis and colitis | 555-558 | 26 | 119 | 943 | \$13,214 | \$17,475 | \$19,409 |
| Urinary tract infection, site not specified | 599.0 | 35 | 161 | 1,205 | \$9,678 | \$12,210 | \$12,060 |
| Dorsopathies | 720-724 | 2 | 37 | 367 | \$8,965 | \$16,493 | \$23,643 |
| Rheumatism, excluding back | 725-729 | 9 | 30 | 388 | \$13,075 | \$14,358 | \$17,341 |
| Convulsions | 780.3 | 2 | 16 | 254 | \$6,680 | \$11,272 | \$12,231 |
| Headache and migraine | 784.0,346.90 | 1 | 2 | 94 | \$10,208 | \$9,322 | \$12,185 |
| Chest pain | 786.5 | 38 | 152 | 1,138 | \$6,497 | \$12,033 | \$12,152 |
| Abdominal pain | 789.0 | 4 | 61 | 523 | \$9,304 | \$12,221 | \$12,338 |
| Fractures, excluding lower limb | 800-819 | 36 | 145 | 3,237 | \$17,017 | \$16,173 | \$33,436 |
| Fracture of lower limb | 820-829 | 88 | 351 | 3,104 | \$22,164 | \$25,419 | \$28,772 |
| Sprains and strains of back | 846-847 | 2 | 6 | 38 | \$4,611 | \$10,485 | \$11,908 |
| Superficial injury | 910-919 | 2 | 2 | 21 | \$8,975 | \$8,975 | \$12,279 |
| Contusion with intact skin surface | 920-924 | 1 | 5 | 96 | \$7,082 | \$10,644 | \$13,768 |
| All other | | 1,357 | 5,812 | 58,174 | \$14,318 | \$18,242 | \$20,854 |

* Excludes professional fees.

** Based on Principal Diagnosis.

*** Outliers were excluded in the calculation of average charges.

Table 25
ED Inpatient Encounters by Top-Volume Diagnostic Categories
January 1, 2009 to December 31, 2009

Health District of Hospital: Utah County
Inpatient Peer group: Acute, urban, low CMI (n=6)

County: Utah
Ownership: Not for profit

ED beds: 11
Affiliation: Intermountain Healthcare

| | Number of Encounters | | | Charges(\$)* | | |
|--------------------|----------------------|-------|--------|--------------|---------------|-----------------|
| | Hospital | Peer | State | Hospital | Peer | State |
| Total ER charges | 2,080 | 8,614 | 86,035 | \$29,572,741 | \$165,708,361 | \$1,915,837,458 |
| Average ER charges | . | . | . | \$14,033 | \$17,708 | \$20,469 |

| Principal Diagnosis Group and ICD-9 Codes** | Number of Encounters | | | Average Charges (\$)*** | | |
|---|----------------------|-------|--------|-------------------------|----------|----------|
| | Hospital | Peer | State | Hospital | Peer | State |
| Diabetes 250.0-250.9 | 42 | 194 | 1,713 | \$10,881 | \$13,521 | \$12,713 |
| Otitis media and Eustachian tube disorders 381-382 | 1 | 1 | 28 | \$6,690 | \$6,690 | \$7,626 |
| Heart dis. excl. ischemic 391-392.0,393-398,402,404,415,416,420-429 | 177 | 683 | 5,773 | \$14,091 | \$18,655 | \$22,440 |
| Acute upper respiratory inf., excl. pharyngitis 460-461,463-466 | 40 | 70 | 1,725 | \$6,900 | \$7,738 | \$8,898 |
| Pneumonia 480-486 | 123 | 539 | 4,540 | \$12,633 | \$15,553 | \$16,023 |
| Chronic and unspecified bronchitis 490-491 | 10 | 94 | 943 | \$10,536 | \$14,105 | \$16,176 |
| Asthma 493 | 22 | 121 | 1,360 | \$6,954 | \$11,988 | \$10,232 |
| Noninfectious enteritis and colitis 555-558 | 30 | 119 | 943 | \$15,077 | \$17,475 | \$19,409 |
| Urinary tract infection, site not specified 599.0 | 44 | 161 | 1,205 | \$9,261 | \$12,210 | \$12,060 |
| Dorsopathies 720-724 | 9 | 37 | 367 | \$12,675 | \$16,493 | \$23,643 |
| Rheumatism, excluding back 725-729 | 1 | 30 | 388 | \$8,892 | \$14,358 | \$17,341 |
| Convulsions 780.3 | 6 | 16 | 254 | \$9,090 | \$11,272 | \$12,231 |
| Headache and migraine 784.0,346.90 | 1 | 2 | 94 | \$8,436 | \$9,322 | \$12,185 |
| Chest pain 786.5 | 37 | 152 | 1,138 | \$9,348 | \$12,033 | \$12,152 |
| Abdominal pain 789.0 | 27 | 61 | 523 | \$9,827 | \$12,221 | \$12,338 |
| Fractures, excluding lower limb 800-819 | 46 | 145 | 3,237 | \$12,631 | \$16,173 | \$33,436 |
| Fracture of lower limb 820-829 | 91 | 351 | 3,104 | \$22,057 | \$25,419 | \$28,772 |
| Sprains and strains, excluding ankle and back 840-844,845.1,848 | 2 | 4 | 31 | \$9,875 | \$21,822 | \$17,314 |
| Sprains and strains of back 846-847 | 1 | 6 | 38 | \$9,524 | \$10,485 | \$11,908 |
| Open wound of head 870-873 | 3 | 3 | 86 | \$9,571 | \$9,571 | \$16,418 |
| Open wound, excluding head 874-897 | 3 | 6 | 242 | \$6,813 | \$17,818 | \$20,796 |
| Contusion with intact skin surface 920-924 | 1 | 5 | 96 | \$6,403 | \$10,644 | \$13,768 |
| All other | 1,363 | 5,812 | 58,174 | \$14,545 | \$18,242 | \$20,854 |

* Excludes professional fees.
** Based on Principal Diagnosis.
*** Outliers were excluded in the calculation of average charges.

Health District of Hospital: TriCounty
Inpatient Peer group: Acute, rural, high CMI (n=7)

County: Uintah
Ownership: Investor-owned

ED beds: 5
Affiliation: Lifepoint Hospitals, Inc.

| | Number of Encounters | | | Charges(\$)* | | |
|--------------------|----------------------|--------|--------|--------------|---------------|-----------------|
| | Hospital | Peer | State | Hospital | Peer | State |
| Total ER charges | 619 | 11,594 | 86,035 | \$8,186,580 | \$194,435,628 | \$1,915,837,458 |
| Average ER charges | . | . | . | \$13,122 | \$16,272 | \$20,469 |

Principal Diagnosis Group and ICD-9 Codes**

| | | Number of Encounters | | | Average Charges (\$)*** | | |
|---|---|----------------------|-------|--------|-------------------------|----------|----------|
| | | Hospital | Peer | State | Hospital | Peer | State |
| Diabetes | 250.0-250.9 | 9 | 200 | 1,713 | \$10,033 | \$12,242 | \$12,713 |
| Otitis media and Eustachian tube disorders | 381-382 | 1 | 2 | 28 | \$4,169 | \$10,280 | \$7,626 |
| Heart dis. excl. ischemic | 391-392.0,393-398,402,404,415,416,420-429 | 46 | 840 | 5,773 | \$14,281 | \$18,941 | \$22,440 |
| Acute upper respiratory inf., excl. pharyngitis | 460-461,463-466 | 6 | 111 | 1,725 | \$5,212 | \$7,043 | \$8,898 |
| Pneumonia | 480-486 | 71 | 819 | 4,540 | \$11,043 | \$12,735 | \$16,023 |
| Chronic and unspecified bronchitis | 490-491 | 25 | 165 | 943 | \$13,799 | \$12,944 | \$16,176 |
| Asthma | 493 | 14 | 119 | 1,360 | \$7,471 | \$8,473 | \$10,232 |
| Noninfectious enteritis and colitis | 555-558 | 6 | 129 | 943 | \$12,058 | \$17,388 | \$19,409 |
| Urinary tract infection, site not specified | 599.0 | 8 | 166 | 1,205 | \$7,505 | \$10,645 | \$12,060 |
| Convulsions | 780.3 | 1 | 18 | 254 | \$14,718 | \$13,709 | \$12,231 |
| Headache and migraine | 784.0,346.90 | 2 | 14 | 94 | \$8,607 | \$8,710 | \$12,185 |
| Chest pain | 786.5 | 8 | 193 | 1,138 | \$13,385 | \$9,916 | \$12,152 |
| Abdominal pain | 789.0 | 3 | 73 | 523 | \$5,550 | \$11,071 | \$12,338 |
| Fractures, excluding lower limb | 800-819 | 16 | 284 | 3,237 | \$18,223 | \$15,803 | \$33,436 |
| Fracture of lower limb | 820-829 | 34 | 531 | 3,104 | \$26,304 | \$22,745 | \$28,772 |
| Open wound, excluding head | 874-897 | 4 | 14 | 242 | \$6,953 | \$9,001 | \$20,796 |
| Contusion with intact skin surface | 920-924 | 2 | 10 | 96 | \$20,793 | \$13,389 | \$13,768 |
| All other | | 363 | 7,785 | 58,174 | \$12,550 | \$16,726 | \$20,854 |

* Excludes professional fees.

** Based on Principal Diagnosis.

*** Outliers were excluded in the calculation of average charges.

Table 25
ED Inpatient Encounters by Top-Volume Diagnostic Categories
January 1, 2009 to December 31, 2009

Health District of Hospital: Bear River
Inpatient Peer group: Acute, rural, low CMI (n=16)

County: Box Elder
Ownership: Not for profit

ED beds: 3
Affiliation: Intermountain Healthcare

| | Number of Encounters | | | Charges(\$)* | | |
|--------------------|----------------------|-------|--------|--------------|--------------|-----------------|
| | Hospital | Peer | State | Hospital | Peer | State |
| Total ER charges | 183 | 4,522 | 86,035 | \$1,783,813 | \$45,077,766 | \$1,915,837,458 |
| Average ER charges | . | . | . | \$9,748 | \$9,582 | \$20,469 |

| Principal Diagnosis Group and ICD-9 Codes** | Number of Encounters | | | Average Charges (\$)*** | | |
|---|----------------------|-------|--------|-------------------------|----------|----------|
| | Hospital | Peer | State | Hospital | Peer | State |
| Diabetes 250.0-250.9 | 9 | 127 | 1,713 | \$6,162 | \$8,249 | \$12,713 |
| Heart dis. excl. ischemic 391-392.0,393-398,402,404,415,416,420-429 | 12 | 310 | 5,773 | \$9,070 | \$10,932 | \$22,440 |
| Acute upper respiratory inf., excl. pharyngitis 460-461,463-466 | 3 | 84 | 1,725 | \$5,261 | \$5,885 | \$8,898 |
| Pneumonia 480-486 | 33 | 518 | 4,540 | \$7,905 | \$10,012 | \$16,023 |
| Asthma 493 | 2 | 98 | 1,360 | \$7,407 | \$7,563 | \$10,232 |
| Urinary tract infection , site not specified 599.0 | 8 | 83 | 1,205 | \$7,710 | \$10,621 | \$12,060 |
| Dorsopathies 720-724 | 2 | 26 | 367 | \$9,134 | \$9,178 | \$23,643 |
| Convulsions 780.3 | 2 | 22 | 254 | \$6,875 | \$5,731 | \$12,231 |
| Chest pain 786.5 | 1 | 120 | 1,138 | \$5,361 | \$7,867 | \$12,152 |
| Abdominal pain 789.0 | 1 | 71 | 523 | \$10,787 | \$9,520 | \$12,338 |
| Fractures, excluding lower limb 800-819 | 4 | 99 | 3,237 | \$12,516 | \$10,910 | \$33,436 |
| Fracture of lower limb 820-829 | 16 | 100 | 3,104 | \$16,130 | \$19,056 | \$28,772 |
| All other | 90 | 2,654 | 58,174 | \$10,112 | \$9,234 | \$20,854 |

* Excludes professional fees.
 ** Based on Principal Diagnosis.
 *** Outliers were excluded in the calculation of average charges.

Table 25
ED Inpatient Encounters by Top-Volume Diagnostic Categories
January 1, 2009 to December 31, 2009

Health District of Hospital: Southwest Utah
Inpatient Peer group: Acute, rural, low CMI (n=16)

County: Beaver
Ownership: Government

ED beds: 2
Affiliation: Freestanding

| | Number of Encounters | | | Charges(\$)* | | |
|--------------------|----------------------|-------|--------|--------------|--------------|-----------------|
| | Hospital | Peer | State | Hospital | Peer | State |
| Total ER charges | 275 | 4,522 | 86,035 | \$1,898,318 | \$45,077,766 | \$1,915,837,458 |
| Average ER charges | . | . | . | \$6,903 | \$9,582 | \$20,469 |

Principal Diagnosis Group and ICD-9 Codes**

| | | Number of Encounters | | | Average Charges (\$)** | | |
|---|---|----------------------|-------|--------|------------------------|----------|----------|
| | | Hospital | Peer | State | Hospital | Peer | State |
| Diabetes | 250.0-250.9 | 3 | 127 | 1,713 | \$7,876 | \$8,249 | \$12,713 |
| Heart dis. excl. ischemic | 391-392.0,393-398,402,404,415,416,420-429 | 20 | 310 | 5,773 | \$7,780 | \$10,932 | \$22,440 |
| Acute upper respiratory inf., excl. pharyngitis | 460-461,463-466 | 7 | 84 | 1,725 | \$5,781 | \$5,885 | \$8,898 |
| Pneumonia | 480-486 | 40 | 518 | 4,540 | \$9,063 | \$10,012 | \$16,023 |
| Chronic and unspedified bronchitis | 490-491 | 1 | 81 | 943 | \$14,447 | \$12,851 | \$16,176 |
| Asthma | 493 | 3 | 98 | 1,360 | \$4,221 | \$7,563 | \$10,232 |
| Noninfectious enteritis and colitis | 555-558 | 1 | 76 | 943 | \$6,746 | \$8,119 | \$19,409 |
| Urinary tract infection, site not specified | 599.0 | 2 | 83 | 1,205 | \$8,748 | \$10,621 | \$12,060 |
| Dorsopathies | 720-724 | 2 | 26 | 367 | \$4,877 | \$9,178 | \$23,643 |
| Convulsions | 780.3 | 1 | 22 | 254 | \$3,116 | \$5,731 | \$12,231 |
| Chest pain | 786.5 | 3 | 120 | 1,138 | \$4,317 | \$7,867 | \$12,152 |
| Abdominal pain | 789.0 | 2 | 71 | 523 | \$5,073 | \$9,520 | \$12,338 |
| Fractures, excluding lower limb | 800-819 | 6 | 99 | 3,237 | \$9,784 | \$10,910 | \$33,436 |
| Fracture of lower limb | 820-829 | 2 | 100 | 3,104 | \$9,879 | \$19,056 | \$28,772 |
| Sprains and strains, excluding ankle and back | 840-844,845.1,848 | 1 | 3 | 31 | \$6,646 | \$8,992 | \$17,314 |
| Sprains and strains of back | 846-847 | 1 | 3 | 38 | \$8,206 | \$11,993 | \$11,908 |
| Open wound of head | 870-873 | 1 | 2 | 86 | \$4,806 | \$4,219 | \$16,418 |
| Open wound, excluding head | 874-897 | 1 | 6 | 242 | \$3,375 | \$7,464 | \$20,796 |
| All other | | 178 | 2,654 | 58,174 | \$6,333 | \$9,234 | \$20,854 |

* Excludes professional fees.

** Based on Principal Diagnosis.

*** Outliers were excluded in the calculation of average charges.

Health District of Hospital: Bear River
Inpatient Peer group: Acute, rural, high CMI (n=7)

County: Box Elder
Ownership: Investor-owned

ED beds: 5
Affiliation: Mountainstar Healthcare

| | Number of Encounters | | | Charges(\$)* | | |
|--------------------|----------------------|--------|--------|--------------|---------------|-----------------|
| | Hospital | Peer | State | Hospital | Peer | State |
| Total ER charges | 301 | 11,594 | 86,035 | \$4,246,021 | \$194,435,628 | \$1,915,837,458 |
| Average ER charges | . | . | . | \$13,853 | \$16,272 | \$20,469 |

Principal Diagnosis Group and ICD-9 Codes**

| | Number of Encounters | | | Average Charges (\$)*** | | |
|---|----------------------|-------|--------|-------------------------|----------|----------|
| | Hospital | Peer | State | Hospital | Peer | State |
| Diabetes 250.0-250.9 | 2 | 200 | 1,713 | \$8,034 | \$12,242 | \$12,713 |
| Heart dis. excl. ischemic 391-392.0,393-398,402,404,415,416,420-429 | 14 | 840 | 5,773 | \$8,985 | \$18,941 | \$22,440 |
| Acute upper respiratory inf., excl. pharyngitis 460-461,463-466 | 1 | 111 | 1,725 | \$4,518 | \$7,043 | \$8,898 |
| Pneumonia 480-486 | 26 | 819 | 4,540 | \$11,773 | \$12,735 | \$16,023 |
| Chronic and unspedified bronchitis 490-491 | 1 | 165 | 943 | \$8,011 | \$12,944 | \$16,176 |
| Asthma 493 | 4 | 119 | 1,360 | \$5,851 | \$8,473 | \$10,232 |
| Noninfectious enteritis and colitis 555-558 | 4 | 129 | 943 | \$11,213 | \$17,388 | \$19,409 |
| Dorsopathies 720-724 | 1 | 44 | 367 | \$8,092 | \$17,439 | \$23,643 |
| Rheumatism, excluding back 725-729 | 3 | 62 | 388 | \$6,482 | \$12,787 | \$17,341 |
| Abdominal pain 789.0 | 1 | 73 | 523 | \$7,084 | \$11,071 | \$12,338 |
| Fractures, excluding lower limb 800-819 | 10 | 284 | 3,237 | \$15,381 | \$15,803 | \$33,436 |
| Fracture of lower limb 820-829 | 34 | 531 | 3,104 | \$22,937 | \$22,745 | \$28,772 |
| Open wound, excluding head 874-897 | 1 | 14 | 242 | \$12,769 | \$9,001 | \$20,796 |
| All other | 199 | 7,785 | 58,174 | \$13,364 | \$16,726 | \$20,854 |

* Excludes professional fees.

** Based on Principal Diagnosis.

*** Outliers were excluded in the calculation of average charges.

Table 25
ED Inpatient Encounters by Top-Volume Diagnostic Categories
January 1, 2009 to December 31, 2009

Health District of Hospital: Southeastern Utah
Inpatient Peer group: Acute, rural, high CMI (n=7)

County: Carbon
Ownership: Investor-owned

ED beds: 9
Affiliation: Lifepoint Hospitals, Inc.

| | Number of Encounters | | | Charges(\$)* | | |
|--------------------|----------------------|--------|--------|--------------|---------------|-----------------|
| | Hospital | Peer | State | Hospital | Peer | State |
| Total ER charges | 994 | 11,594 | 86,035 | \$13,251,241 | \$194,435,628 | \$1,915,837,458 |
| Average ER charges | . | . | . | \$13,243 | \$16,272 | \$20,469 |

| Principal Diagnosis Group and ICD-9 Codes** | Number of Encounters | | | Average Charges (\$)*** | | |
|---|----------------------|-------|--------|-------------------------|----------|----------|
| | Hospital | Peer | State | Hospital | Peer | State |
| Diabetes 250.0-250.9 | 30 | 200 | 1,713 | \$12,255 | \$12,242 | \$12,713 |
| Heart dis. excl. ischemic 391-392.0,393-398,402,404,415,416,420-429 | 75 | 840 | 5,773 | \$12,248 | \$18,941 | \$22,440 |
| Acute upper respiratory inf., excl. pharyngitis 460-461,463-466 | 25 | 111 | 1,725 | \$6,030 | \$7,043 | \$8,898 |
| Acute pharyngitis 462 | 1 | 2 | 8 | \$5,704 | \$9,390 | \$9,052 |
| Pneumonia 480-486 | 130 | 819 | 4,540 | \$10,203 | \$12,735 | \$16,023 |
| Chronic and unspedified bronchitis 490-491 | 24 | 165 | 943 | \$9,757 | \$12,944 | \$16,176 |
| Asthma 493 | 11 | 119 | 1,360 | \$5,370 | \$8,473 | \$10,232 |
| Noninfectious enteritis and colitis 555-558 | 8 | 129 | 943 | \$12,560 | \$17,388 | \$19,409 |
| Urinary tract infection, site not specified 599.0 | 10 | 166 | 1,205 | \$10,297 | \$10,645 | \$12,060 |
| Rheumatism, excluding back 725-729 | 7 | 62 | 388 | \$14,637 | \$12,787 | \$17,341 |
| Convulsions 780.3 | 5 | 18 | 254 | \$11,065 | \$13,709 | \$12,231 |
| Headache and migraine 784.0,346.90 | 2 | 14 | 94 | \$5,837 | \$8,710 | \$12,185 |
| Chest pain 786.5 | 15 | 193 | 1,138 | \$8,781 | \$9,916 | \$12,152 |
| Abdominal pain 789.0 | 4 | 73 | 523 | \$15,306 | \$11,071 | \$12,338 |
| Fractures, excluding lower limb 800-819 | 18 | 284 | 3,237 | \$12,302 | \$15,803 | \$33,436 |
| Fracture of lower limb 820-829 | 47 | 531 | 3,104 | \$26,911 | \$22,745 | \$28,772 |
| Open wound, excluding head 874-897 | 2 | 14 | 242 | \$11,317 | \$9,001 | \$20,796 |
| Superficial injury 910-919 | 1 | 2 | 21 | \$10,628 | \$7,799 | \$12,279 |
| Contusion with intact skin surface 920-924 | 1 | 10 | 96 | \$4,596 | \$13,389 | \$13,768 |
| All other | 578 | 7,785 | 58,174 | \$13,846 | \$16,726 | \$20,854 |

* Excludes professional fees.
** Based on Principal Diagnosis.
*** Outliers were excluded in the calculation of average charges.

Health District of Hospital: Central Utah
Inpatient Peer group: Acute, rural, low CMI (n=16)

County: Juab
Ownership: Not for profit

ED beds: 2
Affiliation: Freestanding

| | Number of Encounters | | | Charges(\$)* | | |
|--------------------|----------------------|-------|--------|--------------|--------------|-----------------|
| | Hospital | Peer | State | Hospital | Peer | State |
| Total ER charges | 370 | 4,522 | 86,035 | \$3,701,387 | \$45,077,766 | \$1,915,837,458 |
| Average ER charges | . | . | . | \$9,035 | \$9,582 | \$20,469 |

Principal Diagnosis Group and ICD-9 Codes**

| | | Number of Encounters | | | Average Charges (\$)*** | | |
|---|---|----------------------|-------|--------|-------------------------|----------|----------|
| | | Hospital | Peer | State | Hospital | Peer | State |
| Diabetes | 250.0-250.9 | 7 | 127 | 1,713 | \$10,940 | \$8,249 | \$12,713 |
| Otitis media and Eustachian tube disorders | 381-382 | 1 | 3 | 28 | \$4,204 | \$3,458 | \$7,626 |
| Heart dis. excl. ischemic | 391-392.0,393-398,402,404,415,416,420-429 | 22 | 310 | 5,773 | \$13,758 | \$10,932 | \$22,440 |
| Acute upper respiratory inf., excl. pharyngitis | 460-461,463-466 | 3 | 84 | 1,725 | \$5,302 | \$5,885 | \$8,898 |
| Pneumonia | 480-486 | 45 | 518 | 4,540 | \$12,101 | \$10,012 | \$16,023 |
| Chronic and unspecified bronchitis | 490-491 | 6 | 81 | 943 | \$12,551 | \$12,851 | \$16,176 |
| Asthma | 493 | 4 | 98 | 1,360 | \$4,812 | \$7,563 | \$10,232 |
| Noninfectious enteritis and colitis | 555-558 | 10 | 76 | 943 | \$6,902 | \$8,119 | \$19,409 |
| Urinary tract infection, site not specified | 599.0 | 13 | 83 | 1,205 | \$11,130 | \$10,621 | \$12,060 |
| Dorsopathies | 720-724 | 3 | 26 | 367 | \$5,744 | \$9,178 | \$23,643 |
| Rheumatism, excluding back | 725-729 | 1 | 24 | 388 | \$5,591 | \$9,647 | \$17,341 |
| Convulsions | 780.3 | 3 | 22 | 254 | \$4,627 | \$5,731 | \$12,231 |
| Chest pain | 786.5 | 15 | 120 | 1,138 | \$6,298 | \$7,867 | \$12,152 |
| Abdominal pain | 789.0 | 7 | 71 | 523 | \$8,785 | \$9,520 | \$12,338 |
| Fractures, excluding lower limb | 800-819 | 11 | 99 | 3,237 | \$15,366 | \$10,910 | \$33,436 |
| Fracture of lower limb | 820-829 | 1 | 100 | 3,104 | \$1,685 | \$19,056 | \$28,772 |
| Open wound of head | 870-873 | 1 | 2 | 86 | \$3,633 | \$4,219 | \$16,418 |
| Open wound, excluding head | 874-897 | 1 | 6 | 242 | \$14,589 | \$7,464 | \$20,796 |
| All other | | 216 | 2,654 | 58,174 | \$7,963 | \$9,234 | \$20,854 |

* Excludes professional fees.

** Based on Principal Diagnosis.

*** Outliers were excluded in the calculation of average charges.

Table 25
ED Inpatient Encounters by Top-Volume Diagnostic Categories
January 1, 2009 to December 31, 2009

Health District of Hospital: Davis County
Inpatient Peer group: Acute, urban, lower medium CMI (n=7)

County: Davis
Ownership: Investor-owned

ED beds: 21
Affiliation: IASIS Health Care

| | Number of Encounters | | | Charges(\$)* | | |
|--------------------|----------------------|--------|--------|--------------|---------------|-----------------|
| | Hospital | Peer | State | Hospital | Peer | State |
| Total ER charges | 2,073 | 13,353 | 86,035 | \$47,927,290 | \$316,335,537 | \$1,915,837,458 |
| Average ER charges | . | . | . | \$21,541 | \$21,845 | \$20,469 |

Principal Diagnosis Group and ICD-9 Codes**

| | | Number of Encounters | | | Average Charges (\$)*** | | |
|---|---|----------------------|-------|--------|-------------------------|----------|----------|
| | | Hospital | Peer | State | Hospital | Peer | State |
| Diabetes | 250.0-250.9 | 45 | 267 | 1,713 | \$16,996 | \$15,304 | \$12,713 |
| Heart dis. excl. ischemic | 391-392.0,393-398,402,404,415,416,420-429 | 185 | 983 | 5,773 | \$26,907 | \$22,116 | \$22,440 |
| Acute upper respiratory inf., excl. pharyngitis | 460-461,463-466 | 34 | 98 | 1,725 | \$8,427 | \$9,662 | \$8,898 |
| Pneumonia | 480-486 | 114 | 863 | 4,540 | \$16,711 | \$20,060 | \$16,023 |
| Chronic and unspedified bronchitis | 490-491 | 30 | 174 | 943 | \$21,115 | \$18,991 | \$16,176 |
| Asthma | 493 | 41 | 171 | 1,360 | \$9,033 | \$15,477 | \$10,232 |
| Noninfectious enteritis and colitis | 555-558 | 28 | 167 | 943 | \$16,594 | \$22,231 | \$19,409 |
| Urinary tract infection, site not specified | 599.0 | 30 | 197 | 1,205 | \$11,394 | \$13,317 | \$12,060 |
| Dorsopathies | 720-724 | 13 | 32 | 367 | \$19,796 | \$17,272 | \$23,643 |
| Rheumatism, excluding back | 725-729 | 13 | 69 | 388 | \$14,143 | \$17,870 | \$17,341 |
| Convulsions | 780.3 | 7 | 25 | 254 | \$17,876 | \$18,379 | \$12,231 |
| Chest pain | 786.5 | 27 | 155 | 1,138 | \$15,902 | \$15,164 | \$12,152 |
| Abdominal pain | 789.0 | 5 | 75 | 523 | \$15,899 | \$17,292 | \$12,338 |
| Fractures, excluding lower limb | 800-819 | 18 | 249 | 3,237 | \$12,459 | \$22,800 | \$33,436 |
| Fracture of lower limb | 820-829 | 85 | 459 | 3,104 | \$27,447 | \$30,800 | \$28,772 |
| Sprains and strains, excluding ankle and back | 840-844,845.1,848 | 2 | 7 | 31 | \$15,621 | \$16,156 | \$17,314 |
| Open wound, excluding head | 874-897 | 1 | 16 | 242 | \$23,473 | \$35,600 | \$20,796 |
| Contusion with intact skin surface | 920-924 | 1 | 8 | 96 | \$12,478 | \$14,719 | \$13,768 |
| All other | | 1,394 | 9,321 | 58,174 | \$22,415 | \$22,396 | \$20,854 |

* Excludes professional fees.
** Based on Principal Diagnosis.
*** Outliers were excluded in the calculation of average charges.

Health District of Hospital: Central Utah
Inpatient Peer group: Acute, rural, low CMI (n=16)

County: Millard
Ownership: Not for profit

ED beds: 6
Affiliation: Intermountain Healthcare

| | Number of Encounters | | | Charges(\$)* | | |
|--------------------|----------------------|-------|--------|--------------|--------------|-----------------|
| | Hospital | Peer | State | Hospital | Peer | State |
| Total ER charges | 101 | 4,522 | 86,035 | \$646,169 | \$45,077,766 | \$1,915,837,458 |
| Average ER charges | . | . | . | \$5,808 | \$9,582 | \$20,469 |

Principal Diagnosis Group and ICD-9 Codes**

| | Number of Encounters | | | Average Charges (\$)*** | | |
|---|----------------------|-------|--------|-------------------------|----------|----------|
| | Hospital | Peer | State | Hospital | Peer | State |
| Diabetes 250.0-250.9 | 3 | 127 | 1,713 | \$7,137 | \$8,249 | \$12,713 |
| Heart dis. excl. ischemic 391-392.0,393-398,402,404,415,416,420-429 | 5 | 310 | 5,773 | \$7,277 | \$10,932 | \$22,440 |
| Acute upper respiratory inf., excl. pharyngitis 460-461,463-466 | 4 | 84 | 1,725 | \$3,323 | \$5,885 | \$8,898 |
| Pneumonia 480-486 | 9 | 518 | 4,540 | \$5,411 | \$10,012 | \$16,023 |
| Asthma 493 | 1 | 98 | 1,360 | \$2,422 | \$7,563 | \$10,232 |
| Noninfectious enteritis and colitis 555-558 | 1 | 76 | 943 | \$9,845 | \$8,119 | \$19,409 |
| Rheumatism, excluding back 725-729 | 1 | 24 | 388 | \$4,307 | \$9,647 | \$17,341 |
| Chest pain 786.5 | 2 | 120 | 1,138 | \$6,844 | \$7,867 | \$12,152 |
| Abdominal pain 789.0 | 1 | 71 | 523 | \$6,525 | \$9,520 | \$12,338 |
| Fractures, excluding lower limb 800-819 | 1 | 99 | 3,237 | \$2,721 | \$10,910 | \$33,436 |
| All other | 73 | 2,654 | 58,174 | \$5,854 | \$9,234 | \$20,854 |

* Excludes professional fees.

** Based on Principal Diagnosis.

*** Outliers were excluded in the calculation of average charges.

Health District of Hospital: Southwest Utah
Inpatient Peer group: Acute, rural, high CMI (n=7)

County: Washington
Ownership: Not for profit

ED beds: 12
Affiliation: Intermountain Healthcare

| | Number of Encounters | | | Charges(\$)* | | |
|--------------------|----------------------|--------|--------|---------------|---------------|-----------------|
| | Hospital | Peer | State | Hospital | Peer | State |
| Total ER charges | 6,425 | 11,594 | 86,035 | \$123,525,270 | \$194,435,628 | \$1,915,837,458 |
| Average ER charges | . | . | . | \$18,520 | \$16,272 | \$20,469 |

Principal Diagnosis Group and ICD-9 Codes**

| | | Number of Encounters | | | Average Charges (\$)*** | | |
|---|---|----------------------|-------|--------|-------------------------|----------|----------|
| | | Hospital | Peer | State | Hospital | Peer | State |
| Diabetes | 250.0-250.9 | 99 | 200 | 1,713 | \$14,095 | \$12,242 | \$12,713 |
| Otitis media and Eustachian tube disorders | 381-382 | 1 | 2 | 28 | \$16,390 | \$10,280 | \$7,626 |
| Heart dis. excl. ischemic | 391-392.0,393-398,402,404,415,416,420-429 | 495 | 840 | 5,773 | \$22,330 | \$18,941 | \$22,440 |
| Acute upper respiratory inf., excl. pharyngitis | 460-461,463-466 | 42 | 111 | 1,725 | \$7,258 | \$7,043 | \$8,898 |
| Acute pharyngitis | 462 | 1 | 2 | 8 | \$13,076 | \$9,390 | \$9,052 |
| Pneumonia | 480-486 | 327 | 819 | 4,540 | \$14,954 | \$12,735 | \$16,023 |
| Chronic and unspedified bronchitis | 490-491 | 78 | 165 | 943 | \$14,226 | \$12,944 | \$16,176 |
| Asthma | 493 | 57 | 119 | 1,360 | \$9,163 | \$8,473 | \$10,232 |
| Noninfectious enteritis and colitis | 555-558 | 66 | 129 | 943 | \$21,556 | \$17,388 | \$19,409 |
| Urinary tract infection, site not specified | 599.0 | 83 | 166 | 1,205 | \$11,403 | \$10,645 | \$12,060 |
| Dorsopathies | 720-724 | 26 | 44 | 367 | \$21,832 | \$17,439 | \$23,643 |
| Rheumatism, excluding back | 725-729 | 34 | 62 | 388 | \$13,294 | \$12,787 | \$17,341 |
| Convulsions | 780.3 | 6 | 18 | 254 | \$11,473 | \$13,709 | \$12,231 |
| Headache and migraine | 784.0,346.90 | 9 | 14 | 94 | \$9,826 | \$8,710 | \$12,185 |
| Chest pain | 786.5 | 80 | 193 | 1,138 | \$11,279 | \$9,916 | \$12,152 |
| Abdominal pain | 789.0 | 41 | 73 | 523 | \$12,521 | \$11,071 | \$12,338 |
| Fractures, excluding lower limb | 800-819 | 149 | 284 | 3,237 | \$15,984 | \$15,803 | \$33,436 |
| Fracture of lower limb | 820-829 | 243 | 531 | 3,104 | \$21,006 | \$22,745 | \$28,772 |
| Sprains and strains of back | 846-847 | 2 | 5 | 38 | \$12,093 | \$10,063 | \$11,908 |
| Open wound of head | 870-873 | 2 | 5 | 86 | \$16,186 | \$16,497 | \$16,418 |
| Open wound, excluding head | 874-897 | 2 | 14 | 242 | \$4,945 | \$9,001 | \$20,796 |
| Superficial injury | 910-919 | 1 | 2 | 21 | \$4,971 | \$7,799 | \$12,279 |
| Contusion with intact skin surface | 920-924 | 4 | 10 | 96 | \$14,716 | \$13,389 | \$13,768 |
| All other | | 4,577 | 7,785 | 58,174 | \$19,029 | \$16,726 | \$20,854 |

* Excludes professional fees.

** Based on Principal Diagnosis.

*** Outliers were excluded in the calculation of average charges.

Table 25
ED Inpatient Encounters by Top-Volume Diagnostic Categories
January 1, 2009 to December 31, 2009

Health District of Hospital: Central Utah
Inpatient Peer group: Acute, rural, low CMI (n=16)

County: Millard
Ownership: Not for profit

ED beds: 3
Affiliation: Intermountain Healthcare

| | Number of Encounters | | | Charges(\$)* | | |
|--------------------|----------------------|-------|--------|--------------|--------------|-----------------|
| | Hospital | Peer | State | Hospital | Peer | State |
| Total ER charges | 69 | 4,522 | 86,035 | \$443,949 | \$45,077,766 | \$1,915,837,458 |
| Average ER charges | . | . | . | \$6,434 | \$9,582 | \$20,469 |

| Principal Diagnosis Group and ICD-9 Codes** | Number of Encounters | | | Average Charges (\$)*** | | |
|---|----------------------|-------|--------|-------------------------|----------|----------|
| | Hospital | Peer | State | Hospital | Peer | State |
| Diabetes 250.0-250.9 | 1 | 127 | 1,713 | \$2,548 | \$8,249 | \$12,713 |
| Heart dis. excl. ischemic 391-392.0,393-398,402,404,415,416,420-429 | 1 | 310 | 5,773 | \$5,213 | \$10,932 | \$22,440 |
| Acute upper respiratory inf., excl. pharyngitis 460-461,463-466 | 7 | 84 | 1,725 | \$3,104 | \$5,885 | \$8,898 |
| Pneumonia 480-486 | 9 | 518 | 4,540 | \$6,187 | \$10,012 | \$16,023 |
| Asthma 493 | 4 | 98 | 1,360 | \$4,044 | \$7,563 | \$10,232 |
| Noninfectious enteritis and colitis 555-558 | 1 | 76 | 943 | \$1,400 | \$8,119 | \$19,409 |
| Urinary tract infection , site not specified 599.0 | 2 | 83 | 1,205 | \$21,333 | \$10,621 | \$12,060 |
| Chest pain 786.5 | 2 | 120 | 1,138 | \$4,476 | \$7,867 | \$12,152 |
| Abdominal pain 789.0 | 1 | 71 | 523 | \$8,314 | \$9,520 | \$12,338 |
| Fractures, excluding lower limb 800-819 | 1 | 99 | 3,237 | \$6,648 | \$10,910 | \$33,436 |
| All other | 40 | 2,654 | 58,174 | \$6,865 | \$9,234 | \$20,854 |

* Excludes professional fees.
** Based on Principal Diagnosis.
*** Outliers were excluded in the calculation of average charges.

Health District of Hospital: Southwest Utah
Inpatient Peer group: Acute, rural, low CMI (n=16)

County: Garfield
Ownership: Not for profit

ED beds: 2
Affiliation: Intermountain Healthcare

| | Number of Encounters | | | Charges(\$)* | | |
|--------------------|----------------------|-------|--------|--------------|--------------|-----------------|
| | Hospital | Peer | State | Hospital | Peer | State |
| Total ER charges | 225 | 4,522 | 86,035 | \$1,518,541 | \$45,077,766 | \$1,915,837,458 |
| Average ER charges | . | . | . | \$6,749 | \$9,582 | \$20,469 |

Principal Diagnosis Group and ICD-9 Codes**

| | | Number of Encounters | | | Average Charges (\$)*** | | |
|---|---|----------------------|-------|--------|-------------------------|----------|----------|
| | | Hospital | Peer | State | Hospital | Peer | State |
| Diabetes | 250.0-250.9 | 1 | 127 | 1,713 | \$3,992 | \$8,249 | \$12,713 |
| Heart dis. excl. ischemic | 391-392.0,393-398,402,404,415,416,420-429 | 22 | 310 | 5,773 | \$8,505 | \$10,932 | \$22,440 |
| Acute upper respiratory inf., excl. pharyngitis | 460-461,463-466 | 6 | 84 | 1,725 | \$4,902 | \$5,885 | \$8,898 |
| Pneumonia | 480-486 | 29 | 518 | 4,540 | \$7,581 | \$10,012 | \$16,023 |
| Chronic and unspedified bronchitis | 490-491 | 3 | 81 | 943 | \$7,605 | \$12,851 | \$16,176 |
| Asthma | 493 | 8 | 98 | 1,360 | \$5,731 | \$7,563 | \$10,232 |
| Noninfectious enteritis and colitis | 555-558 | 12 | 76 | 943 | \$5,121 | \$8,119 | \$19,409 |
| Urinary tract infection, site not specified | 599.0 | 1 | 83 | 1,205 | \$6,148 | \$10,621 | \$12,060 |
| Dorsopathies | 720-724 | 2 | 26 | 367 | \$5,496 | \$9,178 | \$23,643 |
| Rheumatism, excluding back | 725-729 | 1 | 24 | 388 | \$6,984 | \$9,647 | \$17,341 |
| Convulsions | 780.3 | 4 | 22 | 254 | \$5,488 | \$5,731 | \$12,231 |
| Chest pain | 786.5 | 9 | 120 | 1,138 | \$5,324 | \$7,867 | \$12,152 |
| Abdominal pain | 789.0 | 4 | 71 | 523 | \$6,147 | \$9,520 | \$12,338 |
| Fractures, excluding lower limb | 800-819 | 6 | 99 | 3,237 | \$8,825 | \$10,910 | \$33,436 |
| Open wound, excluding head | 874-897 | 1 | 6 | 242 | \$6,678 | \$7,464 | \$20,796 |
| Contusion with intact skin surface | 920-924 | 1 | 7 | 96 | \$6,590 | \$7,970 | \$13,768 |
| All other | | 115 | 2,654 | 58,174 | \$6,637 | \$9,234 | \$20,854 |

* Excludes professional fees.

** Based on Principal Diagnosis.

*** Outliers were excluded in the calculation of average charges.

Table 25
ED Inpatient Encounters by Top-Volume Diagnostic Categories
January 1, 2009 to December 31, 2009

Health District of Hospital: Central Utah
Inpatient Peer group: Acute, rural, low CMI (n=16)

County: Sanpete
Ownership: Government

ED beds: 3
Affiliation: Freestanding

| | Number of Encounters | | | Charges(\$)* | | |
|--------------------|----------------------|-------|--------|--------------|--------------|-----------------|
| | Hospital | Peer | State | Hospital | Peer | State |
| Total ER charges | 347 | 4,522 | 86,035 | \$1,655,608 | \$45,077,766 | \$1,915,837,458 |
| Average ER charges | . | . | . | \$4,785 | \$9,582 | \$20,469 |

Principal Diagnosis Group and ICD-9 Codes**

| | | Number of Encounters | | | Average Charges (\$)*** | | |
|---|---|----------------------|-------|--------|-------------------------|----------|----------|
| | | Hospital | Peer | State | Hospital | Peer | State |
| Diabetes | 250.0-250.9 | 5 | 127 | 1,713 | \$1,559 | \$8,249 | \$12,713 |
| Heart dis. excl. ischemic | 391-392.0,393-398,402,404,415,416,420-429 | 15 | 310 | 5,773 | \$6,397 | \$10,932 | \$22,440 |
| Acute upper respiratory inf., excl. pharyngitis | 460-461,463-466 | 9 | 84 | 1,725 | \$2,589 | \$5,885 | \$8,898 |
| Pneumonia | 480-486 | 32 | 518 | 4,540 | \$6,651 | \$10,012 | \$16,023 |
| Chronic and unspedified bronchitis | 490-491 | 3 | 81 | 943 | \$6,349 | \$12,851 | \$16,176 |
| Asthma | 493 | 6 | 98 | 1,360 | \$4,659 | \$7,563 | \$10,232 |
| Noninfectious enteritis and colitis | 555-558 | 12 | 76 | 943 | \$3,219 | \$8,119 | \$19,409 |
| Urinary tract infection, site not specified | 599.0 | 2 | 83 | 1,205 | \$2,055 | \$10,621 | \$12,060 |
| Dorsopathies | 720-724 | 1 | 26 | 367 | \$2,539 | \$9,178 | \$23,643 |
| Rheumatism, excluding back | 725-729 | 1 | 24 | 388 | \$34,250 | \$9,647 | \$17,341 |
| Convulsions | 780.3 | 2 | 22 | 254 | \$2,890 | \$5,731 | \$12,231 |
| Chest pain | 786.5 | 4 | 120 | 1,138 | \$2,575 | \$7,867 | \$12,152 |
| Abdominal pain | 789.0 | 6 | 71 | 523 | \$3,546 | \$9,520 | \$12,338 |
| Fractures, excluding lower limb | 800-819 | 8 | 99 | 3,237 | \$7,416 | \$10,910 | \$33,436 |
| Fracture of lower limb | 820-829 | 1 | 100 | 3,104 | \$6,605 | \$19,056 | \$28,772 |
| Sprains and strains of back | 846-847 | 1 | 3 | 38 | \$3,365 | \$11,993 | \$11,908 |
| All other | | 239 | 2,654 | 58,174 | \$4,548 | \$9,234 | \$20,854 |

* Excludes professional fees.

** Based on Principal Diagnosis.

*** Outliers were excluded in the calculation of average charges.

Table 25
ED Inpatient Encounters by Top-Volume Diagnostic Categories
January 1, 2009 to December 31, 2009

Health District of Hospital: Wasatch County
Inpatient Peer group: Acute, rural, low CMI (n=16)

County: Wasatch
Ownership: Not for profit

ED beds: 5
Affiliation: Intermountain Healthcare

| | Number of Encounters | | | Charges(\$)* | | |
|--------------------|----------------------|-------|--------|--------------|--------------|-----------------|
| | Hospital | Peer | State | Hospital | Peer | State |
| Total ER charges | 125 | 4,522 | 86,035 | \$1,202,204 | \$45,077,766 | \$1,915,837,458 |
| Average ER charges | . | . | . | \$9,618 | \$9,582 | \$20,469 |

| Principal Diagnosis Group and ICD-9 Codes** | Number of Encounters | | | Average Charges (\$)*** | | |
|---|----------------------|-------|--------|-------------------------|----------|----------|
| | Hospital | Peer | State | Hospital | Peer | State |
| Diabetes 250.0-250.9 | 2 | 127 | 1,713 | \$9,843 | \$8,249 | \$12,713 |
| Heart dis. excl. ischemic 391-392.0,393-398,402,404,415,416,420-429 | 6 | 310 | 5,773 | \$16,864 | \$10,932 | \$22,440 |
| Acute upper respiratory inf., excl. pharyngitis 460-461,463-466 | 3 | 84 | 1,725 | \$7,364 | \$5,885 | \$8,898 |
| Pneumonia 480-486 | 20 | 518 | 4,540 | \$7,705 | \$10,012 | \$16,023 |
| Asthma 493 | 1 | 98 | 1,360 | \$4,221 | \$7,563 | \$10,232 |
| Noninfectious enteritis and colitis 555-558 | 3 | 76 | 943 | \$4,840 | \$8,119 | \$19,409 |
| Urinary tract infection , site not specified 599.0 | 1 | 83 | 1,205 | \$7,401 | \$10,621 | \$12,060 |
| Dorsopathies 720-724 | 2 | 26 | 367 | \$4,214 | \$9,178 | \$23,643 |
| Abdominal pain 789.0 | 2 | 71 | 523 | \$8,472 | \$9,520 | \$12,338 |
| Fractures, excluding lower limb 800-819 | 6 | 99 | 3,237 | \$14,865 | \$10,910 | \$33,436 |
| Fracture of lower limb 820-829 | 16 | 100 | 3,104 | \$17,021 | \$19,056 | \$28,772 |
| Superficial injury 910-919 | 1 | 2 | 21 | \$4,739 | \$12,878 | \$12,279 |
| All other | 62 | 2,654 | 58,174 | \$7,860 | \$9,234 | \$20,854 |

* Excludes professional fees.

** Based on Principal Diagnosis.

*** Outliers were excluded in the calculation of average charges.

Health District of Hospital: Salt Lake County
Inpatient Peer group: Acute, urban, high CMI (n=2)

County: Salt Lake
Ownership: Not for profit

ED beds: 54
Affiliation: Intermountain Healthcare

| | Number of Encounters | | | Charges(\$)* | | |
|--------------------|----------------------|--------|--------|---------------|---------------|-----------------|
| | Hospital | Peer | State | Hospital | Peer | State |
| | ----- | ----- | ----- | ----- | ----- | ----- |
| Total ER charges | 11,274 | 20,126 | 86,035 | \$323,555,038 | \$569,614,751 | \$1,915,837,458 |
| Average ER charges | . | . | . | \$26,743 | \$25,629 | \$20,469 |

Principal Diagnosis Group and ICD-9 Codes**

| | | Number of Encounters | | | Average Charges (\$)*** | | |
|---|---|----------------------|--------|--------|-------------------------|----------|----------|
| | | Hospital | Peer | State | Hospital | Peer | State |
| | | ----- | ----- | ----- | ----- | ----- | ----- |
| Diabetes | 250.0-250.9 | 209 | 307 | 1,713 | \$14,925 | \$14,643 | \$12,713 |
| Heart dis. excl. ischemic | 391-392.0,393-398,402,404,415,416,420-429 | 944 | 1,316 | 5,773 | \$27,053 | \$26,736 | \$22,440 |
| Acute upper respiratory inf., excl. pharyngitis | 460-461,463-466 | 32 | 45 | 1,725 | \$10,558 | \$10,962 | \$8,898 |
| Acute pharyngitis | 462 | 1 | 2 | 8 | \$10,890 | \$7,387 | \$9,052 |
| Pneumonia | 480-486 | 293 | 486 | 4,540 | \$18,455 | \$17,979 | \$16,023 |
| Chronic and unspedified bronchitis | 490-491 | 94 | 164 | 943 | \$17,599 | \$16,713 | \$16,176 |
| Asthma | 493 | 112 | 171 | 1,360 | \$13,813 | \$13,291 | \$10,232 |
| Noninfectious enteritis and colitis | 555-558 | 113 | 185 | 943 | \$20,951 | \$19,950 | \$19,409 |
| Urinary tract infection, site not specified | 599.0 | 147 | 215 | 1,205 | \$12,594 | \$12,286 | \$12,060 |
| Dorsopathies | 720-724 | 84 | 115 | 367 | \$26,380 | \$27,725 | \$23,643 |
| Rheumatism, excluding back | 725-729 | 43 | 87 | 388 | \$21,963 | \$20,917 | \$17,341 |
| Convulsions | 780.3 | 20 | 47 | 254 | \$19,010 | \$15,844 | \$12,231 |
| Headache and migraine | 784.0,346.90 | 12 | 22 | 94 | \$15,924 | \$14,158 | \$12,185 |
| Chest pain | 786.5 | 161 | 250 | 1,138 | \$13,661 | \$12,193 | \$12,152 |
| Abdominal pain | 789.0 | 41 | 68 | 523 | \$13,148 | \$12,074 | \$12,338 |
| Fractures, excluding lower limb | 800-819 | 802 | 1,444 | 3,237 | \$40,415 | \$44,319 | \$33,436 |
| Fracture of lower limb | 820-829 | 455 | 788 | 3,104 | \$36,136 | \$33,880 | \$28,772 |
| Sprains and strains, excluding ankle and back | 840-844,845.1,848 | 5 | 8 | 31 | \$27,854 | \$23,498 | \$17,314 |
| Sprains and strains of ankle | 845.0 | 4 | 4 | 4 | \$15,575 | \$15,575 | \$15,575 |
| Sprains and strains of back | 846-847 | 11 | 14 | 38 | \$14,713 | \$14,827 | \$11,908 |
| Open wound of head | 870-873 | 26 | 48 | 86 | \$18,454 | \$17,015 | \$16,418 |
| Open wound, excluding head | 874-897 | 75 | 148 | 242 | \$20,051 | \$20,931 | \$20,796 |
| Superficial injury | 910-919 | 2 | 7 | 21 | \$14,169 | \$16,117 | \$12,279 |
| Contusion with intact skin surface | 920-924 | 24 | 35 | 96 | \$16,223 | \$16,373 | \$13,768 |
| All other | | 7,564 | 14,149 | 58,174 | \$26,665 | \$24,743 | \$20,854 |

* Excludes professional fees.

** Based on Principal Diagnosis.

*** Outliers were excluded in the calculation of average charges.

Table 25
ED Inpatient Encounters by Top-Volume Diagnostic Categories
January 1, 2009 to December 31, 2009

Health District of Hospital: Salt Lake County
Inpatient Peer group: Acute, urban, low CMI (n=6)

County: Salt Lake
Ownership: Investor-owned

ED beds: 10
Affiliation: IASIS Health Care

| | Number of Encounters | | | Charges(\$)* | | |
|--------------------|----------------------|-------|--------|--------------|---------------|-----------------|
| | Hospital | Peer | State | Hospital | Peer | State |
| Total ER charges | 3,176 | 8,614 | 86,035 | \$72,808,747 | \$165,708,361 | \$1,915,837,458 |
| Average ER charges | . | . | . | \$21,050 | \$17,708 | \$20,469 |

| Principal Diagnosis Group and ICD-9 Codes** | Number of Encounters | | | Average Charges (\$)*** | | |
|---|----------------------|-------|--------|-------------------------|----------|----------|
| | Hospital | Peer | State | Hospital | Peer | State |
| Diabetes 250.0-250.9 | 76 | 194 | 1,713 | \$17,413 | \$13,521 | \$12,713 |
| Heart dis. excl. ischemic 391-392.0,393-398,402,404,415,416,420-429 | 247 | 683 | 5,773 | \$21,722 | \$18,655 | \$22,440 |
| Acute upper respiratory inf., excl. pharyngitis 460-461,463-466 | 17 | 70 | 1,725 | \$10,087 | \$7,738 | \$8,898 |
| Pneumonia 480-486 | 186 | 539 | 4,540 | \$17,398 | \$15,553 | \$16,023 |
| Chronic and unspedified bronchitis 490-491 | 50 | 94 | 943 | \$15,053 | \$14,105 | \$16,176 |
| Asthma 493 | 71 | 121 | 1,360 | \$13,416 | \$11,988 | \$10,232 |
| Noninfectious enteritis and colitis 555-558 | 37 | 119 | 943 | \$18,470 | \$17,475 | \$19,409 |
| Urinary tract infection, site not specified 599.0 | 58 | 161 | 1,205 | \$14,717 | \$12,210 | \$12,060 |
| Dorsopathies 720-724 | 17 | 37 | 367 | \$19,354 | \$16,493 | \$23,643 |
| Rheumatism, excluding back 725-729 | 15 | 30 | 388 | \$13,124 | \$14,358 | \$17,341 |
| Convulsions 780.3 | 7 | 16 | 254 | \$15,916 | \$11,272 | \$12,231 |
| Chest pain 786.5 | 57 | 152 | 1,138 | \$16,398 | \$12,033 | \$12,152 |
| Abdominal pain 789.0 | 25 | 61 | 523 | \$13,826 | \$12,221 | \$12,338 |
| Fractures, excluding lower limb 800-819 | 40 | 145 | 3,237 | \$19,392 | \$16,173 | \$33,436 |
| Fracture of lower limb 820-829 | 102 | 351 | 3,104 | \$29,005 | \$25,419 | \$28,772 |
| Sprains and strains, excluding ankle and back 840-844,845.1,848 | 2 | 4 | 31 | \$33,768 | \$21,822 | \$17,314 |
| Sprains and strains of back 846-847 | 3 | 6 | 38 | \$14,722 | \$10,485 | \$11,908 |
| Open wound, excluding head 874-897 | 3 | 6 | 242 | \$28,823 | \$17,818 | \$20,796 |
| Contusion with intact skin surface 920-924 | 2 | 5 | 96 | \$9,332 | \$10,644 | \$13,768 |
| All other | 2,161 | 5,812 | 58,174 | \$22,050 | \$18,242 | \$20,854 |

* Excludes professional fees.

** Based on Principal Diagnosis.

*** Outliers were excluded in the calculation of average charges.

Table 25
ED Inpatient Encounters by Top-Volume Diagnostic Categories
January 1, 2009 to December 31, 2009

Health District of Hospital: Southwest Utah
Inpatient Peer group: Acute, rural, low CMI (n=16)

County: Kane
Ownership: Government

ED beds: 1
Affiliation: Management

| | Number of Encounters | | | Charges(\$)* | | |
|--------------------|----------------------|-------|--------|--------------|--------------|-----------------|
| | Hospital | Peer | State | Hospital | Peer | State |
| Total ER charges | 65 | 4,522 | 86,035 | \$517,252 | \$45,077,766 | \$1,915,837,458 |
| Average ER charges | . | . | . | \$7,958 | \$9,582 | \$20,469 |

| Principal Diagnosis Group and ICD-9 Codes** | Number of Encounters | | | Average Charges (\$)*** | | |
|---|----------------------|-------|--------|-------------------------|----------|----------|
| | Hospital | Peer | State | Hospital | Peer | State |
| Diabetes 250.0-250.9 | 6 | 127 | 1,713 | \$10,337 | \$8,249 | \$12,713 |
| Heart dis. excl. ischemic 391-392.0,393-398,402,404,415,416,420-429 | 2 | 310 | 5,773 | \$7,331 | \$10,932 | \$22,440 |
| Pneumonia 480-486 | 19 | 518 | 4,540 | \$9,484 | \$10,012 | \$16,023 |
| Chronic and unspedified bronchitis 490-491 | 2 | 81 | 943 | \$9,461 | \$12,851 | \$16,176 |
| Asthma 493 | 1 | 98 | 1,360 | \$6,855 | \$7,563 | \$10,232 |
| Noninfectious enteritis and colitis 555-558 | 2 | 76 | 943 | \$9,535 | \$8,119 | \$19,409 |
| Fractures, excluding lower limb 800-819 | 4 | 99 | 3,237 | \$4,007 | \$10,910 | \$33,436 |
| All other | 29 | 2,654 | 58,174 | \$6,879 | \$9,234 | \$20,854 |

* Excludes professional fees.

** Based on Principal Diagnosis.

*** Outliers were excluded in the calculation of average charges.

Table 25
ED Inpatient Encounters by Top-Volume Diagnostic Categories
January 1, 2009 to December 31, 2009

Health District of Hospital: Davis County
Inpatient Peer group: Acute, urban, lower medium CMI (n=7)

County: Davis
Ownership: Investor-owned

ED beds: 11
Affiliation: Mountainstar Healthcare

| | Number of Encounters | | | Charges(\$)* | | |
|--------------------|----------------------|--------|--------|--------------|---------------|-----------------|
| | Hospital | Peer | State | Hospital | Peer | State |
| Total ER charges | 1,933 | 13,353 | 86,035 | \$46,337,829 | \$316,335,537 | \$1,915,837,458 |
| Average ER charges | . | . | . | \$22,354 | \$21,845 | \$20,469 |

Principal Diagnosis Group and ICD-9 Codes**

| | | Number of Encounters | | | Average Charges (\$)*** | | |
|---|---|----------------------|-------|--------|-------------------------|----------|----------|
| | | Hospital | Peer | State | Hospital | Peer | State |
| Diabetes | 250.0-250.9 | 21 | 267 | 1,713 | \$15,568 | \$15,304 | \$12,713 |
| Heart dis. excl. ischemic | 391-392.0,393-398,402,404,415,416,420-429 | 145 | 983 | 5,773 | \$21,168 | \$22,116 | \$22,440 |
| Acute upper respiratory inf., excl. pharyngitis | 460-461,463-466 | 1 | 98 | 1,725 | \$16,193 | \$9,662 | \$8,898 |
| Pneumonia | 480-486 | 184 | 863 | 4,540 | \$24,215 | \$20,060 | \$16,023 |
| Chronic and unspedified bronchitis | 490-491 | 14 | 174 | 943 | \$17,944 | \$18,991 | \$16,176 |
| Asthma | 493 | 14 | 171 | 1,360 | \$15,291 | \$15,477 | \$10,232 |
| Noninfectious enteritis and colitis | 555-558 | 17 | 167 | 943 | \$21,582 | \$22,231 | \$19,409 |
| Urinary tract infection, site not specified | 599.0 | 25 | 197 | 1,205 | \$14,808 | \$13,317 | \$12,060 |
| Dorsopathies | 720-724 | 4 | 32 | 367 | \$14,318 | \$17,272 | \$23,643 |
| Rheumatism, excluding back | 725-729 | 4 | 69 | 388 | \$22,002 | \$17,870 | \$17,341 |
| Convulsions | 780.3 | 2 | 25 | 254 | \$21,693 | \$18,379 | \$12,231 |
| Chest pain | 786.5 | 14 | 155 | 1,138 | \$15,673 | \$15,164 | \$12,152 |
| Abdominal pain | 789.0 | 7 | 75 | 523 | \$16,628 | \$17,292 | \$12,338 |
| Fractures, excluding lower limb | 800-819 | 32 | 249 | 3,237 | \$21,082 | \$22,800 | \$33,436 |
| Fracture of lower limb | 820-829 | 82 | 459 | 3,104 | \$29,328 | \$30,800 | \$28,772 |
| Sprains and strains, excluding ankle and back | 840-844,845.1,848 | 1 | 7 | 31 | \$10,759 | \$16,156 | \$17,314 |
| Open wound, excluding head | 874-897 | 2 | 16 | 242 | \$14,835 | \$35,600 | \$20,796 |
| Superficial injury | 910-919 | 1 | 3 | 21 | \$4,256 | \$10,542 | \$12,279 |
| Contusion with intact skin surface | 920-924 | 4 | 8 | 96 | \$18,363 | \$14,719 | \$13,768 |
| All other | | 1,359 | 9,321 | 58,174 | \$22,392 | \$22,396 | \$20,854 |

* Excludes professional fees.

** Based on Principal Diagnosis.

*** Outliers were excluded in the calculation of average charges.

Table 25
ED Inpatient Encounters by Top-Volume Diagnostic Categories
January 1, 2009 to December 31, 2009

Health District of Hospital: Salt Lake County
Inpatient Peer group: Acute, urban, lower medium CMI (n=7)

County: Salt Lake
Ownership: Not for profit

ED beds: 24
Affiliation: Intermountain Healthcare

| | Number of Encounters | | | Charges(\$)* | | |
|--------------------|----------------------|--------|--------|--------------|---------------|-----------------|
| | Hospital | Peer | State | Hospital | Peer | State |
| Total ER charges | 3,322 | 13,353 | 86,035 | \$63,748,840 | \$316,335,537 | \$1,915,837,458 |
| Average ER charges | . | . | . | \$17,542 | \$21,845 | \$20,469 |

Principal Diagnosis Group and ICD-9 Codes**

| | | Number of Encounters | | | Average Charges (\$)*** | | |
|---|---|----------------------|-------|--------|-------------------------|----------|----------|
| | | Hospital | Peer | State | Hospital | Peer | State |
| Diabetes | 250.0-250.9 | 68 | 267 | 1,713 | \$14,183 | \$15,304 | \$12,713 |
| Otitis media and Eustachian tube disorders | 381-382 | 1 | 3 | 28 | \$6,616 | \$7,708 | \$7,626 |
| Heart dis. excl. ischemic | 391-392.0,393-398,402,404,415,416,420-429 | 177 | 983 | 5,773 | \$17,824 | \$22,116 | \$22,440 |
| Acute upper respiratory inf., excl. pharyngitis | 460-461,463-466 | 12 | 98 | 1,725 | \$11,952 | \$9,662 | \$8,898 |
| Pneumonia | 480-486 | 126 | 863 | 4,540 | \$18,290 | \$20,060 | \$16,023 |
| Chronic and unspecified bronchitis | 490-491 | 39 | 174 | 943 | \$16,883 | \$18,991 | \$16,176 |
| Asthma | 493 | 34 | 171 | 1,360 | \$15,147 | \$15,477 | \$10,232 |
| Noninfectious enteritis and colitis | 555-558 | 32 | 167 | 943 | \$16,496 | \$22,231 | \$19,409 |
| Urinary tract infection, site not specified | 599.0 | 62 | 197 | 1,205 | \$12,185 | \$13,317 | \$12,060 |
| Dorsopathies | 720-724 | 6 | 32 | 367 | \$12,473 | \$17,272 | \$23,643 |
| Rheumatism, excluding back | 725-729 | 17 | 69 | 388 | \$19,060 | \$17,870 | \$17,341 |
| Convulsions | 780.3 | 4 | 25 | 254 | \$12,894 | \$18,379 | \$12,231 |
| Headache and migraine | 784.0,346.90 | 2 | 9 | 94 | \$13,601 | \$14,257 | \$12,185 |
| Chest pain | 786.5 | 28 | 155 | 1,138 | \$9,801 | \$15,164 | \$12,152 |
| Abdominal pain | 789.0 | 16 | 75 | 523 | \$17,097 | \$17,292 | \$12,338 |
| Fractures, excluding lower limb | 800-819 | 31 | 249 | 3,237 | \$14,197 | \$22,800 | \$33,436 |
| Fracture of lower limb | 820-829 | 90 | 459 | 3,104 | \$26,839 | \$30,800 | \$28,772 |
| Sprains and strains, excluding ankle and back | 840-844,845.1,848 | 2 | 7 | 31 | \$11,833 | \$16,156 | \$17,314 |
| Sprains and strains of back | 846-847 | 1 | 1 | 38 | \$19,624 | \$19,624 | \$11,908 |
| Open wound, excluding head | 874-897 | 2 | 16 | 242 | \$13,037 | \$35,600 | \$20,796 |
| Superficial injury | 910-919 | 1 | 3 | 21 | \$18,667 | \$10,542 | \$12,279 |
| Contusion with intact skin surface | 920-924 | 1 | 8 | 96 | \$10,100 | \$14,719 | \$13,768 |
| All other | | 2,570 | 9,321 | 58,174 | \$17,618 | \$22,396 | \$20,854 |

* Excludes professional fees.

** Based on Principal Diagnosis.

*** Outliers were excluded in the calculation of average charges.

Health District of Hospital: Bear River
Inpatient Peer group: Acute, rural, high CMI (n=7)

County: Cache
Ownership: Not for profit

ED beds: 16
Affiliation: Intermountain Healthcare

| | Number of Encounters | | | Charges(\$)* | | |
|--------------------|----------------------|--------|--------|--------------|---------------|-----------------|
| | Hospital | Peer | State | Hospital | Peer | State |
| Total ER charges | 2,106 | 11,594 | 86,035 | \$31,646,673 | \$194,435,628 | \$1,915,837,458 |
| Average ER charges | . | . | . | \$14,705 | \$16,272 | \$20,469 |

Principal Diagnosis Group and ICD-9 Codes**

| | | Number of Encounters | | | Average Charges (\$)*** | | |
|---|---|----------------------|-------|--------|-------------------------|----------|----------|
| | | Hospital | Peer | State | Hospital | Peer | State |
| Diabetes | 250.0-250.9 | 52 | 200 | 1,713 | \$10,099 | \$12,242 | \$12,713 |
| Heart dis. excl. ischemic | 391-392.0,393-398,402,404,415,416,420-429 | 135 | 840 | 5,773 | \$17,420 | \$18,941 | \$22,440 |
| Acute upper respiratory inf., excl. pharyngitis | 460-461,463-466 | 24 | 111 | 1,725 | \$8,072 | \$7,043 | \$8,898 |
| Pneumonia | 480-486 | 142 | 819 | 4,540 | \$12,113 | \$12,735 | \$16,023 |
| Chronic and unspedified bronchitis | 490-491 | 13 | 165 | 943 | \$13,467 | \$12,944 | \$16,176 |
| Asthma | 493 | 20 | 119 | 1,360 | \$8,072 | \$8,473 | \$10,232 |
| Noninfectious enteritis and colitis | 555-558 | 21 | 129 | 943 | \$15,364 | \$17,388 | \$19,409 |
| Urinary tract infection, site not specified | 599.0 | 20 | 166 | 1,205 | \$12,629 | \$10,645 | \$12,060 |
| Dorsopathies | 720-724 | 10 | 44 | 367 | \$13,844 | \$17,439 | \$23,643 |
| Rheumatism, excluding back | 725-729 | 12 | 62 | 388 | \$12,149 | \$12,787 | \$17,341 |
| Convulsions | 780.3 | 5 | 18 | 254 | \$20,890 | \$13,709 | \$12,231 |
| Chest pain | 786.5 | 42 | 193 | 1,138 | \$10,523 | \$9,916 | \$12,152 |
| Abdominal pain | 789.0 | 15 | 73 | 523 | \$9,350 | \$11,071 | \$12,338 |
| Fractures, excluding lower limb | 800-819 | 64 | 284 | 3,237 | \$17,012 | \$15,803 | \$33,436 |
| Fracture of lower limb | 820-829 | 114 | 531 | 3,104 | \$25,872 | \$22,745 | \$28,772 |
| Sprains and strains, excluding ankle and back | 840-844,845.1,848 | 1 | 1 | 31 | \$10,180 | \$10,180 | \$17,314 |
| Sprains and strains of back | 846-847 | 1 | 5 | 38 | \$10,673 | \$10,063 | \$11,908 |
| Open wound of head | 870-873 | 3 | 5 | 86 | \$16,705 | \$16,497 | \$16,418 |
| Open wound, excluding head | 874-897 | 3 | 14 | 242 | \$12,621 | \$9,001 | \$20,796 |
| Contusion with intact skin surface | 920-924 | 1 | 10 | 96 | \$3,060 | \$13,389 | \$13,768 |
| All other | | 1,408 | 7,785 | 58,174 | \$14,299 | \$16,726 | \$20,854 |

* Excludes professional fees.

** Based on Principal Diagnosis.

*** Outliers were excluded in the calculation of average charges.

Table 25
ED Inpatient Encounters by Top-Volume Diagnostic Categories
January 1, 2009 to December 31, 2009

Health District of Hospital: Weber/Morgan
Inpatient Peer group: Acute, urban, upper medium CMI (n=4)

County: Weber
Ownership: Not for profit

ED beds: 23
Affiliation: Intermountain Healthcare

| | Number of Encounters | | | Charges(\$)* | | |
|--------------------|----------------------|--------|--------|---------------|---------------|-----------------|
| | Hospital | Peer | State | Hospital | Peer | State |
| Total ER charges | 8,011 | 20,011 | 86,035 | \$184,292,190 | \$505,538,401 | \$1,915,837,458 |
| Average ER charges | . | . | . | \$21,443 | \$23,434 | \$20,469 |

Principal Diagnosis Group and ICD-9 Codes**

| | | Number of Encounters | | | Average Charges (\$)*** | | |
|---|---|----------------------|--------|--------|-------------------------|----------|----------|
| | | Hospital | Peer | State | Hospital | Peer | State |
| Diabetes | 250.0-250.9 | 148 | 370 | 1,713 | \$13,591 | \$14,882 | \$12,713 |
| Otitis media and Eustachian tube disorders | 381-382 | 3 | 4 | 28 | \$11,251 | \$11,046 | \$7,626 |
| Heart dis. excl. ischemic | 391-392.0,393-398,402,404,415,416,420-429 | 521 | 1,580 | 5,773 | \$23,380 | \$24,776 | \$22,440 |
| Acute upper respiratory inf., excl. pharyngitis | 460-461,463-466 | 93 | 164 | 1,725 | \$10,515 | \$11,003 | \$8,898 |
| Acute pharyngitis | 462 | 1 | 2 | 8 | \$10,955 | \$14,937 | \$9,052 |
| Pneumonia | 480-486 | 314 | 966 | 4,540 | \$16,064 | \$19,060 | \$16,023 |
| Chronic and unspedified bronchitis | 490-491 | 96 | 264 | 943 | \$19,701 | \$17,894 | \$16,176 |
| Asthma | 493 | 77 | 185 | 1,360 | \$11,604 | \$12,920 | \$10,232 |
| Noninfectious enteritis and colitis | 555-558 | 87 | 222 | 943 | \$22,061 | \$24,495 | \$19,409 |
| Urinary tract infection, site not specified | 599.0 | 58 | 286 | 1,205 | \$12,059 | \$13,494 | \$12,060 |
| Dorsopathies | 720-724 | 13 | 106 | 367 | \$31,731 | \$30,354 | \$23,643 |
| Rheumatism, excluding back | 725-729 | 34 | 92 | 388 | \$22,640 | \$21,622 | \$17,341 |
| Convulsions | 780.3 | 15 | 43 | 254 | \$17,017 | \$16,678 | \$12,231 |
| Headache and migraine | 784.0,346.90 | 2 | 26 | 94 | \$8,162 | \$15,927 | \$12,185 |
| Chest pain | 786.5 | 85 | 262 | 1,138 | \$14,724 | \$14,029 | \$12,152 |
| Abdominal pain | 789.0 | 35 | 114 | 523 | \$12,179 | \$15,044 | \$12,338 |
| Fractures, excluding lower limb | 800-819 | 214 | 702 | 3,237 | \$39,540 | \$35,365 | \$33,436 |
| Fracture of lower limb | 820-829 | 278 | 769 | 3,104 | \$29,074 | \$31,173 | \$28,772 |
| Sprains and strains, excluding ankle and back | 840-844,845.1,848 | 2 | 7 | 31 | \$12,881 | \$15,434 | \$17,314 |
| Sprains and strains of back | 846-847 | 2 | 5 | 38 | \$6,767 | \$9,200 | \$11,908 |
| Open wound of head | 870-873 | 5 | 15 | 86 | \$35,940 | \$23,094 | \$16,418 |
| Open wound, excluding head | 874-897 | 9 | 28 | 242 | \$14,731 | \$16,591 | \$20,796 |
| Superficial injury | 910-919 | 1 | 2 | 21 | \$22,170 | \$14,121 | \$12,279 |
| Contusion with intact skin surface | 920-924 | 10 | 20 | 96 | \$13,644 | \$15,512 | \$13,768 |
| All other | | 5,908 | 13,777 | 58,174 | \$21,333 | \$23,643 | \$20,854 |

* Excludes professional fees.

** Based on Principal Diagnosis.

*** Outliers were excluded in the calculation of average charges.

Table 25
 ED Inpatient Encounters by Top-Volume Diagnostic Categories
 January 1, 2009 to December 31, 2009

Health District of Hospital: Southwest Utah
 Inpatient Peer group: Acute, rural, low CMI (n=16)

County: Beaver
 Ownership: Government

ED beds: 1
 Affiliation: Freestanding

| | Number of Encounters | | | Charges(\$)* | | |
|--------------------|----------------------|-------|--------|--------------|--------------|-----------------|
| | Hospital | Peer | State | Hospital | Peer | State |
| Total ER charges | 4 | 4,522 | 86,035 | \$18,441 | \$45,077,766 | \$1,915,837,458 |
| Average ER charges | . | . | . | \$4,610 | \$9,582 | \$20,469 |

| Principal Diagnosis Group and ICD-9 Codes** | Number of Encounters | | | Average Charges (\$)*** | | |
|---|----------------------|-------|--------|-------------------------|----------|----------|
| | Hospital | Peer | State | Hospital | Peer | State |
| Pneumonia 480-486 | 1 | 518 | 4,540 | \$6,251 | \$10,012 | \$16,023 |
| All other | 3 | 2,654 | 58,174 | \$4,063 | \$9,234 | \$20,854 |

* Excludes professional fees.
 ** Based on Principal Diagnosis.
 *** Outliers were excluded in the calculation of average charges.

Table 25
ED Inpatient Encounters by Top-Volume Diagnostic Categories
January 1, 2009 to December 31, 2009

Health District of Hospital: Utah County
Inpatient Peer group: Acute, urban, lower medium CMI (n=7)

County: Utah
Ownership: Investor-owned

ED beds: 11
Affiliation: Mountainstar Healthcare

| | Number of Encounters | | | Charges(\$)* | | |
|--------------------|----------------------|--------|--------|--------------|---------------|-----------------|
| | Hospital | Peer | State | Hospital | Peer | State |
| Total ER charges | 1,316 | 13,353 | 86,035 | \$26,606,523 | \$316,335,537 | \$1,915,837,458 |
| Average ER charges | . | . | . | \$19,488 | \$21,845 | \$20,469 |

Principal Diagnosis Group and ICD-9 Codes**

| | | Number of Encounters | | | Average Charges (\$)*** | | |
|---|---|----------------------|-------|--------|-------------------------|----------|----------|
| | | Hospital | Peer | State | Hospital | Peer | State |
| Diabetes | 250.0-250.9 | 20 | 267 | 1,713 | \$14,634 | \$15,304 | \$12,713 |
| Otitis media and Eustachian tube disorders | 381-382 | 1 | 3 | 28 | \$8,559 | \$7,708 | \$7,626 |
| Heart dis. excl. ischemic | 391-392.0,393-398,402,404,415,416,420-429 | 120 | 983 | 5,773 | \$22,609 | \$22,116 | \$22,440 |
| Acute upper respiratory inf., excl. pharyngitis | 460-461,463-466 | 17 | 98 | 1,725 | \$7,758 | \$9,662 | \$8,898 |
| Pneumonia | 480-486 | 156 | 863 | 4,540 | \$18,981 | \$20,060 | \$16,023 |
| Chronic and unspedified bronchitis | 490-491 | 11 | 174 | 943 | \$17,754 | \$18,991 | \$16,176 |
| Asthma | 493 | 8 | 171 | 1,360 | \$11,074 | \$15,477 | \$10,232 |
| Noninfectious enteritis and colitis | 555-558 | 18 | 167 | 943 | \$22,178 | \$22,231 | \$19,409 |
| Urinary tract infection, site not specified | 599.0 | 5 | 197 | 1,205 | \$11,802 | \$13,317 | \$12,060 |
| Dorsopathies | 720-724 | 4 | 32 | 367 | \$15,949 | \$17,272 | \$23,643 |
| Rheumatism, excluding back | 725-729 | 5 | 69 | 388 | \$16,337 | \$17,870 | \$17,341 |
| Convulsions | 780.3 | 3 | 25 | 254 | \$23,785 | \$18,379 | \$12,231 |
| Headache and migraine | 784.0,346.90 | 1 | 9 | 94 | \$12,312 | \$14,257 | \$12,185 |
| Chest pain | 786.5 | 11 | 155 | 1,138 | \$17,234 | \$15,164 | \$12,152 |
| Abdominal pain | 789.0 | 3 | 75 | 523 | \$11,556 | \$17,292 | \$12,338 |
| Fractures, excluding lower limb | 800-819 | 36 | 249 | 3,237 | \$17,588 | \$22,800 | \$33,436 |
| Fracture of lower limb | 820-829 | 60 | 459 | 3,104 | \$33,318 | \$30,800 | \$28,772 |
| Open wound, excluding head | 874-897 | 1 | 16 | 242 | . | \$35,600 | \$20,796 |
| All other | | 836 | 9,321 | 58,174 | \$18,757 | \$22,396 | \$20,854 |

* Excludes professional fees.

** Based on Principal Diagnosis.

*** Outliers were excluded in the calculation of average charges.

Table 25
ED Inpatient Encounters by Top-Volume Diagnostic Categories
January 1, 2009 to December 31, 2009

Health District of Hospital: Tooele County County: Tooele ED beds: 8
Inpatient Peer group: Acute, rural, low CMI (n=16) Ownership: Investor-owned Affiliation: Community Health Sys.

| | Number of Encounters | | | Charges(\$)* | | |
|--------------------|----------------------|-------|--------|--------------|--------------|-----------------|
| | Hospital | Peer | State | Hospital | Peer | State |
| Total ER charges | 1,079 | 4,522 | 86,035 | \$18,756,579 | \$45,077,766 | \$1,915,837,458 |
| Average ER charges | . | . | . | \$16,357 | \$9,582 | \$20,469 |

| Principal Diagnosis Group and ICD-9 Codes** | Number of Encounters | | | Average Charges (\$)*** | | |
|---|----------------------|-------|--------|-------------------------|----------|----------|
| | Hospital | Peer | State | Hospital | Peer | State |
| Diabetes 250.0-250.9 | 38 | 127 | 1,713 | \$11,471 | \$8,249 | \$12,713 |
| Heart dis. excl. ischemic 391-392.0,393-398,402,404,415,416,420-429 | 79 | 310 | 5,773 | \$17,610 | \$10,932 | \$22,440 |
| Acute upper respiratory inf., excl. pharyngitis 460-461,463-466 | 11 | 84 | 1,725 | \$10,318 | \$5,885 | \$8,898 |
| Pneumonia 480-486 | 92 | 518 | 4,540 | \$18,040 | \$10,012 | \$16,023 |
| Chronic and unspedified bronchitis 490-491 | 26 | 81 | 943 | \$21,043 | \$12,851 | \$16,176 |
| Asthma 493 | 20 | 98 | 1,360 | \$15,307 | \$7,563 | \$10,232 |
| Noninfectious enteritis and colitis 555-558 | 10 | 76 | 943 | \$22,274 | \$8,119 | \$19,409 |
| Urinary tract infection, site not specified 599.0 | 25 | 83 | 1,205 | \$13,721 | \$10,621 | \$12,060 |
| Dorsopathies 720-724 | 8 | 26 | 367 | \$16,172 | \$9,178 | \$23,643 |
| Rheumatism, excluding back 725-729 | 9 | 24 | 388 | \$12,079 | \$9,647 | \$17,341 |
| Convulsions 780.3 | 3 | 22 | 254 | \$9,747 | \$5,731 | \$12,231 |
| Headache and migraine 784.0,346.90 | 1 | 2 | 94 | \$9,205 | \$6,970 | \$12,185 |
| Chest pain 786.5 | 42 | 120 | 1,138 | \$12,845 | \$7,867 | \$12,152 |
| Abdominal pain 789.0 | 25 | 71 | 523 | \$13,942 | \$9,520 | \$12,338 |
| Fractures, excluding lower limb 800-819 | 10 | 99 | 3,237 | \$25,754 | \$10,910 | \$33,436 |
| Fracture of lower limb 820-829 | 26 | 100 | 3,104 | \$34,663 | \$19,056 | \$28,772 |
| Sprains and strains of back 846-847 | 1 | 3 | 38 | \$24,410 | \$11,993 | \$11,908 |
| Superficial injury 910-919 | 1 | 2 | 21 | \$21,017 | \$12,878 | \$12,279 |
| Contusion with intact skin surface 920-924 | 1 | 7 | 96 | \$21,337 | \$7,970 | \$13,768 |
| All other | 651 | 2,654 | 58,174 | \$15,763 | \$9,234 | \$20,854 |

* Excludes professional fees.
** Based on Principal Diagnosis.
*** Outliers were excluded in the calculation of average charges.

Table 25
ED Inpatient Encounters by Top-Volume Diagnostic Categories
January 1, 2009 to December 31, 2009

Health District of Hospital: Weber/Morgan County: Weber ED beds: 17
Inpatient Peer group: Acute, urban, lower medium CMI (n=7) Ownership: Investor-owned Affiliation: Mountainstar Healthcare

| | Number of Encounters | | | Charges(\$)* | | |
|--------------------|----------------------|--------|--------|--------------|---------------|-----------------|
| | Hospital | Peer | State | Hospital | Peer | State |
| Total ER charges | 2,644 | 13,353 | 86,035 | \$74,963,987 | \$316,335,537 | \$1,915,837,458 |
| Average ER charges | . | . | . | \$25,873 | \$21,845 | \$20,469 |

| Principal Diagnosis Group and ICD-9 Codes** | Number of Encounters | | | Average Charges (\$)*** | | |
|---|----------------------|-------|--------|-------------------------|----------|----------|
| | Hospital | Peer | State | Hospital | Peer | State |
| Diabetes 250.0-250.9 | 44 | 267 | 1,713 | \$16,689 | \$15,304 | \$12,713 |
| Otitis media and Eustachian tube disorders 381-382 | 1 | 3 | 28 | \$7,948 | \$7,708 | \$7,626 |
| Heart dis. excl. ischemic 391-392.0,393-398,402,404,415,416,420-429 | 181 | 983 | 5,773 | \$21,940 | \$22,116 | \$22,440 |
| Acute upper respiratory inf., excl. pharyngitis 460-461,463-466 | 27 | 98 | 1,725 | \$10,648 | \$9,662 | \$8,898 |
| Pneumonia 480-486 | 170 | 863 | 4,540 | \$18,531 | \$20,060 | \$16,023 |
| Chronic and unspedified bronchitis 490-491 | 51 | 174 | 943 | \$20,356 | \$18,991 | \$16,176 |
| Asthma 493 | 27 | 171 | 1,360 | \$9,718 | \$15,477 | \$10,232 |
| Noninfectious enteritis and colitis 555-558 | 44 | 167 | 943 | \$25,559 | \$22,231 | \$19,409 |
| Urinary tract infection, site not specified 599.0 | 44 | 197 | 1,205 | \$15,630 | \$13,317 | \$12,060 |
| Dorsopathies 720-724 | 3 | 32 | 367 | \$22,592 | \$17,272 | \$23,643 |
| Rheumatism, excluding back 725-729 | 20 | 69 | 388 | \$19,311 | \$17,870 | \$17,341 |
| Convulsions 780.3 | 4 | 25 | 254 | \$16,136 | \$18,379 | \$12,231 |
| Headache and migraine 784.0,346.90 | 4 | 9 | 94 | \$15,461 | \$14,257 | \$12,185 |
| Chest pain 786.5 | 43 | 155 | 1,138 | \$15,872 | \$15,164 | \$12,152 |
| Abdominal pain 789.0 | 17 | 75 | 523 | \$17,783 | \$17,292 | \$12,338 |
| Fractures, excluding lower limb 800-819 | 94 | 249 | 3,237 | \$31,334 | \$22,800 | \$33,436 |
| Fracture of lower limb 820-829 | 84 | 459 | 3,104 | \$36,664 | \$30,800 | \$28,772 |
| Sprains and strains, excluding ankle and back 840-844,845.1,848 | 1 | 7 | 31 | \$26,834 | \$16,156 | \$17,314 |
| Open wound of head 870-873 | 1 | 1 | 86 | \$12,153 | \$12,153 | \$16,418 |
| Open wound, excluding head 874-897 | 7 | 16 | 242 | \$60,460 | \$35,600 | \$20,796 |
| Contusion with intact skin surface 920-924 | 1 | 8 | 96 | \$13,494 | \$14,719 | \$13,768 |
| All other | 1,776 | 9,321 | 58,174 | \$27,733 | \$22,396 | \$20,854 |

* Excludes professional fees.
** Based on Principal Diagnosis.
*** Outliers were excluded in the calculation of average charges.

Table 25
ED Inpatient Encounters by Top-Volume Diagnostic Categories
January 1, 2009 to December 31, 2009

Health District of Hospital: Utah County
Inpatient Peer group: Acute, urban, low CMI (n=6)

County: Utah
Ownership: Not for profit

ED beds: 9
Affiliation: Intermountain Healthcare

| | Number of Encounters | | | Charges(\$)* | | |
|--------------------|----------------------|-------|--------|--------------|---------------|-----------------|
| | Hospital | Peer | State | Hospital | Peer | State |
| Total ER charges | 17 | 8,614 | 86,035 | \$144,028 | \$165,708,361 | \$1,915,837,458 |
| Average ER charges | . | . | . | \$8,472 | \$17,708 | \$20,469 |

Principal Diagnosis Group and ICD-9 Codes**

| | Number of Encounters | | | Average Charges (\$)*** | | |
|-----------|----------------------|-------|--------|-------------------------|----------|----------|
| | Hospital | Peer | State | Hospital | Peer | State |
| All other | 17 | 5,812 | 58,174 | \$8,472 | \$18,242 | \$20,854 |

* Excludes professional fees.

** Based on Principal Diagnosis.

*** Outliers were excluded in the calculation of average charges.

Table 25
ED Inpatient Encounters by Top-Volume Diagnostic Categories
January 1, 2009 to December 31, 2009

Health District of Hospital: Summit County
Inpatient Peer group: Acute, rural, high CMI (n=7)

County: Summit
Ownership: Not for profit

ED beds: .
Affiliation: Intermountain Healthcare

| | Number of Encounters | | | Charges(\$)* | | |
|--------------------|----------------------|--------|--------|--------------|---------------|-----------------|
| | Hospital | Peer | State | Hospital | Peer | State |
| Total ER charges | 89 | 11,594 | 86,035 | \$1,153,520 | \$194,435,628 | \$1,915,837,458 |
| Average ER charges | . | . | . | \$12,405 | \$16,272 | \$20,469 |

Principal Diagnosis Group and ICD-9 Codes**

| | Number of Encounters | | | Average Charges (\$)*** | | |
|---|----------------------|-------|--------|-------------------------|----------|----------|
| | Hospital | Peer | State | Hospital | Peer | State |
| Heart dis. excl. ischemic 391-392.0,393-398,402,404,415,416,420-429 | 8 | 840 | 5,773 | \$9,636 | \$18,941 | \$22,440 |
| Acute upper respiratory inf., excl. pharyngitis 460-461,463-466 | 1 | 111 | 1,725 | \$7,154 | \$7,043 | \$8,898 |
| Pneumonia 480-486 | 4 | 819 | 4,540 | \$8,891 | \$12,735 | \$16,023 |
| Chronic and unspedified bronchitis 490-491 | 1 | 165 | 943 | \$4,936 | \$12,944 | \$16,176 |
| Noninfectious enteritis and colitis 555-558 | 3 | 129 | 943 | \$9,555 | \$17,388 | \$19,409 |
| Urinary tract infection, site not specified 599.0 | 2 | 166 | 1,205 | \$9,344 | \$10,645 | \$12,060 |
| Dorsopathies 720-724 | 1 | 44 | 367 | \$9,346 | \$17,439 | \$23,643 |
| Rheumatism, excluding back 725-729 | 1 | 62 | 388 | \$17,386 | \$12,787 | \$17,341 |
| Chest pain 786.5 | 2 | 193 | 1,138 | \$6,970 | \$9,916 | \$12,152 |
| Abdominal pain 789.0 | 1 | 73 | 523 | \$3,165 | \$11,071 | \$12,338 |
| Fractures, excluding lower limb 800-819 | 3 | 284 | 3,237 | \$21,226 | \$15,803 | \$33,436 |
| Fracture of lower limb 820-829 | 6 | 531 | 3,104 | \$23,404 | \$22,745 | \$28,772 |
| Open wound, excluding head 874-897 | 1 | 14 | 242 | \$7,410 | \$9,001 | \$20,796 |
| Contusion with intact skin surface 920-924 | 1 | 10 | 96 | \$11,354 | \$13,389 | \$13,768 |
| All other | 54 | 7,785 | 58,174 | \$12,318 | \$16,726 | \$20,854 |

* Excludes professional fees.

** Based on Principal Diagnosis.

*** Outliers were excluded in the calculation of average charges.

Table 25
ED Inpatient Encounters by Top-Volume Diagnostic Categories
January 1, 2009 to December 31, 2009

Health District of Hospital: Salt Lake County
Inpatient Peer group: Acute, urban, lower medium CMI (n=7)

County: Salt Lake
Ownership: Investor-owned

ED beds: 18
Affiliation: IASIS Health Care

| | Number of Encounters | | | Charges(\$)* | | |
|--------------------|----------------------|--------|--------|--------------|---------------|-----------------|
| | Hospital | Peer | State | Hospital | Peer | State |
| Total ER charges | 2,065 | 13,353 | 86,035 | \$56,751,067 | \$316,335,537 | \$1,915,837,458 |
| Average ER charges | . | . | . | \$25,112 | \$21,845 | \$20,469 |

| Principal Diagnosis Group and ICD-9 Codes** | Number of Encounters | | | Average Charges (\$)*** | | |
|---|----------------------|-------|--------|-------------------------|----------|----------|
| | Hospital | Peer | State | Hospital | Peer | State |
| Diabetes 250.0-250.9 | 69 | 267 | 1,713 | \$14,503 | \$15,304 | \$12,713 |
| Heart dis. excl. ischemic 391-392.0,393-398,402,404,415,416,420-429 | 175 | 983 | 5,773 | \$22,052 | \$22,116 | \$22,440 |
| Acute upper respiratory inf., excl. pharyngitis 460-461,463-466 | 7 | 98 | 1,725 | \$11,627 | \$9,662 | \$8,898 |
| Pneumonia 480-486 | 113 | 863 | 4,540 | \$22,677 | \$20,060 | \$16,023 |
| Chronic and unspedified bronchitis 490-491 | 29 | 174 | 943 | \$18,070 | \$18,991 | \$16,176 |
| Asthma 493 | 47 | 171 | 1,360 | \$25,356 | \$15,477 | \$10,232 |
| Noninfectious enteritis and colitis 555-558 | 28 | 167 | 943 | \$30,053 | \$22,231 | \$19,409 |
| Urinary tract infection, site not specified 599.0 | 31 | 197 | 1,205 | \$13,323 | \$13,317 | \$12,060 |
| Dorsopathies 720-724 | 2 | 32 | 367 | \$15,172 | \$17,272 | \$23,643 |
| Rheumatism, excluding back 725-729 | 10 | 69 | 388 | \$16,671 | \$17,870 | \$17,341 |
| Convulsions 780.3 | 5 | 25 | 254 | \$20,696 | \$18,379 | \$12,231 |
| Headache and migraine 784.0,346.90 | 2 | 9 | 94 | \$13,476 | \$14,257 | \$12,185 |
| Chest pain 786.5 | 32 | 155 | 1,138 | \$17,497 | \$15,164 | \$12,152 |
| Abdominal pain 789.0 | 27 | 75 | 523 | \$18,169 | \$17,292 | \$12,338 |
| Fractures, excluding lower limb 800-819 | 38 | 249 | 3,237 | \$21,399 | \$22,800 | \$33,436 |
| Fracture of lower limb 820-829 | 58 | 459 | 3,104 | \$33,480 | \$30,800 | \$28,772 |
| Sprains and strains, excluding ankle and back 840-844,845.1,848 | 1 | 7 | 31 | \$20,588 | \$16,156 | \$17,314 |
| Open wound, excluding head 874-897 | 3 | 16 | 242 | \$10,523 | \$35,600 | \$20,796 |
| Superficial injury 910-919 | 1 | 3 | 21 | \$8,703 | \$10,542 | \$12,279 |
| Contusion with intact skin surface 920-924 | 1 | 8 | 96 | \$8,233 | \$14,719 | \$13,768 |
| All other | 1,386 | 9,321 | 58,174 | \$26,854 | \$22,396 | \$20,854 |

* Excludes professional fees.
** Based on Principal Diagnosis.
*** Outliers were excluded in the calculation of average charges.

Health District of Hospital: Salt Lake County
Inpatient Peer group: None (n=4)

County: Salt Lake
Ownership: Not for profit

ED beds: 13
Affiliation: Intermountain Healthcare

| | Number of Encounters | | | Charges(\$)* | | |
|--------------------|----------------------|------|--------|---------------|------|-----------------|
| | Hospital | Peer | State | Hospital | Peer | State |
| Total ER charges | 7,378 | . | 86,035 | \$108,189,560 | . | \$1,915,837,458 |
| Average ER charges | . | . | . | \$12,749 | . | \$20,469 |

| Principal Diagnosis Group and ICD-9 Codes** | Number of Encounters | | | Average Charges (\$)*** | | |
|---|----------------------|------|--------|-------------------------|------|----------|
| | Hospital | Peer | State | Hospital | Peer | State |
| Diabetes 250.0-250.9 | 247 | . | 1,713 | \$6,523 | . | \$12,713 |
| Otitis media and Eustachian tube disorders 381-382 | 14 | . | 28 | \$7,004 | . | \$7,626 |
| Heart dis. excl. ischemic 391-392.0,393-398,402,404,415,416,420-429 | 49 | . | 5,773 | \$28,953 | . | \$22,440 |
| Acute upper respiratory inf., excl. pharyngitis 460-461,463-466 | 1,151 | . | 1,725 | \$8,916 | . | \$8,898 |
| Acute pharyngitis 462 | 1 | . | 8 | \$5,193 | . | \$9,052 |
| Pneumonia 480-486 | 337 | . | 4,540 | \$12,296 | . | \$16,023 |
| Asthma 493 | 495 | . | 1,360 | \$6,935 | . | \$10,232 |
| Noninfectious enteritis and colitis 555-558 | 44 | . | 943 | \$12,134 | . | \$19,409 |
| Urinary tract infection, site not specified 599.0 | 90 | . | 1,205 | \$7,087 | . | \$12,060 |
| Dorsopathies 720-724 | 6 | . | 367 | \$14,435 | . | \$23,643 |
| Rheumatism, excluding back 725-729 | 22 | . | 388 | \$9,546 | . | \$17,341 |
| Convulsions 780.3 | 83 | . | 254 | \$7,658 | . | \$12,231 |
| Headache and migraine 784.0,346.90 | 19 | . | 94 | \$7,509 | . | \$12,185 |
| Chest pain 786.5 | 5 | . | 1,138 | \$9,903 | . | \$12,152 |
| Abdominal pain 789.0 | 58 | . | 523 | \$6,969 | . | \$12,338 |
| Fractures, excluding lower limb 800-819 | 313 | . | 3,237 | \$19,415 | . | \$33,436 |
| Fracture of lower limb 820-829 | 106 | . | 3,104 | \$16,670 | . | \$28,772 |
| Sprains and strains, excluding ankle and back 840-844,845.1,848 | 1 | . | 31 | \$3,188 | . | \$17,314 |
| Sprains and strains of back 846-847 | 4 | . | 38 | \$7,526 | . | \$11,908 |
| Open wound of head 870-873 | 12 | . | 86 | \$10,405 | . | \$16,418 |
| Open wound, excluding head 874-897 | 24 | . | 242 | \$26,659 | . | \$20,796 |
| Superficial injury 910-919 | 3 | . | 21 | \$9,901 | . | \$12,279 |
| Contusion with intact skin surface 920-924 | 10 | . | 96 | \$6,405 | . | \$13,768 |
| All other | 4,284 | . | 58,174 | \$14,392 | . | \$20,854 |

* Excludes professional fees.
** Based on Principal Diagnosis.
*** Outliers were excluded in the calculation of average charges.

Table 25
ED Inpatient Encounters by Top-Volume Diagnostic Categories
January 1, 2009 to December 31, 2009

Health District of Hospital: Salt Lake County
Inpatient Peer group: Acute, urban, low CMI (n=6)

County: Salt Lake
Ownership: Not for profit

ED beds: .
Affiliation: Intermountain Healthcare

| | Number of Encounters | | | Charges(\$)* | | |
|--------------------|----------------------|-------|--------|--------------|---------------|-----------------|
| | Hospital | Peer | State | Hospital | Peer | State |
| Total ER charges | 117 | 8,614 | 86,035 | \$1,369,971 | \$165,708,361 | \$1,915,837,458 |
| Average ER charges | . | . | . | \$11,709 | \$17,708 | \$20,469 |

| Principal Diagnosis Group and ICD-9 Codes** | Number of Encounters | | | Average Charges (\$)*** | | |
|---|----------------------|-------|--------|-------------------------|----------|----------|
| | Hospital | Peer | State | Hospital | Peer | State |
| Diabetes 250.0-250.9 | 2 | 194 | 1,713 | \$16,628 | \$13,521 | \$12,713 |
| Heart dis. excl. ischemic 391-392.0,393-398,402,404,415,416,420-429 | 8 | 683 | 5,773 | \$11,202 | \$18,655 | \$22,440 |
| Acute upper respiratory inf., excl. pharyngitis 460-461,463-466 | 1 | 70 | 1,725 | \$8,648 | \$7,738 | \$8,898 |
| Pneumonia 480-486 | 3 | 539 | 4,540 | \$7,623 | \$15,553 | \$16,023 |
| Chronic and unspedified bronchitis 490-491 | 2 | 94 | 943 | \$13,104 | \$14,105 | \$16,176 |
| Asthma 493 | 2 | 121 | 1,360 | \$5,054 | \$11,988 | \$10,232 |
| Noninfectious enteritis and colitis 555-558 | 3 | 119 | 943 | \$16,934 | \$17,475 | \$19,409 |
| Urinary tract infection, site not specified 599.0 | 2 | 161 | 1,205 | \$11,248 | \$12,210 | \$12,060 |
| Dorsopathies 720-724 | 1 | 37 | 367 | \$22,562 | \$16,493 | \$23,643 |
| Chest pain 786.5 | 1 | 152 | 1,138 | \$13,781 | \$12,033 | \$12,152 |
| Fractures, excluding lower limb 800-819 | 3 | 145 | 3,237 | \$10,763 | \$16,173 | \$33,436 |
| Fracture of lower limb 820-829 | 10 | 351 | 3,104 | \$14,512 | \$25,419 | \$28,772 |
| All other | 79 | 5,812 | 58,174 | \$11,294 | \$18,242 | \$20,854 |

* Excludes professional fees.

** Based on Principal Diagnosis.

*** Outliers were excluded in the calculation of average charges.

Table 25
ED Inpatient Encounters by Top-Volume Diagnostic Categories
January 1, 2009 to December 31, 2009

Health District of Hospital: Southeastern Utah
Inpatient Peer group: Acute, rural, low CMI (n=16)

County: San Juan
Ownership: Government

ED beds: 6
Affiliation: Management

| | Number of Encounters | | | Charges(\$)* | | |
|--------------------|----------------------|-------|--------|--------------|--------------|-----------------|
| | Hospital | Peer | State | Hospital | Peer | State |
| Total ER charges | 183 | 4,522 | 86,035 | \$1,119,402 | \$45,077,766 | \$1,915,837,458 |
| Average ER charges | . | . | . | \$6,117 | \$9,582 | \$20,469 |

Principal Diagnosis Group and ICD-9 Codes**

| | | Number of Encounters | | | Average Charges (\$)*** | | |
|---|---|----------------------|-------|--------|-------------------------|----------|----------|
| | | Hospital | Peer | State | Hospital | Peer | State |
| Diabetes | 250.0-250.9 | 3 | 127 | 1,713 | \$6,502 | \$8,249 | \$12,713 |
| Otitis media and Eustachian tube disorders | 381-382 | 2 | 3 | 28 | \$3,085 | \$3,458 | \$7,626 |
| Heart dis. excl. ischemic | 391-392.0,393-398,402,404,415,416,420-429 | 5 | 310 | 5,773 | \$6,430 | \$10,932 | \$22,440 |
| Acute upper respiratory inf., excl. pharyngitis | 460-461,463-466 | 5 | 84 | 1,725 | \$5,033 | \$5,885 | \$8,898 |
| Pneumonia | 480-486 | 16 | 518 | 4,540 | \$7,869 | \$10,012 | \$16,023 |
| Chronic and unspedified bronchitis | 490-491 | 3 | 81 | 943 | \$7,090 | \$12,851 | \$16,176 |
| Asthma | 493 | 3 | 98 | 1,360 | \$5,703 | \$7,563 | \$10,232 |
| Noninfectious enteritis and colitis | 555-558 | 8 | 76 | 943 | \$4,943 | \$8,119 | \$19,409 |
| Urinary tract infection, site not specified | 599.0 | 6 | 83 | 1,205 | \$5,298 | \$10,621 | \$12,060 |
| Dorsopathies | 720-724 | 1 | 26 | 367 | \$4,263 | \$9,178 | \$23,643 |
| Rheumatism, excluding back | 725-729 | 1 | 24 | 388 | \$7,739 | \$9,647 | \$17,341 |
| Convulsions | 780.3 | 1 | 22 | 254 | \$2,802 | \$5,731 | \$12,231 |
| Headache and migraine | 784.0,346.90 | 1 | 2 | 94 | \$4,734 | \$6,970 | \$12,185 |
| Chest pain | 786.5 | 6 | 120 | 1,138 | \$5,870 | \$7,867 | \$12,152 |
| Abdominal pain | 789.0 | 11 | 71 | 523 | \$6,810 | \$9,520 | \$12,338 |
| Fractures, excluding lower limb | 800-819 | 4 | 99 | 3,237 | \$7,853 | \$10,910 | \$33,436 |
| Fracture of lower limb | 820-829 | 1 | 100 | 3,104 | \$11,163 | \$19,056 | \$28,772 |
| Open wound, excluding head | 874-897 | 1 | 6 | 242 | \$3,918 | \$7,464 | \$20,796 |
| All other | | 105 | 2,654 | 58,174 | \$5,949 | \$9,234 | \$20,854 |

* Excludes professional fees.

** Based on Principal Diagnosis.

*** Outliers were excluded in the calculation of average charges.

Health District of Hospital: Central Utah
Inpatient Peer group: Acute, rural, low CMI (n=16)

County: Sanpete
Ownership: Not for profit

ED beds: 3
Affiliation: Intermountain Healthcare

| | Number of Encounters | | | Charges(\$)* | | |
|--------------------|----------------------|-------|--------|--------------|--------------|-----------------|
| | Hospital | Peer | State | Hospital | Peer | State |
| Total ER charges | 201 | 4,522 | 86,035 | \$1,642,407 | \$45,077,766 | \$1,915,837,458 |
| Average ER charges | . | . | . | \$7,982 | \$9,582 | \$20,469 |

Principal Diagnosis Group and ICD-9 Codes**

| | | Number of Encounters | | | Average Charges (\$)*** | | |
|---|---|----------------------|-------|--------|-------------------------|----------|----------|
| | | Hospital | Peer | State | Hospital | Peer | State |
| Diabetes | 250.0-250.9 | 3 | 127 | 1,713 | \$5,038 | \$8,249 | \$12,713 |
| Heart dis. excl. ischemic | 391-392.0,393-398,402,404,415,416,420-429 | 11 | 310 | 5,773 | \$10,119 | \$10,932 | \$22,440 |
| Acute upper respiratory inf., excl. pharyngitis | 460-461,463-466 | 8 | 84 | 1,725 | \$7,355 | \$5,885 | \$8,898 |
| Pneumonia | 480-486 | 24 | 518 | 4,540 | \$8,573 | \$10,012 | \$16,023 |
| Chronic and unspedified bronchitis | 490-491 | 5 | 81 | 943 | \$12,695 | \$12,851 | \$16,176 |
| Asthma | 493 | 5 | 98 | 1,360 | \$4,556 | \$7,563 | \$10,232 |
| Noninfectious enteritis and colitis | 555-558 | 1 | 76 | 943 | \$17,082 | \$8,119 | \$19,409 |
| Urinary tract infection, site not specified | 599.0 | 4 | 83 | 1,205 | \$13,004 | \$10,621 | \$12,060 |
| Rheumatism, excluding back | 725-729 | 3 | 24 | 388 | \$8,270 | \$9,647 | \$17,341 |
| Convulsions | 780.3 | 3 | 22 | 254 | \$6,291 | \$5,731 | \$12,231 |
| Chest pain | 786.5 | 10 | 120 | 1,138 | \$5,714 | \$7,867 | \$12,152 |
| Abdominal pain | 789.0 | 1 | 71 | 523 | \$5,580 | \$9,520 | \$12,338 |
| Fractures, excluding lower limb | 800-819 | 3 | 99 | 3,237 | \$12,753 | \$10,910 | \$33,436 |
| Fracture of lower limb | 820-829 | 2 | 100 | 3,104 | \$3,338 | \$19,056 | \$28,772 |
| All other | | 118 | 2,654 | 58,174 | \$7,682 | \$9,234 | \$20,854 |

* Excludes professional fees.

** Based on Principal Diagnosis.

*** Outliers were excluded in the calculation of average charges.

Table 25
ED Inpatient Encounters by Top-Volume Diagnostic Categories
January 1, 2009 to December 31, 2009

Health District of Hospital: Central Utah
Inpatient Peer group: Acute, rural, low CMI (n=16)

County: Sevier
Ownership: Not for profit

ED beds: 3
Affiliation: Intermountain Healthcare

| | Number of Encounters | | | Charges(\$)* | | |
|--------------------|----------------------|-------|--------|--------------|--------------|-----------------|
| | Hospital | Peer | State | Hospital | Peer | State |
| Total ER charges | 438 | 4,522 | 86,035 | \$3,799,881 | \$45,077,766 | \$1,915,837,458 |
| Average ER charges | . | . | . | \$8,676 | \$9,582 | \$20,469 |

Principal Diagnosis Group and ICD-9 Codes**

| | | Number of Encounters | | | Average Charges (\$)*** | | |
|---|---|----------------------|-------|--------|-------------------------|----------|----------|
| | | Hospital | Peer | State | Hospital | Peer | State |
| Diabetes | 250.0-250.9 | 17 | 127 | 1,713 | \$5,887 | \$8,249 | \$12,713 |
| Heart dis. excl. ischemic | 391-392.0,393-398,402,404,415,416,420-429 | 34 | 310 | 5,773 | \$9,290 | \$10,932 | \$22,440 |
| Acute upper respiratory inf., excl. pharyngitis | 460-461,463-466 | 7 | 84 | 1,725 | \$7,715 | \$5,885 | \$8,898 |
| Acute pharyngitis | 462 | 1 | 1 | 8 | \$3,797 | \$3,797 | \$9,052 |
| Pneumonia | 480-486 | 52 | 518 | 4,540 | \$9,153 | \$10,012 | \$16,023 |
| Chronic and unspecified bronchitis | 490-491 | 9 | 81 | 943 | \$9,368 | \$12,851 | \$16,176 |
| Asthma | 493 | 13 | 98 | 1,360 | \$7,511 | \$7,563 | \$10,232 |
| Noninfectious enteritis and colitis | 555-558 | 8 | 76 | 943 | \$9,534 | \$8,119 | \$19,409 |
| Urinary tract infection, site not specified | 599.0 | 6 | 83 | 1,205 | \$11,346 | \$10,621 | \$12,060 |
| Dorsopathies | 720-724 | 3 | 26 | 367 | \$7,244 | \$9,178 | \$23,643 |
| Rheumatism, excluding back | 725-729 | 1 | 24 | 388 | \$3,943 | \$9,647 | \$17,341 |
| Convulsions | 780.3 | 2 | 22 | 254 | \$4,071 | \$5,731 | \$12,231 |
| Chest pain | 786.5 | 7 | 120 | 1,138 | \$4,604 | \$7,867 | \$12,152 |
| Abdominal pain | 789.0 | 4 | 71 | 523 | \$9,860 | \$9,520 | \$12,338 |
| Fractures, excluding lower limb | 800-819 | 21 | 99 | 3,237 | \$6,616 | \$10,910 | \$33,436 |
| Fracture of lower limb | 820-829 | 8 | 100 | 3,104 | \$7,376 | \$19,056 | \$28,772 |
| Sprains and strains, excluding ankle and back | 840-844,845.1,848 | 1 | 3 | 31 | \$5,598 | \$8,992 | \$17,314 |
| Open wound, excluding head | 874-897 | 1 | 6 | 242 | \$9,962 | \$7,464 | \$20,796 |
| Contusion with intact skin surface | 920-924 | 3 | 7 | 96 | \$5,131 | \$7,970 | \$13,768 |
| All other | | 240 | 2,654 | 58,174 | \$9,123 | \$9,234 | \$20,854 |

* Excludes professional fees.

** Based on Principal Diagnosis.

*** Outliers were excluded in the calculation of average charges.

Health District of Hospital: Salt Lake County
Inpatient Peer group: Acute, urban, upper medium CMI (n=4)

County: Salt Lake
Ownership: Investor-owned

ED beds: 15
Affiliation: IASIS Health Care

| | Number of Encounters | | | Charges(\$)* | | |
|--------------------|----------------------|--------|--------|--------------|---------------|-----------------|
| | Hospital | Peer | State | Hospital | Peer | State |
| Total ER charges | 1,221 | 20,011 | 86,035 | \$32,938,380 | \$505,538,401 | \$1,915,837,458 |
| Average ER charges | . | . | . | \$24,956 | \$23,434 | \$20,469 |

Principal Diagnosis Group and ICD-9 Codes**

| | | Number of Encounters | | | Average Charges (\$)*** | | |
|---|---|----------------------|--------|--------|-------------------------|----------|----------|
| | | Hospital | Peer | State | Hospital | Peer | State |
| Diabetes | 250.0-250.9 | 23 | 370 | 1,713 | \$17,217 | \$14,882 | \$12,713 |
| Heart dis. excl. ischemic | 391-392.0,393-398,402,404,415,416,420-429 | 113 | 1,580 | 5,773 | \$29,300 | \$24,776 | \$22,440 |
| Acute upper respiratory inf., excl. pharyngitis | 460-461,463-466 | 2 | 164 | 1,725 | \$12,609 | \$11,003 | \$8,898 |
| Pneumonia | 480-486 | 74 | 966 | 4,540 | \$21,332 | \$19,060 | \$16,023 |
| Chronic and unspedified bronchitis | 490-491 | 23 | 264 | 943 | \$16,938 | \$17,894 | \$16,176 |
| Asthma | 493 | 20 | 185 | 1,360 | \$15,359 | \$12,920 | \$10,232 |
| Noninfectious enteritis and colitis | 555-558 | 11 | 222 | 943 | \$13,955 | \$24,495 | \$19,409 |
| Urinary tract infection, site not specified | 599.0 | 25 | 286 | 1,205 | \$13,951 | \$13,494 | \$12,060 |
| Dorsopathies | 720-724 | 5 | 106 | 367 | \$13,491 | \$30,354 | \$23,643 |
| Rheumatism, excluding back | 725-729 | 8 | 92 | 388 | \$13,258 | \$21,622 | \$17,341 |
| Convulsions | 780.3 | 2 | 43 | 254 | \$22,875 | \$16,678 | \$12,231 |
| Headache and migraine | 784.0,346.90 | 2 | 26 | 94 | \$13,995 | \$15,927 | \$12,185 |
| Chest pain | 786.5 | 10 | 262 | 1,138 | \$16,885 | \$14,029 | \$12,152 |
| Abdominal pain | 789.0 | 5 | 114 | 523 | \$11,510 | \$15,044 | \$12,338 |
| Fractures, excluding lower limb | 800-819 | 15 | 702 | 3,237 | \$17,814 | \$35,365 | \$33,436 |
| Fracture of lower limb | 820-829 | 28 | 769 | 3,104 | \$40,485 | \$31,173 | \$28,772 |
| Sprains and strains, excluding ankle and back | 840-844,845.1,848 | 1 | 7 | 31 | \$6,778 | \$15,434 | \$17,314 |
| Sprains and strains of back | 846-847 | 2 | 5 | 38 | \$9,712 | \$9,200 | \$11,908 |
| Contusion with intact skin surface | 920-924 | 1 | 20 | 96 | \$13,148 | \$15,512 | \$13,768 |
| All other | | 851 | 13,777 | 58,174 | \$25,947 | \$23,643 | \$20,854 |

* Excludes professional fees.

** Based on Principal Diagnosis.

*** Outliers were excluded in the calculation of average charges.

Table 25
ED Inpatient Encounters by Top-Volume Diagnostic Categories
January 1, 2009 to December 31, 2009

Health District of Hospital: Salt Lake County
Inpatient Peer group: Acute, urban, upper medium CMI (n=4)

County: Salt Lake
Ownership: Investor-owned

ED beds: 21
Affiliation: Mountainstar Healthcare

| | Number of Encounters | | | Charges(\$)* | | |
|--------------------|----------------------|--------|--------|---------------|---------------|-----------------|
| | Hospital | Peer | State | Hospital | Peer | State |
| Total ER charges | 5,173 | 20,011 | 86,035 | \$137,617,006 | \$505,538,401 | \$1,915,837,458 |
| Average ER charges | . | . | . | \$24,699 | \$23,434 | \$20,469 |

Principal Diagnosis Group and ICD-9 Codes**

| | | Number of Encounters | | | Average Charges (\$)*** | | |
|---|---|----------------------|--------|--------|-------------------------|----------|----------|
| | | Hospital | Peer | State | Hospital | Peer | State |
| Diabetes | 250.0-250.9 | 111 | 370 | 1,713 | \$16,602 | \$14,882 | \$12,713 |
| Heart dis. excl. ischemic | 391-392.0,393-398,402,404,415,416,420-429 | 525 | 1,580 | 5,773 | \$25,414 | \$24,776 | \$22,440 |
| Acute upper respiratory inf., excl. pharyngitis | 460-461,463-466 | 18 | 164 | 1,725 | \$11,388 | \$11,003 | \$8,898 |
| Acute pharyngitis | 462 | 1 | 2 | 8 | \$18,919 | \$14,937 | \$9,052 |
| Pneumonia | 480-486 | 372 | 966 | 4,540 | \$18,715 | \$19,060 | \$16,023 |
| Chronic and unspedified bronchitis | 490-491 | 110 | 264 | 943 | \$16,419 | \$17,894 | \$16,176 |
| Asthma | 493 | 53 | 185 | 1,360 | \$12,065 | \$12,920 | \$10,232 |
| Noninfectious enteritis and colitis | 555-558 | 83 | 222 | 943 | \$25,614 | \$24,495 | \$19,409 |
| Urinary tract infection, site not specified | 599.0 | 151 | 286 | 1,205 | \$13,595 | \$13,494 | \$12,060 |
| Dorsopathies | 720-724 | 37 | 106 | 367 | \$27,303 | \$30,354 | \$23,643 |
| Rheumatism, excluding back | 725-729 | 31 | 92 | 388 | \$17,375 | \$21,622 | \$17,341 |
| Convulsions | 780.3 | 13 | 43 | 254 | \$12,805 | \$16,678 | \$12,231 |
| Headache and migraine | 784.0,346.90 | 18 | 26 | 94 | \$16,635 | \$15,927 | \$12,185 |
| Chest pain | 786.5 | 62 | 262 | 1,138 | \$15,058 | \$14,029 | \$12,152 |
| Abdominal pain | 789.0 | 56 | 114 | 523 | \$17,560 | \$15,044 | \$12,338 |
| Fractures, excluding lower limb | 800-819 | 139 | 702 | 3,237 | \$21,538 | \$35,365 | \$33,436 |
| Fracture of lower limb | 820-829 | 198 | 769 | 3,104 | \$32,242 | \$31,173 | \$28,772 |
| Sprains and strains, excluding ankle and back | 840-844,845.1,848 | 2 | 7 | 31 | \$12,322 | \$15,434 | \$17,314 |
| Open wound of head | 870-873 | 1 | 15 | 86 | \$14,234 | \$23,094 | \$16,418 |
| Open wound, excluding head | 874-897 | 3 | 28 | 242 | \$21,299 | \$16,591 | \$20,796 |
| Superficial injury | 910-919 | 1 | 2 | 21 | \$6,072 | \$14,121 | \$12,279 |
| Contusion with intact skin surface | 920-924 | 6 | 20 | 96 | \$16,426 | \$15,512 | \$13,768 |
| All other | | 3,182 | 13,777 | 58,174 | \$26,807 | \$23,643 | \$20,854 |

* Excludes professional fees.

** Based on Principal Diagnosis.

*** Outliers were excluded in the calculation of average charges.

Health District of Hospital: Utah County
Inpatient Peer group: Acute, urban, low CMI (n=6)

County: Utah
Ownership: Investor-owned

ED beds: 6
Affiliation: Mountainstar Healthcare

| | Number of Encounters | | | Charges(\$)* | | |
|--------------------|----------------------|-------|--------|--------------|---------------|-----------------|
| | Hospital | Peer | State | Hospital | Peer | State |
| Total ER charges | 1,268 | 8,614 | 86,035 | \$33,947,356 | \$165,708,361 | \$1,915,837,458 |
| Average ER charges | . | . | . | \$22,328 | \$17,708 | \$20,469 |

Principal Diagnosis Group and ICD-9 Codes**

| | | Number of Encounters | | | Average Charges (\$)*** | | |
|---|---|----------------------|-------|--------|-------------------------|----------|----------|
| | | Hospital | Peer | State | Hospital | Peer | State |
| Diabetes | 250.0-250.9 | 31 | 194 | 1,713 | \$12,424 | \$13,521 | \$12,713 |
| Heart dis. excl. ischemic | 391-392.0,393-398,402,404,415,416,420-429 | 113 | 683 | 5,773 | \$29,459 | \$18,655 | \$22,440 |
| Acute upper respiratory inf., excl. pharyngitis | 460-461,463-466 | 9 | 70 | 1,725 | \$7,398 | \$7,738 | \$8,898 |
| Pneumonia | 480-486 | 89 | 539 | 4,540 | \$20,471 | \$15,553 | \$16,023 |
| Chronic and unspedified bronchitis | 490-491 | 13 | 94 | 943 | \$19,180 | \$14,105 | \$16,176 |
| Asthma | 493 | 14 | 121 | 1,360 | \$14,331 | \$11,988 | \$10,232 |
| Noninfectious enteritis and colitis | 555-558 | 23 | 119 | 943 | \$24,594 | \$17,475 | \$19,409 |
| Urinary tract infection, site not specified | 599.0 | 22 | 161 | 1,205 | \$15,494 | \$12,210 | \$12,060 |
| Dorsopathies | 720-724 | 8 | 37 | 367 | \$16,189 | \$16,493 | \$23,643 |
| Rheumatism, excluding back | 725-729 | 5 | 30 | 388 | \$21,216 | \$14,358 | \$17,341 |
| Convulsions | 780.3 | 1 | 16 | 254 | \$5,689 | \$11,272 | \$12,231 |
| Chest pain | 786.5 | 19 | 152 | 1,138 | \$15,802 | \$12,033 | \$12,152 |
| Abdominal pain | 789.0 | 5 | 61 | 523 | \$19,453 | \$12,221 | \$12,338 |
| Fractures, excluding lower limb | 800-819 | 20 | 145 | 3,237 | \$17,829 | \$16,173 | \$33,436 |
| Fracture of lower limb | 820-829 | 60 | 351 | 3,104 | \$31,317 | \$25,419 | \$28,772 |
| Contusion with intact skin surface | 920-924 | 1 | 5 | 96 | \$21,071 | \$10,644 | \$13,768 |
| All other | | 835 | 5,812 | 58,174 | \$22,199 | \$18,242 | \$20,854 |

* Excludes professional fees.

** Based on Principal Diagnosis.

*** Outliers were excluded in the calculation of average charges.

Table 25
ED Inpatient Encounters by Top-Volume Diagnostic Categories
January 1, 2009 to December 31, 2009

Health District of Hospital: TriCounty
Inpatient Peer group: Acute, rural, low CMI (n=16)

County: Duchesne
Ownership: Government

ED beds: 7
Affiliation: Freestanding

| | Number of Encounters | | | Charges(\$)* | | |
|--------------------|----------------------|-------|--------|--------------|--------------|-----------------|
| | Hospital | Peer | State | Hospital | Peer | State |
| Total ER charges | 598 | 4,522 | 86,035 | \$4,559,858 | \$45,077,766 | \$1,915,837,458 |
| Average ER charges | . | . | . | \$7,625 | \$9,582 | \$20,469 |

Principal Diagnosis Group and ICD-9 Codes**

| | | Number of Encounters | | | Average Charges (\$)*** | | |
|---|---|----------------------|-------|--------|-------------------------|----------|----------|
| | | Hospital | Peer | State | Hospital | Peer | State |
| Diabetes | 250.0-250.9 | 23 | 127 | 1,713 | \$5,652 | \$8,249 | \$12,713 |
| Heart dis. excl. ischemic | 391-392.0,393-398,402,404,415,416,420-429 | 49 | 310 | 5,773 | \$7,081 | \$10,932 | \$22,440 |
| Acute upper respiratory inf., excl. pharyngitis | 460-461,463-466 | 8 | 84 | 1,725 | \$5,266 | \$5,885 | \$8,898 |
| Pneumonia | 480-486 | 71 | 518 | 4,540 | \$7,026 | \$10,012 | \$16,023 |
| Chronic and unspedified bronchitis | 490-491 | 21 | 81 | 943 | \$7,350 | \$12,851 | \$16,176 |
| Asthma | 493 | 23 | 98 | 1,360 | \$5,466 | \$7,563 | \$10,232 |
| Noninfectious enteritis and colitis | 555-558 | 5 | 76 | 943 | \$8,736 | \$8,119 | \$19,409 |
| Urinary tract infection, site not specified | 599.0 | 7 | 83 | 1,205 | \$7,710 | \$10,621 | \$12,060 |
| Dorsopathies | 720-724 | 2 | 26 | 367 | \$8,030 | \$9,178 | \$23,643 |
| Rheumatism, excluding back | 725-729 | 2 | 24 | 388 | \$3,854 | \$9,647 | \$17,341 |
| Convulsions | 780.3 | 1 | 22 | 254 | \$8,553 | \$5,731 | \$12,231 |
| Chest pain | 786.5 | 8 | 120 | 1,138 | \$5,907 | \$7,867 | \$12,152 |
| Abdominal pain | 789.0 | 3 | 71 | 523 | \$8,738 | \$9,520 | \$12,338 |
| Fractures, excluding lower limb | 800-819 | 8 | 99 | 3,237 | \$8,163 | \$10,910 | \$33,436 |
| Fracture of lower limb | 820-829 | 26 | 100 | 3,104 | \$14,720 | \$19,056 | \$28,772 |
| Sprains and strains, excluding ankle and back | 840-844,845.1,848 | 1 | 3 | 31 | \$14,731 | \$8,992 | \$17,314 |
| Open wound, excluding head | 874-897 | 1 | 6 | 242 | \$6,260 | \$7,464 | \$20,796 |
| Contusion with intact skin surface | 920-924 | 1 | 7 | 96 | \$4,612 | \$7,970 | \$13,768 |
| All other | | 338 | 2,654 | 58,174 | \$7,647 | \$9,234 | \$20,854 |

* Excludes professional fees.

** Based on Principal Diagnosis.

*** Outliers were excluded in the calculation of average charges.

Table 25
ED Inpatient Encounters by Top-Volume Diagnostic Categories
January 1, 2009 to December 31, 2009

Health District of Hospital: Salt Lake County
Inpatient Peer group: Acute, urban, high CMI (n=2)

County: Salt Lake
Ownership: Government

ED beds: 28
Affiliation: University Healthcare

| | Number of Encounters | | | Charges(\$)* | | |
|--------------------|----------------------|--------|--------|---------------|---------------|-----------------|
| | Hospital | Peer | State | Hospital | Peer | State |
| Total ER charges | 8,852 | 20,126 | 86,035 | \$246,059,713 | \$569,614,751 | \$1,915,837,458 |
| Average ER charges | . | . | . | \$24,204 | \$25,629 | \$20,469 |

Principal Diagnosis Group and ICD-9 Codes**

| | | Number of Encounters | | | Average Charges (\$)** | | |
|---|---|----------------------|--------|--------|------------------------|----------|----------|
| | | Hospital | Peer | State | Hospital | Peer | State |
| Diabetes | 250.0-250.9 | 98 | 307 | 1,713 | \$14,034 | \$14,643 | \$12,713 |
| Otitis media and Eustachian tube disorders | 381-382 | 1 | 1 | 28 | \$9,910 | \$9,910 | \$7,626 |
| Heart dis. excl. ischemic | 391-392.0,393-398,402,404,415,416,420-429 | 372 | 1,316 | 5,773 | \$25,923 | \$26,736 | \$22,440 |
| Acute upper respiratory inf., excl. pharyngitis | 460-461,463-466 | 13 | 45 | 1,725 | \$11,955 | \$10,962 | \$8,898 |
| Acute pharyngitis | 462 | 1 | 2 | 8 | \$3,884 | \$7,387 | \$9,052 |
| Pneumonia | 480-486 | 193 | 486 | 4,540 | \$17,251 | \$17,979 | \$16,023 |
| Chronic and unspecified bronchitis | 490-491 | 70 | 164 | 943 | \$15,522 | \$16,713 | \$16,176 |
| Asthma | 493 | 59 | 171 | 1,360 | \$12,285 | \$13,291 | \$10,232 |
| Noninfectious enteritis and colitis | 555-558 | 72 | 185 | 943 | \$18,384 | \$19,950 | \$19,409 |
| Urinary tract infection, site not specified | 599.0 | 68 | 215 | 1,205 | \$11,615 | \$12,286 | \$12,060 |
| Dorsopathies | 720-724 | 31 | 115 | 367 | \$31,449 | \$27,725 | \$23,643 |
| Rheumatism, excluding back | 725-729 | 44 | 87 | 388 | \$19,870 | \$20,917 | \$17,341 |
| Convulsions | 780.3 | 27 | 47 | 254 | \$13,498 | \$15,844 | \$12,231 |
| Headache and migraine | 784.0,346.90 | 10 | 22 | 94 | \$12,216 | \$14,158 | \$12,185 |
| Chest pain | 786.5 | 89 | 250 | 1,138 | \$9,541 | \$12,193 | \$12,152 |
| Abdominal pain | 789.0 | 27 | 68 | 523 | \$10,482 | \$12,074 | \$12,338 |
| Fractures, excluding lower limb | 800-819 | 642 | 1,444 | 3,237 | \$49,223 | \$44,319 | \$33,436 |
| Fracture of lower limb | 820-829 | 333 | 788 | 3,104 | \$30,778 | \$33,880 | \$28,772 |
| Sprains and strains, excluding ankle and back | 840-844,845.1,848 | 3 | 8 | 31 | \$16,237 | \$23,498 | \$17,314 |
| Sprains and strains of back | 846-847 | 3 | 14 | 38 | \$15,246 | \$14,827 | \$11,908 |
| Open wound of head | 870-873 | 22 | 48 | 86 | \$15,303 | \$17,015 | \$16,418 |
| Open wound, excluding head | 874-897 | 73 | 148 | 242 | \$21,848 | \$20,931 | \$20,796 |
| Superficial injury | 910-919 | 5 | 7 | 21 | \$17,091 | \$16,117 | \$12,279 |
| Contusion with intact skin surface | 920-924 | 11 | 35 | 96 | \$16,699 | \$16,373 | \$13,768 |
| All other | | 6,585 | 14,149 | 58,174 | \$22,525 | \$24,743 | \$20,854 |

* Excludes professional fees.

** Based on Principal Diagnosis.

*** Outliers were excluded in the calculation of average charges.

Table 25
ED Inpatient Encounters by Top-Volume Diagnostic Categories
January 1, 2009 to December 31, 2009

Health District of Hospital: Salt Lake County
Inpatient Peer group: None (n=4)

County: Salt Lake
Ownership: Government

ED beds: 0
Affiliation: University Healthcare

| | Number of Encounters | | | Charges(\$)* | | |
|--------------------|----------------------|------|--------|--------------|------|-----------------|
| | Hospital | Peer | State | Hospital | Peer | State |
| Total ER charges | 437 | . | 86,035 | \$10,937,455 | . | \$1,915,837,458 |
| Average ER charges | . | . | . | \$19,516 | . | \$20,469 |

| Principal Diagnosis Group and ICD-9 Codes** | Number of Encounters | | | Average Charges (\$)*** | | |
|---|----------------------|------|--------|-------------------------|------|----------|
| | Hospital | Peer | State | Hospital | Peer | State |
| Diabetes 250.0-250.9 | 1 | . | 1,713 | \$7,762 | . | \$12,713 |
| Heart dis. excl. ischemic 391-392.0,393-398,402,404,415,416,420-429 | 12 | . | 5,773 | \$14,027 | . | \$22,440 |
| Acute upper respiratory inf., excl. pharyngitis 460-461,463-466 | 2 | . | 1,725 | \$17,086 | . | \$8,898 |
| Pneumonia 480-486 | 12 | . | 4,540 | \$21,168 | . | \$16,023 |
| Chronic and unspedified bronchitis 490-491 | 1 | . | 943 | \$5,204 | . | \$16,176 |
| Noninfectious enteritis and colitis 555-558 | 1 | . | 943 | \$5,007 | . | \$19,409 |
| Urinary tract infection, site not specified 599.0 | 7 | . | 1,205 | \$19,076 | . | \$12,060 |
| Dorsopathies 720-724 | 1 | . | 367 | \$10,353 | . | \$23,643 |
| Rheumatism, excluding back 725-729 | 2 | . | 388 | \$21,271 | . | \$17,341 |
| Chest pain 786.5 | 1 | . | 1,138 | \$18,778 | . | \$12,152 |
| Abdominal pain 789.0 | 3 | . | 523 | \$6,592 | . | \$12,338 |
| Fractures, excluding lower limb 800-819 | 1 | . | 3,237 | \$3,409 | . | \$33,436 |
| Contusion with intact skin surface 920-924 | 1 | . | 96 | . | . | \$13,768 |
| All other | 392 | . | 58,174 | \$19,935 | . | \$20,854 |

* Excludes professional fees.

** Based on Principal Diagnosis.

*** Outliers were excluded in the calculation of average charges.

Table 25
ED Inpatient Encounters by Top-Volume Diagnostic Categories
January 1, 2009 to December 31, 2009

Health District of Hospital: Utah County County: Utah ED beds: 20
Inpatient Peer group: Acute, urban, upper medium CMI (n=4) Ownership: Not for profit Affiliation: Intermountain Healthcare

| | Number of Encounters | | | Charges(\$)* | | |
|--------------------|----------------------|--------|--------|---------------|---------------|-----------------|
| | Hospital | Peer | State | Hospital | Peer | State |
| Total ER charges | 5,606 | 20,011 | 86,035 | \$150,690,825 | \$505,538,401 | \$1,915,837,458 |
| Average ER charges | . | . | . | \$24,808 | \$23,434 | \$20,469 |

| Principal Diagnosis Group and ICD-9 Codes** | Number of Encounters | | | Average Charges (\$)*** | | |
|---|----------------------|--------|--------|-------------------------|----------|----------|
| | Hospital | Peer | State | Hospital | Peer | State |
| Diabetes 250.0-250.9 | 88 | 370 | 1,713 | \$14,232 | \$14,882 | \$12,713 |
| Otitis media and Eustachian tube disorders 381-382 | 1 | 4 | 28 | \$10,429 | \$11,046 | \$7,626 |
| Heart dis. excl. ischemic 391-392.0,393-398,402,404,415,416,420-429 | 421 | 1,580 | 5,773 | \$24,432 | \$24,776 | \$22,440 |
| Acute upper respiratory inf., excl. pharyngitis 460-461,463-466 | 51 | 164 | 1,725 | \$11,716 | \$11,003 | \$8,898 |
| Pneumonia 480-486 | 206 | 966 | 4,540 | \$23,649 | \$19,060 | \$16,023 |
| Chronic and unspedified bronchitis 490-491 | 35 | 264 | 943 | \$18,160 | \$17,894 | \$16,176 |
| Asthma 493 | 35 | 185 | 1,360 | \$15,814 | \$12,920 | \$10,232 |
| Noninfectious enteritis and colitis 555-558 | 41 | 222 | 943 | \$30,592 | \$24,495 | \$19,409 |
| Urinary tract infection, site not specified 599.0 | 52 | 286 | 1,205 | \$14,651 | \$13,494 | \$12,060 |
| Dorsopathies 720-724 | 51 | 106 | 367 | \$33,869 | \$30,354 | \$23,643 |
| Rheumatism, excluding back 725-729 | 19 | 92 | 388 | \$29,910 | \$21,622 | \$17,341 |
| Convulsions 780.3 | 13 | 43 | 254 | \$19,418 | \$16,678 | \$12,231 |
| Headache and migraine 784.0,346.90 | 4 | 26 | 94 | \$17,767 | \$15,927 | \$12,185 |
| Chest pain 786.5 | 105 | 262 | 1,138 | \$12,603 | \$14,029 | \$12,152 |
| Abdominal pain 789.0 | 18 | 114 | 523 | \$14,151 | \$15,044 | \$12,338 |
| Fractures, excluding lower limb 800-819 | 334 | 702 | 3,237 | \$39,366 | \$35,365 | \$33,436 |
| Fracture of lower limb 820-829 | 265 | 769 | 3,104 | \$31,631 | \$31,173 | \$28,772 |
| Sprains and strains, excluding ankle and back 840-844,845.1,848 | 2 | 7 | 31 | \$25,429 | \$15,434 | \$17,314 |
| Sprains and strains of back 846-847 | 1 | 5 | 38 | \$13,041 | \$9,200 | \$11,908 |
| Open wound of head 870-873 | 9 | 15 | 86 | \$16,173 | \$23,094 | \$16,418 |
| Open wound, excluding head 874-897 | 16 | 28 | 242 | \$16,765 | \$16,591 | \$20,796 |
| Contusion with intact skin surface 920-924 | 3 | 20 | 96 | \$20,696 | \$15,512 | \$13,768 |
| All other | 3,836 | 13,777 | 58,174 | \$24,115 | \$23,643 | \$20,854 |

* Excludes professional fees.
** Based on Principal Diagnosis.
*** Outliers were excluded in the calculation of average charges.

Health District of Hospital: Southwest Utah
Inpatient Peer group: Acute, rural, high CMI (n=7)

County: Iron
Ownership: Not for profit

ED beds: 7
Affiliation: Intermountain Healthcare

| | Number of Encounters | | | Charges(\$)* | | |
|--------------------|----------------------|--------|--------|--------------|---------------|-----------------|
| | Hospital | Peer | State | Hospital | Peer | State |
| Total ER charges | 1,060 | 11,594 | 86,035 | \$12,426,323 | \$194,435,628 | \$1,915,837,458 |
| Average ER charges | . | . | . | \$11,508 | \$16,272 | \$20,469 |

Principal Diagnosis Group and ICD-9 Codes**

| | | Number of Encounters | | | Average Charges (\$)*** | | |
|---|---|----------------------|-------|--------|-------------------------|----------|----------|
| | | Hospital | Peer | State | Hospital | Peer | State |
| Diabetes | 250.0-250.9 | 8 | 200 | 1,713 | \$6,463 | \$12,242 | \$12,713 |
| Heart dis. excl. ischemic | 391-392.0,393-398,402,404,415,416,420-429 | 67 | 840 | 5,773 | \$11,101 | \$18,941 | \$22,440 |
| Acute upper respiratory inf., excl. pharyngitis | 460-461,463-466 | 12 | 111 | 1,725 | \$7,378 | \$7,043 | \$8,898 |
| Pneumonia | 480-486 | 119 | 819 | 4,540 | \$11,591 | \$12,735 | \$16,023 |
| Chronic and unspedified bronchitis | 490-491 | 23 | 165 | 943 | \$11,103 | \$12,944 | \$16,176 |
| Asthma | 493 | 13 | 119 | 1,360 | \$10,603 | \$8,473 | \$10,232 |
| Noninfectious enteritis and colitis | 555-558 | 21 | 129 | 943 | \$12,171 | \$17,388 | \$19,409 |
| Urinary tract infection, site not specified | 599.0 | 43 | 166 | 1,205 | \$8,961 | \$10,645 | \$12,060 |
| Dorsopathies | 720-724 | 6 | 44 | 367 | \$7,299 | \$17,439 | \$23,643 |
| Rheumatism, excluding back | 725-729 | 5 | 62 | 388 | \$11,515 | \$12,787 | \$17,341 |
| Convulsions | 780.3 | 1 | 18 | 254 | \$3,436 | \$13,709 | \$12,231 |
| Headache and migraine | 784.0,346.90 | 1 | 14 | 94 | \$4,614 | \$8,710 | \$12,185 |
| Chest pain | 786.5 | 46 | 193 | 1,138 | \$6,887 | \$9,916 | \$12,152 |
| Abdominal pain | 789.0 | 8 | 73 | 523 | \$8,302 | \$11,071 | \$12,338 |
| Fractures, excluding lower limb | 800-819 | 24 | 284 | 3,237 | \$11,993 | \$15,803 | \$33,436 |
| Fracture of lower limb | 820-829 | 53 | 531 | 3,104 | \$17,749 | \$22,745 | \$28,772 |
| Sprains and strains of back | 846-847 | 2 | 5 | 38 | \$7,729 | \$10,063 | \$11,908 |
| Open wound, excluding head | 874-897 | 1 | 14 | 242 | \$7,635 | \$9,001 | \$20,796 |
| Contusion with intact skin surface | 920-924 | 1 | 10 | 96 | \$14,434 | \$13,389 | \$13,768 |
| All other | | 606 | 7,785 | 58,174 | \$11,781 | \$16,726 | \$20,854 |

* Excludes professional fees.

** Based on Principal Diagnosis.

*** Outliers were excluded in the calculation of average charges.