

This is the Utah DOAs formal application process to submitting grant requests. If you have any questions prior to submitting your request, please contact Nick Holt or Craig Ide with the UDOT Division of Aeronautics at 801- 715-2260

Application Questions:

Questions found in this section are outlines in the "Utah Airport Revitalization Grant Opportunity -BRIEF"

Please give a detailed and meaningful description of the project.

Will there be a champion for the project? ☐ Yes ☐ No

Who is the airport contact
(Name, Email, Phone)?

Please provide information regarding any negative feedback received from the public or other parties concerning the project area?

Define the impact to airport users related to doing this project?

Could you please elaborate on the anticipated effects of the project area on airport "Air Side" users?

April 4, 2025

Utah Airport Revitalization Grant Application

Could you please elaborate on the anticipated effects of the project area on airport "Land Side" users?

Assuming the project is approved, could you please clarify how the airport plans to track customer feedback specifically related to this grant application?

Assuming the project is approved, could you please provide information on how the airport plans to maintain the project area for future use?

Please clarify if the airport will require additional State funds for project area maintenance?

☐ Yes ☐ No

Please provide the specific amount of additional funds?

Provide a list of supplies and equipment needed for the project.


Provide an itemized project cost.

What timeline do you have for the funding to be available?





Project Impact and Sustainability Measures

Describe this project's impact on the airport sponsor and what efforts the Airport Staff will take to sustain and upkeep the project area.

Please provide a screenshot/layout of the mapped project area.

A large, empty rectangular box with a thin black border, intended for a screenshot or layout of the mapped project area.

Please provide pictures of the project area.

An empty rectangular box with a thin blue border, intended for a picture of the project area.An empty rectangular box with a thin blue border, intended for a picture of the project area.An empty rectangular box with a thin blue border, intended for a picture of the project area.An empty rectangular box with a thin blue border, intended for a picture of the project area.