
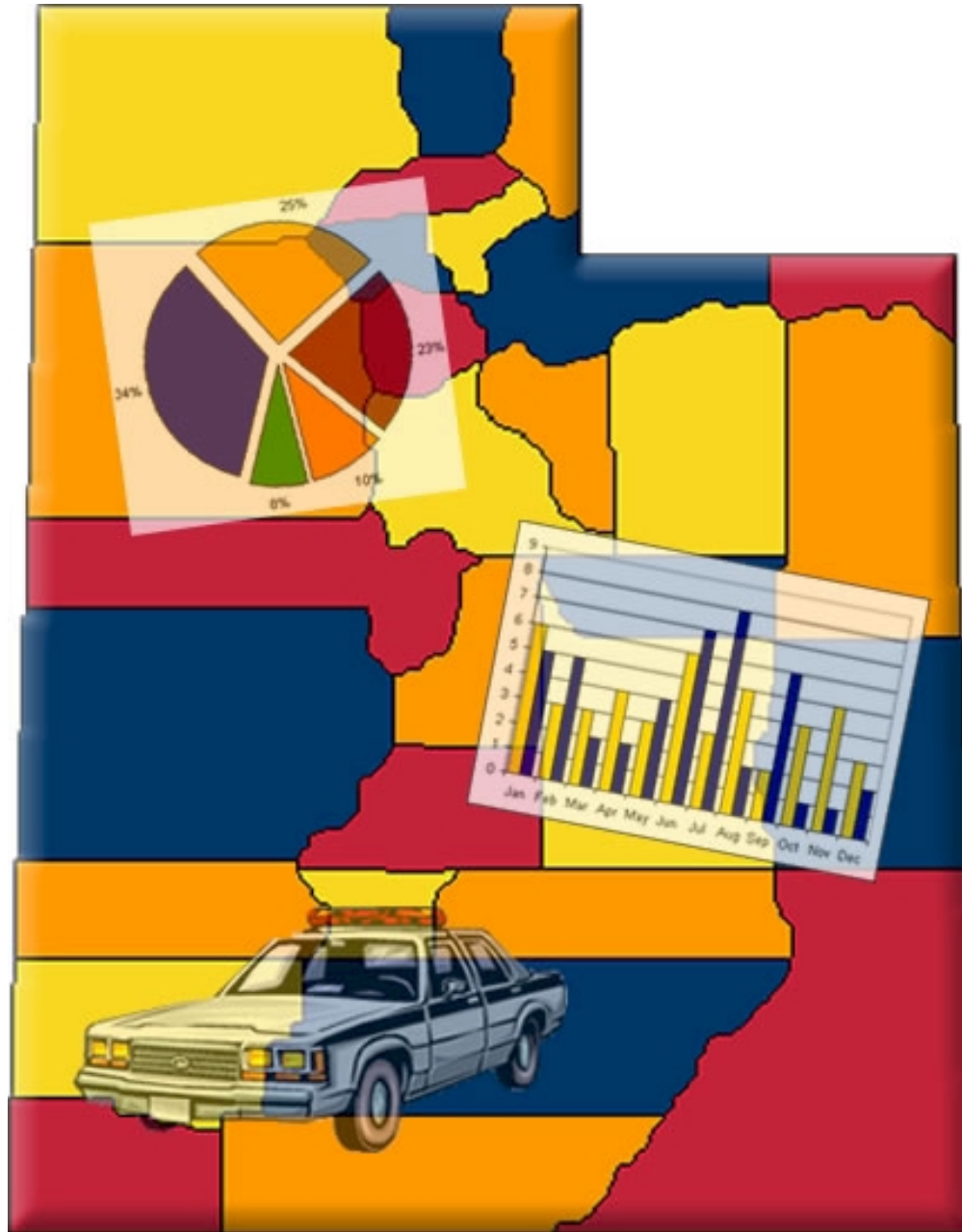


Crime in Utah

Quarterly Report

Department of Public Safety

January - June 2002



Department of Public Safety
Robert L. Flowers, Commissioner

Bureau of Criminal Identification
Nannette Rolfe, Bureau Director



SUMMARY BASED REPORTING

Introduction

This quarterly *Crime in Utah* report is published by the Bureau of Criminal Identification to give governmental leaders and citizens a better understanding of criminal activity in the state. The report is a compilation of crime data reported by local law enforcement agencies throughout the state. The data is reported under the guidelines of the Uniform Crime Reporting (UCR) program, a national program which uses generic crime definitions to ensure that crime data is comparable across political boundaries. BCI forwards data collected from Utah law enforcement agencies to the FBI, who in turn combines it with data from other states to compile and publish an annual report called *Crime in the United States*.

UCR data is collected in two formats: "summary based reporting" which has undergone only minor changes since the 1930's, and "incident based reporting" (IBR) which uses computer technology to collect more detailed information. The summary based system is still used by about half of Utah law enforcement agencies. Therefore, the data from agencies participating in the IBR system is also presented in the summary format to ensure comparable numbers. It is also presented in more detail in a separate section of this report.

In the summary based system, crimes are divided into two categories: *Part I Crimes*, which include criminal homicide (murder, nonnegligent manslaughter, and manslaughter by negligence), forcible rape, robbery, aggravated assault, burglary, larceny-theft, motor vehicle theft, and arson; and *Part II Crimes*, which include all other non-traffic crimes. The Part I crimes, except manslaughter by negligence, make up the "crime index" used by the FBI to track our nation's crime situation. Therefore, these crimes are often referred to as *index crimes*. The number of known offenses and arrests are reported on Part I Crimes, while only arrests are reported on Part II Crimes. If multiple Part I offenses are committed in the same criminal episode, only the most serious offense is reported.

The Part I Crimes are also categorized as *violent crimes* (murder and nonnegligent manslaughter, forcible rape, robbery, and aggravated assault) and *property crimes* (burglary, larceny-theft, motor vehicle theft, and arson) for analysis purposes.

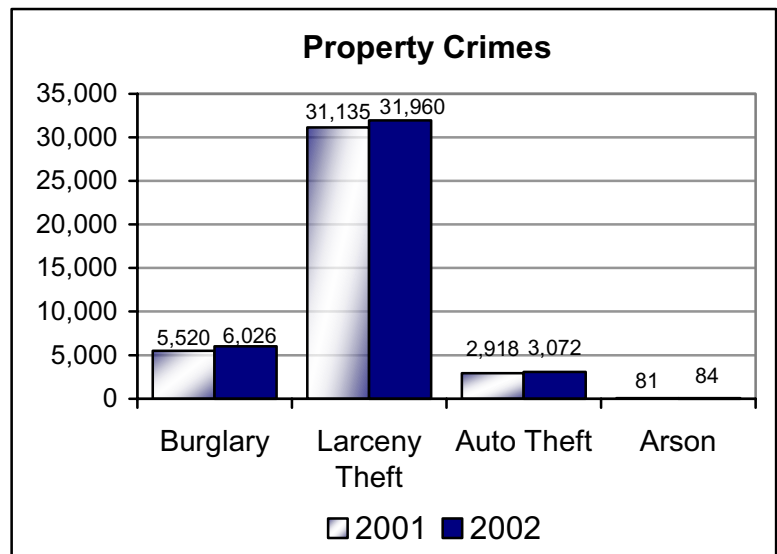
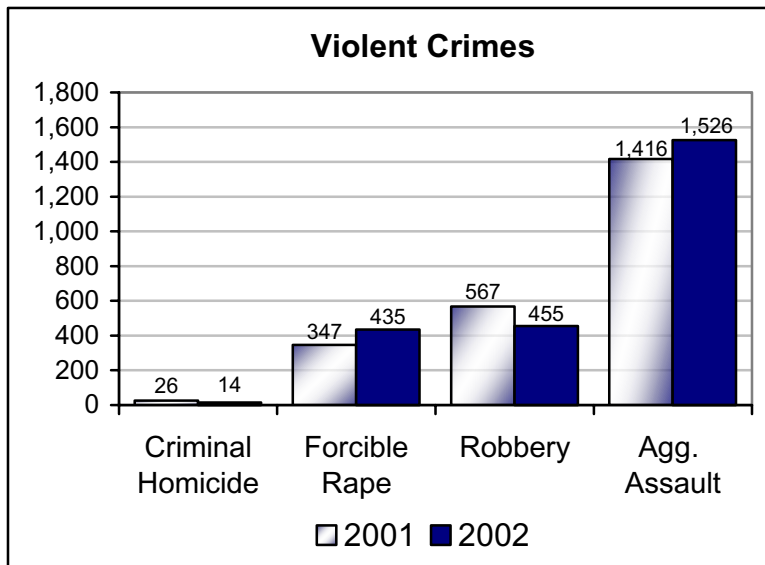
The statistics presented in this report are only as accurate as the data provided by the local law enforcement agencies. *Nineteen law enforcement agencies did not submit data for this report.*

Summary Analysis

- ◆ During the first six months of 2002 a total of 43,572 index crimes were reported. This is a **3.72% increase** over the same period in 2001, in which there were 42,010 index crimes reported.
- ◆ Violent crime **increased 3.14%**. Murder decreased 46.15%, robbery decreased 19.75%, while rape increased 25.36%, and aggravated assault increased 7.77%.
- ◆ Property crime **increased 3.75%**. Burglary increased 9.17%, larceny increased 2.65, motor vehicle theft increased 5.28%, and arson increased 3.70%.
- ◆ There were 54,626 arrests reported in the first six months of 2002. This is down 2.73% from the same time last year. Adult arrests **decreased 0.58%**, juvenile arrests **decreased by 8.70%**.
- ◆ The dollar value of property stolen during the first six months of 2002 was \$40,871,847, **up by 0.41%** from last year. Reported recoveries totaled \$12,516,193, a **28.23% decrease** from last year.

SUMMARY BASED REPORTING

Crime Trends - January to June 2002



PROPERTY BY TYPE AND VALUE:	Stolen		Recovered	
	2001	2002	2001	2002
Currency, Notes, Etc.	\$3,032,596	\$2,880,103	\$109,314	\$555,752
Jewelry and Precious Metals	\$2,021,141	\$2,605,041	\$187,454	\$115,173
Clothing and Furs	\$1,016,542	\$1,199,919	\$100,345	\$78,031
Locally Stolen Motor Vehicles	\$16,096,278	\$16,472,932	\$7,755,318	\$7,646,731
Office Equipment	\$2,148,861	\$1,890,799	\$89,115	\$96,471
Televisions, Radios, Stereos, etc.	\$3,793,302	\$3,729,728	\$157,202	\$138,116
Firearms	\$205,258	\$232,617	\$34,090	\$21,966
Household Goods	\$917,672	\$489,119	\$35,918	\$44,624
Consumable Goods	\$365,329	\$140,554	\$27,056	\$26,154
Livestock	\$77,151	\$201,410	\$32,660	\$92,558
Miscellaneous	\$11,032,410	\$11,029,625	\$8,911,209	\$3,700,617
Total	\$40,706,540	\$40,871,847	\$17,439,681	\$12,516,193

SUMMARY BASED REPORTING
Crime Index Offenses By Contributing Agency -- January to June 2002

Agency	Homicide	Rape	Robbery	Agg. Assault	Burglary	Larceny	Auto Theft	Arson**	2002 Total	2001 Total
Beaver County S.O.	0	0	1	6	5	30	0	0	42	55
*Minersville PD			Reports Not Received					0		
Box Elder County S.O.	0	0	1	0	18	62	3	0	84	65
Brigham City PD	0	5	1	10	57	228	18	0	319	307
*Garland PD			Reports Not Received					0		
*Mantua PD			Reports Not Received					0		
Perry PD	0	0	0	3	11	15	2	0	31	10
Tremonton PD	0	1	0	2	16	76	6	0	101	84
*Willard PD			Reports Not Received					0		25
Cache County S.O.	0	3	0	9	21	147	7	0	187	261
Cache-Rich Drug Task Force***	0	0	0	0	0	0	0	0	0	0
Logan PD	0	3	0	17	33	314	9	0	376	342
*North Park PD	0	3	0	3	41	213	15	0	275	69
Smithfield PD	0	3	0	2	7	34	1	0	47	63
USU PD	0	0	0	0	5	64	0	0	69	78
Carbon County S.O.	0	1	0	4	15	24	2	0	46	63
CEU PD	0	0	0	0	0	5	1	0	6	13
East Carbon PD	0	0	0	2	6	8	0	0	16	3
Helper PD	0	0	0	2	4	9	1	0	16	16
Price PD	0	3	1	6	23	163	8	0	204	183
*Wellington PD	0	0	0	4	1	9	0	0	14	20
*Daggett County S.O.			Reports Not Received					0		9
Davis County S.O.			See IBR data on Pages 8 and 9					0		
Bountiful PD	0	1	2	6	48	300	20	0	377	447
Centerville PD	0	1	0	6	44	153	4	0	208	254
Clearfield PD	0	12	3	20	79	356	29	11	510	481
Clinton PD	0	0	0	4	20	72	6	1	103	69
Farmington PD	0	2	1	4	19	97	1	0	124	50
Kaysville PD	0	2	2	4	56	198	7	0	269	140
Layton PD	0	9	5	39	168	913	57	14	1,205	1,044
North Salt Lake PD	0	1	3	1	30	140	10	0	185	220
Sunset PD	0	5	0	0	7	35	3	0	50	50
Syracuse PD	0	0	0	4	16	55	8	1	84	33
West Bountiful PD	0	0	0	0	3	80	4	0	87	79
Woods Cross PD	0	1	3	1	15	73	9	0	102	137
*Duchesne County S.O.	0	0	0	1	18	35	6	0	60	32
Roosevelt PD	0	2	0	5	7	75	7	0	96	89
Emery County S.O.	0	2	0	2	14	88	4	0	110	106
*Garfield County S.O.			Reports Not Received					0		
Grand County S.O.	0	2	1	2	9	55	12	0	81	67
*Moab PD	0	1	0	7	18	105	7	0	138	134
Iron County S.O.	0	1	3	5	18	43	5	0	75	80
*Brian Head Marshal			Reports Not Received					0		
Cedar City PD	0	0	1	14	50	266	12	3	346	374
*Parowan PD			Reports Not Received					0		
SUU PD	0	0	0	0	0	16	0	0	16	28
*Juab County S.O.			Reports Not Received					0		
Nephi PD	0	1	0	2	20	36	2	0	61	65
*Kane County S.O.			Reports Not Received					0		
Kanab PD	0	1	0	3	4	22	0	0	30	46
Millard County S.O.	0	1	0	7	27	135	18	0	188	167
Morgan County S.O.			See IBR data on Pages 8 and 9					0		50
*Piute County S.O.	0	0	0	0	1	2	1	0	4	9
*Rich County S.O.***	0	0	0	0	1	6	1	0	8	23
Salt Lake County S.O.	4	78	57	182	941	5,637	535	0	7,434	5,970
*Alta Marshal			Reports Not Received					0		
Granite School District PD	0	0	1	61	6	64	0	0	132	149
Midvale PD	0	14	12	39	109	523	72	0	769	820
Murray PD	0	16	19	49	226	1,333	104	2	1,749	1,650
Salt Lake City PD	4	40	174	230	872	4,908	759	15	7,002	8,135
*SLCC PD	0	0	0	0	5	56	0	0	61	83
Sandy PD	0	9	16	55	255	1,143	70	9	1,557	1,604
South Jordan PD	0	3	3	4	94	271	5	4	384	305
South Salt Lake PD	1	17	16	29	157	516	148	0	884	1,028

*This agency did not submit a full 6 months of data

**The Bureau of Criminal Identification receives the arson statistics from the State Fire Marshal.

***The Cache-Rich Drug Task Force covers both Cache and Rich counties.

SUMMARY BASED REPORTING
Crime Index Offenses By Contributing Agency -- January - June 2002

Agency	Homicide	Rape	Robbery	Agg. Assault	Burglary	Larceny	Auto Theft	Arson**	2002 Total	2001 Total
U of U PD	0	0	0	3	11	248	10	0	272	255
West Jordan PD	0	14	14	67	219	1,233	112	0	1,659	1,355
West Valley PD	1	27	37	151	400	2,156	287	0	3,059	3,609
San Juan County S.O.	0	0	0	10	5	12	1	1	29	12
Blanding PD	1	0	0	4	4	4	0	0	13	
* Monticello PD	0	0	0	0	0	8	2	0	10	15
Sanpete County S.O.	0	2	1	6	32	49	2	0	92	27
* Ephraim PD	0	0	0	0	5	27	1	0	33	38
* Fairview PD			Reports Not Received					0		
* Fountain Green PD			Reports Not Received					0		
Gunnison PD	0	1	0	6	2	17	0	0	26	48
* Moroni PD			Reports Not Received					0		
* Mt. Pleasant PD			Reports Not Received					0		4
Sevier County S.O.	0	5	0	3	19	71	5	0	103	77
Richfield PD	0	6	1	2	21	156	2	0	188	180
Salina PD	0	1	0	0	2	80	4	0	87	52
* Summit County S.O.	0	1	0	0	17	132	9	0	159	191
* Kamas PD			Reports Not Received					0		
Park City PD	0	5	3	1	44	309	8	0	370	289
Tooele County S.O.	0	1	0	1	11	58	2	5	78	33
Grantsville PD	0	1	1	6	13	52	5	0	78	58
Stockton/Rush Valley PD	0	0	0	0	1	2	0	0	3	0
Tooele PD	0	2	2	34	68	160	34	0	300	100
Wendover PD	0	0	0	1	3	2	0	0	6	
Utah County S.O.	0	0	0	5	42	64	4	0	115	140
Naples PD	0	0	0	0	8	7	1	0	16	16
* Vernal PD	0	0	0	3	10	59	1	0	73	206
Utah County S.O.	0	2	3	15	36	99	13	0	168	84
Alpine/Highland PD	0	1	0	1	23	96	5	0	126	97
American Fork PD	0	1	0	7	76	387	29	0	500	408
BYU PD	0	0	0	3	8	160	2	0	173	149
* Lehi PD	0	2	0	7	63	87	19	0	178	177
Mapleton PD	0	0	0	1	19	49	3	0	72	55
Orem PD	1	9	7	17	171	1,484	85	0	1,774	1,554
Payson PD	0	1	0	2	19	151	13	0	186	182
Pleasant Grove/Lindon PD	0	1	1	4	54	339	29	4	432	398
* Provo PD	0	6	2	40	83	629	26	0	786	824
* Salem/Woodland Hills PD	0	0	0	0	21	39	0	0	60	26
Santaquin/Genola PD	0	1	0	2	4	54	2	0	63	29
Spanish Fork PD	0	0	2	4	71	334	12	0	423	406
* Springville PD	0	2	0	16	91	220	13	0	342	391
* Utah CO Major Crimes Task Force			Reports Not Received					0		5
* UVSC PD	0	0	0	2	0	33	0	0	35	39
* Wasatch County S.O.	0	0	0	1	9	24	1	0	35	74
* Heber City PD			Reports Not Received					0		45
Washington County S.O.	0	7	0	31	41	145	12	0	236	207
* Dixie College PD			Reports Not Received					0		
* Hildale PD	0	0	0	0	0	0	0	0	0	4
Hurricane PD	0	0	0	1	15	77	10	0	103	83
* Leeds PD	0	0	0	0	0	0	0	0	0	0
St. George PD	1	39	0	39	102	578	36	8	803	47
Wayne County S.O.	0	0	0	3	2	14	1	0	20	29
* Weber County S.O.	0	2	0	3	26	116	11	1	159	371
* Harrisville PD	0	0	1	0	2	19	0	0	22	68
North Ogden PD	0	0	0	2	27	125	4	0	158	164
Ogden PD	1	43	43	123	374	1,670	195	3	2,452	2,474
Pleasant View PD	0	0	0	2	13	69	4	0	88	91
Riverdale PD	0	0	3	2	12	165	16	1	199	203
Roy PD	0	5	5	38	52	286	25	0	411	454
South Ogden PD	0	0	3	0	26	222	12	1	264	291
Washington Terrace PD	0	3	0	0	21	132	5	0	161	125
* WSU PD	0	0	0	1	8	43	0	0	52	62
Parks and Recreation			Reports Not Received							5
Grand Total	14	435	455	1,526	6,026	31,960	3,072	84	43,572	42,010

*This agency did not submit a full 6 months of data

**The Bureau of Criminal Identification receives the arson statistics from the State Fire Marshal.

SUMMARY BASED REPORTING

Arrest Data by Agency - January to June 2002

Agency	Adult Arrests	Juvenile Arrests
Beaver County Sheriff	130	38
Minersville PD	NDS	
Box Elder County Sheriff	84	4
Brigham City PD	115	130
Garland PD	NDS	
Mantua PD	NDS	
Perry PD	51	5
Tremonton PD	48	40
Willard PD	NDS	
Cache County Sheriff	385	251
Cache-Rich Drug Task Force	3	0
Logan PD	763	393
North Park PD	189	121
Smithfield PD	20	1
USU PD	47	11
Carbon County Sheriff	123	6
CEU PD	0	0
East Carbon PD	54	18
Helper PD	73	8
Price PD	202	92
Wellington PD	51	0
Daggett County Sheriff	NDS	
Davis County Sheriff*		
Bountiful PD	177	148
Centerville PD	212	49
Clearfield PD	394	254
Clinton PD	94	29
Farmington PD	147	104
Kaysville PD	115	118
Layton PD	809	415
North Salt Lake PD	109	26
Sunset PD	137	60
Syracuse PD	134	58
West Bountiful PD	171	74
Woods Cross PD	296	71
Duchesne County Sheriff	157	49
Roosevelt PD	369	152
Emery County Sheriff	148	24
Garfield County Sheriff	NDS	
Grand County Sheriff	152	21
Moab PD	217	59
Iron County Sheriff	272	27
Brian Head Marshal	NDS	
Cedar City PD	521	163
Parowan PD	NDS	
SUU PD	6	4
Juab County Sheriff	NDS	
Nephi PD	107	60
Kane County Sheriff	NDS	
Kanab PD	133	40
Millard County Sheriff	175	79
Morgan County Sheriff*		
Piute County Sheriff	12	4
Rich County Sheriff	2	3
Salt Lake County Sheriff	6,286	832
Alta Marshal	NDS	
Granite School District PD	41	773
Midvale PD	536	267
Murray PD	913	265
Salt Lake City PD	6,603	805
SLCC PD	18	
Sandy PD	919	788
South Jordan PD	274	165
South Salt Lake PD	369	48

Agency	Adult Arrests	Juvenile Arrests
University Of Utah PD	47	5
West Jordan PD	1,132	596
West Valley PD	1,898	906
San Juan County Sheriff	68	8
Blanding PD	102	35
Monticello PD	21	9
Sanpete County Sheriff	36	27
Ephraim PD	38	2
Fairview PD	NDS	
Fountain Green PD	NDS	
Gunnison PD	104	70
Moroni PD	NDS	
Mt. Pleasant PD	NDS	
Sevier County Sheriff	148	79
Richfield PD	173	106
Salina PD	61	31
Summit County Sheriff	169	16
Kamas PD	NDS	
Park City PD	183	50
Tooele County Sheriff	148	19
Grantsville PD	75	44
Stockton/Rush Valley PD	2	0
Tooele PD	500	207
Wendover PD	26	0
Uintah County Sheriff	629	193
Naples PD	72	10
Vernal PD	215	63
Utah County Sheriff	840	189
Alpine/Highland PD	67	43
American Fork PD	426	168
BYU PD	83	11
Lehi PD	131	56
Mapleton PD	121	17
Orem PD	1,166	474
Payson PD	284	82
Pleasant Grove/Lindon PD	223	174
Provo PD	628	234
Salem/Woodland Hills PD	75	29
Santaquin/Genola PD	76	51
Spanish Fork PD	329	138
Springville PD	289	124
Utah CO Major Crimes Task Force	NDS	
UVSC PD	37	17
Wasatch County Sheriff	79	5
Heber City PD	NDS	
Washington County Sheriff	572	NDS
Dixie College PD	NDS	
Hildale PD	0	5
Hurricane PD	61	8
Leeds PD	0	0
St. George PD	1,776	778
Wayne County Sheriff	17	12
Weber County Sheriff	133	26
Harrisville PD	41	8
North Ogden PD	147	59
Ogden PD	3,231	871
Pleasant View PD	107	57
Riverdale PD	162	73
Roy PD	344	112
South Ogden PD	202	77
Washington Terrace PD	174	47
WSU PD	22	0
STATE TOTAL	41,053	13,573

NDS – No Data Submitted

Juvenile: an individual 17 years of age or younger - Adult: an individual 18 years of age or older

*These agencies are in NIBRS "Testing Status." They submitted NIBRS test data, but no summary based data, so arrest totals cannot be shown for them.

SUMMARY BASED REPORTING

Arrest Data by Offense

January to June 2002

Juvenile Arrests		
Crime Category	Total Arrests	
	2001	2002
Murder & Nonnegligent Manslaughter	2	3
Manslaughter by Negligence	0	1
Forcible Rape	35	25
Robbery	19	29
Aggravated Assault	217	214
Burglary	264	234
Larceny/Theft	3,286	3,006
Motor Vehicle Theft	154	171
Simple Assault	1,182	1,032
Arson	38	56
Part 1 Crime Arrests	5,197	4,771
Forgery and Counterfeiting	41	49
Fraud	30	32
Embezzlement	3	1
Stolen Property Offenses	102	81
Vandalism	726	711
Weapons Offenses	190	127
Prostitution	2	0
Sex Offenses	92	88
Sale/Opium	3	0
Sale/Marijuana	71	52
Sale/Synthetic Narcotics	1	3
Sale/Other	19	18
Possess/Opium	10	28
Possess/Marijuana	594	617
Possess/Synthetic Narcotics	11	18
Possess/Other	160	190
Bookmaking	0	0
Numbers and Lottery	0	0
All Other Gambling	0	0
Family and Children	17	17
D.U.I.	96	81
Liquor Laws	1,403	1,341
Drunkenness	119	39
Disorderly Conduct	1,111	1,053
Vagrancy	152	123
All Other Offenses	3,283	3,023
Curfew and Loitering	937	665
Run-Aways	497	445
Part 2 Crime Arrests	9,670	8,802
Grand Totals	14,867	13,573

Adult Arrests		
Crime Category	Total Arrests	
	2001	2002
Murder & Nonnegligent Manslaughter	20	15
Manslaughter by Negligence	3	1
Forcible Rape	78	50
Robbery	112	98
Aggravated Assault	334	407
Burglary	402	436
Larceny/Theft	4,111	4,199
Motor Vehicle Theft	147	241
Simple Assault	3,866	3,525
Arson	28	23
Part 1 Crime Arrests	9,101	8,995
Forgery and Counterfeiting	504	497
Fraud	313	370
Embezzlement	9	1
Stolen Property Offenses	278	276
Vandalism	812	806
Weapons Offenses	296	360
Prostitution	174	98
Sex Offenses	156	126
Sale/Opium	106	47
Sale/Marijuana	276	138
Sale/Synthetic Narcotics	26	16
Sale/Other	87	79
Possess/Opium	224	236
Possess/Marijuana	1,603	1,561
Possess/Synthetic Narcotics	105	118
Possess/Other	641	1,044
Bookmaking	0	0
Numbers and Lottery	0	0
All Other Gambling	0	0
Family and Children	616	606
D.U.I.	4,274	3,440
Liquor Laws	4,875	4,342
Drunkenness	2,654	2,258
Disorderly Conduct	1,586	1,499
Vagrancy	9	11
All Other Offenses	12,566	14,129
Part 2 Crime Arrests	32,190	32,058
Grand Totals	41,291	41,053

Juvenile: an individual 17 years of age or younger
 Adult: an individual 18 years of age or older

INCIDENT BASED REPORTING

Introduction – What is Incident Based Reporting?

The National Incident Based Reporting System (NIBRS) is an updated method of collecting crime data within the UCR program. It was designed to provide more comprehensive data for the management of crime in our society. In an incident based reporting (IBR) system, computer technology is used to collect more detailed information about the crimes that occur. The availability of detailed information about criminal activity, stored in a computer data base, makes the analysis of criminal activity a viable tool for law enforcement administrators and other public officials.

The Utah Incident Based Reporting System was implemented in 1991; 56 agencies submitted IBR data for this report. The data accepted by the Utah repository is also forwarded to the NIBRS repository where the FBI uses it to depict criminal activity nationwide.

The data from the IBR system is not directly comparable to the data from the summary based reports. Information about each incident and arrest is collected for 22 offense categories comprised of 46 Group A offenses. All offenses that occur in a criminal episode are reported, not just the most serious. Only arrest data is collected for 11 Group B crimes.

Converting to IBR takes a lot of planning, work, and patience. It also requires enough foresight to see the value of accurate, detailed crime data in understanding and managing this serious problem. BCI appreciates the following agencies which have made the commitment to participate in the NIBRS program:

Agency	Months Submitted
Alpine/Highland PD	6
BYU PD	6
Cache-Rich Drug Task Force	6
Carbon County Sheriff	6
Centerville PD	6
Clearfield PD	6
Clinton PD	6
Davis County Sheriff*	6
Duchesne County Sheriff	5
East Carbon PD	6
Farmington PD	6
Grantsville PD	6
Harrisville PD	2
Helper PD	6
Kaysville PD	6
Layton PD	6
Logan PD	6
Midvale PD	6
Morgan County Sheriff*	5
Murray PD	6
Naples PD	6
North Salt Lake PD	6
Ogden PD*	2
Payson PD	6
Pleasant Grove/Lindon PD	6
Price PD	6
Provo PD	3
Riverdale PD	6

Agency	Months Submitted
Roosevelt PD	6
Roy PD	6
Salt Lake City PD	6
SLCC PD	4
Salt Lake County Sheriff*	6
Sandy PD	6
South Jordan PD	6
South Ogden PD	6
South Salt Lake PD	6
SUU PD	6
Spanish Fork PD	6
St. George PD	6
Sunset PD	6
Syracuse PD	6
Tooele County Sheriff	6
Tooele PD	6
Tremonton PD	6
Uintah County Sheriff	6
University Of Utah PD	6
Vernal PD	3
Wasatch County Sheriff	5
Washington County Sheriff	6
Washington Terrace PD	6
Weber County Sheriff	2
Wellington PD	3
West Jordan PD	6
West Valley PD	6
Woods Cross PD	6

*These agencies are in the process of becoming IBR certified, which requires an error rate of 4% or less over a four month period.

INCIDENT BASED REPORTING
January - June 2002 - Crimes Against Persons, Crimes Against Society

Since 56 of the 107 reporting agencies are currently participating in the IBR program, IBR statistics should not be considered an accurate depiction of criminal activity statewide.

Agency	Assault Offenses (All)	Homicide & Man-slaughter	Kid-napping	Sex Offenses (Forcible)	Sex Offenses (Nonforcible)	Drugs	Gambling	Pornography	Prostitution	Weapon Offenses
Alpine/Highland PD	9	0	0	4	0	37	0	0	0	2
BYU PD	9	0	0	1	0	8	0	0	0	2
Cache-Rich Drug Task Force	0	0	0	0	0	4	0	0	0	0
Carbon County Sheriff	38	0	2	6	1	23	0	0	0	2
Centerville PD	43	0	5	2	0	73	0	0	0	3
Clearfield PD	149	0	0	28	0	132	0	0	0	14
Clinton PD	15	0	1	8	0	34	0	1	0	7
Davis County Sheriff	26	0	0	3	0	106	0	0	0	8
Duchesne County Sheriff*	32	0	0	2	1	38	0	0	0	8
East Carbon PD	25	0	0	2	0	14	0	0	0	2
Farmington PD	39	0	2	12	0	43	0	0	0	4
Grantsville PD	29	1	0	5	0	20	0	0	0	2
Harrisville PD*	1	0	0	1	0	27	0	0	0	0
Helper PD	12	0	0	4	0	42	0	0	0	1
Kaysville PD	39	0	0	8	0	29	0	0	0	2
Layton PD	340	0	38	42	0	176	0	1	0	21
Logan PD	98	0	2	10	0	119	0	0	0	40
Midvale PD	290	1	5	21	1	251	0	0	3	17
Morgan County Sheriff*	10	0	1	2	0	7	0	0	0	0
Murray PD	342	0	1	38	0	87	0	0	1	12
Naples PD	7	0	1	2	0	16	0	0	0	0
North Salt Lake PD	42	0	0	5	0	37	0	0	0	5
Ogden PD*	313	0	3	20	0	219	0	0	1	38
Payson PD	23	0	3	3	0	50	0	0	0	4
Pleasant Grove/Lindon PD	71	0	1	12	0	81	0	1	0	10
Price PD	62	0	4	7	1	60	0	0	2	3
Provo PD*	195	0	7	22	0	149	0	0	1	24
Riverdale PD	39	0	1	4	0	35	0	1	0	5
Roosevelt PD	70	0	2	8	0	57	0	0	0	5
Roy PD	127	0	5	21	1	37	0	0	0	8
Salt Lake City PD	2,229	3	26	145	2	1,082	0	6	140	131
SLCC PD*	3	0	0	0	0	2	0	0	0	4
Salt Lake County Sheriff	1,194	4	19	137	3	577	1	4	1	73
Sandy PD	488	0	4	53	0	285	0	3	0	26
South Jordan PD	91	0	0	8	1	86	0	0	0	12
South Ogden PD	54	0	3	11	0	46	0	1	0	8
South Salt Lake PD	193	1	1	27	0	124	0	1	0	15
SUU PD	0	0	0	1	0	1	0	0	0	0
Spanish Fork PD	50	0	0	3	3	37	0	0	0	3
St. George PD	177	1	8	43	0	324	0	0	0	23
Sunset PD	33	0	0	4	0	36	0	0	0	7
Syracuse PD	35	0	0	6	1	29	0	0	0	7
Tooele County Sheriff	11	0	0	6	0	7	0	0	0	0
Tooele PD	199	0	11	21	2	88	0	0	0	9
Tremonton PD	28	0	0	4	0	9	0	2	0	0
Uintah County Sheriff	47	0	7	6	0	188	0	0	0	15
U of U PD	25	0	1	5	0	20	0	0	0	1
Vernal PD*	35	0	3	0	0	36	0	1	0	7
Wasatch County Sheriff*	15	0	0	8	2	24	0	0	0	0
Washington County Sheriff	65	0	0	37	0	175	0	0	0	19
Washington Terrace PD	71	0	4	6	0	49	0	0	0	3
Weber County Sheriff*	25	0	1	7	0	20	0	0	0	1
Wellington PD	8	0	0	0	0	6	0	0	0	1
West Jordan PD	444	0	3	69	3	330	0	6	0	40
West Valley PD	1,248	1	8	78	8	676	2	3	0	124
Woods Cross PD	33	0	2	7	1	75	0	0	2	5
TOTAL - IBR AGENCIES	9,296	12	185	995	31	6,343	3	31	151	783

*Less than 6 months of data submitted

IBR OFFENSES CONTINUED ON NEXT PAGE

**INCIDENT BASED REPORTING
January - June 2002 - Crimes Against Property**

Since 56 of the 107 reporting agencies are currently participating in the IBR program, IBR statistics should not be considered an accurate depiction of criminal activity statewide.

Agency	Arson	Bribery	Burglary	Counterfeiting/ Forgery	Destruction of Property	Embezzlement	Extortion	Fraud	Larceny/ Theft	Motor Vehicle Theft	Robbery	Stolen Property	TOTAL - ALL IBR OFFENSES
Alpine/Highland PD	0	0	24	2	47	0	0	2	105	5	0	1	238
BYU PD	0	0	8	0	10	0	1	3	162	4	0	1	209
Cache-Rich Drug Task Force	0	0	0	0	0	0	0	0	0	0	0	0	4
Carbon County Sheriff	3	0	15	1	42	0	0	0	28	4	0	1	166
Centerville PD	1	0	46	26	97	0	0	20	186	7	0	12	521
Clearfield PD	6	1	80	22	258	2	0	26	403	32	3	9	1,165
Clinton PD	1	0	20	3	68	0	1	9	83	9	0	0	260
Davis County Sheriff	2	0	13	6	31	0	1	3	40	9	0	0	248
Duchesne County Sheriff*	0	0	18	1	44	0	0	1	45	8	0	0	198
East Carbon PD	0	0	6	1	6	0	0	1	9	0	0	1	67
Farmington PD	0	0	19	15	60	0	0	2	143	4	1	2	346
Grantsville PD	0	0	14	5	33	0	0	4	53	5	1	2	174
Harrisville PD*	0	0	2	3	4	0	0	0	21	0	1	0	60
Helper PD	1	0	5	1	10	0	0	0	11	1	0	0	88
Kaysville PD	2	0	58	14	125	0	0	13	204	10	2	2	508
Layton PD	9	0	175	110	563	0	0	59	1,019	66	5	0	2,624
Logan PD	0	0	34	16	139	0	0	39	337	9	0	6	849
Midvale PD	1	0	112	39	317	0	0	51	543	80	13	18	1,763
Morgan County Sheriff*	0	0	6	2	22	0	0	1	38	4	0	2	95
Murray PD	4	0	231	124	682	2	0	63	1,375	150	19	1	3,132
Naples PD	0	0	8	0	7	0	0	0	11	1	0	0	53
North Salt Lake PD	0	0	30	6	32	0	0	1	144	13	3	5	323
Ogden PD*	1	0	102	38	437	1	0	19	486	59	11	4	1,752
Payson PD	0	0	20	13	71	0	0	16	184	15	0	4	406
Pleasant Grove/Lindon PD	5	0	54	26	226	0	0	20	348	37	1	11	904
Price PD	6	0	25	8	64	0	0	1	179	10	1	5	438
Provo PD*	1	0	83	42	134	0	0	14	837	36	2	25	1,572
Riverdale PD	0	0	12	31	56	0	0	18	166	17	3	6	394
Roosevelt PD	1	0	8	3	43	0	1	1	93	11	0	1	304
Roy PD	2	0	53	28	213	0	0	18	295	28	5	1	842
Salt Lake City PD	47	0	1,049	497	1,982	10	4	349	6,089	968	204	141	15,104
SLCC PD*	0	0	5	0	12	0	0	2	56	0	0	0	84
Salt Lake County Sheriff	16	0	872	436	2,206	5	6	464	5,263	511	36	58	11,886
Sandy PD	11	0	258	99	377	4	0	100	1,155	101	16	32	3,012
South Jordan PD	1	0	94	10	244	0	0	16	319	9	3	3	897
South Ogden PD	2	0	26	40	85	0	0	6	233	11	3	5	534
South Salt Lake PD	1	0	158	53	233	2	0	49	525	153	16	8	1,560
SUU PD	0	0	0	0	8	0	0	2	16	0	0	2	30
Spanish Fork PD	2	0	74	36	163	0	0	23	460	13	2	3	872
St. George PD	1	0	103	33	324	4	0	53	686	42	1	0	1,823
Sunset PD	3	0	8	14	53	0	0	2	37	3	0	0	200
Syracuse PD	2	0	16	5	43	0	0	6	56	8	0	1	215
Tooele County Sheriff	2	0	11	1	38	0	0	0	62	3	0	0	141
Tooele PD	0	0	71	16	234	0	0	18	166	33	2	4	874
Tremonton PD	0	0	17	4	39	0	0	4	76	7	0	0	190
Uintah County Sheriff	6	0	42	5	71	0	0	4	113	5	0	0	509
U of U PD	0	0	11	0	64	0	0	5	250	10	0	0	392
Vernal PD*	2	0	11	5	27	0	0	1	63	1	0	0	192
Wasatch County Sheriff*	0	0	9	0	9	0	0	0	29	1	0	0	97
Washington County Sheriff	0	0	43	7	107	1	0	8	167	13	0	0	642
Washington Terrace PD	1	0	21	1	92	0	0	2	133	8	0	2	393
Weber County Sheriff*	1	0	27	4	50	1	0	3	120	12	0	0	272
Wellington PD*	0	0	2	0	3	0	0	0	11	1	0	0	32
West Jordan PD	8	0	224	145	704	0	0	106	1,284	119	14	22	3,521
West Valley PD	13	0	416	252	900	3	2	195	2,248	313	37	69	6,596
Woods Cross PD	0	0	16	10	32	4	0	11	75	10	3	8	294
TOTAL - IBR AGENCIES	165	1	4,865	2,259	11,941	39	16	1,834	27,240	2,989	408	478	70,065

*Less than 6 months of data submitted

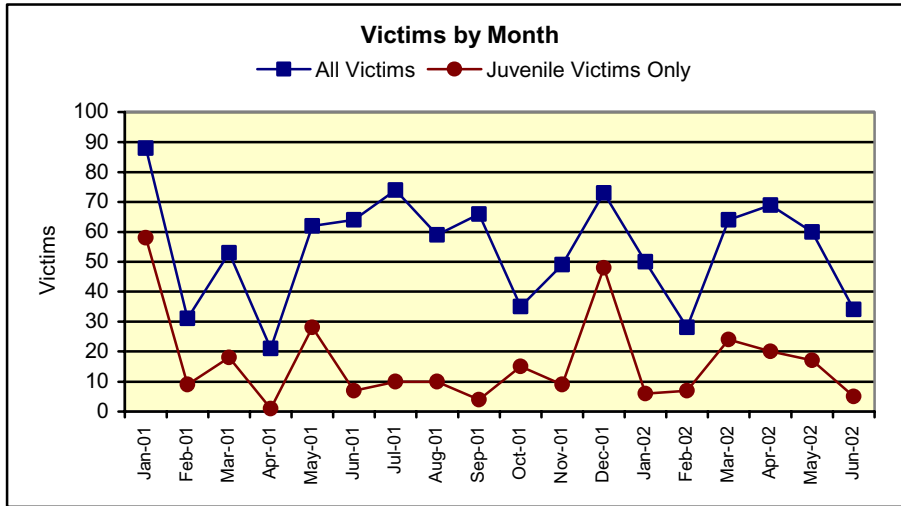
IBR OFFENSES CONTINUED FROM PREVIOUS PAGE

INCIDENT BASED REPORTING

Since 56 of the 107 reporting agencies are currently participating in the IBR program, IBR statistics should not be considered an accurate depiction of criminal activity statewide.

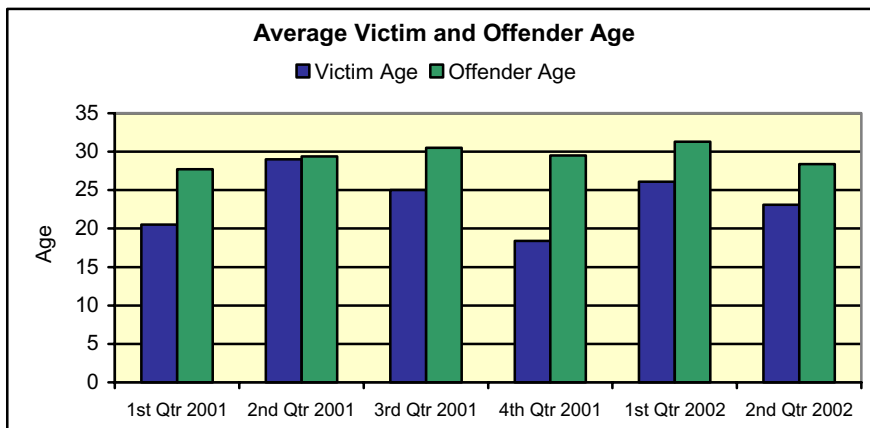
KIDNAPPING IN UTAH – JANUARY 2001 THROUGH JUNE 2002

The FBI defines “Kidnapping” as “The unlawful seizure, transportation, and/or detention of a person against his/her will, or of a minor without the consent of his/her custodial parent(s) or legal guardian.”



Juvenile Victims: Individuals 17 years of age and younger.

Relationship (Victim was a(n) _____ to the Offender)	Percent of Total Victims for the Quarter						
	1st Quarter 2001	2nd Quarter 2001	3rd Quarter 2001	4th Quarter 2001	1st Quarter 2002	2nd Quarter 2002	Grand Total
Relationship Unknown	45.93%	21.77%	18.09%	10.19%	36.62%	17.79%	24.90%
Acquaintance	11.63%	3.40%	26.13%	9.55%	6.34%	19.63%	13.57%
Child	3.49%	4.08%	6.03%	32.48%	5.63%	9.82%	10.10%
Spouse	5.23%	10.20%	10.55%	7.64%	7.04%	14.11%	9.18%
Boyfriend/Girlfriend	11.63%	5.44%	8.04%	7.01%	9.86%	10.43%	8.78%
Stranger	4.65%	10.88%	7.04%	12.10%	14.08%	4.29%	8.57%
Ex-Spouse	4.65%	8.84%	7.04%	5.73%	9.86%	5.52%	6.84%
Otherwise Known	1.16%	11.56%	10.55%	5.73%	4.93%	3.68%	6.33%
Not Given	7.56%	4.76%	2.51%	5.10%	3.52%	3.68%	4.49%
Victim was Offender	0.00%	5.44%	2.01%	0.00%	0.00%	3.68%	1.84%
Other Family Member	2.33%	7.48%	0.00%	0.00%	0.00%	0.61%	1.63%
Friend	0.00%	0.00%	0.50%	2.55%	0.00%	1.23%	0.71%
Parent	0.00%	1.36%	1.01%	0.00%	0.70%	0.61%	0.61%
Stepchild	0.00%	2.04%	0.00%	0.00%	0.70%	1.23%	0.61%
All Others	1.74%	2.72%	0.50%	1.91%	0.70%	3.68%	1.84%
Total Victims	172	147	199	157	142	163	980



Kidnap offenses for which an exact age was known for victim and offender

INCIDENT BASED REPORTING

Since 56 of the 107 reporting agencies are currently participating in the IBR program, IBR statistics should not be considered an accurate depiction of criminal activity statewide.

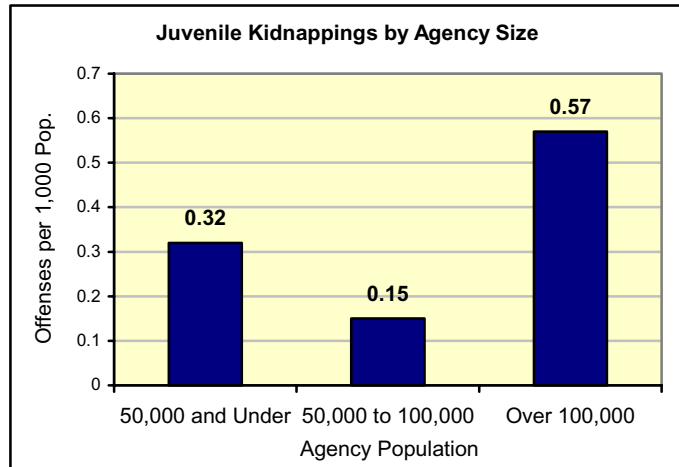
Victim Kidnapped From:	Percent of Adult Victims	Percent of Juvenile Victims	Total Victims
Residence/Home	66.72%	61.82%	65.19%
Highway/Road/Alley	14.42%	15.54%	14.77%
School/College	6.13%	6.08%	6.12%
Parking Lot/Garage	3.68%	2.70%	3.38%
Field/Woods	1.53%	4.39%	2.43%
Other/Unknown	1.69%	3.04%	2.11%
Hotel/Motel, etc	2.15%	0.68%	1.69%
Government/Public Bldg	1.84%	0.68%	1.48%
Convenience Store	0.77%	0.68%	0.74%
Commercial/Office Bldg	0.31%	1.01%	0.53%
Department/Discount Store	0.00%	1.69%	0.53%
All Other	0.77%	1.69%	1.05%
TOTAL VICTIMS	652	296	948

Incidents in which exact victim age is known.

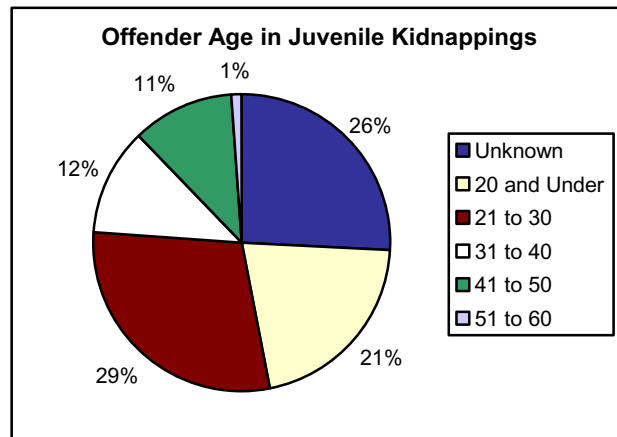
Adult: 18 years of age and older.
 Juvenile: 17 years of age and younger.

Kidnappings for the months of January 2001 through June 2002.

Hour of Offense	Percent of Adult Victims	Percent of Juvenile Victims
12:00 AM	4.45%	2.36%
1:00 AM	2.91%	1.01%
2:00 AM	3.83%	0.68%
3:00 AM	3.07%	0.00%
4:00 AM	2.61%	0.34%
5:00 AM	0.61%	0.00%
6:00 AM	0.46%	1.69%
7:00 AM	1.38%	1.35%
8:00 AM	4.29%	9.12%
9:00 AM	1.23%	3.72%
10:00 AM	3.37%	3.38%
11:00 AM	0.31%	14.19%
12:00 PM	3.22%	4.05%
1:00 PM	3.07%	3.38%
2:00 PM	2.15%	2.03%
3:00 PM	2.76%	5.74%
4:00 PM	5.98%	7.09%
5:00 PM	7.82%	2.70%
6:00 PM	5.52%	6.42%
7:00 PM	13.04%	1.69%
8:00 PM	7.82%	3.04%
9:00 PM	7.52%	22.64%
10:00 PM	6.60%	1.69%
11:00 PM	5.98%	1.69%
Grand Total	652	296



Offenses in which exact victim age was known.



Offenses in which exact victim age was known.

Data from the following agencies was included in this study because these agencies have submitted a full 18 months of NIBRS data for January 2001 through June 2002: Alpine/Highland PD, BYU PD, Cache-Rich Drug Task Force, Carbon County Sheriff, Centerville PD, Clearfield PD, Clinton PD, Davis County Sheriff, East Carbon PD, Farmington PD, Grantsville PD, Helper PD, Kayville PD, Layton PD, Logan PD, Murray PD, Naples PD, North Salt Lake PD, Payson PD, Pleasant Grove/Lindon PD, Price PD, Riverdale PD, Roosevelt PD, Roy PD, Salt Lake City PD, Sandy PD, South Jordan PD, South Ogden PD, South Salt Lake PD, Southern Utah University PD, Spanish Fork PD, St. George PD, Sunset PD, Syracuse PD, Tooele County Sheriff, Tooele PD, Tremonton PD, Uintah County Sheriff, University Of Utah PD, Washington County Sheriff, Washington Terrace PD, West Jordan PD, West Valley PD, Woods Cross PD. Another agency that did submit a full 18 months of data was not included because of a reporting problem.