



# Crime in Utah

# Quarterly Report

Department of Public Safety

January - September 2002



Department of Public Safety  
Robert L. Flowers, Commissioner

Bureau of Criminal Identification  
Nannette Rolfe, Bureau Director



# SUMMARY BASED REPORTING

---

## Introduction

This quarterly *Crime in Utah* report is published by the Bureau of Criminal Identification to give governmental leaders and citizens a better understanding of criminal activity in the state. The report is a compilation of crime data reported by local law enforcement agencies throughout the state. The data is reported under the guidelines of the Uniform Crime Reporting (UCR) program, a national program which uses generic crime definitions to ensure that crime data is comparable across political boundaries. BCI forwards data collected from Utah law enforcement agencies to the FBI, who in turn combines it with data from other states to compile and publish an annual report called *Crime in the United States*.

UCR data is collected in two formats: "summary based reporting" which has undergone only minor changes since the 1930's, and "incident based reporting" (IBR) which uses computer technology to collect more detailed information. The summary based system is still used by about half of Utah law enforcement agencies. Therefore, the data from agencies participating in the IBR system is also presented in the summary format to ensure comparable numbers. IBR data is also presented in more detail in a separate section of this report.

In the summary based system, crimes are divided into two categories: *Part I Crimes*, which include criminal homicide (murder, nonnegligent manslaughter, and manslaughter by negligence), forcible rape, robbery, aggravated assault, burglary, larceny-theft, motor vehicle theft, and arson; and *Part II Crimes*, which include all other non-traffic crimes. The Part I crimes, except manslaughter by negligence, make up the "crime index" used by the FBI to track our nation's crime situation. Therefore, these crimes are often referred to as *index crimes*. The number of known offenses and arrests are reported on Part I Crimes, while only arrests are reported on Part II Crimes. If multiple Part I offenses are committed in the same criminal episode, only the most serious offense is reported.

The Part I Crimes are also categorized as *violent crimes* (murder and nonnegligent manslaughter, forcible rape, robbery, and aggravated assault) and *property crimes* (burglary, larceny-theft, motor vehicle theft, and arson) for analysis purposes.

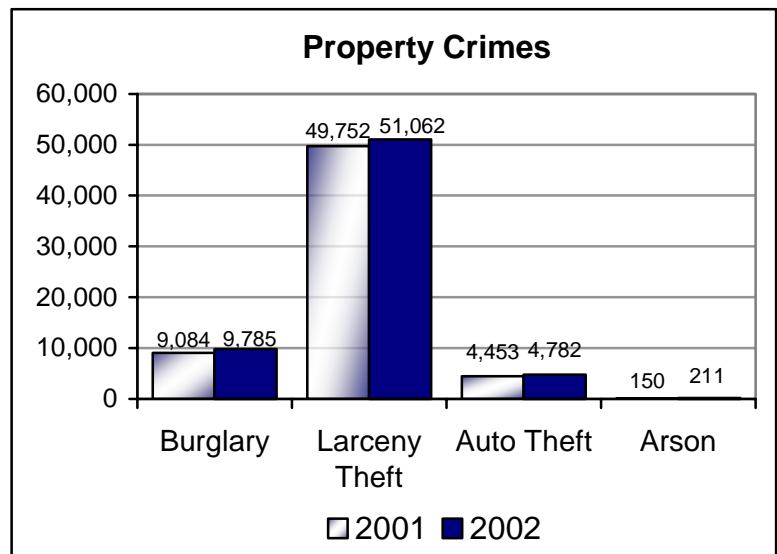
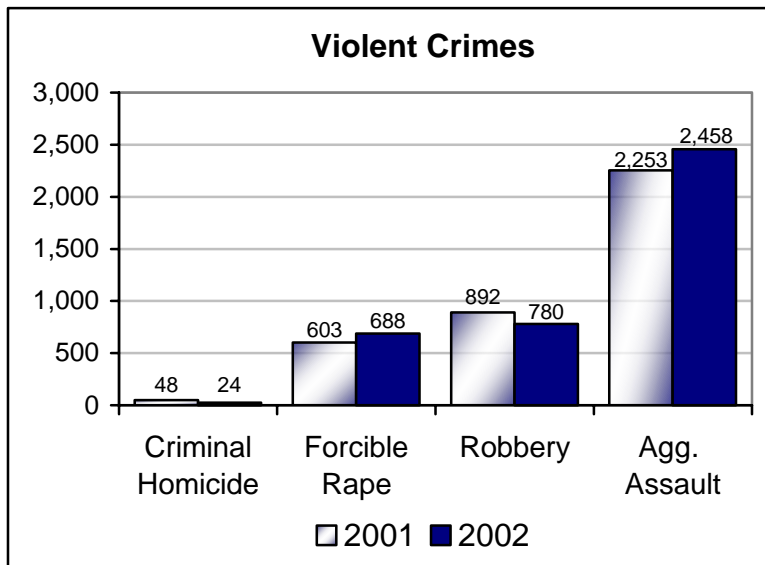
**The statistics presented in this report are only as accurate as the data provided by the local law enforcement agencies.** *Sixteen law enforcement agencies did not submit data for this report.*

## Summary Analysis

- ◆ During the first nine months of 2002 a total of 69,790 index crimes were reported. This is a **3.8% increase** over the same period in 2001, in which there were 67,235 index crimes reported.
- ◆ Violent crime **increased 4.06%**. Murder decreased 50.0%, robbery decreased 12.56%, while rape increased 14.10%, and aggravated assault increased 9.10%.
- ◆ Property crime **increased 3.78%**. Burglary increased 7.72%, larceny increased 2.63%, motor vehicle theft increased 7.39%, and arson increased 40.67%.
- ◆ There were 86,946 arrests reported in the first nine months of 2002. This is up 1.07% from the same time last year. Adult arrests **increased 2.41%**, juvenile arrests **decreased by 3.01%**.
- ◆ The dollar value of property stolen during the first nine months of 2002 was \$62,956,972, **down by 16.95%** from last year. Reported recoveries totaled \$18,257,324, a **38.22% decrease** from last year.

## SUMMARY BASED REPORTING

### Crime Trends - January to September 2002



PROPERTY BY TYPE AND VALUE	Stolen		Recovered	
	2001	2002	2001	2002
Currency, Notes, Etc.	\$4,160,984	\$4,578,942	\$150,739	\$662,303
Jewelry and Precious Metals	\$7,495,652	\$3,847,303	\$4,384,021	\$189,741
Clothing and Furs	\$1,289,161	\$1,514,326	\$142,818	\$125,916
Locally Stolen Motor Vehicles	\$22,776,434	\$25,054,435	\$10,820,800	\$11,826,803
Office Equipment	\$13,137,510	\$2,883,885	\$158,167	\$153,159
Televisions, Radios, Stereos, etc.	\$5,740,535	\$5,657,398	\$260,257	\$228,845
Firearms	\$337,883	\$392,749	\$47,887	\$46,303
Household Goods	\$1,385,024	\$922,426	\$52,770	\$89,051
Consumable Goods	\$464,391	\$340,115	\$48,866	\$52,169
Livestock	\$93,616	\$214,155	\$34,664	\$93,558
Miscellaneous	\$18,924,044	\$17,551,238	\$13,449,423	\$4,789,476
<b>Total</b>	<b>\$75,805,234</b>	<b>\$62,956,972</b>	<b>\$29,550,412</b>	<b>\$18,257,324</b>

**SUMMARY BASED REPORTING**  
**Crime Index Offenses By Contributing Agency -- January to September 2002**

Agency	Homicide	Rape	Robbery	Agg. Assault	Burglary	Larceny	Auto Theft	Arson**	2002 Total	2001 Total
<b>Beaver County S.O.</b>	0	0	2	7	9	45	1	0	64	100
*Minersville PD			Reports Not Received							
<b>Box Elder County S.O.</b>	0	1	1	0	21	70	4	0	97	143
Brigham City PD	0	5	1	13	101	344	24	2	490	455
*Garland PD			Reports Not Received							
*Mantua PD			Reports Not Received							
Perry PD	0	0	0	3	13	24	2	0	42	13
Tremonton PD	0	1	0	3	22	109	6	0	141	135
Willard PD	0	0	0	3	12	24	4	0	43	39
<b>Cache County S.O.</b>	0	5	0	12	36	200	13	0	266	412
Cache-Rich Drug Task Force***	0	0	0	0	0	0	0	0	0	0
Logan PD	0	10	0	23	81	642	11	0	767	599
North Park PD	0	2	0	8	23	153	2	0	188	151
Smithfield PD	0	6	0	2	13	65	1	0	87	107
USU PD	0	0	0	0	7	93	0	0	100	125
<b>Carbon County S.O.</b>	0	4	0	7	30	50	4	0	95	113
CEU PD	0	1	0	0	0	6	1	0	8	20
East Carbon PD	0	0	0	4	11	25	0	0	40	3
Helper PD	0	0	0	5	9	14	3	0	31	32
Price PD	0	4	2	13	56	277	11	1	364	183
*Wellington PD	0	0	0	4	1	9	0	0	14	20
<b>Daggett County S.O.</b>	0	0	0	2	3	25	0	0	30	9
<b>Davis County S.O.</b>			See IBR Data on Pages 8 and 9					0		
Bountiful PD	0	1	3	8	89	607	35	0	743	638
Centerville PD	0	1	0	6	52	242	8	0	309	364
Clearfield PD	0	12	3	24	123	530	39	15	746	728
Clinton PD	0	0	0	5	34	144	7	1	191	136
Farmington PD	0	3	1	7	28	242	6	0	287	210
Kaysville PD	0	8	2	10	80	277	10	1	388	225
Layton PD	2	17	9	60	271	1,441	81	14	1,895	1,619
North Salt Lake PD	0	1	4	3	49	226	15	0	298	304
Sunset PD	0	6	0	2	15	56	8	0	87	84
Syracuse PD	0	0	0	6	21	96	10	4	137	44
West Bountiful PD	0	0	0	0	4	124	4	0	132	114
Woods Cross PD	0	3	4	3	23	146	18	0	197	176
<b>Duchesne County S.O.</b>	0	0	0	6	35	67	9	0	117	75
Roosevelt PD	0	2	0	8	12	105	12	0	139	127
<b>Emery County S.O.</b>	0	2	0	4	24	130	6	0	166	170
<b>Garfield County S.O.</b>			Reports Not Received							
<b>Grand County S.O.</b>	0	3	1	4	15	68	15	0	106	114
Moab PD	0	1	0	9	42	238	9	0	299	237
<b>Iron County S.O.</b>	0	2	3	13	26	59	9	0	112	147
*Brian Head Marshal	0	0	0	0	4	0	1	0	5	
Cedar City PD	0	0	1	18	80	406	17	3	525	571
*Parowan PD			Reports Not Received							12
SUU PD	0	1	0	0	0	25	0	0	26	42
<b>Juab County S.O.</b>			Reports Not Received							
Nephi PD	0	1	0	3	28	59	4	0	95	96
<b>Kane County S.O.</b>			Reports Not Received							
*Big Water Marshal			Reports Not Received							NA
Kanab PD	0	1	0	3	5	39	1	0	49	70
<b>Millard County S.O.</b>	1	2	0	11	32	223	26	0	295	276
<b>Morgan County S.O.</b>			See IBR Data on Pages 8 and 9					0		50
<b>Piute County S.O.</b>	0	0	0	1	3	7	2	0	13	21
<b>Rich County S.O.***</b>	0	1	0	3	9	31	4	0	48	23
<b>Salt Lake County S.O.</b>	5	91	73	210	1,129	6,592	642	0	8,742	11,189
*Alta Marshal			Reports Not Received							
Granite School District PD	0	0	1	80	11	90	0	0	182	179
*Jordan School District PD			Reports Not Received							
Midvale PD	0	20	18	61	161	870	124	0	1,254	1,289
Murray PD	1	21	32	75	330	2,051	166	4	2,680	2,534
Salt Lake City PD	4	75	331	437	1,549	8,556	1,202	37	12,191	12,578
*SLCC PD	0	0	0	0	5	56	0	0	61	124
Sandy PD	0	16	20	95	398	1,937	126	15	2,607	2,537

\*This agency did not submit a full nine months of data

\*\*The Bureau of Criminal Identification receives the arson statistics from the State Fire Marshal.

\*\*\*The Cache-Rich Drug Task Force covers both Cache and Rich counties.

**SUMMARY BASED REPORTING**  
**Crime Index Offenses By Contributing Agency -- January - September 2002**

Agency	Homicide	Rape	Robbery	Agg. Assault	Burglary	Larceny	Auto Theft	Arson*	2002 Total	2001 Total
South Jordan PD	0	2	3	19	150	423	16	4	617	492
South Salt Lake PD	1	32	29	55	254	811	238	0	1,420	1,533
University Of Utah PD	0	2	0	6	16	428	16	0	468	444
West Jordan PD	0	22	19	94	324	1,924	182	0	2,565	1,539
West Valley City PD	1	43	78	226	646	3,613	493	22	5,122	5,326
<b>San Juan County S.O.</b>	0	0	0	11	9	22	1	1	44	36
Blanding PD	1	1	0	4	13	12	0	0	31	
* Monticello PD	0	0	0	0	0	9	2	0	11	28
<b>Sanpete County S.O.</b>	0	2	1	6	49	71	3	0	132	107
Ephraim PD	0	1	0	2	22	66	2	0	93	38
* Fairview PD				Reports Not Received						
* Fountain Green PD				Reports Not Received						
Gunnison PD	0	1	0	7	4	25	0	0	37	66
* Moroni PD				Reports Not Received						
* Mt Pleasant PD				Reports Not Received						
* <b>Sevier County S.O.</b>	0	5	1	3	26	95	5	1	136	143
Richfield PD	0	7	1	3	28	229	2	0	270	233
Salina PD	0	1	0	3	6	135	6	0	151	96
* <b>Summit County S.O.</b>	0	1	0	0	17	132	9	0	159	346
* Kamas PD				Reports Not Received						
Park City PD	0	5	3	3	60	389	10	0	470	289
<b>Tooele County S.O.</b>	0	2	0	3	42	107	4	9	167	107
Grantsville PD	0	3	1	8	21	82	7	0	122	100
Stockton/Rush Valley PD	0	0	0	0	2	3	0	0	5	1
Tooele PD	0	10	8	54	116	321	57	0	566	241
* Wendover PD	0	0	0	4	7	10	0	0	21	
<b>Uintah County S.O.</b>	0	0	0	14	55	91	9	0	169	204
Naples PD	0	0	0	0	12	19	6	0	37	41
Vernal PD	0	1	2	9	27	293	10	0	342	328
<b>Utah County S.O.</b>	0	7	3	18	60	151	19	0	258	150
Alpine/Highland PD	0	0	0	2	43	148	8	0	201	165
American Fork PD	0	3	0	12	117	590	41	2	765	574
BYU PD	0	0	0	3	7	250	2	0	262	217
* Lehi PD	0	2	1	8	114	170	25	0	320	264
Mapleton PD	0	0	0	2	25	67	6	0	100	79
Orem DPS	1	10	11	26	275	2,314	130	0	2,767	2,376
Payson PD	0	3	1	5	44	237	19	0	309	282
Pleasant Grove/Lindon PD	0	1	2	5	96	564	45	4	717	398
Provo PD	0	29	21	85	302	1,923	91	24	2,475	2,439
Salem/Woodland Hills PD	0	0	0	1	39	90	1	0	131	100
Santaquin/Genola PD	0	1	0	6	14	71	4	0	96	51
Spanish Fork PD	1	1	3	9	123	567	16	0	720	748
Springville PD	1	3	0	21	150	468	26	0	669	620
Utah County Major Crimes Task Force	0	0	0	1	1	5	2	0	9	19
UVSC PD	0	0	0	5	1	67	0	0	73	66
<b>Wasatch County S.O.</b>	1	0	0	8	30	75	5	0	119	85
* Heber City PD	0	0	0	0	8	10	1	0	19	45
<b>Washington County S.O.</b>	0	8	1	45	55	218	30	0	357	207
* Dixie College PD				Reports Not Received						
Hildale PD	0	0	0	1	0	1	0	4	6	5
Hurricane PD	0	1	0	2	22	124	17	0	166	130
Leeds PD	0	0	0	0	0	0	0	0	0	0
St. George PD	1	56	0	63	172	884	65	13	1,254	99
<b>Wayne County S.O.</b>	0	0	0	5	4	29	1	0	39	43
* <b>Weber County S.O.</b>	0	3	1	10	116	370	31	7	538	595
* Harrisville PD	0	0	1	0	7	43	0	0	51	68
North Ogden PD	0	1	0	5	35	182	4	0	227	234
Ogden PD	3	69	64	234	641	2,607	320	17	3,955	3,854
Pleasant View PD	0	3	0	5	27	117	4	0	156	124
Riverdale PD	0	1	4	6	20	281	22	1	335	325
Roy PD	0	11	5	44	96	513	37	3	709	717
South Ogden PD	0	0	4	0	56	444	21	1	526	441
Washington Terrace PD	0	3	0	0	33	181	7	1	225	125
WSU PD	0	1	0	3	11	76	1	0	92	77
<b>Grand Totals</b>	<b>24</b>	<b>688</b>	<b>780</b>	<b>2,458</b>	<b>9,785</b>	<b>51,062</b>	<b>4,782</b>	<b>211</b>	<b>69,790</b>	<b>67,235</b>

\*This agency did not submit a full nine months of data

\*\*The Bureau of Criminal Identification receives the arson statistics from the State Fire Marshal.

## SUMMARY BASED REPORTING

### Arrest Data by Agency - January to September 2002

Agency	Adult Arrests	Juvenile Arrests
<b>Beaver County Sheriff</b>	193	58
Minersville PD*	NDS	
<b>Box Elder County Sheriff*</b>	106	11
Brigham City PD	190	190
Garland PD*	NDS	
Mantua PD*	NDS	
Perry PD	61	8
Tremonton PD	70	57
Willard PD	36	1
<b>Cache County Sheriff</b>	580	295
Cache-Rich Drug Task Force	4	0
Logan PD	1,264	656
North Park PD	143	54
Smithfield PD	29	3
USU PD	62	13
<b>Carbon County Sheriff</b>	186	8
CEU PD	0	0
East Carbon PD	75	29
Helper PD	116	10
Price PD	354	144
Wellington PD*	51	0
<b>Daggett County Sheriff*</b>	66	5
<b>Davis County Sheriff**</b>		
Bountiful PD	323	234
Centerville PD	363	75
Clearfield PD	608	328
Clinton PD	170	64
Farmington PD	237	171
Kaysville PD	215	194
Layton PD	1,302	622
North Salt Lake PD	197	35
Sunset PD	242	98
Syracuse PD	230	100
West Bountiful PD	252	90
Woods Cross PD	408	107
<b>Duchesne County Sheriff</b>	285	71
Roosevelt PD	626	225
<b>Emery County Sheriff</b>	233	36
<b>Garfield County Sheriff*</b>	NDS	
<b>Grand County Sheriff</b>	178	26
Moab PD	391	117
<b>Iron County Sheriff</b>	325	32
Brian Head Marshal*	4	0
Cedar City PD	811	241
Parowan PD*	NDS	
SUU PD	11	8
<b>Juab County Sheriff*</b>	NDS	
Nephi PD	186	90
<b>Kane County Sheriff*</b>	NDS	
Big Water Marshal*	NDS	
Kanab PD	188	63
<b>Millard County Sheriff*</b>	260	123
<b>Morgan County Sheriff**</b>		
<b>Piute County Sheriff*</b>	36	5
<b>Rich County Sheriff</b>	44	16
<b>Salt Lake County Sheriff</b>	7,508	1,019
Alta Marshal*	NDS	
Granite School District PD	71	1,032
Jordan School District PD*	NDS	
Midvale PD	856	382
Murray PD	1,562	363
Salt Lake City PD	11,283	1,309
SLCC PD*	18	0
Sandy PD	1,584	1,217
South Jordan PD	431	248

Agency	Adult Arrests	Juvenile Arrests
South Salt Lake PD	948	119
University Of Utah PD	96	8
West Jordan PD	1,661	805
West Valley PD	3,153	1,389
<b>San Juan County Sheriff</b>	97	15
Blanding PD	142	59
Monticello PD*	29	15
<b>Sanpete County Sheriff</b>	68	42
Ephraim PD	121	28
Fairview PD*	NDS	
Fountain Green PD*	NDS	
Gunnison PD	148	90
Moroni PD*	NDS	
Mt Pleasant PD*	NDS	
<b>Sevier County Sheriff*</b>	196	100
Richfield PD	267	154
Salina PD	78	59
<b>Summit County Sheriff*</b>	169	16
Kamas PD*	NDS	
Park City PD	264	72
<b>Tooele County Sheriff</b>	206	29
Grantsville PD	136	66
Stockton/Rush Valley PD	4	0
Tooele PD	823	280
Wendover PD*	37	0
<b>Uintah County Sheriff</b>	842	267
Naples PD	142	26
Vernal PD	642	227
<b>Utah County Sheriff</b>	1,175	242
Alpine/Highland PD	106	69
American Fork PD	647	251
BYU PD	121	21
Lehi PD*	232	85
Mapleton PD	190	33
Orem DPS	1,788	776
Payson PD	405	122
Pleasant Grove/Lindon PD	397	286
Provo PD	2,279	628
Salem/Woodland Hills PD	124	47
Santaquin/Genola PD	88	80
Spanish Fork PD	611	222
Springville PD	526	203
Utah CO Maj Crimes T Force	378	13
UVSC PD	56	25
<b>Wasatch County Sheriff</b>	154	7
Heber City PD*	144	0
<b>Washington County Sheriff</b>	801	0
Dixie College PD*	NDS	
Hildale PD	7	22
Hurricane PD	102	10
Leeds PD	0	0
St. George PD	2,708	1,164
<b>Wayne County Sheriff</b>	41	13
<b>Weber County Sheriff*</b>	642	105
Harrisville PD*	93	16
North Ogden PD	239	89
Ogden PD	5,188	1,257
Pleasant View PD	301	124
Riverdale PD	300	108
Roy PD	513	174
South Ogden PD	418	139
Washington Terrace PD	265	63
WSU PD	66	5
<b>STATE TOTAL</b>	<b>66,398</b>	<b>20,548</b>

NDS – No Data Submitted

Juvenile: an individual 17 years of age or younger - Adult: an individual 18 years of age or older

\*This agency submitted less than 9 months of data

\*\*These agencies are in NIBRS "Testing Status." They submitted NIBRS test data, but no summary based data, so arrest totals cannot be shown for them.

# SUMMARY BASED REPORTING

## Arrest Data by Offense January to September 2002

Juvenile Arrests		
Crime Category	Total Arrests	
	2001	2002
Murder & Nonnegligent Manslaughter	4	5
Manslaughter by Negligence	0	1
Forcible Rape	50	43
Robbery	31	41
Aggravated Assault	281	327
Burglary	442	414
Larceny/Theft	4,750	4,578
Motor Vehicle Theft	235	253
Simple Assault	1,575	1,531
Arson	84	87
Part 1 Crime Arrests	7,452	7,280
Forgery and Counterfeiting	58	69
Fraud	49	57
Embezzlement	6	5
Stolen Property Offenses	154	143
Vandalism	1,089	1,099
Weapons Offenses	269	213
Prostitution	3	0
Sex Offenses	139	130
Sale/Opium	4	1
Sale/Marijuana	94	65
Sale/Synthetic Narcotics	2	12
Sale/Other	24	26
Possess/Opium	13	30
Possess/Marijuana	822	863
Possess/Synthetic Narcotics	15	27
Possess/Other	208	269
Bookmaking (Horse and Sport)	0	0
Numbers and Lottery	0	0
All Other Gambling	0	0
Offense Against Family and Children	24	25
D.U.I.	134	148
Liquor Laws	2,135	2,110
Drunkenness	167	74
Disorderly Conduct	1,347	1,515
Vagrancy	168	123
All Other Offenses	4,637	4,398
Curfew and Loitering	1,472	1,228
Run-Aways	701	638
Part 2 Crime Arrests	13,734	13,268
<b>Grand Totals</b>	<b>21,186</b>	<b>20,548</b>

Adult Arrests		
Crime Category	Total Arrests	
	2001	2002
Murder & Nonnegligent Manslaughter	36	23
Manslaughter by Negligence	5	4
Forcible Rape	119	87
Robbery	191	169
Aggravated Assault	558	669
Burglary	653	757
Larceny/Theft	6,359	6,845
Motor Vehicle Theft	224	368
Simple Assault	6,047	5,885
Arson	50	41
Part 1 Crime Arrests	14,242	14,848
Forgery and Counterfeiting	744	834
Fraud	469	610
Embezzlement	13	5
Stolen Property Offenses	410	484
Vandalism	1,277	1,351
Weapons Offenses	481	567
Prostitution	291	164
Sex Offenses	235	193
Sale/Opium	175	120
Sale/Marijuana	498	226
Sale/Synthetic Narcotics	42	39
Sale/Other	155	148
Possess/Opium	389	405
Possess/Marijuana	2,521	2,416
Possess/Synthetic Narcotics	167	179
Possess/Other	1,016	1,613
Bookmaking (Horse and Sport)	0	6
Numbers and Lottery	0	0
All Other Gambling	0	0
Offense Against Family and Children	935	985
D.U.I.	6,273	5,511
Liquor Laws	7,928	7,173
Drunkenness	4,020	3,675
Disorderly Conduct	2,485	2,923
Vagrancy	10	12
All Other Offenses	20,060	21,911
Part 2 Crime Arrests	50,594	51,550
<b>Grand Totals</b>	<b>64,836</b>	<b>66,398</b>

Juvenile: an individual 17 years of age or younger  
 Adult: an individual 18 years of age or older

# INCIDENT BASED REPORTING

## Introduction – What is Incident Based Reporting?

The National Incident Based Reporting System (NIBRS) is an updated method of collecting crime data within the UCR program. It was designed to provide more comprehensive data for the management of crime in our society. In an incident based reporting (IBR) system, computer technology is used to collect more detailed information about the crimes that occur. The availability of detailed information about criminal activity, stored in a computer data base, makes the analysis of criminal activity a viable tool for law enforcement administrators and other public officials.

The Utah Incident Based Reporting System was implemented in 1991; 58 agencies submitted IBR data for this report. The data accepted by the Utah repository is also forwarded to the NIBRS repository where the FBI uses it to depict criminal activity nationwide.

The data from the IBR system is not directly comparable to the data from the summary based reports. Information about each incident and arrest is collected for 22 offense categories comprised of 46 Group A offenses. All offenses that occur in a criminal episode are reported, not just the most serious. Only arrest data is collected for 11 Group B crimes.

Converting to IBR takes a lot of planning, work, and patience. It also requires enough foresight to see the value of accurate, detailed crime data in understanding and managing this serious problem. BCI appreciates the following agencies which have made the commitment to participate in the NIBRS program:

Agency	Months Submitted
Alpine/Highland PD	9
BYU PD	9
Cache-Rich Drug Task Force	9
Carbon County Sheriff	9
Centerville PD	9
Clearfield PD	9
Clinton PD	9
Davis County Sheriff*	9
Duchesne County Sheriff	9
East Carbon PD	9
Farmington PD	9
Grantsville PD	9
Harrisville PD	5
Heber City PD	8
Helper PD	9
Kaysville PD	9
Layton PD	9
Logan PD	9
Midvale PD	9
Morgan County Sheriff*	9
Murray PD	9
Naples PD	9
North Salt Lake PD	9
Ogden PD*	2
Payson PD	9
Pleasant Grove/Lindon PD	9
Price PD	9
Provo PD	9
Riverdale PD	9

Agency	Months Submitted
Roosevelt PD	9
Roy PD	9
Salt Lake City PD	9
SLCC PD	4
Salt Lake County Sheriff	9
Sandy PD	9
South Jordan PD	9
South Ogden PD	9
South Salt Lake PD	9
SUU PD	9
Spanish Fork PD	9
St. George PD	9
Sunset PD	9
Syracuse PD	9
Tooele County Sheriff	9
Tooele PD	9
Tremonton PD	9
Uintah County Sheriff	9
University Of Utah PD	9
Utah CO Major Crimes Task Force	9
Vernal PD	9
Wasatch County Sheriff	9
Washington County Sheriff	9
Washington Terrace PD	9
Weber County Sheriff	7
Wellington PD	3
West Jordan PD	9
West Valley PD	9
Woods Cross PD	9

\*These agencies are in the process of becoming IBR certified, which requires an error rate of 4% or less over a four month period.



## INCIDENT BASED REPORTING

### January - September 2002 - Crimes Against Persons, Crimes Against Society

Since 58 of the 113 reporting agencies are currently participating in the IBR program, IBR statistics should not be considered an accurate depiction of criminal activity statewide.

Agency	Assault	Sex		Sex Offenses (Nonforcible)	Drugs	Gambling	Pornog- raphy	Pros- titution	Weapon Offenses	
	Offenses (All)	Homicide	Kidnaping (Forcible)							
Alpine/Highland PD	13	0	0	4	0	50	0	0	3	
BYU PD	14	0	0	1	0	10	0	0	2	
Cache-Rich Drug Task Force	0	0	0	0	0	6	0	0	0	
Carbon County Sheriff	65	0	2	11	1	33	0	0	2	
Centerville PD	62	0	6	4	1	116	0	0	11	
Clearfield PD	208	0	0	36	0	189	0	0	21	
Clinton PD	27	0	1	12	0	42	0	2	9	
Davis County Sheriff	45	0	1	9	0	185	0	2	14	
Duchesne County Sheriff	58	0	3	3	2	97	0	1	12	
East Carbon PD	40	0	0	4	0	21	0	0	2	
Farmington PD	63	0	2	19	0	85	0	1	12	
Grantsville PD	57	1	0	10	1	39	0	0	5	
Harrisville PD*	2	0	0	1	0	40	0	1	0	
Heber City PD*	0	0	0	0	0	0	0	0	0	
Helper PD	19	0	0	4	0	59	0	0	1	
Kaysville PD	62	0	0	18	0	38	0	0	3	
Layton PD	544	1	56	62	0	221	0	1	39	
Logan PD	152	0	3	30	1	183	0	0	49	
Midvale PD	455	1	6	32	1	334	0	0	35	
Morgan County Sheriff	15	0	1	5	0	19	0	0	2	
Murray PD	536	1	2	56	0	153	0	0	17	
Naples PD	7	0	2	2	0	29	0	0	0	
North Salt Lake PD	54	0	1	8	0	46	0	0	6	
Ogden PD*	313	0	3	20	0	219	0	0	38	
Payson PD	38	0	3	5	0	84	0	0	9	
Pleasant Grove/Lindon PD	107	0	1	19	1	97	0	2	15	
Price PD	104	0	6	9	1	123	0	0	8	
Provo PD	608	0	29	84	7	565	0	3	79	
Riverdale PD	62	0	2	11	0	45	0	1	6	
Roosevelt PD	105	1	4	11	0	81	0	1	8	
Roy PD	170	0	9	33	1	54	0	1	13	
Salt Lake City PD	3,528	5	49	235	3	1,724	0	8	209	
SLCC PD*	3	0	0	0	0	2	0	0	4	
Salt Lake County Sheriff	1,911	5	32	263	6	907	1	7	1	
Sandy PD	726	0	9	86	0	413	0	3	0	
South Jordan PD	151	0	0	11	1	124	0	0	25	
South Ogden PD	96	0	4	15	2	77	0	1	12	
South Salt Lake PD	336	1	4	48	0	203	0	1	29	
SUU PD	1	0	0	2	0	1	0	0	1	
Spanish Fork PD	89	1	0	7	4	63	0	0	8	
St. George PD	287	1	8	62	8	450	0	0	38	
Sunset PD	48	0	0	8	0	49	0	0	10	
Syracuse PD	47	0	0	7	1	39	0	0	7	
Tooele County Sheriff	26	0	0	9	0	9	0	0	0	
Tooele PD	302	0	16	36	4	104	0	0	15	
Tremonton PD	42	0	0	4	0	11	0	2	0	
Uintah County Sheriff	69	0	11	10	4	244	0	2	19	
University Of Utah PD	37	0	1	9	0	31	0	2	2	
Utah County Major Crimes Task Force	2	0	0	0	0	531	0	1	1	
Vernal PD	105	0	5	12	1	97	0	1	27	
Wasatch County Sheriff	43	1	0	12	3	38	0	0	1	
Washington County Sheriff	114	0	1	46	0	221	0	0	32	
Washington Terrace PD	119	0	4	9	0	57	0	0	5	
Weber County Sheriff*	124	0	4	23	4	132	1	3	1	
Wellington PD*	8	0	0	0	0	6	0	0	1	
West Jordan PD	675	0	6	107	3	444	0	7	59	
West Valley PD	1,976	1	14	143	10	1,072	2	7	1	
Woods Cross PD	50	0	2	11	1	108	0	0	2	
<b>TOTAL - IBR AGENCIES</b>	<b>14,920</b>	<b>20</b>	<b>313</b>	<b>1,698</b>	<b>72</b>	<b>10,420</b>	<b>4</b>	<b>61</b>	<b>229</b>	<b>1,334</b>

\*Less than nine months of data submitted

IBR OFFENSES CONTINUED ON NEXT PAGE

## INCIDENT BASED REPORTING January - September 2002 - Crimes Against Property

Since 58 of the 113 reporting agencies are currently participating in the IBR program, IBR statistics should not be considered an accurate depiction of criminal activity statewide.

Agency	Arson	Bribery	Burglary	Counterfeiting	Destruction of Property	Embezzlement	Extortion	Fraud	Larceny/ Theft	Motor Vehicle Theft	Robbery	Stolen Property	TOTAL - ALL IBR OFFENSES
Alpine/Highland PD	0	0	44	4	72	0	0	3	162	8	0	3	366
BYU PD	3	0	7	0	16	0	1	4	250	5	0	2	315
Cache-Rich Drug Task Force	0	0	0	0	0	0	0	0	0	0	0	0	6
Carbon County Sheriff	3	0	30	3	62	0	0	2	61	7	0	3	285
Centerville PD	2	0	54	45	129	0	0	26	279	14	0	17	766
Clearfield PD	6	1	125	41	365	2	0	37	595	42	3	15	1,686
Clinton PD	2	0	34	8	121	0	1	11	160	11	0	1	442
Davis County Sheriff	5	0	32	10	61	1	1	10	87	20	2	0	485
Duchesne County Sheriff	0	0	38	2	77	0	0	1	84	11	0	0	389
East Carbon PD	0	0	11	1	14	0	0	1	26	0	0	1	121
Farmington PD	1	0	28	29	91	0	0	72	311	10	1	7	732
Grantsville PD	0	0	24	7	56	0	0	6	83	7	1	3	300
Harrisville PD*	0	0	7	4	16	0	0	1	51	0	1	0	124
Heber City PD*	0	0	8	0	20	0	0	1	10	1	0	0	40
Helper PD	1	0	10	2	19	0	0	0	16	4	0	2	137
Kaysville PD	6	0	82	31	198	0	0	21	287	14	2	2	764
Layton PD	13	0	278	210	895	0	0	92	1,604	99	9	0	4,124
Logan PD	0	0	83	35	249	0	0	59	696	13	0	10	1,563
Midvale PD	2	0	166	80	505	4	0	85	900	136	19	25	2,791
Morgan County Sheriff	0	0	21	3	44	0	0	1	65	7	0	3	186
Murray PD	6	0	336	201	1,060	2	0	103	2,107	219	32	3	4,836
Naples PD	0	0	12	0	24	0	0	1	26	7	0	0	110
North Salt Lake PD	0	0	50	6	52	0	0	2	233	23	4	7	492
Ogden PD*	1	0	102	38	437	1	0	19	486	59	11	4	1,752
Payson PD	0	0	46	29	122	0	0	19	297	21	1	5	679
Pleasant Grove/Lindon PD	9	0	96	38	302	0	0	45	581	55	2	15	1,385
Price PD	7	0	59	15	122	0	0	3	318	13	2	11	803
Provo PD	13	0	308	132	482	0	0	62	2,516	116	21	85	5,112
Riverdale PD	1	0	20	48	101	1	0	31	286	22	4	8	649
Roosevelt PD	1	0	14	7	69	0	1	2	120	17	0	1	443
Roy PD	3	0	98	47	323	0	0	40	520	40	5	3	1,360
Salt Lake City PD	72	0	1,740	881	3,184	18	7	548	9,800	1,439	362	253	24,258
SLCC PD*	0	0	5	0	12	0	0	2	56	0	0	0	84
Salt Lake County Sheriff	32	1	1,502	727	3,428	8	11	744	8,060	823	72	98	18,765
Sandy PD	13	0	401	174	637	8	0	163	1,956	172	20	57	4,882
South Jordan PD	1	0	150	18	384	0	0	29	502	24	3	6	1,429
South Ogden PD	4	0	56	73	174	0	0	10	464	20	4	10	1,023
South Salt Lake PD	3	0	257	93	404	2	1	71	821	248	29	25	2,577
SUU PD	0	0	0	2	11	0	0	3	25	0	0	2	48
Spanish Fork PD	2	0	127	102	250	0	0	40	776	20	3	5	1,497
St. George PD	3	0	176	52	493	7	0	82	1,060	77	1	0	2,805
Sunset PD	3	0	16	18	80	0	0	9	59	8	0	0	308
Syracuse PD	8	0	21	10	70	0	0	13	97	10	0	1	331
Tooele County Sheriff	6	0	42	1	66	0	0	0	123	5	0	0	287
Tooele PD	2	0	121	36	367	0	0	31	332	58	8	11	1,443
Tremonton PD	0	0	23	5	51	0	0	4	111	7	0	0	260
Uintah County Sheriff	6	0	55	6	109	0	1	6	148	12	0	4	706
University Of Utah PD	0	0	16	3	94	0	0	8	431	17	0	3	654
Utah County Major Crimes Task Force	0	0	1	3	7	0	0	2	6	2	0	12	593
Vernal PD	2	0	30	26	163	0	0	3	309	10	2	7	800
Wasatch County Sheriff	1	0	30	0	42	0	0	0	87	5	0	1	264
Washington County Sheriff	0	0	58	9	151	1	0	12	246	29	1	2	923
Washington Terrace PD	1	0	33	3	124	0	0	5	182	10	0	4	556
Weber County Sheriff*	1	0	119	11	260	3	0	16	396	38	1	1	1,154
Wellington PD*	0	0	2	0	3	0	0	0	11	1	0	0	32
West Jordan PD	9	0	332	234	1,124	0	0	188	1,996	195	19	33	5,431
West Valley PD	26	0	672	415	1,407	4	5	313	3,761	541	78	126	10,782
Woods Cross PD	1	0	24	15	50	5	0	20	149	20	4	12	480
<b>TOTAL - IBR AGENCIES</b>	<b>281</b>	<b>2</b>	<b>8,232</b>	<b>3,993</b>	<b>19,249</b>	<b>67</b>	<b>29</b>	<b>3,082</b>	<b>45,181</b>	<b>4,792</b>	<b>727</b>	<b>909</b>	<b>115,615</b>

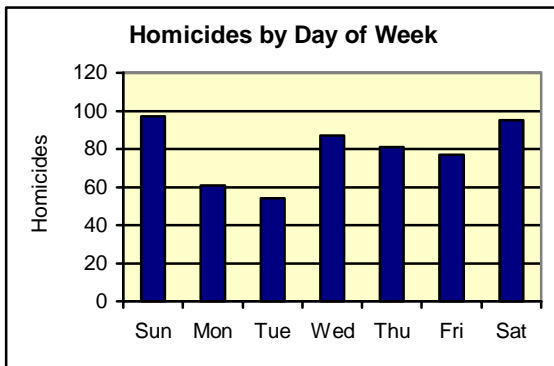
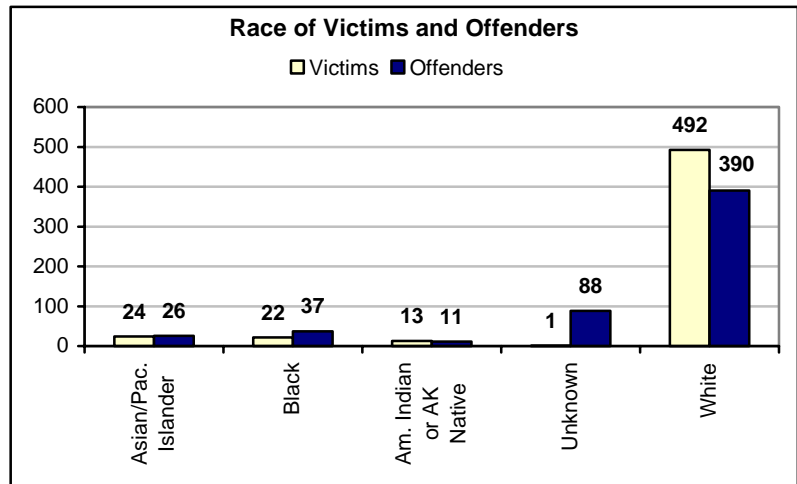
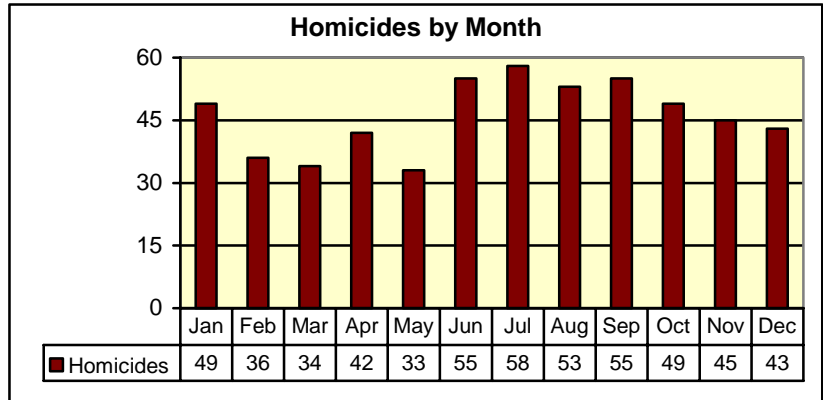
\*Less than nine months of data submitted

IBR OFFENSES CONTINUED FROM PREVIOUS PAGE

# HOMICIDE IN UTAH

An analysis of the past 10 years (1992 to 2001)

County	Homicides
Beaver County	1
Box Elder County	3
Cache County	6
Carbon County	6
Daggett County	3
Davis County	23
Duchesne County	3
Emery County	2
Garfield County	0
Grand County	4
Iron County	6
Juab County	0
Kane County	3
Millard County	4
Morgan County	1
Piute County	0
Rich County	0
Salt Lake County	351
San Juan County	1
Sanpete County	5
Sevier County	2
Summit County	5
Tooele County	13
Uintah County	4
Utah County	26
Wasatch County	4
Washington County	8
Wayne County	0
Weber County	68
<b>Grand Total</b>	<b>552</b>



Circumstances	Age and Sex of Victim				Total
	Adult Female	Adult Male	Juvenile Female	Juvenile Male	
Domestic Violence	75	24	8	3	110
Argument	9	93	1	6	109
Unknown	23	65	6	6	100
Other	13	29	5	3	50
Child Abuse	0	0	19	25	44
Drug Related	4	34	0	1	39
Gang Related	0	21	1	10	32
Robbery	4	22	0	1	27
Murder-Suicide	19	2	2	2	25
All Other Circumstances	2	12	0	2	16
<b>Grand Total</b>	<b>149</b>	<b>302</b>	<b>42</b>	<b>59</b>	<b>552</b>

Adult females are more likely to be killed in domestic violence circumstances, adult males in arguments. Juvenile males and females are most likely killed in incidents of child abuse. (Juvenile – individuals 17 years of age and younger.)

The **most homicides** to occur in one month is 10. July 2001 and September 2001 both recorded 10 homicides.

November 1996 had no homicides, the lowest amount in the 10 year period.

In accordance with state and federal guidelines, this data does not include homicides that occurred on tribal reservations, national parks, or military bases.

# HOMICIDE IN UTAH

An analysis of the past 10 years (1992 to 2001)

CIRCUMSTANCES	1992	1993	1994	1995	1996	1997	1998	1999	2000	2001	Average
Domestic Violence	13	11	11	14	9	6	16	6	8	16	11.0
Argument	10	18	6	8	6	8	13	14	11	15	10.9
Unknown	13	10	11	11	10	11	9	5	11	9	10.0
Other	4	5	6	5	9	6	7	3	1	4	5.0
Child Abuse	4	7	2	4	6	4	4	2	7	4	4.4
Drug Related	2	0	4	11	8	4	1	4	0	5	3.9
Gang Related	0	4	9	3	4	7	3	1	0	1	3.2
Robbery	2	1	1	3	2	5	4	1	1	7	2.7
Murder-Suicide	2	2	1	1	3	3	2	4	2	5	2.5
All Other Circumstances	1	1	2	0	1	3	0	3	2	3	1.6
<b>Grand Total</b>	<b>51</b>	<b>59</b>	<b>53</b>	<b>60</b>	<b>58</b>	<b>57</b>	<b>59</b>	<b>43</b>	<b>43</b>	<b>69</b>	<b>55.2</b>

WEAPON USED	1992	1993	1994	1995	1996	1997	1998	1999	2000	2001	Total
HANDGUN	17	15	25	27	26	32	29	18	14	28	231
KNIFE	7	13	8	5	8	7	6	6	10	10	80
PERSONAL	7	16	1	6	10	5	2	6	9	11	73
GUN	2	3	2	9	5	1	1	2	2	5	32
BLUNT INSTRUMENT	4	3	2	1	2	4	3	0	1	6	26
RIFLE	3	4	5	3	0	0	1	4	0	3	23
SHOTGUN	0	1	3	2	2	2	4	0	3	2	19
OTHER	2	1	4	1	1	1	4	3	1	0	18
UNKNOWN	1	0	2	2	0	3	3	0	1	1	13
STRANGLED	3	0	0	1	0	1	2	2	0	0	9
SUFFOCATED	1	2	1	1	0	0	2	0	1	1	9
VEHICLE	1	1	0	1	2	0	1	1	0	0	7
CUTTING INSTRUMENT	1	0	0	1	0	0	1	0	0	2	5
DRUGS	0	0	0	0	2	1	0	1	1	0	5
EXPLOSIVE	2	0	0	0	0	0	0	0	0	0	2
<b>Grand Total</b>	<b>51</b>	<b>59</b>	<b>53</b>	<b>60</b>	<b>58</b>	<b>57</b>	<b>59</b>	<b>43</b>	<b>43</b>	<b>69</b>	<b>552</b>

RELATIONSHIP – Victim was a(n) ----- of the Offender	Victim Age and Sex				
	Adult Female	Adult Male	Juvenile Female	Juvenile Male	Grand Total
ACQUAINTANCE	23	113	14	16	166
UNKNOWN	20	87	5	8	120
STRANGER	12	61	1	5	79
WIFE	47	0	0	0	47
GIRLFRIEND	19	0	5	0	24
SON	0	1	0	20	21
DAUGHTER	2	0	14	0	16
FRIEND	1	11	0	4	16
HUSBAND	0	9	0	0	9
EX-WIFE	8	0	0	0	8
EX-GIRLFRIEND	6	0	0	0	6
FATHER	0	6	0	0	6
MOTHER	6	0	0	0	6
BOYFRIEND	0	3	0	0	3
BROTHER	0	3	0	0	3
MOTHER IN LAW	3	0	0	0	3
STEPSON	0	0	0	3	3
ALL OTHER RELATIONSHIPS	2	8	3	3	16
<b>Grand Total</b>	<b>149</b>	<b>302</b>	<b>42</b>	<b>59</b>	<b>552</b>