


Crime in Utah

Quarterly Report

Department of Public Safety

January - June 2003



Department of Public Safety
Robert L. Flowers, Commissioner

Bureau of Criminal Identification
Nannette Rolfe, Bureau Director



SUMMARY BASED REPORTING

Introduction

This quarterly *Crime in Utah* report is published by the Bureau of Criminal Identification to give governmental leaders and citizens a better understanding of criminal activity in the state. The report is a compilation of crime data reported by local law enforcement agencies throughout the state. The data is reported under the guidelines of the Uniform Crime Reporting (UCR) program, a national program which uses generic crime definitions to ensure that crime data is comparable across political boundaries. BCI forwards data collected from Utah law enforcement agencies to the FBI, who in turn combines it with data from other states to compile and publish an annual report called *Crime in the United States*.

UCR data is collected in two formats: "summary based reporting" which has undergone only minor changes since the 1930's, and "incident based reporting" (IBR) which uses computer technology to collect more detailed information. The summary based system is still used by about half of Utah law enforcement agencies. Therefore, the data from agencies participating in the IBR system is also presented in the summary format to ensure comparable numbers. IBR data is also presented in more detail in a separate section of this report.

In the summary based system, crimes are divided into two categories: *Part I Crimes*, which include criminal homicide (murder, nonnegligent manslaughter, and manslaughter by negligence), forcible rape, robbery, aggravated assault, burglary, larceny-theft, motor vehicle theft, and arson; and *Part II Crimes*, which include all other non-traffic crimes. The Part I crimes, except manslaughter by negligence, make up the "crime index" used by the FBI to track our nation's crime situation. Therefore, these crimes are often referred to as *index crimes*. The number of known offenses and arrests are reported on Part I Crimes, while only arrests are reported on Part II Crimes. If multiple Part I offenses are committed in the same criminal episode, only the most serious offense is reported.

The Part I Crimes are also categorized as *violent crimes* (murder and nonnegligent manslaughter, forcible rape, robbery, and aggravated assault) and *property crimes* (burglary, larceny-theft, motor vehicle theft, and arson) for analysis purposes.

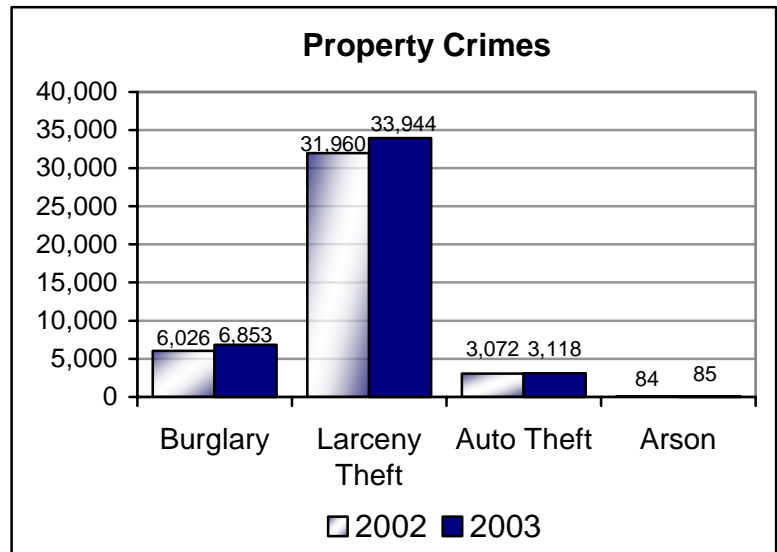
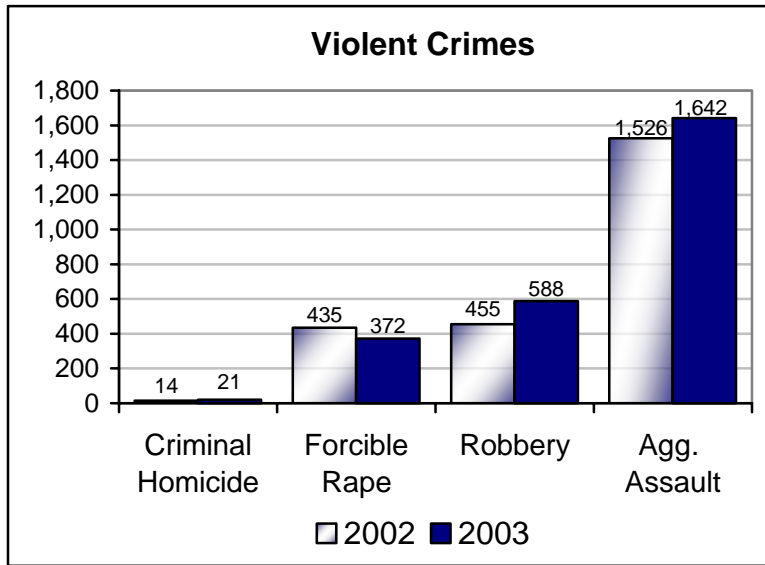
The statistics presented in this report are only as accurate as the data provided by the local law enforcement agencies. *Eighteen* law enforcement agencies did not submit data for this report.

Summary Analysis

- ◆ During the first six months of 2003 a total of 46,623 index crimes were reported. This is a **7.0% increase** over the same period in 2002, in which there were 43,572 index crimes reported.
- ◆ Violent crime **increased 7.94%**. Murder increased 50.0%, robbery increased 29.23%, aggravated assault increased 7.60%, while rape decreased 14.48%.
- ◆ Property crime **increased 6.95%**. Burglary increased 13.72%, larceny increased 6.21%, motor vehicle theft increased 1.50%, and arson increased 1.19%.
- ◆ There were 57,840 arrests reported in the first six months of 2003. This is up 5.88% from the same time last year. Adult arrests **increased 7.04%**, juvenile arrests **increased by 2.37%**.
- ◆ The dollar value of property stolen during the first six months of 2003 was \$46,952,801, **up by 14.88%** from last year. Reported recoveries totaled \$11,452,513, an **8.50% decrease** from last year.

SUMMARY BASED REPORTING

Crime Trends - January to June 2003



PROPERTY BY TYPE AND VALUE:	Stolen		Recovered	
	2002	2003	2002	2003
Currency, Notes, Etc.	\$2,880,103	\$6,906,679	\$555,752	\$126,774
Jewelry and Precious Metals	\$2,605,041	\$2,760,392	\$115,173	\$121,034
Clothing and Furs	\$1,199,919	\$420,175	\$78,031	\$668,264
Locally Stolen Motor Vehicles	\$16,472,932	\$16,552,761	\$7,646,731	\$9,398,452
Office Equipment	\$1,890,799	\$2,059,923	\$96,471	\$105,356
Televisions, Radios, Stereos, etc.	\$3,729,728	\$3,914,315	\$138,116	\$147,681
Firearms	\$232,617	\$313,741	\$21,966	\$32,031
Household Goods	\$489,119	\$695,368	\$44,624	\$32,457
Consumable Goods	\$140,554	\$658,716	\$26,154	\$24,328
Livestock	\$201,410	\$105,228	\$92,558	\$17,060
Miscellaneous	\$11,029,625	\$12,565,503	\$3,700,617	\$779,076
Total	\$40,871,847	\$46,952,801	\$12,516,193	\$11,452,513

SUMMARY BASED REPORTING
Crime Index Offenses By Contributing Agency -- January to June 2003

Agency	Homicide	Rape	Robbery	Agg. Assault	Burglary	Larceny	Auto Theft	Arson**	2003 Total	2002 Total
Beaver County Sheriff	0	0	0	2	7	50	3	0	62	42
*Minersville PD	0		Reports Not Received					0		
Box Elder County Sheriff	1	1	0	2	31	110	8	1	154	84
Brigham City PD	0	7	1	12	35	194	14	3	266	319
*Garland PD	0		Reports Not Received					0		
*Mantua PD	0		Reports Not Received					0	0	
Perry PD	0	0	0	2	2	20	1	0	25	31
Tremonton PD	0	0	0	2	13	90	3	0	108	101
*Willard PD	0	0	0	0	1	4	0	0	5	
Cache County Sheriff	0	1	0	8	46	171	13	1	240	187
Cache-Rich Drug Task Force***	0	0	0	0	0	0	0	0	0	0
Logan PD	0	7	0	9	52	330	27	0	425	376
*North Park PD	0	0	0	1	13	38	1	0	53	275
Smithfield PD	0	0	0	3	14	53	1	0	71	47
USU PD	0	1	0	0	13	59	1	0	74	69
Carbon County Sheriff	0	0	0	7	24	41	2	0	74	46
*CEU PD	0	2	0	0	0	9	0	0	11	6
*East Carbon PD	0	0	0	2	0	1	0	0	3	16
Helper PD	0	0	0	3	8	8	3	0	22	16
Price PD	0	3	0	4	34	163	5	0	209	204
*Wellington PD	0	0	0	0	0	5	0	0	5	14
*Daggett County Sheriff	0		Reports Not Received					0		
Davis County Sheriff	0		See IBR data on pages 8 & 9					3	3	
Bountiful PD	0	4	8	12	124	428	27	1	604	377
Centerville PD	0	1	0	4	29	171	6	0	211	208
Clearfield PD	0	2	3	11	57	263	13	7	356	510
Clinton PD	1	2	0	4	22	70	6	0	105	103
Farmington PD	0	0	0	0	19	102	6	0	127	124
Kaysville PD	0	2	0	8	15	247	24	0	296	269
Layton PD	1	15	12	68	130	894	58	4	1,182	1,205
North Salt Lake PD	0	0	1	5	36	161	10	0	213	185
Sunset PD	0	0	0	6	25	16	6	0	53	50
Syracuse PD	0	9	0	8	29	74	3	5	128	84
West Bountiful PD	0	0	1	5	12	96	1	0	115	87
Woods Cross PD	0	0	2	1	16	110	17	0	146	102
Duchesne County Sheriff	0	2	0	7	29	48	1	0	87	60
Roosevelt PD	0	1	0	4	16	77	3	2	103	96
Emery County Sheriff	0	0	0	3	33	75	1	0	112	110
*Garfield County Sheriff	1		Reports Not Received					0	1	
Grand County Sheriff	0	1	3	3	9	41	2	0	59	81
*Moab PD	0	1	0	4	16	96	3	0	120	138
Iron County Sheriff	0	2	0	4	17	36	14	0	73	75
Brian Head Marshal	0	0	0	0	2	31	0	0	33	
Cedar City PD	0	1	2	10	67	283	21	0	384	346
*Parowan PD	0		Reports Not Received					0		
SUU PD	0	0	0	0	0	17	0	0	17	16
*Juab County Sheriff	0		Reports Not Received					0		
Nephi PD	0	0	0	1	16	40	4	0	61	61
*Kane County Sheriff	0		Reports Not Received					0		
Big Water Marshal	0	0	0	1	0	3	0	0	4	NA
Kanab PD	0	2	0	1	8	20	1	0	32	30
Millard County Sheriff	0	2	1	4	25	133	16	0	181	188
Morgan County Sheriff	0		See IBR data on pages 8 & 9					0		
*Piute County Sheriff	0		Reports Not Received					0		4
*Rich County Sheriff***	0	0	0	2	1	4	0	0	7	8
Salt Lake County Sheriff	1	70	55	281	1,095	5,470	513	0	7,485	7,434
Alta Marshal	0		Reports Not Received					0		
Granite School District PD	0	0	1	94	18	61	1	0	175	132
*Jordan School District PD	0		Reports Not Received					0		
Midvale PD	0	7	13	22	94	725	78	1	940	769
*Murray PD	0	4	19	8	156	846	60	0	1,093	1,749
Salt Lake City PD	7	57	228	296	1,076	6,080	817	15	8,576	7,002
*SLCC PD	0	0	0	0	3	45	2	0	50	61
Sandy PD	0	17	22	39	228	1,203	69	6	1,584	1,557
South Jordan PD	0	1	2	5	94	252	16	0	370	384

*This agency did not submit a full six months of data

**The Bureau of Criminal Identification receives the arson statistics from the State Fire Marshal.

***The Cache-Rich Drug Task Force covers both Cache and Rich counties.

SUMMARY BASED REPORTING
Crime Index Offenses By Contributing Agency -- January - June 2003

Agency	Homicide	Rape	Robbery	Agg. Assault	Burglary	Larceny	Auto Theft	Arson**	2003 Total	2002 Total
South Salt Lake PD	0	14	26	64	147	718	132	0	1,101	884
University Of Utah PD	0	0	0	2	14	203	14	0	233	272
*West Jordan PD	0	4	21	40	179	1,088	75	0	1,407	1,659
West Valley PD	4	28	69	112	454	2,605	319	10	3,601	3,059
San Juan County Sheriff	0	1	2	6	8	14	2	1	34	29
Blanding PD	0	0	0	1	7	11	2	0	21	13
*Monticello PD	0	0	0	0	0	2	0	0	2	10
*Sanpete County Sheriff	0	0	2	5	22	17	0	0	46	92
Ephraim PD	0	0	0	0	23	42	1	0	66	33
*Fairview PD	0			Reports Not Received				0		
*Fountain Green PD	0			Reports Not Received				0		
Gunnison PD	0	0	0	1	4	14	1	0	20	26
*Moroni PD	0			Reports Not Received				0		
*Mt. Pleasant PD	0	2	0	16	30	41	9	0	98	
Sevier County Sheriff	0	2	0	1	19	54	6	0	82	103
Richfield PD	0	2	0	2	12	169	3	1	189	188
Salina PD	0	1	0	0	11	93	2	0	107	87
Summit County Sheriff	0	5	0	2	37	263	6	0	313	159
*Kamas PD	0			Reports Not Received				0		
Park City PD	1	2	1	5	37	273	5	0	324	370
Tooele County Sheriff	0	1	0	4	23	74	0	1	103	78
Grantsville PD	0	1	0	7	12	58	6	0	84	78
Stockton/Rush Valley PD	0	0	0	0	0	1	0	0	1	3
Tooele PD	0	4	6	36	81	209	25	0	361	300
Wendover PD	0	0	0	0	5	9	3	0	17	6
Uintah County Sheriff	0	3	0	8	24	79	2	0	116	115
Naples PD	0	0	0	1	11	12	4	0	28	16
Vernal PD	0	0	0	0	16	179	10	0	205	73
Utah County Sheriff	0	2	1	17	118	125	19	0	282	168
Alpine/Highland PD	0	3	0	5	26	77	7	0	118	126
*American Fork PD	0	0	0	7	37	201	7	1	253	500
BYU PD	0	0	0	1	4	188	4	0	197	173
Lehi PD	0	1	1	6	96	161	21	0	286	178
*Mapleton PD	0	0	0	1	10	13	1	0	25	72
Orem DPS	2	3	11	19	185	1,374	84	0	1,678	1,774
Payson PD	0	4	1	5	60	143	6	0	219	186
*Pleasant Grove/Lindon PD	0	1	0	4	27	280	20	0	332	432
Provo PD	0	8	7	28	190	1,124	77	0	1,434	786
*Salem/Woodland Hills PD	0	0	0	1	3	20	1	0	25	60
Santaquin/Genola PD	0	0	0	2	20	37	1	0	60	63
*Spanish Fork PD	0	0	0	1	48	248	8	0	305	423
*Springville PD	0	4	2	6	80	245	19	0	356	342
*Utah CO Major Crimes Strike Force	0	0	0	3	1	1	0	0	5	
UVSC PD	0	0	0	0	0	46	0	0	46	35
*Wasatch County Sheriff	0	0	0	0	16	23	1	0	40	35
*Heber City PD	0	1	0	0	8	25	2	0	36	
Washington County Sheriff	0	0	0	34	53	170	15	0	272	236
*Dixie College PD	0			Reports Not Received				0		
Hildale PD	0	0	0	1	0	0	0	0	1	0
Hurricane PD	0	0	0	3	24	104	5	0	136	103
*Leeds PD	0			Reports Not Received				0		0
St. George PD	0	4	0	37	98	548	54	1	742	803
Wayne County Sheriff	0	0	0	1	2	17	0	0	20	20
*Weber County Sheriff	1	3	1	13	58	256	16	7	355	159
*Harrisville PD	0	0	0	4	5	26	0	0	35	22
North Ogden PD	0	4	0	0	21	123	2	0	150	158
*Ogden PD	1	29	54	125	545	1,769	197	7	2,727	2,452
*Pleasant View PD	0			Reports Not Received						88
Riverdale PD	0	1	5	7	27	204	14	0	258	199
Roy PD	0	7	2	14	49	370	22	7	471	411
*South Ogden PD	0	2	2	4	42	177	7	0	234	264
WSU PD	0	0	0	2	14	57	0	0	73	52
GRAND TOTAL	21	372	588	1,642	6,853	33,944	3,118	85	46,623	43,411***

*This agency did not submit a full six months of data

**The Bureau of Criminal Identification receives the arson statistics from the State Fire Marshal.

***2002's Total includes the 2002 data from the Washington Terrace PD, which disbanded in October of 2002. Law enforcement for the city of Washington Terrace is now provided by the Weber County Sheriff.

SUMMARY BASED REPORTING

Arrest Data by Agency - January to June 2003

Agency	Adult Arrests	Juvenile Arrests
Beaver County Sheriff	142	25
Minersville PD*	NDS	
Box Elder County Sheriff	106	39
Brigham City PD	134	136
Garland PD*	NDS	
Mantua PD*	NDS	
Perry PD	41	6
Tremonton PD	47	28
Willard PD*	34	7
Cache County Sheriff	397	274
Cache-Rich Drug Task Force	0	0
Logan PD	785	516
North Park PD*	65	29
Smithfield PD	21	2
USU PD	50	0
Carbon County Sheriff	122	17
CEU PD*	0	0
East Carbon PD*	8	3
Helper PD	74	5
Price PD	241	90
Wellington PD*	2	1
Daggett County Sheriff*	NDS	
Davis County Sheriff**		
Bountiful PD	225	238
Centerville PD	235	56
Clearfield PD	408	159
Clinton PD	107	54
Farmington PD	123	86
Kaysville PD	171	164
Layton PD	649	373
North Salt Lake PD	180	30
Sunset PD	257	109
Syracuse PD	144	104
West Bountiful PD	132	76
Woods Cross PD	305	92
Duchesne County Sheriff	252	42
Roosevelt PD	388	177
Emery County Sheriff	157	21
Garfield County Sheriff*	NDS	
Grand County Sheriff	76	1
Moab PD	237	40
Iron County Sheriff	134	24
Brian Head Marshal	10	1
Cedar City PD	445	182
Parowan PD*	NDS	
SUU PD	6	2
Juab County Sheriff*	NDS	
Nephi PD	98	56
Kane County Sheriff*	NDS	
Big Water Marshal	1	0
Kanab PD	94	38
Millard County Sheriff	158	56
Morgan County Sheriff**		
Piute County Sheriff*	NDS	
Rich County Sheriff*	4	0
Salt Lake County Sheriff	4,376	177
Alta Marshal	NDS	
Granite School District PD	42	905
Jordan School District PD	NDS	
Midvale PD	464	229
Murray PD*	607	112
Salt Lake City PD	9,265	1,138
Sandy PD	1,143	893
South Jordan PD	371	141
South Salt Lake PD	736	133

Agency	Adult Arrests	Juvenile Arrests
University Of Utah PD	54	10
West Jordan PD*	853	511
West Valley PD	2,329	1,099
San Juan County Sheriff	73	19
Blanding PD	75	40
Monticello PD*	14	4
Sanpete County Sheriff*	27	26
Ephraim PD	53	21
Fairview PD*	NDS	
Fountain Green PD*	NDS	
Gunnison PD	70	20
Moroni PD*	NDS	
Mt. Pleasant PD*	16	9
Sevier County Sheriff	160	58
Richfield PD	153	81
Salina PD	67	48
Summit County Sheriff	300	53
Kamas PD*	NDS	
Park City PD	170	51
Tooele County Sheriff	100	13
Grantsville PD	94	78
Stockton/Rush Valley PD	1	0
Tooele PD	617	252
Wendover PD	24	1
Uintah County Sheriff	533	146
Naples PD	102	16
Vernal PD	304	140
Utah County Sheriff	915	191
Alpine/Highland PD	48	38
American Fork PD*	257	152
BYU PD	64	4
Lehi PD	295	131
Mapleton PD*	61	9
Orem DPS	782	509
Payson PD	163	60
Pleasant Grove/Lindon PD*	226	140
Provo PD	1,657	413
Salem/Woodland Hills PD*	30	3
Santaquin/Genola PD	74	33
Spanish Fork PD*	325	156
Springville PD*	296	111
Utah CO Major Crimes Strike Force*	198	3
UVSC PD	27	10
Wasatch County Sheriff*	66	2
Heber City PD*	76	14
Washington County Sheriff	398	1
Dixie College PD*	NDS	
Hildale PD	7	3
Hurricane PD	42	2
Leeds PD*	NDS	
St. George PD	1,828	664
Wayne County Sheriff	16	7
Weber County Sheriff*	368	71
Harrisville PD*	36	4
North Ogden PD	149	34
Ogden PD*	3,129	858
Pleasant View PD	970	350
Riverdale PD	249	51
Roy PD	307	29
South Ogden PD*	230	35
WSU PD	41	6
Bureau of Criminal Identification*	3	0
Wildlife Resources	154	18
STATE TOTAL	43,945	13,895

NDS – No Data Submitted

*This agency submitted less than six months of data

**These agencies are in NIBRS "Testing Status." They submitted NIBRS test data, but no summary based data, so arrest totals cannot be shown for them.

SUMMARY BASED REPORTING

Arrest Data by Offense

January to June 2003

Juvenile Arrests		
Crime Category	Total Arrests	
	2002	2003
Murder & Nonnegligent Manslaughter	3	2
Manslaughter by Negligence	1	1
Forcible Rape	25	22
Robbery	29	8
Aggravated Assault	214	251
Burglary	234	220
Larceny/Theft	3,006	2,840
Motor Vehicle Theft	171	161
Simple Assault	1,032	1,024
Arson	56	65
Part 1 Crime Arrests	4,771	4,594
Forgery and Counterfeiting	49	27
Fraud	32	34
Embezzlement	1	0
Stolen Property Offenses	81	101
Vandalism	711	888
Weapons Offenses	127	239
Prostitution	0	2
Sex Offenses	88	96
Sale/Opium	0	1
Sale/Marijuana	52	29
Sale/Synthetic Narcotics	3	3
Sale/Other	18	10
Possess/Opium	28	12
Possess/Marijuana	617	521
Possess/Synthetic Narcotics	18	9
Possess/Other	190	160
Bookmaking	0	0
Numbers and Lottery	0	0
All Other Gambling	0	0
Family and Children	17	17
D.U.I.	81	93
Liquor Laws	1,341	1,179
Drunkenness	39	103
Disorderly Conduct	1,053	1,299
Vagrancy	123	144
All Other Offenses	3,023	3,043
Curfew and Loitering	665	846
Run-Aways	445	445
Part 2 Crime Arrests	8,802	9,301
Grand Totals	13,573	13,895

Adult Arrests		
Crime Category	Total Arrests	
	2002	2003
Murder & Nonnegligent Manslaughter	15	22
Manslaughter by Negligence	1	2
Forcible Rape	50	61
Robbery	98	134
Aggravated Assault	407	428
Burglary	436	515
Larceny/Theft	4,199	4,173
Motor Vehicle Theft	241	194
Simple Assault	3,525	3,639
Arson	23	28
Part 1 Crime Arrests	8,995	9,196
Forgery and Counterfeiting	497	529
Fraud	370	368
Embezzlement	1	3
Stolen Property Offenses	276	293
Vandalism	806	851
Weapons Offenses	360	404
Prostitution	98	124
Sex Offenses	126	108
Sale/Opium	47	86
Sale/Marijuana	138	132
Sale/Synthetic Narcotics	16	20
Sale/Other	79	114
Possess/Opium	236	321
Possess/Marijuana	1,561	1,690
Possess/Synthetic Narcotics	118	139
Possess/Other	1,044	1,131
Bookmaking	0	0
Numbers and Lottery	0	0
All Other Gambling	0	0
Family and Children	606	576
D.U.I.	3,440	3,509
Liquor Laws	4,342	4,459
Drunkenness	2,258	2,417
Disorderly Conduct	1,499	1,740
Vagrancy	11	7
All Other Offenses	14,129	15,728
Part 2 Crime Arrests	32,058	34,749
Grand Totals	41,053	43,945

Juvenile: an individual 17 years of age or younger
 Adult: an individual 18 years of age or older

INCIDENT BASED REPORTING

Introduction – What is Incident Based Reporting?

The National Incident Based Reporting System (NIBRS) is an updated method of collecting crime data within the UCR program. It was designed to provide more comprehensive data for the management of crime in our society. In an incident based reporting (IBR) system, computer technology is used to collect more detailed information about the crimes that occur. The availability of detailed information about criminal activity, stored in a computer data base, makes the analysis of criminal activity a viable tool for law enforcement administrators and other public officials.

The Utah Incident Based Reporting System was implemented in 1991; 58 agencies submitted IBR data for this report. The data accepted by the Utah repository is also forwarded to the NIBRS repository where the FBI uses it to depict criminal activity nationwide.

The data from the IBR system is not directly comparable to the data from the summary based reports. Information about each incident and arrest is collected for 22 offense categories comprised of 46 Group A offenses. All offenses that occur in a criminal episode are reported, not just the most serious. Only arrest data is collected for 11 Group B crimes.

Converting to IBR takes a lot of planning, work, and patience. It also requires enough foresight to see the value of accurate, detailed crime data in understanding and managing this serious problem. BCI appreciates the following agencies which have made the commitment to participate in the NIBRS program:

Agency	Months Submitted
Alpine/Highland PD	6
BYU PD	6
Cache-Rich Drug Task Force	6
Carbon County Sheriff	6
Centerville PD	6
Clearfield PD	6
Clinton PD	6
Davis County Sheriff*	6
Duchesne County Sheriff	6
East Carbon PD	1
Farmington PD	6
Grantsville PD	6
Harrisville PD	2
Heber City PD	1
Helper PD	6
Kaysville PD	6
Layton PD	6
Logan PD	6
Midvale PD	6
Morgan County Sheriff*	6
Murray PD	4
Naples PD	6
North Ogden PD*	1
North Salt Lake PD	6
Ogden PD*	5
Payson PD	1
Pleasant Grove/Lindon PD	5
Price PD	6
Provo PD	6

Agency	Months Submitted
Riverdale PD	6
Roosevelt PD	6
Roy PD	6
Salt Lake City PD	6
SLCC PD	4
Salt Lake County Sheriff	6
Sandy PD	6
South Jordan PD	6
South Ogden PD	5
South Salt Lake PD	6
Southern Utah University PD	6
Spanish Fork PD	4
St. George PD	6
Sunset PD	6
Syracuse PD	6
Tooele County Sheriff	6
Tooele PD	6
Tremonton PD	1
Uintah County Sheriff	6
University Of Utah PD	1
Utah County Major Crimes Strike Force	5
Vernal PD	6
Wasatch County Sheriff	4
Washington County Sheriff	6
Weber County Sheriff	4
Wellington PD	1
West Jordan PD	5
West Valley PD	6
Woods Cross PD	6

*These agencies are in the process of becoming IBR certified, which requires an error rate of 4% or less over a four month period.

INCIDENT BASED REPORTING

January - June 2003 - Crimes Against Persons, Crimes Against Society

Since 58 of the 109 reporting agencies are currently participating in the IBR program, IBR statistics should not be considered an accurate depiction of criminal activity statewide.

Agency	Assault Offenses (All)	Homicide	Kidnaping	Sex Offenses (Forcible)	Sex Offenses (Nonforcible)	Drugs	Gambling	Porno- graphy	Prosti- tution	Weapon Offenses
Alpine/Highland PD	11	1	1	7	1	22	0	0	0	5
BYU PD	11	0	1	0	0	4	0	0	0	1
Cache-Rich Drug Task Force	0	0	0	0	0	1	0	0	0	0
Carbon County Sheriff	37	0	1	5	0	19	0	0	0	1
Centerville PD	34	0	2	2	0	66	0	1	0	9
Clearfield PD	140	0	0	30	0	123	0	0	0	13
Clinton PD	26	1	1	4	0	16	0	1	0	7
Davis County Sheriff	42	0	2	7	0	158	0	0	0	8
Duchesne County Sheriff	46	0	1	4	0	63	0	0	0	7
East Carbon PD*	4	0	0	0	0	3	0	0	0	0
Farmington PD	28	0	0	4	0	63	0	0	0	6
Grantsville PD	27	0	0	4	1	35	0	0	0	4
Harrisville PD*	3	0	0	0	0	7	0	0	0	2
Heber City PD*	1	0	0	0	0	0	0	0	0	0
Helper PD	15	0	0	2	0	33	0	0	0	0
Kaysville PD	51	0	1	7	0	42	0	0	0	7
Layton PD	354	1	7	53	2	139	0	3	0	20
Logan PD	98	0	0	13	0	117	0	0	0	18
Midvale PD	282	0	3	21	1	168	2	0	3	23
Morgan County Sheriff	14	0	5	3	0	32	0	0	0	2
Murray PD*	243	0	0	20	0	79	0	0	0	10
Naples PD	6	0	0	4	0	41	0	0	0	1
North Ogden PD*	5	0	0	3	0	5	0	0	0	3
North Salt Lake PD	40	0	1	3	0	31	0	0	0	2
Ogden PD*	652	1	13	70	8	487	0	0	11	63
Payson PD*	6	0	0	0	0	9	0	0	0	0
Pleasant Grove/Lindon PD*	64	0	0	7	3	62	0	2	0	7
Price PD	76	1	4	7	0	104	0	0	0	3
Provo PD	385	0	27	38	5	459	0	21	1	51
Riverdale PD	48	0	0	11	0	42	0	0	0	3
Roosevelt PD	55	0	1	3	2	59	0	0	0	5
Roy PD	190	0	5	14	0	57	0	0	0	15
Salt Lake City PD	2,093	3	25	160	0	1,303	0	6	148	145
SLCC PD*	3	0	0	1	0	3	0	0	0	0
Salt Lake County Sheriff	1,440	1	23	204	11	761	0	4	12	110
Sandy PD	443	0	7	60	1	370	0	1	9	47
South Jordan PD	152	0	0	13	0	100	0	0	0	4
South Ogden PD*	41	0	1	4	0	49	0	0	0	2
South Salt Lake PD	333	0	2	24	1	171	0	0	0	18
Southern Utah University PD	1	0	0	0	0	0	0	0	0	0
Spanish Fork PD*	37	0	0	1	1	28	0	0	0	4
St. George PD	196	0	3	11	20	334	0	1	0	35
Sunset PD	42	0	0	1	1	54	0	0	0	1
Syracuse PD	57	0	2	17	0	30	0	0	0	2
Tooele County Sheriff	25	0	0	4	1	16	0	0	0	0
Tooele PD	199	0	7	25	1	94	0	0	0	26
Tremonton PD*	1	0	0	0	0	1	0	0	0	0
Uintah County Sheriff	60	1	2	16	1	177	0	0	0	24
University Of Utah PD*	9	0	0	0	0	13	0	0	0	0
Utah County Major Crimes Strike Force*	6	0	0	0	0	297	0	2	0	8
Vernal PD	54	0	12	7	0	57	0	0	0	10
Wasatch County Sheriff*	12	0	0	7	1	14	0	0	0	0
Washington County Sheriff	89	0	1	9	0	127	0	0	0	15
Weber County Sheriff*	104	1	2	16	2	104	0	2	0	12
Wellington PD*	1	0	0	0	0	4	0	0	0	0
West Jordan PD*	364	0	5	75	2	302	0	1	0	43
West Valley PD	1,274	4	7	84	3	765	0	1	0	142
Woods Cross PD	39	0	1	5	0	73	0	0	0	5
TOTAL - IBR AGENCIES	10,069	15	176	1,090	69	7,793	2	46	184	949

*Less than six months of data submitted

IBR OFFENSES CONTINUED ON NEXT PAGE

INCIDENT BASED REPORTING January - June 2003 - Crimes Against Property

Since 58 of the 109 reporting agencies are currently participating in the IBR program, IBR statistics should not be considered an accurate depiction of criminal activity statewide.

Agency	Arson	Bribery	Burglary	Counter- feiting	Destruc- tion of Property	Embezzle- ment	Extortion	Fraud	Larceny/ Theft	Motor Vehicle Theft	Robbery	Stolen Property	TOTAL
Alpine/Highland PD	0	0	26	2	66	0	0	2	88	9	0	2	243
BYU PD	0	0	4	4	14	0	0	4	188	4	0	1	236
Cache-Rich Drug Task Force	0	0	0	0	0	0	0	0	0	0	0	0	1
Carbon County Sheriff	0	0	25	1	50	0	0	1	53	2	0	1	196
Centerville PD	12	0	29	18	103	0	0	16	172	7	0	3	474
Clearfield PD	2	0	60	17	179	0	0	7	276	16	3	2	868
Clinton PD	1	0	22	3	73	0	0	5	71	6	0	0	237
Davis County Sheriff	1	0	13	2	11	1	0	7	29	12	0	0	293
Duchesne County Sheriff	1	0	30	2	42	0	0	4	68	2	0	1	271
East Carbon PD*	0	0	0	0	0	0	0	0	1	0	0	0	8
Farmington PD	4	0	19	8	56	1	0	28	124	8	0	2	351
Grantsville PD	0	0	12	4	39	1	0	4	60	7	0	3	201
Harrisville PD*	0	0	5	0	5	0	0	3	31	0	0	1	57
Heber City PD*	0	0	0	0	0	0	0	0	2	0	0	0	3
Helper PD	0	0	9	2	5	0	0	2	8	3	0	0	79
Kaysville PD	1	0	16	17	156	0	0	33	262	21	0	1	615
Layton PD	10	0	134	100	464	0	1	96	936	71	12	7	2,410
Logan PD	0	0	58	39	136	0	0	26	374	32	0	6	917
Midvale PD	2	0	98	47	438	0	0	47	753	85	13	16	2,002
Morgan County Sheriff	0	0	9	0	34	0	0	3	22	5	0	1	130
Murray PD*	2	0	158	57	506	4	0	31	856	76	19	3	2,064
Naples PD	0	0	11	0	19	0	0	2	18	6	0	1	109
North Ogden PD*	0	0	4	0	37	0	0	1	22	2	0	0	82
North Salt Lake PD	1	0	36	4	42	0	0	0	167	12	1	0	340
Ogden PD*	6	0	369	126	929	0	1	30	1,151	133	38	27	4,115
Payson PD*	0	0	4	6	15	0	0	3	38	1	0	2	84
Pleasant Grove/Lindon PD*	0	0	27	20	110	0	0	13	287	19	0	11	632
Price PD	0	0	34	5	84	0	0	2	195	7	0	5	527
Provo PD	10	0	200	67	398	0	0	53	1,490	91	7	43	3,346
Riverdale PD	0	0	28	20	54	0	0	18	207	12	5	2	450
Roosevelt PD	1	0	16	1	66	0	0	3	89	6	0	2	309
Roy PD	2	0	50	25	250	0	0	15	381	23	2	0	1,029
Salt Lake City PD	27	0	1,100	482	2,149	9	4	340	6,166	848	228	149	15,385
SLCC PD*	0	0	3	1	19	0	0	0	45	2	0	0	77
Salt Lake County Sheriff	12	1	1,107	548	2,772	7	4	640	5,553	548	55	90	13,903
Sandy PD	6	0	233	122	475	0	0	94	1,222	95	22	30	3,237
South Jordan PD	3	0	95	12	199	0	0	25	300	26	2	3	934
South Ogden PD*	1	0	42	22	96	0	0	6	186	8	2	1	461
South Salt Lake PD	2	0	151	91	442	0	0	57	740	148	26	29	2,235
Southern Utah University PD	0	0	0	0	8	0	0	0	17	0	0	0	26
Spanish Fork PD*	2	0	48	51	181	0	0	16	344	9	0	6	728
St. George PD	1	0	98	39	281	13	0	59	627	56	0	0	1,774
Sunset PD	1	0	25	3	58	0	0	10	20	6	0	0	222
Syracuse PD	2	0	29	6	57	0	0	7	75	3	0	0	287
Tooele County Sheriff	2	0	23	1	32	0	0	0	78	0	0	0	182
Tooele PD	3	0	83	22	261	0	1	37	221	32	6	11	1,029
Tremonton PD*	0	0	5	0	12	0	0	0	8	0	0	0	27
Uintah County Sheriff	4	0	26	5	69	0	0	11	121	3	0	5	525
University Of Utah PD*	0	0	9	1	35	0	0	8	101	7	0	3	186
Utah County Major Crimes Strike Force*	1	0	1	3	14	0	0	1	1	0	0	6	340
Vernal PD	0	0	18	10	100	0	1	3	184	12	0	2	470
Wasatch County Sheriff*	0	0	17	2	27	0	0	0	26	1	0	0	107
Washington County Sheriff	1	0	55	11	142	2	0	13	196	18	0	6	685
Weber County Sheriff*	0	0	59	10	196	0	0	18	269	20	1	1	817
Wellington PD*	0	0	0	0	2	0	0	0	5	0	0	0	12
West Jordan PD*	3	0	182	112	657	1	0	130	1,117	88	21	19	3,122
West Valley PD	14	0	467	218	970	0	0	200	2,840	381	69	104	7,543
Woods Cross PD	0	0	17	7	46	1	0	9	117	20	2	4	346
TOTAL - IBR AGENCIES	141	1	5,399	2,376	13,681	40	12	2,143	28,998	3,009	534	612	77,339

*Less than six months of data submitted