


Crime in Utah

Quarterly Report

Department of Public Safety

January - September 2003



Department of Public Safety
Robert L. Flowers, Commissioner

Bureau of Criminal Identification
Nannette Rolfe, Bureau Director



SUMMARY BASED REPORTING

Introduction

This quarterly *Crime in Utah* report is published by the Bureau of Criminal Identification to give governmental leaders and citizens a better understanding of criminal activity in the state. The report is a compilation of crime data reported by local law enforcement agencies throughout the state. The data is reported under the guidelines of the Uniform Crime Reporting (UCR) program, a national program which uses generic crime definitions to ensure that crime data is comparable across political boundaries. BCI forwards data collected from Utah law enforcement agencies to the FBI, who in turn combines it with data from other states to compile and publish an annual report called *Crime in the United States*.

UCR data is collected in two formats: "summary based reporting" which has undergone only minor changes since the 1930's, and "incident based reporting" (IBR) which uses computer technology to collect more detailed information. The summary based system is still used by about half of Utah law enforcement agencies. Therefore, the data from agencies participating in the IBR system is also presented in the summary format to ensure comparable numbers. IBR data is also presented in more detail in a separate section of this report.

In the summary based system, crimes are divided into two categories: *Part I Crimes*, which include criminal homicide (murder, nonnegligent manslaughter, and manslaughter by negligence), forcible rape, robbery, aggravated assault, burglary, larceny-theft, motor vehicle theft, and arson; and *Part II Crimes*, which include all other non-traffic crimes. The Part I crimes, except manslaughter by negligence, make up the "crime index" used by the FBI to track our nation's crime situation. Therefore, these crimes are often referred to as *index crimes*. The number of known offenses and arrests are reported on Part I Crimes, while only arrests are reported on Part II Crimes. If multiple Part I offenses are committed in the same criminal episode, only the most serious offense is reported.

The Part I Crimes are also categorized as *violent crimes* (murder and nonnegligent manslaughter, forcible rape, robbery, and aggravated assault) and *property crimes* (burglary, larceny-theft, motor vehicle theft, and arson) for analysis purposes.

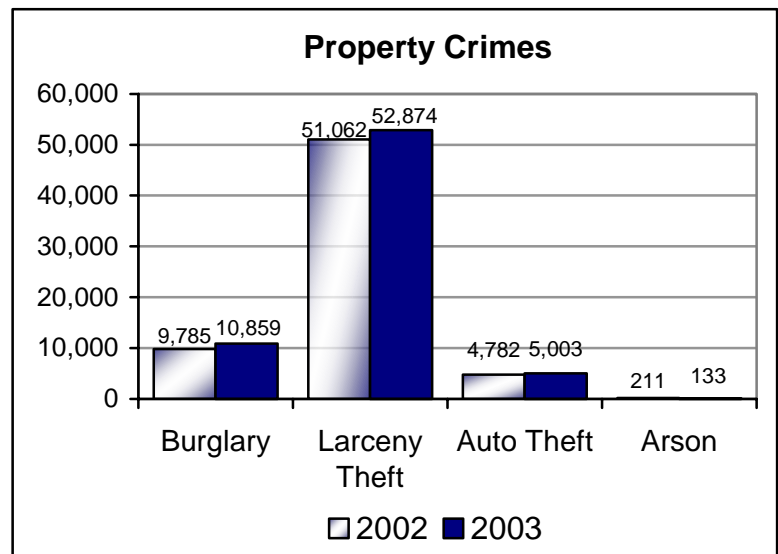
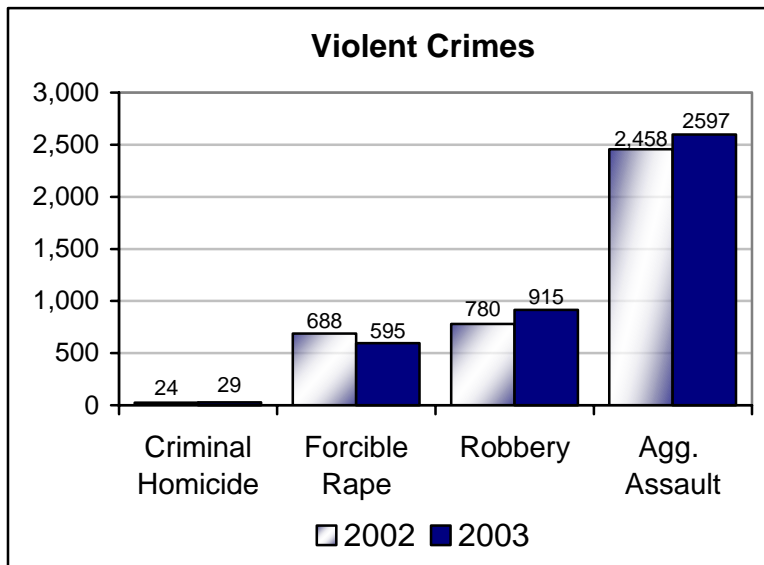
The statistics presented in this report are only as accurate as the data provided by the local law enforcement agencies. *Seventeen law enforcement agencies did not submit data for this report.*

Summary Analysis

- ◆ During the first nine months of 2003 a total of 73,005 index crimes were reported. This is a **4.61% increase** over the same period in 2002, in which there were 69,790 index crimes reported.
- ◆ Violent crime **increased 4.71%**. Murder increased 20.83%, robbery increased 17.31%, aggravated assault increased 5.66%, while rape decreased 13.52%.
- ◆ Property crime **increased 4.60%**. Burglary increased 10.98%, larceny increased 3.55%, motor vehicle theft increased 4.62%, and arson decreased 36.97%.
- ◆ There were 87,962 arrests reported in the first nine months of 2003. This is up 1.17% from the same time last year. Adult arrests **increased 2.51%**, juvenile arrests **decreased by 3.16%**.
- ◆ The dollar value of property stolen during the first nine months of 2003 was \$72,394,788, **up by 14.99%** from last year. Reported recoveries totaled \$19,957,255, a 9.31% **increase** from last year.

SUMMARY BASED REPORTING

Crime Trends - January to September 2003



| PROPERTY BY TYPE AND VALUE: | Stolen | | Recovered | |
|------------------------------------|---------------------|---------------------|---------------------|---------------------|
| | 2002 | 2003 | 2002 | 2003 |
| Currency, Notes, Etc. | \$4,578,942 | \$9,209,708 | \$662,303 | \$824,476 |
| Jewelry and Precious Metals | \$3,847,303 | \$4,490,912 | \$189,741 | \$186,429 |
| Clothing and Furs | \$1,514,326 | \$668,835 | \$125,916 | \$707,347 |
| Locally Stolen Motor Vehicles | \$25,054,435 | \$26,555,230 | \$11,826,803 | \$16,017,546 |
| Office Equipment | \$2,883,885 | \$3,221,283 | \$153,159 | \$170,362 |
| Televisions, Radios, Stereos, etc. | \$5,657,398 | \$5,910,219 | \$228,845 | \$257,544 |
| Firearms | \$392,749 | \$494,378 | \$46,303 | \$55,978 |
| Household Goods | \$922,426 | \$980,098 | \$89,051 | \$60,371 |
| Consumable Goods | \$340,115 | \$739,974 | \$52,169 | \$34,080 |
| Livestock | \$214,155 | \$139,895 | \$93,558 | \$18,275 |
| Miscellaneous | \$17,551,238 | \$19,984,256 | \$4,789,476 | \$1,624,847 |
| Total | \$62,956,972 | \$72,394,788 | \$18,257,324 | \$19,957,255 |

SUMMARY BASED REPORTING
Crime Index Offenses By Contributing Agency -- January to September 2003

| Agency | Homicide | Rape | Robbery | Agg. Assault | Burglary | Larceny | Auto Theft | Arson ** | 2003 Totals | 2002 Totals |
|----------------------------------|--|----------------------|---------|--------------|----------|---------|------------|----------|-------------|-------------|
| Beaver County Sheriff | 0 | 0 | 1 | 6 | 20 | 65 | 5 | 0 | 97 | 64 |
| * Minersville PD | Reports Not Received | | | | | | | | | |
| Box Elder County Sheriff | 1 | 3 | 0 | 3 | 41 | 188 | 11 | 0 | 247 | 97 |
| Brigham City PD | 0 | 10 | 1 | 25 | 54 | 288 | 20 | 0 | 398 | 490 |
| * Garland PD | Reports Not Received | | | | | | | | | |
| * Mantua PD | Reports Not Received | | | | | | | | | |
| * Perry PD | 0 | 0 | 0 | 2 | 4 | 23 | 1 | 0 | 30 | 42 |
| Tremonton PD | 0 | 0 | 0 | 5 | 20 | 145 | 9 | 0 | 179 | 141 |
| Willard PD | 0 | 0 | 0 | 2 | 13 | 20 | 1 | 0 | 36 | 43 |
| Cache County Sheriff | 0 | 3 | 1 | 12 | 90 | 270 | 28 | 0 | 404 | 266 |
| Cache-Rich Drug Task Force *** | 0 | 0 | 0 | 0 | 0 | 0 | 0 | 0 | 0 | 0 |
| Logan PD | 0 | 8 | 1 | 19 | 111 | 616 | 33 | 0 | 788 | 767 |
| North Park PD | 1 | 1 | 0 | 5 | 41 | 151 | 7 | 0 | 206 | 188 |
| Smithfield PD | 0 | 1 | 0 | 3 | 25 | 102 | 2 | 0 | 133 | 87 |
| USU PD | 0 | 2 | 0 | 0 | 14 | 100 | 1 | 0 | 117 | 100 |
| Carbon County Sheriff | 0 | 1 | 0 | 8 | 40 | 71 | 7 | 0 | 127 | 95 |
| CEU PD | 0 | 2 | 0 | 0 | 0 | 10 | 0 | 0 | 12 | 8 |
| * East Carbon PD | 0 | 0 | 0 | 2 | 0 | 1 | 0 | 0 | 3 | 40 |
| Helper PD | 0 | 0 | 0 | 4 | 8 | 11 | 4 | 0 | 27 | 31 |
| Price PD | 0 | 6 | 0 | 6 | 42 | 234 | 7 | 0 | 295 | 364 |
| * Wellington PD | 0 | 0 | 0 | 0 | 0 | 5 | 0 | 0 | 5 | 14 |
| Daggett County Sheriff | 0 | 0 | 0 | 0 | 1 | 27 | 0 | 0 | 28 | 30 |
| Davis County Sheriff | See IBR data | | | | | | | | | |
| Bountiful PD | 0 | 4 | 11 | 16 | 170 | 647 | 44 | 3 | 895 | 743 |
| Centerville PD | 0 | 3 | 0 | 5 | 45 | 251 | 11 | 4 | 319 | 309 |
| Clearfield PD | 0 | 5 | 3 | 20 | 85 | 429 | 25 | 3 | 570 | 746 |
| Clinton PD | 1 | 3 | 0 | 4 | 36 | 116 | 8 | 4 | 172 | 191 |
| Farmington PD | 0 | 0 | 0 | 1 | 29 | 164 | 8 | 2 | 204 | 287 |
| Kaysville PD | 0 | 5 | 0 | 8 | 26 | 325 | 27 | 3 | 394 | 388 |
| Layton PD | 1 | 21 | 20 | 94 | 230 | 1,297 | 95 | 5 | 1,763 | 1,895 |
| North Salt Lake PD | 0 | 1 | 1 | 6 | 49 | 251 | 14 | 1 | 323 | 298 |
| Sunset PD | 0 | 0 | 0 | 7 | 38 | 47 | 8 | 0 | 100 | 87 |
| Syracuse PD | 0 | 10 | 0 | 10 | 34 | 110 | 7 | 1 | 172 | 137 |
| West Bountiful PD | 0 | 0 | 1 | 10 | 13 | 128 | 4 | 0 | 156 | 132 |
| Woods Cross PD | 0 | 0 | 2 | 2 | 26 | 167 | 20 | 0 | 217 | 197 |
| Duchesne County Sheriff | 0 | 2 | 0 | 16 | 51 | 84 | 3 | 4 | 160 | 117 |
| * Roosevelt PD | 0 | 3 | 0 | 5 | 29 | 118 | 4 | 4 | 163 | 139 |
| Emery County Sheriff | 0 | 0 | 0 | 3 | 49 | 116 | 3 | 1 | 172 | 166 |
| * Garfield County Sheriff | 1 | Reports not Received | | | | | | | | |
| Grand County Sheriff | 0 | 2 | 4 | 5 | 15 | 54 | 5 | 0 | 85 | 106 |
| * Moab PD | 0 | 4 | 0 | 7 | 31 | 133 | 6 | 0 | 181 | 299 |
| Iron County Sheriff | 0 | 2 | 1 | 6 | 25 | 56 | 22 | 0 | 112 | 112 |
| Brian Head Marshal | 0 | 0 | 0 | 0 | 2 | 31 | 0 | 0 | 33 | 5 |
| Cedar City PD | 0 | 1 | 3 | 13 | 81 | 419 | 33 | 2 | 552 | 525 |
| * Enoch PD | Reports Not Received | | | | | | | | | |
| * Parowan PD | Reports Not Received | | | | | | | | | |
| SUU PD | 0 | 0 | 0 | 0 | 0 | 30 | 0 | 0 | 30 | 26 |
| * Juab County Sheriff | Reports Not Received | | | | | | | | | |
| Nephi PD | 0 | 0 | 0 | 1 | 23 | 59 | 9 | 0 | 92 | 95 |
| * Kane County Sheriff | Reports Not Received | | | | | | | | | |
| Big Water Marshals Office | 0 | 1 | 0 | 1 | 2 | 3 | 0 | 0 | 7 | |
| Kanab PD | 0 | 2 | 0 | 4 | 8 | 30 | 1 | 0 | 45 | 49 |
| Millard County Sheriff | 0 | 4 | 2 | 9 | 43 | 208 | 25 | 5 | 296 | 295 |
| * Morgan County Sheriff | See IBR data | | | | | | | | | |
| * Piute County Sheriff | Reports Not Received | | | | | | | | | |
| Rich County Sheriff *** | 0 | 0 | 1 | 3 | 12 | 27 | 2 | 0 | 45 | 48 |
| Salt Lake County Sheriff | 2 | 107 | 92 | 397 | 1,650 | 8,038 | 790 | 1 | 11,077 | 8,742 |
| * Alta Marshal | Reports Not Received | | | | | | | | | |
| Draper PD § | Reports Not Received / Agency created in July 2003 | | | | | | | | | |
| Granite School District PD | 0 | 0 | 1 | 109 | 29 | 83 | 3 | 11 | 236 | 182 |
| * Jordan School District PD ‡ | Reports not received and agency dissolved after 7/1/2003 | | | | | | | | | |
| * Midvale PD | 0 | 10 | 23 | 36 | 155 | 1,175 | 144 | 1 | 1,544 | 1,254 |
| Murray PD | 0 | 19 | 37 | 41 | 369 | 2,287 | 159 | 1 | 2,913 | 2,680 |
| Salt Lake City PD⌘ | 10 | 66 | 369 | 509 | 1,616 | 9,373 | 1,314 | 10 | 13,267 | 12,191 |
| * SLCC PD † | 0 | 0 | 0 | 0 | 3 | 45 | 2 | 0 | 50 | 61 |
| Sandy PD | 0 | 25 | 32 | 72 | 361 | 1,836 | 113 | 10 | 2,449 | 2,607 |

*This agency did not submit a full nine months of data

**The Bureau of Criminal Identification receives the arson statistics from the State Fire Marshal.

***The Cache-Rich Drug Task Force covers both Cache and Rich counties.

‡ The Jordan School District PD and Salt Lake Community College PD were dissolved on June 30, 2003. Coverage for schools in the Jordan School District is now provided by local city agencies. Coverage for the SLCC campus is now provided by the Highway Patrol.

§ The Draper PD began coverage on July 1, 2003. Previous to that Draper city was covered by the Salt Lake County Sheriff.

⌘ Information from Salt Lake City Police's 2002 data is missing Feb 2002 - this data has been corrected on the 2002 Crime in Utah Statistics - but not the quarterly reports for 2002.

SUMMARY BASED REPORTING

Crime Index Offenses By Contributing Agency -- January - September 2003

| Agency | Homicide | Rape | Robbery | Agg. Assault | Burglary | Larceny | Auto Theft | Arson ** | 2003 Totals | 2002 Totals |
|------------------------------------|----------------------|------------|------------|--------------|---------------|---------------|--------------|------------|---------------|------------------|
| * South Jordan PD | 0 | 2 | 2 | 12 | 154 | 421 | 24 | 4 | 619 | 617 |
| * South Salt Lake PD | 0 | 20 | 32 | 73 | 189 | 947 | 159 | 0 | 1,420 | 1,420 |
| University Of Utah PD | 0 | 0 | 0 | 4 | 19 | 334 | 24 | 0 | 381 | 468 |
| West Jordan PD | 0 | 12 | 28 | 77 | 313 | 1,947 | 152 | 3 | 2,532 | 2,565 |
| West Valley PD | 5 | 44 | 102 | 202 | 662 | 3,921 | 472 | 9 | 5,417 | 5,122 |
| * San Juan County Sheriff | 0 | 2 | 2 | 6 | 9 | 19 | 3 | 0 | 41 | 44 |
| Blanding PD | 0 | 0 | 0 | 2 | 7 | 20 | 6 | 0 | 35 | 31 |
| Monticello PD | 0 | 0 | 0 | 1 | 0 | 7 | 1 | 0 | 9 | 11 |
| Sanpete County Sheriff | 0 | 0 | 2 | 10 | 57 | 60 | 6 | 0 | 135 | 132 |
| Ephraim PD | 0 | 0 | 1 | 0 | 28 | 61 | 2 | 0 | 92 | 93 |
| Fairview PD | Reports Not Received | | | | | | | | | |
| * Fountain Green PD | Reports Not Received | | | | | | | | | |
| * Gunnison PD | 0 | 0 | 0 | 1 | 4 | 14 | 1 | 0 | 20 | 37 |
| * Moroni PD | Reports Not Received | | | | | | | | | |
| * Mt. Pleasant PD | 0 | 3 | 0 | 18 | 38 | 91 | 9 | 2 | 161 | 0 |
| Sevier County Sheriff | 0 | 2 | 0 | 4 | 30 | 98 | 8 | 0 | 142 | 136 |
| Richfield PD | 0 | 3 | 0 | 7 | 26 | 240 | 8 | 0 | 284 | 270 |
| Salina PD | 0 | 2 | 0 | 2 | 13 | 140 | 6 | 2 | 165 | 151 |
| Summit County Sheriff | 0 | 8 | 2 | 3 | 72 | 405 | 18 | 0 | 508 | 159 |
| * Kamas PD | Reports Not Received | | | | | | | | | |
| Park City PD | 1 | 3 | 2 | 8 | 68 | 360 | 13 | 0 | 455 | 470 |
| Tooele County Sheriff | 0 | 1 | 1 | 7 | 36 | 130 | 2 | 0 | 177 | 167 |
| Grantsville PD | 0 | 1 | 0 | 10 | 19 | 95 | 11 | 0 | 136 | 122 |
| Stockton Police Dept | 0 | 0 | 0 | 0 | 0 | 1 | 0 | 0 | 1 | 5 |
| Tooele PD | 0 | 9 | 6 | 44 | 126 | 361 | 36 | 2 | 584 | 566 |
| * Wendover PD | 0 | 0 | 0 | 0 | 5 | 14 | 6 | 0 | 25 | 21 |
| Uintah County Sheriff | 0 | 7 | 0 | 20 | 44 | 114 | 3 | 0 | 188 | 169 |
| Naples PD | 0 | 0 | 0 | 3 | 17 | 21 | 6 | 0 | 47 | 37 |
| Vernal PD | 0 | 1 | 0 | 5 | 21 | 259 | 12 | 0 | 298 | 342 |
| Utah County Sheriff | 1 | 6 | 2 | 29 | 176 | 214 | 29 | 1 | 458 | 258 |
| Alpine/Highland PD | 0 | 2 | 0 | 5 | 59 | 132 | 10 | 0 | 208 | 201 |
| * American Fork PD | 0 | 1 | 1 | 10 | 70 | 360 | 24 | 0 | 466 | 765 |
| BYU PD | 0 | 0 | 0 | 1 | 5 | 270 | 4 | 0 | 280 | 262 |
| Lehi PD | 0 | 3 | 1 | 8 | 147 | 264 | 32 | 2 | 457 | 320 |
| * Mapleton PD | 0 | 0 | 0 | 1 | 10 | 13 | 1 | 0 | 25 | 100 |
| Orem PD | 3 | 11 | 17 | 26 | 293 | 2,064 | 139 | 2 | 2,555 | 2,767 |
| Payson PD | 0 | 5 | 4 | 6 | 91 | 227 | 19 | 0 | 352 | 309 |
| * Pleasant Grove PD/Lindon PD | 0 | 2 | 1 | 5 | 35 | 374 | 27 | 2 | 446 | 717 |
| * Provo PD | 0 | 8 | 7 | 28 | 190 | 1,124 | 77 | 9 | 1,443 | 2,475 |
| * Salem/Woodland Hills PD | 0 | 0 | 0 | 1 | 3 | 20 | 1 | 0 | 25 | 131 |
| Santaquin/Genola PD | 0 | 1 | 0 | 3 | 30 | 62 | 5 | 0 | 101 | 96 |
| Spanish Fork PD | 0 | 2 | 0 | 1 | 130 | 494 | 14 | 1 | 642 | 720 |
| Springville PD | 0 | 10 | 3 | 9 | 136 | 548 | 42 | 4 | 752 | 669 |
| * Utah CO Major Crimes Task Force | 0 | 0 | 0 | 3 | 1 | 1 | 0 | 2 | 7 | 9 |
| * UVSC PD | 0 | 0 | 0 | 0 | 0 | 47 | 0 | 0 | 47 | 73 |
| * Wasatch County Sheriff | 0 | 2 | 0 | 2 | 38 | 80 | 3 | 0 | 125 | 119 |
| Heber City PD | 0 | 1 | 0 | 0 | 8 | 25 | 2 | 0 | 36 | 19 |
| * Washington County Sheriff | 0 | 4 | 0 | 43 | 73 | 240 | 28 | 0 | 388 | 357 |
| * Dixie College PD | Reports Not Received | | | | | | | | | |
| Hildale PD | 0 | 0 | 0 | 3 | 2 | 1 | 0 | 0 | 6 | 6 |
| Hurricane PD | 0 | 0 | 0 | 4 | 34 | 171 | 8 | 0 | 217 | 166 |
| * Leeds PD | 0 | 0 | 0 | 0 | 0 | 0 | 0 | 0 | 0 | 0 |
| St. George PD | 0 | 9 | 0 | 57 | 144 | 763 | 60 | 0 | 1,033 | 1,254 |
| * Wayne County Sheriff | 0 | 0 | 0 | 1 | 2 | 17 | 0 | 0 | 20 | 39 |
| * Weber County Sheriff | 1 | 3 | 1 | 13 | 58 | 256 | 16 | 0 | 348 | 538 |
| Harrisville PD | 0 | 0 | 0 | 5 | 19 | 130 | 4 | 0 | 158 | 51 |
| North Ogden PD | 0 | 4 | 0 | 2 | 30 | 170 | 5 | 0 | 211 | 227 |
| Ogden PD | 2 | 41 | 74 | 200 | 795 | 2,603 | 299 | 12 | 4,026 | 3,955 |
| Pleasant View PD | 0 | 5 | 0 | 46 | 233 | 424 | 56 | 0 | 764 | 156 |
| Riverdale PD | 0 | 1 | 9 | 8 | 40 | 292 | 20 | 0 | 370 | 335 |
| Roy PD | 0 | 12 | 6 | 29 | 92 | 584 | 34 | 0 | 757 | 709 |
| South Ogden PD | 0 | 5 | 2 | 4 | 74 | 281 | 11 | 0 | 377 | 526 |
| WSU | 0 | 0 | 0 | 3 | 25 | 79 | 0 | 0 | 107 | 92 |
| Grand Total | 29 | 595 | 915 | 2,597 | 10,859 | 52,874 | 5,003 | 133 | 73,005 | 69,790*** |

*This agency did not submit a full nine months of data

**The Bureau of Criminal Identification receives the arson statistics from the State Fire Marshal.

***2002's Total includes the 2002 data from the Washington Terrace PD, which disbanded in October of 2002. Law enforcement for the city of Washington Terrace is now provided by the Weber County Sheriff.

SUMMARY BASED REPORTING

Arrest Data by Agency - January to September 2003

| Agency | Adult Arrests | Juvenile Arrests | Agency | Adult Arrests | Juvenile Arrests |
|---------------------------------|---------------|------------------|-----------------------------------|---------------|------------------|
| Beaver County Sheriff | 231 | 52 | South Jordan PD* | 620 | 233 |
| Minersville PD* | NDS | | South Salt Lake PD* | 925 | 162 |
| Box Elder County Sheriff | 157 | 85 | University Of Utah PD | 110 | 17 |
| Brigham City PD | 208 | 187 | West Jordan PD | 1,454 | 834 |
| Garland PD* | NDS | | West Valley PD | 3,663 | 1,612 |
| Mantua PD* | NDS | | San Juan County Sheriff* | 97 | 23 |
| Perry PD* | 45 | 6 | Blanding PD | 107 | 60 |
| Tremonton PD | 75 | 45 | Monticello PD | 39 | 14 |
| Willard PD | 126 | 9 | Sanpete County Sheriff | 70 | 59 |
| Cache County Sheriff | 622 | 370 | Ephraim PD | 93 | 29 |
| Cache-Rich Drug Task Force | 1 | 2 | Fairview PD* | NDS | |
| Logan PD | 1,196 | 751 | Fountain Green PD* | NDS | |
| North Park PD | 193 | 72 | Gunnison PD* | 70 | 20 |
| Smithfield PD | 30 | 4 | Moroni PD* | NDS | |
| Utah State Univ - Logan | 68 | 2 | Mt. Pleasant PD* | 39 | 21 |
| Carbon County Sheriff | 211 | 29 | Sevier County Sheriff | 266 | 82 |
| CEU PD | NDS | | Richfield PD | 229 | 132 |
| East Carbon PD* | 8 | 3 | Salina PD | 98 | 58 |
| Helper PD | 100 | 8 | Summit County Sheriff | 454 | 92 |
| Price PD | 393 | 130 | Kamas PD* | NDS | |
| Wellington PD* | 2 | 1 | Park City PD | 289 | 70 |
| Daggett County Sheriff | 87 | 4 | Tooele County Sheriff | 170 | 38 |
| Davis County Sheriff ** | NDS | | Grantsville PD | 139 | 95 |
| Bountiful PD | 356 | 332 | Stockton Police Dept | 1 | 0 |
| Centerville PD | 367 | 81 | Tooele PD | 937 | 385 |
| Clearfield PD | 635 | 220 | Wendover PD* | 30 | 1 |
| Clinton PD | 163 | 104 | Uintah County Sheriff | 794 | 204 |
| Davis County Task Force | 10 | 0 | Naples PD | 158 | 24 |
| Farmington PD | 178 | 124 | Vernal PD | 469 | 191 |
| Kaysville PD | 229 | 208 | Utah County Sheriff | 1,332 | 279 |
| Layton PD | 1,053 | 512 | Alpine/Highland PD | 59 | 48 |
| North Salt Lake PD | 308 | 56 | American Fork PD* | 519 | 235 |
| Sunset PD | 409 | 146 | BYU PD | 95 | 6 |
| Syracuse PD | 223 | 124 | Lehi PD | 1,345 | 193 |
| West Bountiful PD | 218 | 130 | Mapleton PD* | 61 | 9 |
| Woods Cross PD | 473 | 134 | Orem PD | 1,155 | 691 |
| Duchesne County Sheriff | 381 | 75 | Payson PD | 250 | 100 |
| Roosevelt PD* | 553 | 226 | Pleasant Grove/Lindon PD* | 327 | 188 |
| Emery County Sheriff | 219 | 26 | Provo PD* | 1,657 | 413 |
| Garfield County Sheriff* | NDS | | Salem/Woodland Hills PD* | 30 | 3 |
| Grand County Sheriff | 103 | 1 | Santaquin/Geonola PD | 118 | 53 |
| Moab PD* | 322 | 57 | Spanish Fork PD | 609 | 280 |
| Iron County Sheriff | 202 | 57 | Springville PD | 648 | 212 |
| Brian Head Marshal | 13 | 1 | Utah County Major Crimes Task* | 198 | 3 |
| Cedar City PD | 703 | 264 | UVSC PD* | 31 | 11 |
| Enoch PD* | NDS | | Wasatch County Sheriff* | 176 | 2 |
| Parowan PD* | NDS | | Heber City PD* | 76 | 14 |
| SUU PD | 9 | 5 | Washington County Sheriff* | 573 | 1 |
| Juab County Sheriff* | NDS | | Dixie College PD* | NDS | |
| Nephi PD | 143 | 71 | Hildale PD | 10 | 8 |
| Kane County Sheriff* | NDS | | Hurricane PD | 73 | 8 |
| Big Water Marshals Office | 1 | 0 | Leeds PD* | 2 | 0 |
| Kanab PD | 133 | 63 | St. George PD | 2,634 | 935 |
| Millard County Sheriff | 246 | 84 | Wayne County Sheriff* | 16 | 7 |
| Morgan County Sheriff* | NDS | | Weber County Sheriff* | 369 | 71 |
| Piute County Sheriff* | NDS | | Harrisville PD | 138 | 4 |
| Rich County Sheriff | 41 | 13 | North Ogden PD | 259 | 69 |
| Salt Lake County Sheriff | 6,368 | 181 | Ogden PD | 5,046 | 1,208 |
| Alta Marshal * | NDS | | Pleasant View PD | 970 | 350 |
| Draper PD* | NDS | | Riverdale PD | 328 | 53 |
| Granite School District PD | 83 | 1,237 | Roy PD | 501 | 38 |
| Jordan School District PD* | NDS | | South Ogden PD | 386 | 56 |
| Midvale PD* | 731 | 312 | WSU PD | 148 | 18 |
| Murray PD | 1,439 | 310 | UT Bureau Of Crim Ident | 14 | 0 |
| Salt Lake City PD | 14,497 | 1,632 | Wildlife Resource - Led | 268 | 30 |
| Sandy PD | 1,759 | 1,301 | STATE TOTAL | 68,063 | 19,899 |

NDS - No Data Submitted

*This agency submitted less than nine months of data

**These agencies are in NIBRS "Testing Status." They submitted NIBRS test data, but no summary based data, so arrest totals cannot be shown for them.

SUMMARY BASED REPORTING

Arrest Data by Offense January to September 2003

| Juvenile Arrests | | | Adult Arrests | | |
|-------------------------------------|---------------|---------------|-------------------------------------|---------------|---------------|
| Crime Category | Total Arrests | | Crime Category | Total Arrests | |
| | 2002 | 2003 | | 2002 | 2003 |
| Murder & Nonnegligent Manslaughter | 5 | 2 | Murder & Nonnegligent Manslaughter | 23 | 38 |
| Manslaughter by Negligence | 1 | 1 | Manslaughter by Negligence | 4 | 5 |
| Forcible Rape | 43 | 54 | Forcible Rape | 87 | 106 |
| Robbery | 41 | 13 | Robbery | 169 | 232 |
| Aggravated Assault | 327 | 317 | Aggravated Assault | 669 | 683 |
| Burglary | 414 | 327 | Burglary | 757 | 832 |
| Larceny/Theft | 4,578 | 4,056 | Larceny/Theft | 6,845 | 6,274 |
| Motor Vehicle Theft | 253 | 230 | Motor Vehicle Theft | 368 | 304 |
| Simple Assault | 1,531 | 1,435 | Simple Assault | 5,885 | 5,694 |
| Arson | 87 | 92 | Arson | 41 | 41 |
| Part 1 Crime Arrests | 7,280 | 6,527 | Part 1 Crime Arrests | 14,848 | 14,209 |
| Forgery and Counterfeiting | 69 | 45 | Forgery and Counterfeiting | 834 | 830 |
| Fraud | 57 | 50 | Fraud | 610 | 592 |
| Embezzlement | 5 | 1 | Embezzlement | 5 | 5 |
| Stolen Property Offenses | 143 | 125 | Stolen Property Offenses | 484 | 461 |
| Vandalism | 1,099 | 1,270 | Vandalism | 1,351 | 1,439 |
| Weapons Offenses | 213 | 336 | Weapons Offenses | 567 | 657 |
| Prostitution | 0 | 2 | Prostitution | 164 | 170 |
| Sex Offenses | 130 | 159 | Sex Offenses | 193 | 188 |
| Sale/Opium | 1 | 1 | Sale/Opium | 120 | 140 |
| Sale/Marijuana | 65 | 35 | Sale/Marijuana | 226 | 182 |
| Sale/Synthetic Narcotics | 12 | 3 | Sale/Synthetic Narcotics | 39 | 64 |
| Sale/Other | 26 | 18 | Sale/Other | 148 | 165 |
| Possess/Opium | 30 | 14 | Possess/Opium | 405 | 497 |
| Possess/Marijuana | 863 | 695 | Possess/Marijuana | 2,416 | 2,364 |
| Possess/Synthetic Narcotics | 27 | 15 | Possess/Synthetic Narcotics | 179 | 239 |
| Possess/Other | 269 | 208 | Possess/Other | 1,613 | 1,684 |
| Bookmaking (Horse and Sport) | 0 | 0 | Bookmaking (Horse and Sport) | 6 | 0 |
| Numbers and Lottery | 0 | 0 | Numbers and Lottery | 0 | 0 |
| All Other Gambling | 0 | 0 | All Other Gambling | 0 | 0 |
| Offense Against Family and Children | 25 | 23 | Offense Against Family and Children | 985 | 962 |
| D.U.I. | 148 | 126 | D.U.I. | 5,511 | 5,350 |
| Liquor Laws | 2,110 | 1,797 | Liquor Laws | 7,173 | 7,223 |
| Drunkenness | 74 | 162 | Drunkenness | 3,675 | 3,736 |
| Disorderly Conduct | 1,515 | 1,760 | Disorderly Conduct | 2,923 | 2,896 |
| Vagrancy | 123 | 163 | Vagrancy | 12 | 12 |
| All Other Offenses | 4,398 | 4,415 | All Other Offenses | 21,911 | 23,998 |
| Curfew and Loitering | 1,228 | 1,315 | | | |
| Run-Aways | 638 | 634 | | | |
| Part 2 Crime Arrests | 13,268 | 13,372 | Part 2 Crime Arrests | 51,550 | 53,854 |
| Grand Totals | 20,548 | 19,899 | Grand Totals | 66,398 | 68,063 |

Juvenile: an individual 17 years of age or younger
 Adult: an individual 18 years of age or older

INCIDENT BASED REPORTING

Introduction – What is Incident Based Reporting?

The National Incident Based Reporting System (NIBRS) is an updated method of collecting crime data within the UCR program. It was designed to provide more comprehensive data for the management of crime in our society. In an incident based reporting (IBR) system, computer technology is used to collect more detailed information about the crimes that occur. The availability of detailed information about criminal activity, stored in a computer database, makes the analysis of criminal activity a viable tool for law enforcement administrators and other public officials.

The Utah Incident Based Reporting System was implemented in 1991; 58 agencies submitted IBR data for this report. The data accepted by the Utah repository is also forwarded to the NIBRS repository where the FBI uses it to depict criminal activity nationwide.

The data from the IBR system is not directly comparable to the data from the summary based reports. Information about each incident and arrest is collected for 22 offense categories comprised of 46 Group A offenses. All offenses that occur in a criminal episode are reported, not just the most serious. Only arrest data is collected for 11 Group B crimes.

Converting to IBR takes a lot of planning, work, and patience. It also requires enough foresight to see the value of accurate, detailed crime data in understanding and managing this serious problem. BCI appreciates the following agencies, which have made the commitment to participate in the NIBRS program:

| Agency | Months Submitted |
|----------------------------|------------------|
| Alpine/Highland PD | 9 |
| BYU PD | 9 |
| Cache-Rich Drug Task Force | 9 |
| Carbon County Sheriff | 9 |
| Centerville PD | 9 |
| Clearfield PD | 9 |
| Clinton PD | 9 |
| Davis County Sheriff * | 9 |
| Duchesne County Sheriff | 9 |
| East Carbon PD | 2 |
| Farmington PD | 9 |
| Grantsville PD | 9 |
| Harrisville PD | 9 |
| Heber City PD | 4 |
| Helper PD | 9 |
| Kaysville PD | 9 |
| Layton PD | 9 |
| Logan PD | 9 |
| Midvale PD | 8 |
| Morgan County Sheriff * | 9 |
| Murray PD | 9 |
| Naples PD | 9 |
| North Ogden PD * | 9 |
| North Salt Lake PD | 9 |
| Ogden PD * | 9 |
| Payson PD | 8 |
| Pleasant Grove/Lindon PD | 9 |
| Price PD | 9 |
| Provo PD | 6 |

| Agency | Months Submitted |
|---------------------------------------|------------------|
| Riverdale PD | 9 |
| Roosevelt PD | 8 |
| Roy PD | 9 |
| Salt Lake City PD | 9 |
| SLCC PD | 4 |
| Salt Lake County Sheriff | 9 |
| Sandy PD | 9 |
| South Jordan PD | 8 |
| South Ogden PD | 9 |
| South Salt Lake PD | 7 |
| Southern Utah University PD | 9 |
| Spanish Fork PD | 9 |
| St. George PD | 9 |
| Sunset PD | 9 |
| Syracuse PD | 9 |
| Tooele County Sheriff | 9 |
| Tooele PD | 9 |
| Tremonton PD | 9 |
| Uintah County Sheriff | 9 |
| University Of Utah PD | 9 |
| Utah County Major Crimes Strike Force | 8 |
| Vernal PD | 9 |
| Wasatch County Sheriff | 8 |
| Washington County Sheriff | 7 |
| Weber County Sheriff | 7 |
| Wellington PD | 2 |
| West Jordan PD | 9 |
| West Valley PD | 9 |
| Woods Cross PD | 9 |

*These agencies are in the process of becoming IBR certified, which requires an error rate of 4% or less over a four-month period.
Crime in Utah Quarterly Report – January to September 2003

INCIDENT BASED REPORTING

January - September 2003 - Crimes Against Persons, Crimes Against Society

Since 58 of the 109 reporting agencies are currently participating in the IBR program, IBR statistics should not be considered an accurate depiction of criminal activity statewide.

| Agency | Assault Offenses All | Homicide | Kidnaping | Sex Offenses - (Forcible) | Sex Offenses - (Nonforcible) | Drugs | Gambling Offenses | Pornography | Prostitution | Weapon Offenses |
|---------------------------------------|----------------------|-----------|------------|---------------------------|------------------------------|---------------|-------------------|-------------|--------------|-----------------|
| ALPINE/HIGHLAND PD | 16 | 0 | 1 | 8 | 1 | 28 | 0 | 0 | 0 | 6 |
| BYU PD | 14 | 0 | 1 | 1 | 0 | 7 | 0 | 2 | 0 | 3 |
| CACHE-RICH DRUG TASK FORCE | 0 | 0 | 0 | 0 | 0 | 4 | 0 | 0 | 0 | 0 |
| CARBON COUNTY SHERIFF | 58 | 0 | 3 | 6 | 0 | 42 | 0 | 0 | 0 | 2 |
| CENTERVILLE PD | 52 | 0 | 2 | 5 | 0 | 94 | 0 | 1 | 0 | 12 |
| CLEARFIELD PD | 202 | 0 | 0 | 44 | 1 | 172 | 0 | 0 | 1 | 18 |
| CLINTON PD | 36 | 1 | 1 | 12 | 0 | 23 | 0 | 1 | 0 | 13 |
| DAVIS COUNTY SHERIFF | 70 | 0 | 3 | 12 | 0 | 239 | 0 | 1 | 0 | 10 |
| DUCHESNE COUNTY SHERIFF | 70 | 0 | 2 | 9 | 0 | 106 | 0 | 1 | 0 | 11 |
| EAST CARBON PD * | 4 | 0 | 0 | 0 | 0 | 3 | 0 | 0 | 0 | 0 |
| FARMINGTON PD | 43 | 0 | 1 | 11 | 0 | 75 | 0 | 0 | 0 | 8 |
| GRANTSVILLE PD | 40 | 0 | 0 | 7 | 1 | 43 | 0 | 0 | 0 | 4 |
| HARRISVILLE PD | 3 | 0 | 0 | 0 | 0 | 7 | 0 | 0 | 0 | 2 |
| HEBER CITY PD * | 1 | 0 | 0 | 0 | 0 | 0 | 0 | 0 | 0 | 0 |
| HELPER PD | 17 | 0 | 0 | 2 | 0 | 38 | 0 | 0 | 0 | 0 |
| KAYSVILLE PD | 70 | 0 | 1 | 12 | 0 | 52 | 0 | 0 | 0 | 11 |
| LAYTON PD | 531 | 1 | 15 | 81 | 4 | 197 | 0 | 3 | 0 | 30 |
| LOGAN PD | 150 | 0 | 1 | 20 | 0 | 185 | 0 | 0 | 0 | 24 |
| MIDVALE PD * | 448 | 0 | 6 | 29 | 3 | 260 | 2 | 0 | 3 | 26 |
| MORGAN COUNTY SHERIFF | 27 | 0 | 7 | 4 | 0 | 44 | 0 | 0 | 0 | 2 |
| MURRAY PD | 616 | 0 | 0 | 66 | 0 | 210 | 0 | 0 | 0 | 29 |
| NAPLES PD | 10 | 0 | 0 | 5 | 0 | 52 | 0 | 0 | 0 | 3 |
| NORTH OGDEN PD | 28 | 0 | 0 | 13 | 0 | 13 | 0 | 0 | 0 | 6 |
| NORTH SALT LAKE PD | 54 | 0 | 1 | 8 | 0 | 53 | 0 | 0 | 1 | 2 |
| OGDEN PD | 652 | 2 | 13 | 70 | 8 | 487 | 0 | 0 | 11 | 63 |
| PAYSON PD | 6 | 0 | 0 | 0 | 0 | 9 | 0 | 0 | 0 | 0 |
| PLEASANT GROVE PD * | 90 | 0 | 0 | 11 | 3 | 97 | 0 | 2 | 0 | 14 |
| PRICE PD | 106 | 0 | 7 | 12 | 0 | 163 | 0 | 0 | 0 | 11 |
| PROVO PD * | 385 | 0 | 27 | 38 | 5 | 459 | 0 | 21 | 1 | 51 |
| RIVERDALE PD | 71 | 0 | 0 | 17 | 0 | 57 | 0 | 0 | 0 | 3 |
| ROOSEVELT PD * | 80 | 0 | 2 | 6 | 5 | 79 | 0 | 0 | 0 | 5 |
| ROY PD | 310 | 0 | 13 | 35 | 0 | 88 | 0 | 0 | 0 | 22 |
| SALT LAKE CITY PD | 3,299 | 10 | 44 | 248 | 2 | 2,036 | 0 | 8 | 197 | 230 |
| SALT LAKE COMMUN COLLEGE | 3 | 0 | 0 | 1 | 0 | 3 | 0 | 0 | 0 | 0 |
| SALT LAKE COUNTY SHERIFF | 2,171 | 2 | 38 | 341 | 18 | 1,091 | 0 | 7 | 13 | 159 |
| SANDY PD | 673 | 0 | 12 | 92 | 2 | 555 | 0 | 1 | 9 | 69 |
| SOUTH JORDAN PD * | 233 | 0 | 1 | 26 | 0 | 147 | 0 | 0 | 0 | 10 |
| SOUTH OGDEN PD | 65 | 0 | 4 | 14 | 0 | 84 | 0 | 0 | 0 | 7 |
| SOUTH SALT LAKE PD * | 428 | 0 | 2 | 33 | 1 | 215 | 0 | 0 | 2 | 20 |
| SOUTHERN UTAH UNIVERSITY PD | 3 | 0 | 0 | 0 | 0 | 1 | 0 | 0 | 0 | 0 |
| SPANISH FORK PD | 71 | 0 | 1 | 5 | 4 | 48 | 0 | 1 | 0 | 8 |
| ST. GEORGE PD | 259 | 0 | 5 | 19 | 24 | 440 | 0 | 1 | 0 | 51 |
| SUNSET PD | 61 | 0 | 0 | 1 | 1 | 87 | 0 | 0 | 0 | 5 |
| SYRACUSE PD | 79 | 0 | 2 | 26 | 0 | 47 | 0 | 0 | 0 | 2 |
| TOOELE COUNTY SHERIFF | 39 | 0 | 1 | 5 | 1 | 17 | 0 | 0 | 0 | 0 |
| TOOELE PD | 298 | 0 | 18 | 43 | 3 | 121 | 0 | 0 | 0 | 39 |
| TREMONTON PD | 1 | 0 | 0 | 0 | 0 | 1 | 0 | 0 | 0 | 0 |
| UINTAH COUNTY SHERIFF | 92 | 0 | 3 | 26 | 1 | 232 | 0 | 0 | 0 | 46 |
| UNIVERSITY OF UTAH PD * | 9 | 0 | 0 | 0 | 0 | 13 | 0 | 0 | 0 | 0 |
| UTAH COUNTY MAJOR CRIMES TASK FORCE * | 6 | 0 | 0 | 0 | 0 | 297 | 0 | 2 | 0 | 8 |
| VERNAL PD | 73 | 0 | 12 | 12 | 0 | 71 | 0 | 0 | 0 | 11 |
| WASATCH COUNTY SHERIFF * | 29 | 0 | 0 | 13 | 1 | 43 | 0 | 0 | 0 | 0 |
| WASHINGTON COUNTY SHERIFF * | 131 | 0 | 1 | 16 | 0 | 166 | 0 | 0 | 0 | 20 |
| WEBER COUNTY SHERIFF * | 104 | 1 | 2 | 16 | 2 | 104 | 0 | 2 | 0 | 12 |
| WELLINGTON PD * | 1 | 0 | 0 | 0 | 0 | 4 | 0 | 0 | 0 | 0 |
| WEST JORDAN PD | 638 | 0 | 6 | 119 | 4 | 496 | 0 | 3 | 0 | 77 |
| WEST VALLEY PD | 1,970 | 5 | 14 | 139 | 8 | 1,103 | 1 | 3 | 2 | 205 |
| WOODS CROSS PD | 54 | 0 | 1 | 7 | 1 | 126 | 0 | 1 | 0 | 5 |
| TOTAL - IBR AGENCIES | 15,050 | 22 | 274 | 1,746 | 104 | 10,934 | 3 | 61 | 240 | 1,375 |

*Less than nine months of data submitted

IBR OFFENSES CONTINUED ON NEXT PAGE

INCIDENT BASED REPORTING

January - September 2003 - Crimes Against Property

Since 58 of the 109 reporting agencies are currently participating in the IBR program, IBR statistics should not be considered an accurate depiction of criminal activity statewide.

| Agency | Arson | Bribery | Burglary | Counter-felting | Destruction of Property | Embezzlement | Extortion | Fraud | Larceny/Theft | Motor Vehicle Theft | Stolen Property | Total |
|---------------------------------------|------------|----------|--------------|-----------------|-------------------------|--------------|-----------|--------------|---------------|---------------------|-----------------|---------------|
| ALPINE/HIGHLAND PD | 0 | 0 | 59 | 4 | 113 | 0 | 0 | 4 | 157 | 13 | 2 | 352 |
| BYU PD | 0 | 0 | 5 | 4 | 24 | 0 | 0 | 5 | 270 | 4 | 1 | 313 |
| CACHE-RICH DRUG TASK FORCE | 0 | 0 | 0 | 0 | 0 | 0 | 0 | 0 | 0 | 0 | 0 | 0 |
| CARBON COUNTY SHERIFF | 0 | 0 | 42 | 1 | 79 | 0 | 0 | 2 | 87 | 8 | 6 | 225 |
| CENTERVILLE PD | 13 | 0 | 45 | 31 | 163 | 0 | 0 | 25 | 254 | 14 | 9 | 554 |
| CLEARFIELD PD | 3 | 0 | 89 | 28 | 273 | 0 | 0 | 23 | 446 | 29 | 6 | 897 |
| CLINTON PD | 2 | 0 | 36 | 8 | 153 | 0 | 2 | 12 | 117 | 8 | 0 | 338 |
| DAVIS COUNTY SHERIFF | 2 | 0 | 34 | 5 | 30 | 1 | 1 | 13 | 84 | 14 | 0 | 184 |
| DUCHESNE COUNTY SHERIFF | 4 | 0 | 55 | 3 | 76 | 0 | 0 | 5 | 125 | 5 | 1 | 274 |
| EAST CARBON PD * | 0 | 0 | 0 | 0 | 0 | 0 | 0 | 0 | 1 | 0 | 0 | 1 |
| FARMINGTON PD | 5 | 0 | 29 | 23 | 87 | 2 | 1 | 33 | 192 | 11 | 4 | 387 |
| GRANTSVILLE PD | 0 | 0 | 19 | 5 | 59 | 1 | | 6 | 97 | 12 | 3 | 202 |
| HARRISVILLE PD | 0 | 0 | 5 | | 5 | 0 | 0 | 3 | 31 | 0 | 1 | 45 |
| HEBER CITY PD * | 0 | 0 | 0 | 0 | 0 | 0 | 0 | 0 | 2 | 0 | 0 | 2 |
| HELPER PD | 0 | 0 | 9 | 2 | 14 | 0 | 0 | 2 | 11 | 4 | 0 | 42 |
| KAYSVILLE PD | 3 | 0 | 27 | 23 | 217 | 0 | 0 | 42 | 342 | 24 | 1 | 679 |
| LAYTON PD | 13 | 0 | 237 | 146 | 674 | 0 | 1 | 172 | 1,376 | 112 | 13 | 2,744 |
| LOGAN PD | 2 | 0 | 119 | 57 | 258 | 0 | 0 | 61 | 698 | 40 | 9 | 1,244 |
| MIDVALE PD * | 2 | 0 | 162 | 81 | 685 | 1 | 0 | 74 | 1,216 | 152 | 27 | 2,400 |
| MORGAN COUNTY SHERIFF | 0 | 0 | 15 | | 56 | 0 | 0 | 4 | 39 | 7 | 1 | 122 |
| MURRAY PD | 5 | 0 | 376 | 211 | 1,252 | 5 | 0 | 86 | 2,332 | 214 | 9 | 4,490 |
| NAPLES PD | 0 | 0 | 17 | | 21 | 0 | 0 | 2 | 29 | 8 | 1 | 78 |
| NORTH OGDEN PD | 0 | 0 | 14 | 8 | 109 | 0 | 0 | 3 | 71 | 6 | 2 | 213 |
| NORTH SALT LAKE PD | 3 | 0 | 50 | 7 | 64 | 0 | 0 | | 263 | 16 | 5 | 408 |
| OGDEN PD | 6 | 0 | 369 | 126 | 929 | 0 | 1 | 30 | 1,151 | 133 | 27 | 2,772 |
| PAYSON PD | 0 | 0 | 4 | 6 | 15 | 0 | 0 | 3 | 38 | 1 | 2 | 69 |
| PLEASANT GROVE PD * | 1 | 0 | 36 | 23 | 139 | 0 | 0 | 20 | 383 | 26 | 13 | 641 |
| PRICE PD | 0 | 0 | 43 | 10 | 117 | 0 | 0 | 4 | 270 | 13 | 10 | 467 |
| PROVO PD * | 10 | 0 | 200 | 67 | 398 | 0 | 0 | 53 | 1,490 | 91 | 43 | 2,352 |
| RIVERDALE PD | 0 | 0 | 41 | 32 | 82 | 0 | 0 | 28 | 297 | 18 | 2 | 500 |
| ROOSEVELT PD * | 2 | 0 | 29 | 3 | 80 | 0 | 0 | 5 | 136 | 7 | 2 | 264 |
| ROY PD | 3 | 0 | 93 | 46 | 386 | 0 | 0 | 31 | 612 | 37 | 2 | 1,210 |
| SALT LAKE CITY PD | 55 | 0 | 1,657 | 738 | 3,253 | 15 | 7 | 546 | 9,536 | 1,364 | 238 | 17,409 |
| SALT LAKE COMMUN COLLEGE | 0 | 0 | 3 | 1 | 19 | 0 | 0 | 0 | 45 | 2 | 0 | 70 |
| SALT LAKE COUNTY SHERIFF | 31 | 1 | 1,672 | 796 | 4,293 | 11 | 10 | 901 | 8,164 | 832 | 135 | 16,846 |
| SANDY PD | 7 | 0 | 372 | 174 | 702 | 2 | 1 | 170 | 1,873 | 156 | 56 | 3,513 |
| SOUTH JORDAN PD * | 5 | 0 | 155 | 16 | 346 | 0 | 0 | 45 | 500 | 40 | 6 | 1,113 |
| SOUTH OGDEN PD | 1 | 0 | 74 | 46 | 161 | 1 | 0 | 13 | 294 | 12 | 2 | 604 |
| SOUTH SALT LAKE PD * | 4 | 0 | 195 | 116 | 581 | 0 | 0 | 68 | 976 | 183 | 35 | 2,158 |
| SOUTHERN UTAH UNIVERSITY PD | 1 | 0 | 0 | 0 | 14 | 0 | 0 | | 30 | | 1 | 46 |
| SPANISH FORK PD | 2 | 0 | 131 | 105 | 342 | 0 | 0 | 50 | 699 | 17 | 14 | 1,360 |
| ST. GEORGE PD | 1 | 0 | 145 | 47 | 403 | 14 | 0 | 74 | 901 | 64 | 0 | 1,649 |
| SUNSET PD | 1 | 0 | 38 | 4 | 83 | 0 | 0 | 14 | 55 | 8 | 0 | 203 |
| SYRACUSE PD | 4 | 0 | 34 | 13 | 98 | 0 | 0 | 13 | 111 | 8 | 1 | 282 |
| TOOELE COUNTY SHERIFF | 3 | 0 | 36 | 1 | 48 | 0 | 0 | | 139 | 2 | 0 | 229 |
| TOOELE PD | 5 | 0 | 130 | 38 | 388 | 0 | 1 | 55 | 382 | 43 | 16 | 1,058 |
| TREMONTON PD | 0 | 0 | 5 | | 12 | 0 | 0 | | 8 | 0 | 0 | 25 |
| UINTAH COUNTY SHERIFF | 4 | 0 | 47 | 8 | 116 | 0 | 0 | 14 | 173 | 4 | 7 | 373 |
| UNIVERSITY OF UTAH PD * | 0 | 0 | 9 | 1 | 35 | 0 | 0 | 8 | 101 | 7 | 3 | 164 |
| UTAH COUNTY MAJOR CRIMES TASK FORCE * | 1 | 0 | 1 | 3 | 14 | 0 | 0 | 1 | 1 | 0 | 6 | 27 |
| VERNAL PD | 0 | 0 | 23 | 23 | 152 | 0 | 1 | 3 | 264 | 15 | 3 | 484 |
| WASATCH COUNTY SHERIFF * | 0 | 0 | 39 | 3 | 63 | 0 | 0 | 1 | 82 | 3 | 0 | 191 |
| WASHINGTON COUNTY SHERIFF * | 1 | 0 | 76 | 15 | 205 | 3 | 0 | 18 | 275 | 33 | 6 | 632 |
| WEBER COUNTY SHERIFF * | 0 | 0 | 59 | 10 | 196 | 0 | 0 | 18 | 269 | 20 | 1 | 573 |
| WELLINGTON PD * | 0 | 0 | 0 | 0 | 2 | 0 | 0 | 0 | 5 | 0 | 0 | 7 |
| WEST JORDAN PD | 8 | 0 | 318 | 209 | 1,127 | 2 | 0 | 232 | 2,014 | 172 | 37 | 4,119 |
| WEST VALLEY PD | 22 | 0 | 689 | 334 | 1,473 | 0 | 0 | 310 | 4,260 | 565 | 167 | 7,820 |
| WOODS CROSS PD | 0 | 0 | 27 | 11 | 67 | 5 | 0 | 15 | 175 | 24 | 14 | 338 |
| TOTAL - IBR AGENCIES | 235 | 1 | 8,194 | 3,672 | 20,751 | 63 | 26 | 3,320 | 43,949 | 4,601 | 950 | 85,762 |

*Less than nine months of data submitted

IBR OFFENSES CONTINUED FROM PREVIOUS PAGE