



BUREAU OF CRIMINAL  
IDENTIFICATION

# **FIREARMS STATISTICAL REVIEW**

FOURTH QUARTER 2003



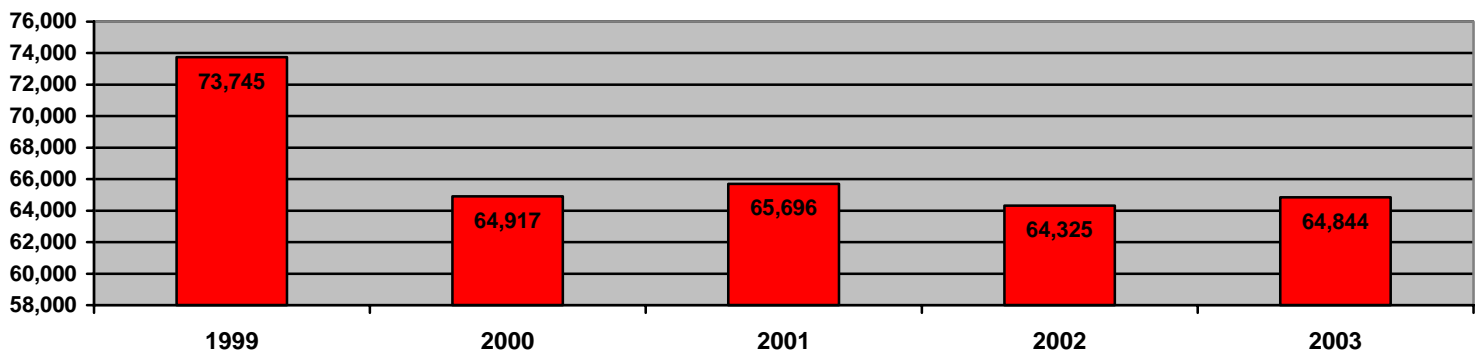
# Monthly Totals (12 Months)

Month	Total	Denials	Denial Reasons					Denial %
			WARRANT	RECORD	*D V	*P O	*OTHER	
DEC '03	9,953	221	50	66	73	29	3	2.2%
NOV '03	5,923	146	37	49	37	16	7	2.5%
OCT '03	5,699	201	52	51	61	29	8	3.5%
SEP '03	5,780	196	44	49	64	20	19	3.4%
AUG '03	4,777	136	39	34	32	25	6	2.8%
JUL '03	3,857	105	33	28	25	14	5	2.7%
JUN '03	3,610	92	28	25	21	15	3	2.5%
MAY '03	4,084	88	31	19	26	10	2	2.2%
APR '03	4,699	129	34	42	28	18	7	2.7%
MAR '03	6,069	172	43	55	28	40	6	2.8%
FEB '03	5,785	130	27	55	23	22	3	2.2%
JAN '03	4,608	120	27	43	26	22	2	2.6%
<b>TOTALS</b>	<b>64,844</b>	<b>1,736</b>	<b>445</b>	<b>516</b>	<b>444</b>	<b>260</b>	<b>71</b>	<b>2.7%</b>

\* Note D V = Domestic Violence P O = Protective Order

\* OTHER = Drug addiction, Mental Incompetent, Illegal Alien, Renounced Citizenship, Dishonorable Discharge, National Instant Check Denial (NICS)

## WEAPONS PURCHASED



# FIREARM TRANSFERS BY COUNTY

## FOURTH QUARTER 2003

There were 21,575 requests to purchase weapons during the 4<sup>th</sup> quarter of 2003. 568 requests were denied. The following tables reflect transfer requests by county, and the reason purchases were denied.

COUNTY	REQUESTS	PERCENT	COUNTY	REQUESTS	PERCENT
BEAVER	159	0.7%	PIUTE	0	0%
BOX ELDER	105	0.5%	RICH	1	0%
CACHE	1,214	5.6%	SALT LAKE	6,179	28.6%
CARBON	352	1.6%	SAN JUAN	15	0.1%
DAGGETT	0	0%	SANPETE	93	0.4%
DAVIS	712	3.3%	SEVIER	408	1.9%
DUCHESNE	185	0.9%	SUMMIT	79	0.4%
EMERY	55	0.3%	TOOELE	536	2.5%
GARFIELD	14	0.1%	UINTAH	1,213	5.6%
GRAND	52	0.2%	UTAH	3,930	18.2%
IRON	772	3.6%	WASATCH	33	0.2%
JUAB	47	0.2%	WASHINGTON	1,331	6.2%
KANE	61	0.3%	WAYNE	0	.0%
MILLARD	223	1.0%	WEBER	3,749	17.4%
MORGAN	56	0.3%	<b>TOTAL</b>	<b>21,575</b>	

## DENIALS

Month	Total	Denials	Denial Reasons					Denial %
			WARRANT	RECORD	*D V	*P O	*OTHER	
DEC '03	9,953	221	50	66	73	29	3	2.2%
NOV '03	5,923	146	37	49	37	16	7	2.5%
OCT '03	5,699	201	52	51	61	29	8	3.5%
	21,575	568	139	166	171	74	18	2.6%

\*D.V. = Domestic Violence Conviction \*P.O. = Protective Order

\* OTHER = Drug addiction, Mental Incompetent, Illegal Alien, Renounce Citizenship, Dishonorable Discharge, National Instant Check Denial (NICS)

1,790 Requests were pawn redemptions, of which 95 were denied.  
19,785 Requests were sales of new or used weapons, of which 473 were denied.

# CONCEALED WEAPONS 4<sup>TH</sup> QUARTER 2004

## OVERVIEW

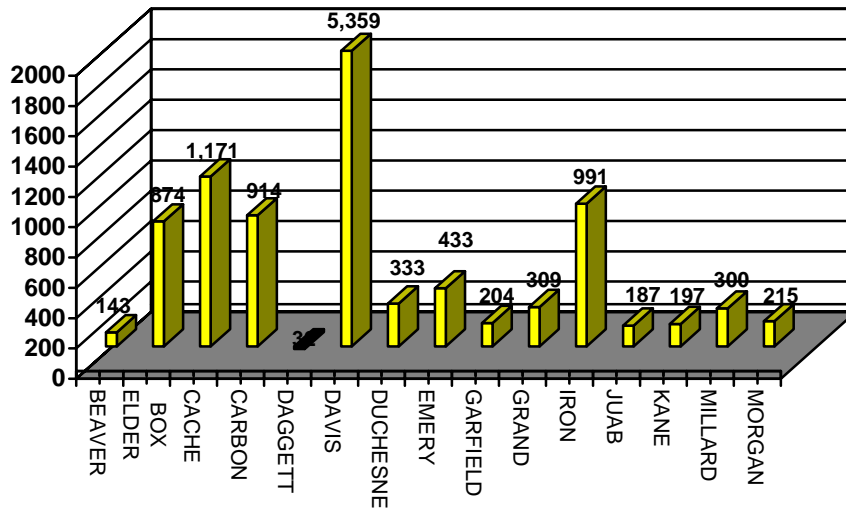
57,044 Total Valid Permits as of Dec 31, 2003

1,410 Permits Issued 4<sup>th</sup> Quarter

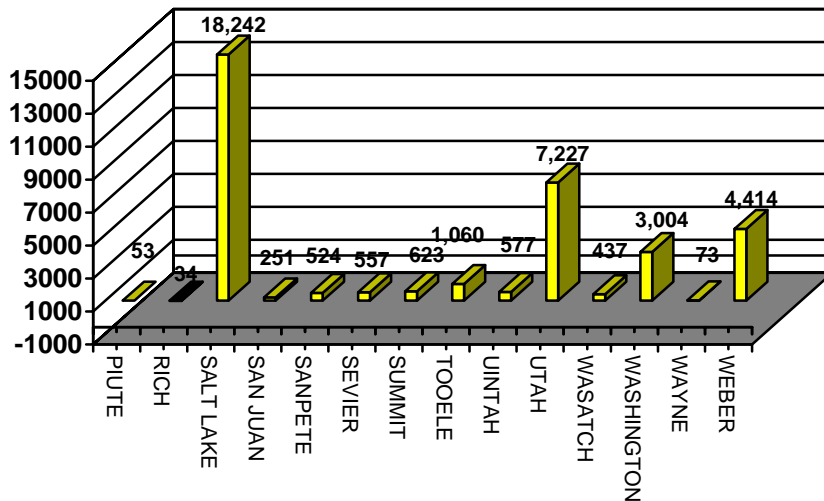
47 Permits Revoked 4<sup>th</sup> Quarter

## CONCEALED PERMIT DISTRIBUTION BY COUNTY

### COUNTIES



### COUNTIES



# CONCEALED PERMIT STATISTICS

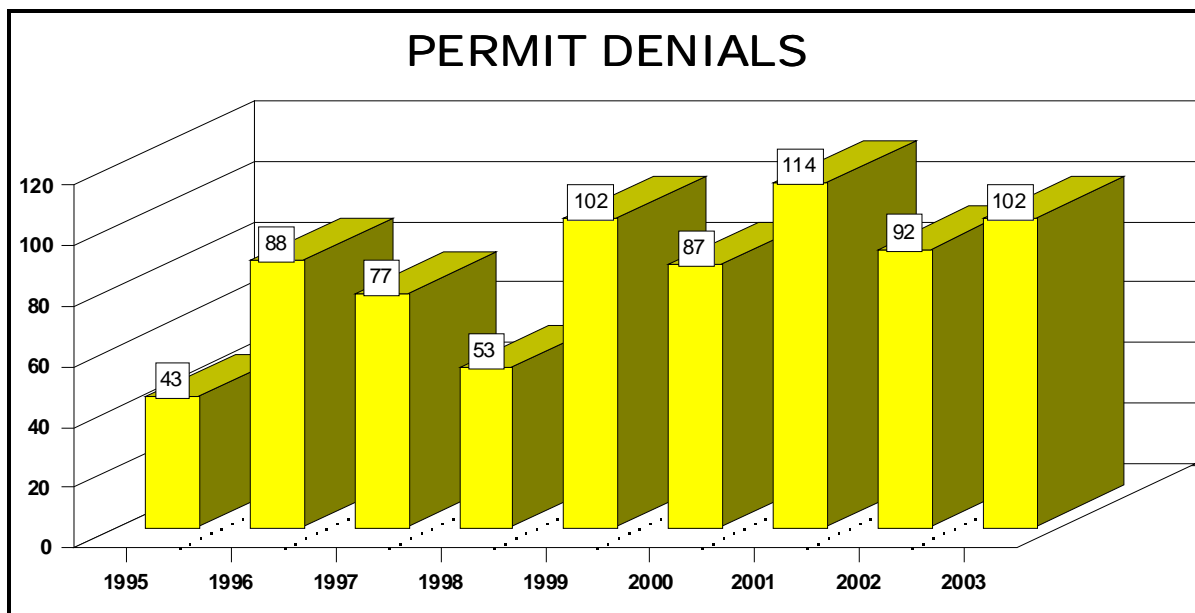
- 32 % of total permits are located in Salt Lake County
- 12.7% of total permits are located in Utah County
- 9.4% of total permits are located in Davis County
- 7.7% of total permits are located in Weber County
- 23 % of total permits are located in counties outside the Wasatch front
- 15.8% of total permits are held by non-residents
- \*All percentages rounded

18 new concealed carry applications were denied during the 4<sup>TH</sup> quarter of 2003. The applicant has the right to appeal to the Concealed Permit Board, which will review the reason for denial. Approximately 8 revocation and denial appeals are reviewed by the Concealed Permit Board each quarter, the Board overturns approximately 1% after review.

A permit application may be denied for any of the following reasons:

1. Felony conviction
2. Convicted of an offense involving the use of alcohol
3. Convicted of a crime of violence
4. Convicted of any offenses involving controlled substance
5. Convicted of an offense of moral turpitude (fraud, theft, shoplifting, etc.)
6. Convicted of an offense involving domestic violence
7. Has been adjudicated as mentally incompetent
8. Is not qualified to purchase and possess a dangerous weapon or handgun pursuant to federal law
9. Cause to believe applicant may be a danger to self or others by evidence including but not restricted to:
  - A. Past pattern of behavior involving unlawful violence or threats of unlawful violence
  - B. Past participation in incidents involving unlawful violence or threats of unlawful violence
  - C. Conviction of any offense in involving weapons violations
10. Not qualified to purchase and possess a dangerous weapon under federal law.

When assessing good character the bureau may consider mitigating circumstances. Mitigating circumstances may include length of time since an offense, number of offenses, and type of offenses.



## REVOCATIONS 4<sup>TH</sup> QUARTER 2003

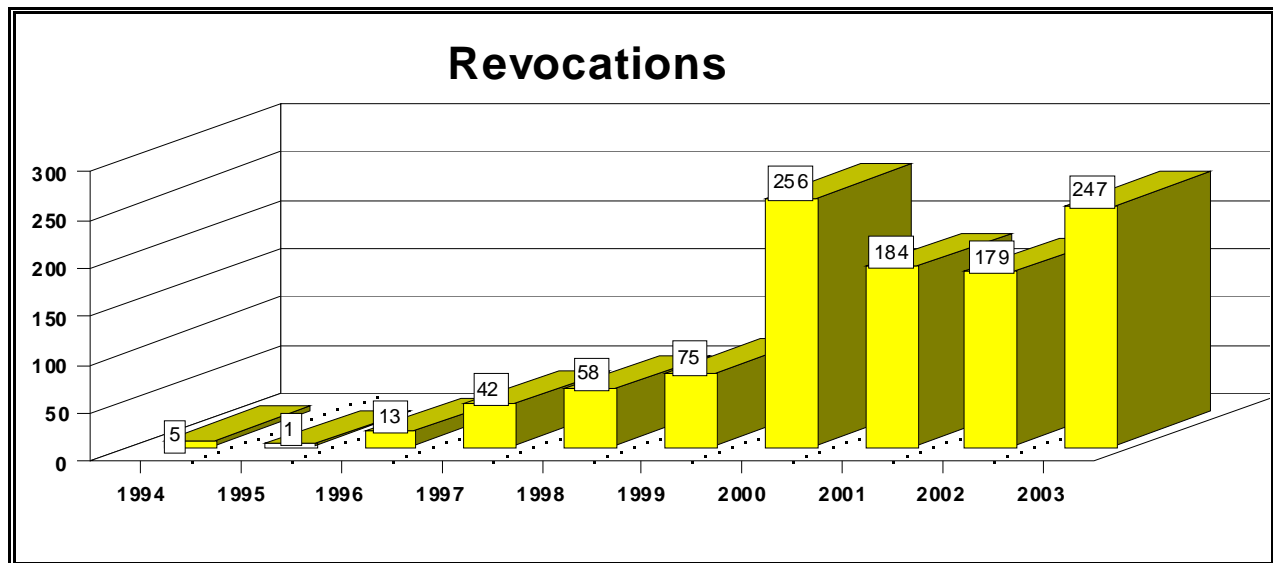
47 Concealed Carry Permits were revoked during the 4<sup>th</sup> quarter of 2003. Listed below are the reasons for revocation.

REASON	OCT '03	NOV '03	DEC '03
ALCOHOL VIOLATION	7	3	7
PROTECTIVE ORDER	1	2	3
WANTED PERSON	0	0	0
FIREARM OFFENSE	0	0	1
THREAT TO SELF/OTHERS	0	0	0
DOMESTIC VIOLENCE	4	0	6
MORAL TURPITUDE	2	3	3
CONTROLLED SUBSTANCE	0	0	1
FELONY	1	1	2
<b>TOTAL</b>	<b>15</b>	<b>9</b>	<b>23</b>

### Felonies included:

- Grand Theft
- Communications Fraud
- Drugs
- Burglary

\*Some permit holders had multiple charges, however only the most serious charge is represented.



\*In February of 2000, BCI implemented a new program to ensure the integrity of the Utah Concealed Carry Permit by checking arrest records on a daily basis, this accounts for the dramatic 241.3% increase seen in 2000.