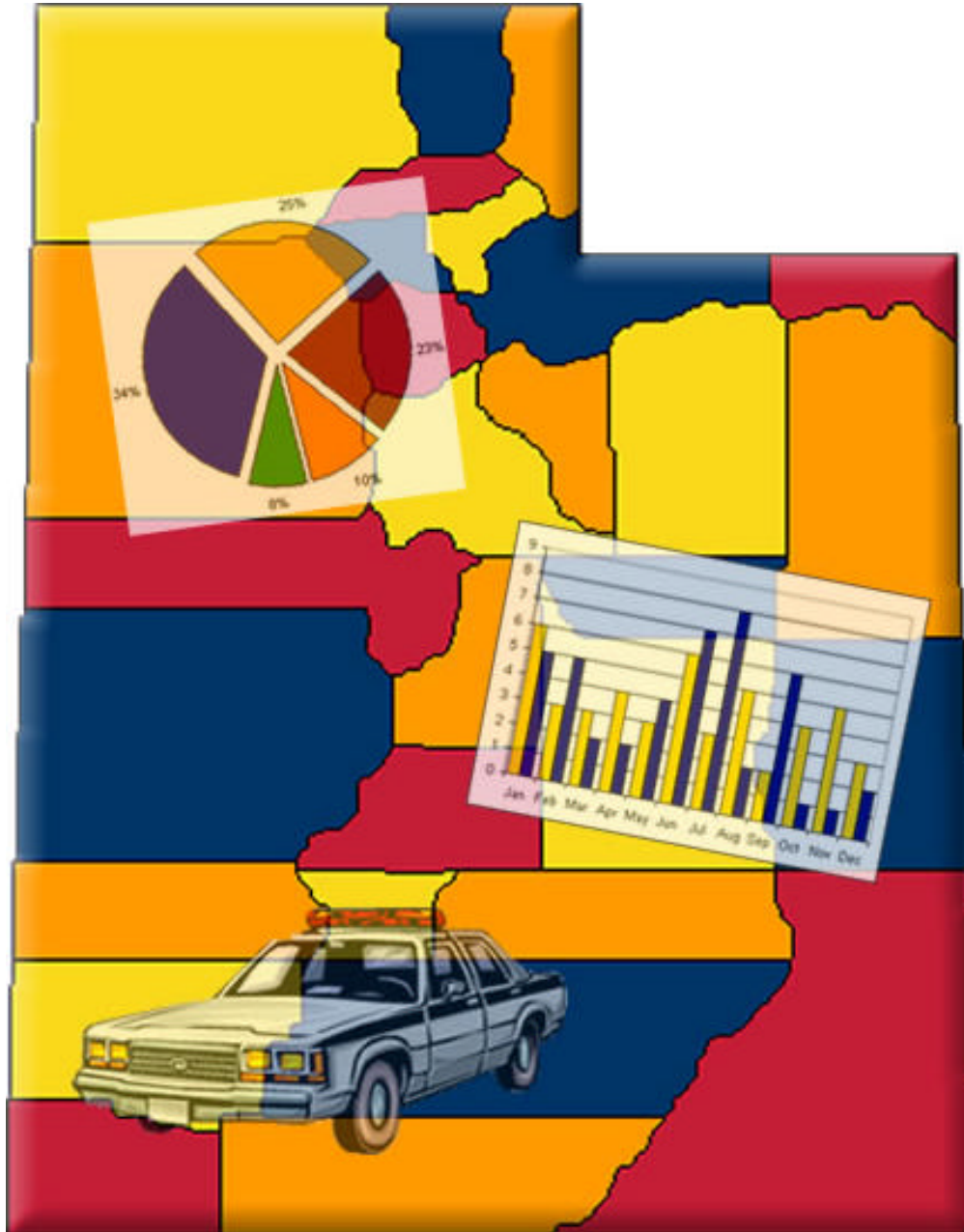


# Crime in Utah

# Quarterly Report

Department of Public Safety

January – March 2004



Department of Public Safety  
Robert L. Flowers, Commissioner

Bureau of Criminal Identification  
Scott Behunin, Bureau Director



# SUMMARY BASED REPORTING

---

## Introduction

This quarterly *Crime in Utah* report is published by the Bureau of Criminal Identification to give governmental leaders and citizens a better understanding of criminal activity in the state. The report is a compilation of crime data reported by local law enforcement agencies throughout the state. The data is reported under the guidelines of the Uniform Crime Reporting (UCR) program, a national program which uses generic crime definitions to ensure that crime data is comparable across political boundaries. BCI forwards data collected from Utah law enforcement agencies to the FBI, who in turn combines it with data from other states to compile and publish an annual report called *Crime in the United States*.

UCR data is collected in two formats: "summary based reporting" which has undergone only minor changes since the 1930's, and "incident based reporting" (IBR) which uses computer technology to collect more detailed information. The summary based system is still used by about half of Utah law enforcement agencies. Therefore, the data from agencies participating in the IBR system is also presented in the summary format to ensure comparable numbers. IBR data is also presented in more detail in a separate section of this report.

In the summary based system, crimes are divided into two categories: *Part I Crimes*, which include criminal homicide (murder, nonnegligent manslaughter, and manslaughter by negligence), forcible rape, robbery, aggravated assault, burglary, larceny-theft, motor vehicle theft, and arson; and *Part II Crimes*, which include all other non-traffic crimes. The Part I crimes, except manslaughter by negligence, make up the "crime index" used by the FBI to track our nation's crime situation. Therefore, these crimes are often referred to as *index crimes*. The number of known offenses and arrests are reported on Part I Crimes, while only arrests are reported on Part II Crimes. If multiple Part I offenses are committed in the same criminal episode, only the most serious offense is reported.

The Part I Crimes are also categorized as *violent crimes* (murder and nonnegligent manslaughter, forcible rape, robbery, and aggravated assault) and *property crimes* (burglary, larceny-theft, motor vehicle theft, and arson) for analysis purposes.

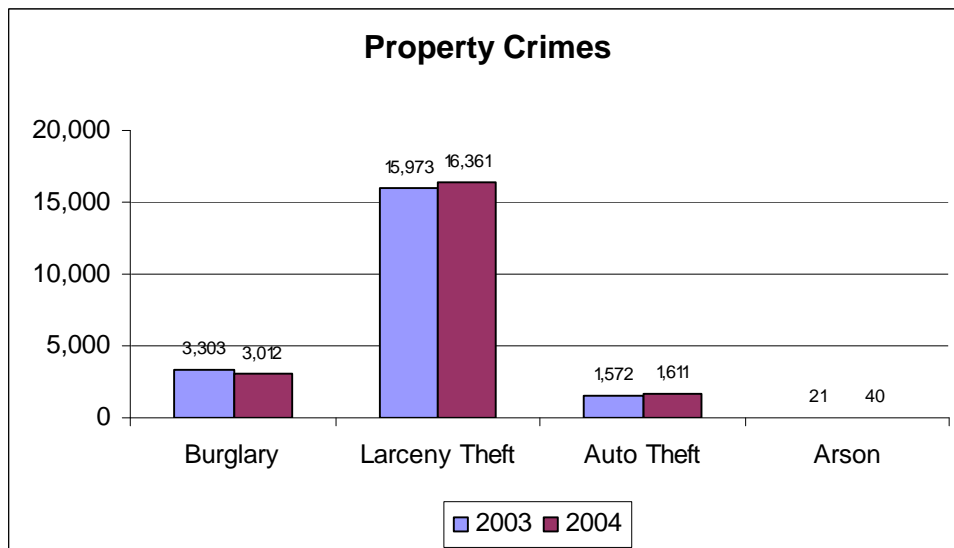
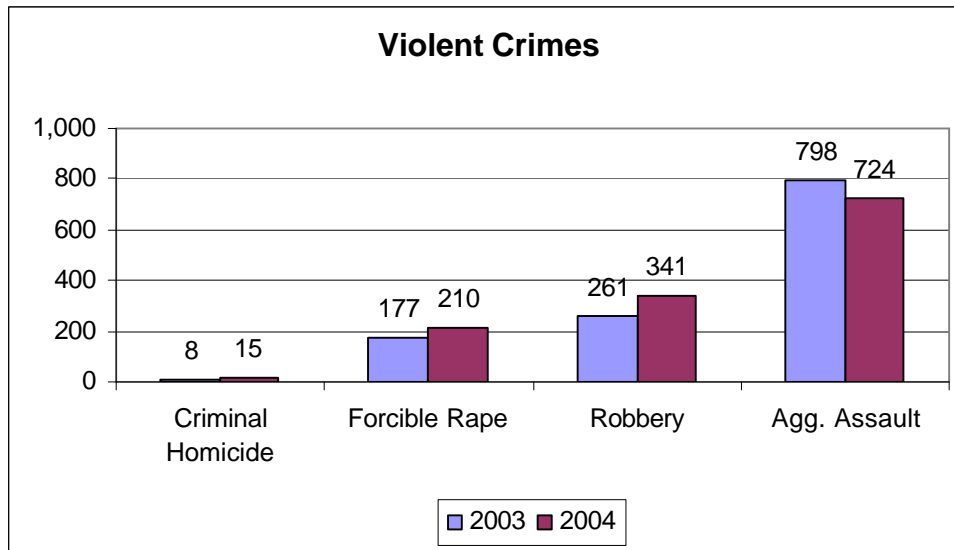
**The statistics presented in this report are only as accurate as the data provided by the local law enforcement agencies.** *Twenty-two law enforcement agencies did not submit data for this report.*

## Summary Analysis

- ? During the first three months of 2004 a total of **22,314** index crimes were reported. This is a **0.91% increase** over the same period in 2003, in which there were **22,113** index crimes reported.
- ? Violent crime **increased 3.70%**. Murder increased 87.50%, robbery increased 30.65%, rape increased 18.64%, while aggravated assault decreased 9.27%.
- ? Property crime **increased .74%**. Larceny increased 2.43%, motor vehicle theft increased 2.48%, and arson increased 90.48% due to the fact that we are counting what law enforcement agencies are reporting, while during previous years we have reported statistics from the Utah Fire Marshal's Office. Burglary decreased 8.81%.
- ? There were 29,978 arrests reported in the first three months of 2004. This is up 12.35% from the same time last year. Adult arrests **increased 12.97%**, juvenile arrests **increased by 10.43%**.
- ? The dollar value of property stolen during the first three months of 2004 was \$22,358,128 **down by 4.48%** from last year. Reported recoveries totaled \$6,919,365, a **47.70% increase** from last year.

# SUMMARY BASED REPORTING

## Crime Trends - January to March 2004



PROPERTY BY TYPE AND VALUE:	Stolen		Recovered	
	2003	2004	2003	2004
Currency, Notes, Etc.	\$4,943,963	\$1,205,179	\$24,938	\$54,310
Jewelry and Precious Metals	\$1,386,562	\$1,114,725	\$67,098	\$29,314
Clothing and Furs	\$216,096	\$237,787	\$35,364	\$36,429
Locally Stolen Motor Vehicles	\$7,527,219	\$9,537,353	\$3,992,090	\$5,977,230
Office Equipment	\$968,135	\$1,209,952	\$49,543	\$78,076
Televisions, Radios, Stereos,	\$1,890,742	\$2,337,608	\$82,415	\$62,992
Firearms	\$122,537	\$202,248	\$10,192	\$18,486
Household Goods	\$346,747	\$458,291	\$8,248	\$39,796
Consumable Goods	\$94,553	\$75,670	\$12,956	\$10,952
Livestock	\$25,625	\$11,276	\$5,000	\$1,225
Miscellaneous	\$5,883,917	\$5,968,039	\$397,017	\$610,555
<b>Total</b>	<b>\$23,406,096</b>	<b>\$22,358,128</b>	<b>\$4,684,861</b>	<b>\$6,919,365</b>

**SUMMARY BASED REPORTING**  
**Crime Index Offenses By Contributing Agency -- January to March 2004**

Agency	Homicide	Rape	Robbery	Agg Assault	Burglary	Larceny	Motor Vehicle Theft	Arson	2004 Totals	2003 Totals
<b>Beaver County Sheriff</b>	<b>0</b>	<b>0</b>	<b>0</b>	<b>1</b>	<b>7</b>	<b>15</b>	<b>2</b>	<b>0</b>	<b>25</b>	<b>26</b>
Minersville PD	Reports Not Received					0	0	0	0	0
<b>Box Elder County Sheriff</b>	<b>0</b>	<b>0</b>	<b>0</b>	<b>1</b>	<b>10</b>	<b>35</b>	<b>1</b>	<b>0</b>	<b>47</b>	<b>53</b>
Brigham City PD	0	3	1	6	26	99	2	0	137	113
Garland PD	Reports Not Received					0	0	0	0	0
Mantua PD	Reports Not Received					0	0	0	0	0
Perry PD	0	0	0	1	11	9	0	0	21	9
Tremonton PD	0	0	0	2	27	33	1	0	63	37
Willard PD	0	0	0	0	4	2	0	0	6	5
* <b>Cache County Sheriff</b>	<b>0</b>	<b>2</b>	<b>1</b>	<b>0</b>	<b>10</b>	<b>52</b>	<b>2</b>	<b>0</b>	<b>67</b>	<b>0</b>
** Cache-Rich Drug Task Force	0	0	0	0	0	0	0	0	0	0
Logan PD	0	1	1	4	24	148	7	0	185	242
North Park PD	0	0	0	0	4	25	1	0	30	53
Smithfield PD	0	0	0	2	5	22	0	0	29	21
USU PD	0	0	0	0	4	28	0	0	32	36
* <b>Carbon County Sheriff</b>	<b>0</b>	<b>0</b>	<b>0</b>	<b>1</b>	<b>6</b>	<b>3</b>	<b>1</b>	<b>0</b>	<b>11</b>	<b>29</b>
CEU PD	Reports Not Received					0	0	0	0	7
East Carbon PD	0	0	0	0	2	2	0	0	4	3
Helper PD	0	0	0	0	6	4	2	0	12	9
Price PD	0	1	1	2	13	72	4	0	93	99
Wellington PD	0	0	0	0	3	8	0	0	11	5
<b>Daggett County Sheriff</b>	<b>0</b>	<b>0</b>	<b>0</b>	<b>0</b>	<b>1</b>	<b>0</b>	<b>0</b>	<b>0</b>	<b>1</b>	<b>0</b>
<b>Davis County Sheriff</b>	See IBR Data						<b>0</b>	<b>0</b>	<b>0</b>	<b>1</b>
Bountiful PD	0	8	9	3	30	178	12	0	240	321
Centerville PD	0	1	0	1	11	42	1	0	56	107
Clearfield PD	0	2	4	4	16	145	11	3	185	179
Clinton PD	0	0	0	1	7	31	2	0	41	35
Farmington PD	0	0	1	1	1	14	6	0	23	49
Kaysville PD	0	2	0	1	8	79	4	6	100	132
Layton PD	0	5	2	14	50	315	16	7	409	576
North Salt Lake PD	0	2	0	3	11	81	7	0	104	107
Sunset PD	0	0	0	0	2	42	1	0	45	27
Syracuse PD	0	0	0	6	3	24	2	0	35	74
West Bountiful PD	0	0	0	0	3	41	1	5	50	62
Woods Cross PD	0	1	2	0	6	48	2	0	59	73
<b>Duchesne County Sheriff</b>	<b>0</b>	<b>1</b>	<b>0</b>	<b>4</b>	<b>11</b>	<b>15</b>	<b>1</b>	<b>0</b>	<b>32</b>	<b>27</b>
Roosevelt PD	0	0	0	0	3	25	1	0	29	54
<b>Emery County Sheriff</b>	<b>0</b>	<b>0</b>	<b>0</b>	<b>0</b>	<b>6</b>	<b>23</b>	<b>1</b>	<b>0</b>	<b>30</b>	<b>49</b>
<b>Garfield County Sheriff</b>	Reports Not Received					<b>0</b>	<b>0</b>	<b>0</b>	<b>0</b>	<b>1</b>
<b>Grand County Sheriff</b>	<b>1</b>	<b>0</b>	<b>0</b>	<b>1</b>	<b>9</b>	<b>19</b>	<b>2</b>	<b>0</b>	<b>32</b>	<b>33</b>
Moab PD	0	0	1	3	10	33	2	0	49	65
<b>Iron County Sheriff</b>	<b>0</b>	<b>0</b>	<b>0</b>	<b>3</b>	<b>13</b>	<b>20</b>	<b>2</b>	<b>0</b>	<b>38</b>	<b>34</b>
Brian Head Marshal	0	0	0	0	0	17	0	0	17	28
Cedar City PD	1	0	0	2	27	144	8	0	182	199
Enoch PD	Reports Not Received					0	0	0	0	0
Parowan PD	Reports Not Received					0	0	0	0	0
Southern Utah University PD	0	0	0	0	0	13	1	0	14	11
<b>Juab County Sheriff</b>	Reports Not Received					<b>0</b>	<b>0</b>	<b>0</b>	<b>0</b>	<b>0</b>
Nephi PD	0	0	0	1	35	98	12	0	146	30
<b>Kane County Sheriff</b>	Reports Not Received					<b>0</b>	<b>0</b>	<b>0</b>	<b>0</b>	<b>0</b>
* Big Water Marshal's Office	0	0	0	0	0	0	0	0	0	1
Kanab PD	0	0	0	0	1	19	1	0	21	9
<b>Millard County Sheriff</b>	<b>0</b>	<b>2</b>	<b>0</b>	<b>3</b>	<b>15</b>	<b>61</b>	<b>11</b>	<b>0</b>	<b>92</b>	<b>68</b>
<b>Morgan County Sheriff</b>	See IBR Data					<b>0</b>	<b>0</b>	<b>0</b>	<b>0</b>	<b>0</b>
<b>Piute County Sheriff</b>	Reports Not Received					<b>0</b>	<b>0</b>	<b>0</b>	<b>0</b>	<b>0</b>
* <b>Rich County Sheriff</b>	<b>0</b>	<b>0</b>	<b>0</b>	<b>3</b>	<b>6</b>	<b>7</b>	<b>0</b>	<b>1</b>	<b>17</b>	<b>7</b>
<b>Salt Lake County Sheriff</b>	<b>2</b>	<b>32</b>	<b>34</b>	<b>122</b>	<b>411</b>	<b>2,194</b>	<b>227</b>	<b>0</b>	<b>3,022</b>	<b>3,886</b>
Alta Marshal	Reports Not Received					0	0	0	0	0
Draper PD	0	3	1	2	36	166	10	0	218	0

Agency	Homicide	Rape	Robbery	Agg Assault	Burglary	Larceny	Motor Vehicle Theft	Arson	2004 Totals	2003 Totals
Granite School District PD	0	0	0	32	5	35	0	4	76	85
Midvale PD	1	3	5	12	31	254	39	0	345	484
Murray PD	0	7	10	22	108	688	55	0	890	500
Salt Lake City PD	2	21	135	132	518	2,865	481	2	4,156	4,113
Sandy PD	0	7	11	35	105	594	41	0	793	773
South Jordan PD	0	1	0	9	30	125	5	1	171	172
South Salt Lake PD	0	16	7	22	70	419	71	0	605	512
University Of Utah PD	0	0	1	0	3	137	0	0	141	115
West Jordan PD	0	5	9	10	43	322	22	0	411	252
West Valley PD	1	15	38	47	136	1,083	140	1	1,461	1,727
<b>San Juan County Sheriff</b>	<b>0</b>	<b>1</b>	<b>0</b>	<b>1</b>	<b>2</b>	<b>3</b>	<b>2</b>	<b>0</b>	<b>9</b>	<b>14</b>
Blanding PD	0	0	0	0	2	6	1	0	9	9
Monticello PD	0	0	0	0	0	6	0	0	6	2
<b>Sanpete County Sheriff</b>	<b>0</b>	<b>0</b>	<b>0</b>	<b>2</b>	<b>14</b>	<b>5</b>	<b>0</b>	<b>2</b>	<b>23</b>	<b>46</b>
Ephraim PD	0	0	0	2	6	30	1	0	39	32
Fairview PD	Reports Not Received					0	0	0	0	0
Fountain Green PD	Reports Not Received					0	0	0	0	0
Gunnison PD	Reports Not Received					0	0	0	0	13
Moroni PD	Reports Not Received					0	0	0	0	0
Mt. Pleasant PD	0	0	0	1	3	13	0	0	17	72
<b>Sevier County Sheriff</b>	<b>0</b>	<b>1</b>	<b>0</b>	<b>2</b>	<b>6</b>	<b>21</b>	<b>3</b>	<b>0</b>	<b>33</b>	<b>34</b>
Richfield PD	0	2	0	1	7	83	5	0	98	87
Salina PD	0	0	0	1	1	29	1	0	32	40
<b>Summit County Sheriff</b>	<b>0</b>	<b>2</b>	<b>0</b>	<b>1</b>	<b>23</b>	<b>126</b>	<b>1</b>	<b>0</b>	<b>153</b>	<b>141</b>
Kamas PD	Reports Not Received					0	0	0	0	0
Park City PD	0	2	3	2	18	172	7	0	204	204
<b>Tooele County Sheriff</b>	<b>0</b>	<b>2</b>	<b>0</b>	<b>2</b>	<b>13</b>	<b>34</b>	<b>1</b>	<b>0</b>	<b>52</b>	<b>42</b>
Grantsville PD	0	0	0	0	8	22	3	0	33	39
Stockton/Rush Valley PD	Reports Not Received					0	0	0	0	1
Tooele PD	0	4	3	9	29	122	13	2	182	165
Wendover PD	0	0	0	0	2	20	4	0	26	3
<b>Uintah County Sheriff</b>	<b>0</b>	<b>2</b>	<b>0</b>	<b>4</b>	<b>31</b>	<b>50</b>	<b>2</b>	<b>0</b>	<b>89</b>	<b>69</b>
Naples PD	0	0	0	4	10	16	1	0	31	7
Vernal PD	0	0	1	3	11	48	3	0	66	96
<b>Utah County Sheriff</b>	<b>2</b>	<b>9</b>	<b>1</b>	<b>9</b>	<b>36</b>	<b>72</b>	<b>8</b>	<b>1</b>	<b>138</b>	<b>60</b>
Alpine/Highland PD	0	2	0	2	30	40	1	0	75	57
American Fork PD	0	1	1	2	30	199	8	0	241	252
BYU PD	0	0	0	2	13	103	0	0	118	107
Lehi PD	1	1	0	1	50	93	8	0	154	154
Mapleton PD	0	0	0	0	9	19	0	0	28	25
Orem DPS	1	6	5	3	98	813	50	0	976	829
Payson PD	0	1	1	5	32	76	12	0	127	64
Pleasant Grove/ Lindon PD	1	1	1	1	17	189	12	0	222	0
Provo PD	0	7	7	21	97	586	35	1	754	0
Salem/ Woodland Hills PD	0	0	0	1	7	21	0	0	29	25
Santaquin/ Genola PD	0	0	0	0	7	17	0	0	24	37
Spanish Fork PD	0	0	2	0	37	294	10	0	343	235
Springville PD	0	2	1	5	36	172	11	0	227	196
Utah CO. Major Crimes Task Force	0	0	0	0	0	3	1	0	4	0
Utah Valley State College PD	Reports Not Received					0	0	0	0	21
<b>Wasatch County Sheriff</b>	<b>0</b>	<b>0</b>	<b>0</b>	<b>2</b>	<b>5</b>	<b>28</b>	<b>2</b>	<b>0</b>	<b>37</b>	<b>18</b>
Heber City PD	Reports Not Received					0	0	0	0	17
<b>Washington County Sheriff</b>	<b>0</b>	<b>1</b>	<b>0</b>	<b>7</b>	<b>20</b>	<b>80</b>	<b>8</b>	<b>0</b>	<b>116</b>	<b>122</b>
Dixie College PD	Reports Not Received					0	0	0	0	0
Hildale PD	Reports Not Received					0	0	0	0	0
Hurricane PD	0	0	1	2	11	52	4	0	70	59
Leeds PD	0	0	0	0	0	0	0	0	0	0
St. George PD	0	5	0	29	48	232	27	0	341	390
Wayne County Sheriff	0	0	0	0	0	0	0	0	0	7
<b>Weber County Sheriff</b>	<b>1</b>	<b>1</b>	<b>2</b>	<b>4</b>	<b>51</b>	<b>212</b>	<b>16</b>	<b>0</b>	<b>287</b>	<b>2</b>
Harrisville PD	0	0	3	0	6	53	0	0	62	35

Agency	Homicide	Rape	Robbery	Agg Assault	Burglary	Larceny	Motor Vehicle Theft	Arson	2004 Totals	2003 Totals
North Ogden PD	0	1	0	1	11	42	2	0	57	86
Ogden PD	1	12	25	56	176	888	113	4	1,275	1,343
Pleasant View PD	Reports Not Received					0	0	0	0	427
Riverdale PD	0	0	3	4	7	107	3	0	124	126
Roy PD	0	3	6	12	27	132	9	0	189	262
South Ogden PD	0	0	1	0	10	38	2	0	51	99
WSU PD	0	0	0	1	12	21	0	0	34	52
<b>GRAND TOTAL</b>	<b>15</b>	<b>210</b>	<b>341</b>	<b>724</b>	<b>3,012</b>	<b>16,361</b>	<b>1,611</b>	<b>40</b>	<b>22,314</b>	<b>22,113</b>

- \* This agency did not submit a full 3 months of data
- \*\* The Cache Rich Drug Task Force covers both Cache and Rich Counties.
- \*\*\* The arson statistics are reported from Law Enforcement agencies.

## SUMMARY BASED REPORTING

### Arrest Data by Agency - January to March 2004

Agency	Adult	Juvenile
<b>Beaver County Sheriff</b>	<b>60</b>	<b>17</b>
Minersville PD	NDS	
<b>Box Elder County Sheriff</b>	<b>60</b>	<b>19</b>
Brigham City PD	61	73
Garland PD	NDS	
Mantua PD	NDS	
Perry PD	26	0
Tremont PD	41	42
Willard PD	18	5
<b>Cache County Sheriff *</b>	<b>124</b>	<b>119</b>
Cache-Rich Drug Task Force	0	0
Logan PD	449	305
North Park PD	41	24
Smithfield PD	12	8
USU PD	16	1
<b>Carbon County Sheriff</b>	<b>46</b>	<b>4</b>
Ceu PD *	0	0
East Carbon PD	12	1
Helper PD	43	3
Price PD	104	41
Wellington PD	29	2
<b>Daggett County Sheriff</b>	<b>3</b>	
Davis County Sheriff **	See IBR data	
Bountiful PD	100	85
Centerville PD	130	35
Clearfield PD	242	117
Clinton PD	38	22
Davis County Task Force	36	
Farmington PD	33	6
Kaysville PD	47	80
Layton PD	325	180
North Salt Lake PD	109	25
Sunset PD	85	44
Syracuse PD	62	16
West Bountiful PD	97	56
Woods Cross PD	116	32
<b>Duchesne County Sheriff</b>	<b>110</b>	<b>18</b>
Roosevelt PD	169	53
<b>Emery County Sheriff</b>	<b>58</b>	<b>5</b>
<b>Garfield County Sheriff</b>	<b>NDS</b>	
<b>Grand County Sheriff</b>	<b>35</b>	<b>0</b>
Moab PD	99	19
<b>Iron County Sheriff</b>	<b>51</b>	<b>8</b>
Brian Head Marshal	22	7
Cedar City PD	251	107
Parowan PD	NDS	
Southern Utah University PD	7	1
<b>Juab County Sheriff</b>	<b>NDS</b>	
Nephi PD	176	66
<b>Kane County Sheriff</b>	<b>NDS</b>	
Big Water Marshals Office *	2	0
Kanab PD	36	8
<b>Millard County Sheriff</b>	<b>89</b>	<b>11</b>
<b>Morgan County Sheriff **</b>		
<b>Piute County Sheriff</b>	<b>NDS</b>	
<b>Rich County Sheriff *</b>	<b>3</b>	<b>2</b>
<b>Salt Lake County Sheriff</b>	<b>2,691</b>	<b>323</b>
Alta Marshal	NDS	
Draper PD	96	17
Granite School District PD	25	532
Midvale PD	232	96
Murray PD	563	143
Salt Lake City PD	4,496	605
Sandy PD	569	386
South Jordan PD	195	63

Agency	Adult	Juvenile
South Salt Lake PD	282	61
University Of Utah PD	34	0
West Jordan PD	265	139
West Valley PD	1,239	549
<b>San Juan County Sheriff</b>	<b>33</b>	<b>7</b>
Blanding PD	37	16
Monticello PD	7	0
<b>Sanpete County Sheriff</b>	<b>22</b>	
Ephraim PD	34	10
Fairview PD	NDS	
Fountain Green PD	NDS	
Gunnison PD	NDS	
Mt. Pleasant PD *	4	0
Moroni PD	NDS	
<b>Sevier County Sheriff</b>	<b>84</b>	<b>26</b>
Richfield PD	81	52
Salina PD	76	18
<b>Summit County Sheriff</b>	<b>124</b>	<b>70</b>
Kamas PD	NDS	
Park City PD	164	38
<b>Tooele County Sheriff</b>	<b>50</b>	<b>9</b>
Grantsville PD	25	47
Stockton/Rush Valley	NDS	
Tooele PD	241	151
Wendover PD	14	0
<b>Uintah County Sheriff</b>	<b>415</b>	<b>124</b>
Naples PD	55	6
Vernal PD	185	82
<b>Utah County Sheriff</b>	<b>505</b>	<b>79</b>
Alpine/Highland PD	21	13
American Fork PD	250	110
BYU PD	24	0
Lehi PD	131	79
Mapleton PD	29	9
Orem DPS	389	170
Payson PD	103	57
Pleasant Grove / Lindon PD	140	77
Provo PD	745	253
Salem PD/Woodland Hills PD	41	5
Santaquin PD/Genola PD	26	17
Spanish Fork PD	227	58
Springville PD	184	77
Utah County Major Crimes Task	125	6
Uvsc PD	NDS	
<b>Wasatch County Sheriff</b>	<b>45</b>	<b>15</b>
Heber City PD	NDS	
<b>Washington County Sheriff</b>	<b>232</b>	
Dixie College PD	NDS	
Hildale PD	4	2
Hurricane PD	57	24
Leeds PD	NDS	
St. George PD	887	277
<b>Wayne County Sheriff</b>	<b>5</b>	<b>0</b>
<b>Weber County Sheriff</b>	<b>471</b>	<b>91</b>
Harrisville PD	70	0
North Ogden PD	20	2
Ogden PD	1,627	487
Pleasant View PD	NDS	
Riverdale PD	108	3
Roy PD	193	8
South Ogden PD	39	12
Weber State University PD	54	8
Wildlife Resource - Led	28	3
UT Bureau of Criminal Identification	8	0
<b>Grand Total</b>	<b>22,799</b>	<b>7,179</b>

\*This agency submitted less than 3 months of data

\*\*These agencies are in NIBRS "Testing Status." They submitted NIBRS test data, but no summary based data, so arrest totals cannot be shown for them.

NDS = No Data Submitted

# SUMMARY BASED REPORTING

## Arrest Data by Offense January to March 2004

Juvenile Arrests		
Crime Category	Total Arrests	
	2004	2003
Murder and NonNegligent Manslaughter	2	0
Manslaughter by Negligence	0	0
Forcible Rape	14	14
Robbery	21	2
Assault	93	123
Burglary	87	99
Larceny - Theft	1,395	1,333
Motor Vehicle Theft	67	76
Simple Assaults	627	476
Arson	25	17
<b>Part 1 Crime Arrests</b>	<b>2,331</b>	<b>2,140</b>
Forgery and Counterfeiting	20	11
Fraud	21	19
Embezzlement		0
Stolen Property Offenses	43	49
Vandalism	374	421
Weapon Offenses	104	108
Prostitution		0
Sex Offenses	64	47
Sale/Opium/Cocaine or Derivative	7	0
Sale/Marijuana	25	8
Sale/Synthetic Narcotics	2	0
Sale/Other	12	6
Possess Opium/Cocaine or Derivative	7	4
Possess Marijuana	326	252
Possess Synthetic Narcotics	8	5
Possess Other	75	78
Bookmaking	0	0
Numbers and Lottery	0	0
All Other Gambling	0	0
Family and Children	10	9
D.U.I.	39	40
Liquor Laws	652	511
Drunkenness	53	50
Disorderly Conduct	866	598
Vagrancy	30	83
All Other Offenses (Not Traffic)	1,644	1,516
Curfew and Loitering	304	333
Run-Aways	162	213
<b>Part 2 Crime Arrests</b>	<b>4,848</b>	<b>4,361</b>
<b>Grand Totals</b>	<b>7,179</b>	<b>6,501</b>

Adults Arrests		
Crime Category	Total Arrests	
	2004	2003
Murder and NonNegligent Manslaughter	15	9
Manslaughter by Negligence	2	1
Forcible Rape	36	26
Robbery	111	64
Assault	185	195
Burglary	237	239
Larceny - Theft	2,301	2,153
Motor Vehicle Theft	136	95
Simple Assaults	1,706	1,537
Arson	15	9
<b>Part 1 Crime Arrests</b>	<b>4,744</b>	<b>4,328</b>
Forgery and Counterfeiting	319	284
Fraud	193	169
Embezzlement	1	3
Stolen Property Offenses	182	143
Vandalism	409	373
Weapon Offenses	204	209
Prostitution	77	64
Sex Offenses	73	55
Sale/Opium/Cocaine or Derivative	53	44
Sale/Marijuana	70	44
Sale/Synthetic Narcotics	19	10
Sale/Other	82	57
Possess Opium/Cocaine or Derivative	171	146
Possess Marijuana	859	744
Possess Synthetic Narcotics	99	70
Possess Other	620	556
Bookmaking	0	0
Numbers and Lottery	0	0
All Other Gambling	0	0
Family and Children	285	290
D.U.I.	1,799	1,637
Liquor Laws	2,040	1,954
Drunkenness	1,161	1,107
Disorderly Conduct	845	686
Vagrancy	10	0
All Other Offenses (Not Traffic)	8,484	7,209
<b>Part 2 Crime Arrests</b>	<b>18,055</b>	<b>15,854</b>
<b>Grand Totals</b>	<b>22,799</b>	<b>20,182</b>

Juvenile: an individual 17 years of age or younger  
 Adult: an individual 18 years of age or older



# INCIDENT BASED REPORTING

## Introduction – What is Incident Based Reporting?

The National Incident Based Reporting System (NIBRS) is an updated method of collecting crime data within the UCR program. It was designed to provide more comprehensive data for the management of crime in our society. In an incident based reporting (IBR) system, computer technology is used to collect more detailed information about the crimes that occur. The availability of detailed information about criminal activity, stored in a computer data base, makes the analysis of criminal activity a viable tool for law enforcement administrators and other public officials.

The Utah Incident Based Reporting System was implemented in 1991; 53 agencies submitted IBR data for this report. The data accepted by the Utah repository is also forwarded to the NIBRS repository where the FBI uses it to depict criminal activity nationwide.

The data from the IBR system is not directly comparable to the data from the summary based reports. Information about each incident and arrest is collected for 22 offense categories comprised of 46 Group A offenses. All offenses that occur in a criminal episode are reported, not just the most serious. Only arrest data is collected for 11 Group B crimes.

Converting to IBR takes a lot of planning, work, and patience. It also requires enough foresight to see the value of accurate, detailed crime data in understanding and managing this serious problem. BCI appreciates the following agencies which have made the commitment to participate in the NIBRS program:

Agency	Months Submitted
Alpine/Highland PD	3
Bountiful PD	3
BYU PD	3
Cache-Rich Drug Task Force	3
Carbon County Sheriff	3
Centerville PD	3
Clearfield PD	3
Clinton PD	3
Davis County Sheriff*	3
Duchesne County Sheriff	3
East Carbon PD	3
Farmington PD	3
Grantsville PD	3
Heber City PD	0
Helper PD	3
Kaysville PD	3
Layton PD	3
Logan PD	3
Midvale PD	3
Morgan County Sheriff*	3
Murray PD	3
Naples PD	3
North Ogden PD	3
Ogden PD*	0
North Salt Lake PD	3
Pleasant Grove/Lindon PD	3

Agency	Months Submitted
Price PD	3
Provo PD	3
Riverdale PD	3
Roosevelt PD	3
Roy PD	3
Salt Lake City PD	3
Salt Lake County Sheriff	3
Sandy PD	3
South Jordan PD	3
South Ogden PD	3
South Salt Lake PD	3
Southern Utah University PD	3
Spanish Fork PD	3
St George PD	3
Sunset PD	3
Syracuse PD	3
Tooele County Sheriff	3
Tooele PD	3
Uintah County Sheriff	3
Utah County Major Crimes Task Force	3
Vernal PD	3
Wasatch County Sheriff	3
Washington County Sheriff	3
Wellington PD	3
West Jordan PD	3
West Valley PD	3
Woods Cross PD	3

\*These agencies are in the process of becoming IBR certified, which requires an error rate of 4% or less over a four month period.

# INCIDENT BASED REPORTING

## January - March 2004 - Crimes Against Persons, Crimes Against Society

Since 53 of the 106 reporting agencies are currently participating in the IBR program, IBR statistics should not be considered an accurate depiction of criminal activity statewide.

Agency	Assault Offenses (All)	Homicide Offenses	Kidnapping /Abduction	Sex Offenses (Forcible)	Sex Offenses (Nonforcible)	Drugs	Gambling Offenses	Pornography	Prostitution	Weapon Offenses
ALPINE/HIGHLAND PD	8	0	0	4	0	7	0	0	0	2
BOUNTIFUL PD	65	1	0	18	1	17	0	0	0	3
BYU PD	9	0	0	0	0	3	0	0	0	0
CACHE-RICH DRUG TASK FORCE	0	0	0	0	0	4	0	0	0	0
CARBON COUNTY SHERIFF	11	0	0	0	0	12	0	0	0	1
CENTERVILLE PD	21	0	1	2	0	22	0	0	0	3
CLEARFIELD PD	71	0	1	11	1	73	0	0	0	12
CLINTON PD	7	0	1	4	0	10	0	0	0	3
DAVIS COUNTY SHERIFF	24	0	0	4	0	77	0	0	0	5
DUCHESNE COUNTY SHERIFF	14	0	1	7	1	22	0	0	0	2
EAST CARBON PD	3	0	0	1	0	0	0	0	0	0
FARMINGTON PD	16	0	0	0	0	16	0	0	0	1
GRANTSVILLE PD	5	0	1	4	0	18	0	0	0	3
HEBER CITY PD *	0	0	0	0	0	0	0	0	0	0
HELPER PD	4	0	0	0	0	28	0	0	0	2
KAYSVILLE PD	17	0	1	9	0	17	0	0	0	2
LAYTON PD	158	0	7	24	1	76	0	0	0	14
LOGAN PD	48	0	0	6	0	61	0	0	0	4
MIDVALE PD	159	1	0	9	1	78	0	3	0	10
MORGAN COUNTY SHERIFF	5	0	0	1	0	5	0	0	0	0
MURRAY PD	202	0	1	15	0	89	0	1	0	9
NAPLES PD	6	0	0	0	0	7	0	0	0	0
NORTH OGDEN PD	15	0	0	3	0	8	0	1	0	5
NORTH SALT LAKE PD	15	0	0	4	0	17	0	0	0	0
PLEASANT GROVE/LINDON PD	33	1	0	6	0	76	0	1	0	6
PRICE PD	29	0	1	2	0	38	0	0	0	0
PROVO PD	219	0	17	16	3	217	0	3	0	31
RIVERDALE PD	29	0	0	1	0	26	0	0	0	3
ROOSEVELT PD	22	0	3	3	0	31	0	0	0	2
ROY PD	81	0	6	22	0	52	0	2	0	5
SALT LAKE CITY PD	988	2	17	89	2	706	0	3	108	78
SALT LAKE COUNTY SHERIFF	671	2	8	112	13	346	0	3	0	36
SANDY PD	221	0	1	30	0	180	0	1	0	20
SOUTH JORDAN PD	77	0	0	4	0	57	0	1	0	9
SOUTH OGDEN PD	7	0	1	2	0	10	0	0	0	0
SOUTH SALT LAKE PD	141	0	1	15	1	75	0	1	1	12
SOUTHERN UTAH UNIVERSITY PD	3	0	0	0	0	0	0	1	0	0
SPANISH FORK PD	33	0	1	2	0	25	0	0	0	4
ST. GEORGE PD	98	0	1	7	2	171	0	0	0	14
SUNSET PD	16	0	0	1	0	19	0	0	0	3
SYRACUSE PD	26	0	0	4	0	12	0	0	0	1
TOOELE COUNTY SHERIFF	7	0	0	2	0	0	0	0	0	0
TOOELE PD	83	0	3	16	1	27	0	0	0	4
UINTAH COUNTY SHERIFF	24	0	1	8	0	99	0	0	0	8
UTAH COUNTY MAJOR CRIMES TASK FORCE	1	0	0	0	0	197	0	0	0	14
VERNAL PD	30	0	0	1	1	32	0	0	0	11
WASATCH COUNTY SHERIFF	18	0	0	4	0	8	0	0	0	0
WASHINGTON COUNTY SHERIFF	33	0	0	5	0	56	0	0	0	6
WEBER COUNTY SHERIFF	86	1	1	12	0	80	0	0	4	7
WELLINGTON PD	1	0	0	0	0	6	0	0	0	1
WEST JORDAN PD	128	0	0	25	1	108	0	0	0	16
WEST VALLEY PD	545	1	2	47	5	422	0	2	1	73
WOODS CROSS PD	11	0	0	5	0	28	0	1	0	3
<b>TOTAL - IBR AGENCIES</b>	<b>4,544</b>	<b>9</b>	<b>78</b>	<b>567</b>	<b>34</b>	<b>3,771</b>	<b>0</b>	<b>24</b>	<b>114</b>	<b>448</b>

\*Less than three months of data submitted

IBR OFFENSES CONTINUED ON NEXT PAGE

# INCIDENT BASED REPORTING

## January - March 2004 - Crimes Against Property

Since 53 of the 106 reporting agencies are currently participating in the IBR program, IBR statistics should not be considered an accurate depiction of criminal activity statewide.

Agency	Arson	Bribery	Burglary	Counterfeiting	Destruction of Property	Embezzlement	Extortion	Fraud	Larceny/ Theft	Motor Vehicle Theft	Robbery	Stolen Property	TOTAL - ALL IBR OFFENSES
ALPINE/HIGHLAND PD	0	0	30	0	131	0	0	3	52	23	0	1	261
BOUNTIFUL PD	0	0	30	17	268	0	0	13	211	79	7	0	730
BYU PD	0	0	13	0	12	0	0	2	103	1	0	1	144
CACHE-RICH DRUG TASK FORCE	0	0	0	0	936	0	0	0	0	491	0	0	1,431
CARBON COUNTY SHERIFF	0	0	6	0	9	0	0	0	5	1	0	2	47
CENTERVILLE PD	1	0	11	7	18	0	0	17	42	1	0	4	150
CLEARFIELD PD	2	0	19	9	36	0	0	15	147	1	4	4	406
CLINTON PD	1	0	7	4	13	0	3	9	32	1	0	1	96
DAVIS COUNTY SHERIFF	0	0	10	4	13	0	0	4	23	1	1	1	167
DUCHESNE COUNTY SHERIFF	0	0	11	0	10	0	0	2	22	5	0	0	97
EAST CARBON PD	0	0	2	0	22	0	0	1	2	1	0	0	32
FARMINGTON PD	0	0	1	4	184	0	0	1	16	55	1	0	295
GRANTSVILLE PD	1	0	8	4	6	0	0	6	22	12	0	0	90
HEBER CITY PD *	0	0	0	0	0	0	0	0	0	0	0	0	0
HELPER PD	0	0	6	0	59	0	0	1	4	13	0	0	117
KAYSVILLE PD	1	0	8	5	163	0	0	12	81	13	0	0	329
LAYTON PD	4	0	52	47	381	0	0	74	325	163	2	8	1,336
LOGAN PD	0	0	25	16	153	0	0	18	162	42	1	2	538
MIDVALE PD	0	0	32	40	23	0	0	16	262	1	5	5	645
MORGAN COUNTY SHERIFF	0	0	8	0	131	0	0	1	14	16	0	0	181
MURRAY PD	0	0	110	75	40	0	0	23	696	3	10	2	1,276
NAPLES PD	0	0	10	0	15	0	0	0	22	8	0	0	68
NORTH OGDEN PD	0	0	11	4	77	0	0	2	43	13	0	1	183
NORTH SALT LAKE PD	0	0	12	2	20	0	0	0	86	1	0	2	159
PLEASANT GROVE/LINDON PD	1	0	17	10	14	0	0	9	195	5	1	3	378
PRICE PD	1	0	14	4	6	0	0	4	80	1	1	3	184
PROVO PD	6	0	102	55	140	1	1	57	761	24	7	45	1,705
RIVERDALE PD	0	0	7	16	20	0	0	8	107	4	3	0	224
ROOSEVELT PD	0	0	3	1	14	0	0	1	29	2	0	1	112
ROY PD	1	0	28	13	110	0	1	12	134	7	6	0	480
SALT LAKE CITY PD	8	0	528	242	49	4	4	216	2,910	4	135	115	6,208
SALT LAKE COUNTY SHERIFF	6	0	419	271	166	3	5	325	2,247	45	34	25	4,737
SANDY PD	0	0	109	72	2	1	0	51	600	0	11	15	1,314
SOUTH JORDAN PD	1	0	32	7	46	0	0	17	145	3	0	4	403
SOUTH OGDEN PD	0	0	10	15	18	0	1	2	39	8	1	0	114
SOUTH SALT LAKE PD	1	0	72	34	988	0	0	23	423	237	7	12	2,044
SOUTHERN UTAH UNIVERSITY PD	0	0	0	0	45	0	0	0	13	4	0	0	66
SPANISH FORK PD	0	0	38	129	313	0	0	24	366	65	2	9	1,011
ST. GEORGE PD	0	0	50	10	7	2	0	18	314	3	0	0	697
SUNSET PD	0	0	2	3	21	0	0	2	43	2	0	0	112
SYRACUSE PD	1	0	3	2	114	0	0	4	24	10	0	0	201
TOOELE COUNTY SHERIFF	0	0	13	0	2	0	0	1	38	0	0	0	63
TOOELE PD	1	0	29	15	191	0	0	18	129	25	3	1	546
UINTAH COUNTY SHERIFF	1	0	31	16	19	0	0	4	77	3	0	4	295
UTAH COUNTY MAJOR CRIMES TASK FORCE	0	0	0	2	19	0	0	0	3	3	0	11	250
VERNAL PD	0	0	11	18	6	1	0	2	53	3	1	1	171
WASATCH COUNTY SHERIFF	1	0	5	1	5	0	0	0	28	2	0	1	73
WASHINGTON COUNTY SHERIFF	3	0	21	1	48	0	0	6	90	9	0	0	278
WEBER COUNTY SHERIFF	1	0	52	9	50	1	0	11	220	9	2	5	551
WELLINGTON PD	0	0	3	0	0	0	0	0	10	0	0	0	21
WEST JORDAN PD	0	0	43	53	88	0	0	38	336	16	9	4	865
WEST VALLEY PD	6	0	139	112	3	1	0	118	1,166	1	38	59	2,741
WOODS CROSS PD	0	0	6	4	10	1	0	7	52	1	2	2	133
<b>Total IBR Agencies</b>	<b>49</b>	<b>0</b>	<b>2,209</b>	<b>1,353</b>	<b>5,234</b>	<b>15</b>	<b>15</b>	<b>1,198</b>	<b>13,004</b>	<b>1,441</b>	<b>294</b>	<b>354</b>	<b>34,755</b>

\* Less than 3 months submitted.