



BUREAU OF CRIMINAL
IDENTIFICATION

FIREARMS STATISTICAL REVIEW

FIRST QUARTER 2004



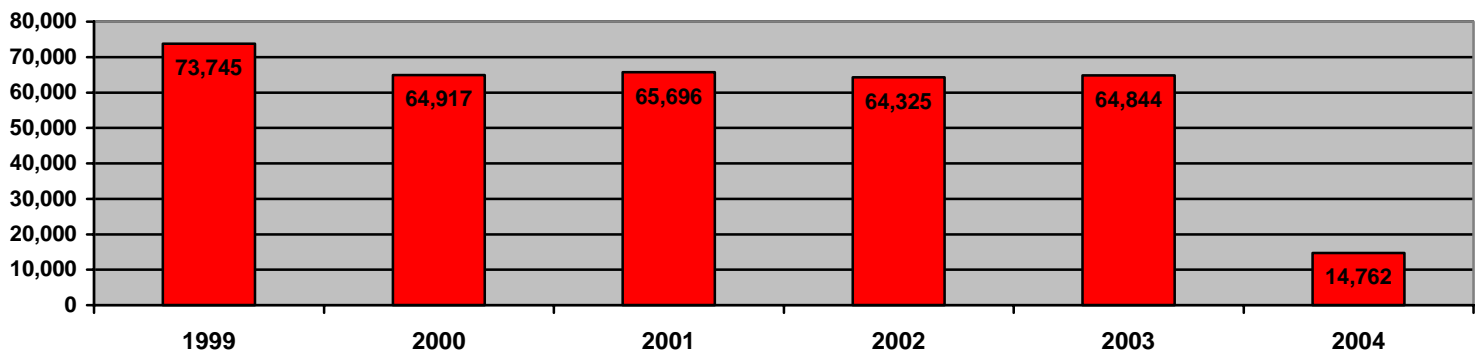
Monthly Totals (12 Months)

Month	Total	Denials	Denial Reasons					Denial %
			WARRANT	RECORD	*D V	*P O	*OTHER	
MAR '04	4,934	173	40	60	54	16	3	3.5%
FEB '04	5,367	168	49	50	45	21	3	3.1%
JAN '04	4,461	147	40	55	32	13	7	3.3%
DEC '03	9,953	221	50	66	73	29	3	2.2%
NOV '03	5,923	146	37	49	37	16	7	2.5%
OCT '03	5,699	201	52	51	61	29	8	3.5%
SEP '03	5,780	196	44	49	64	20	19	3.4%
AUG '03	4,777	136	39	34	32	25	6	2.8%
JUL '03	3,857	105	33	28	25	14	5	2.7%
JUN '03	3,610	92	28	25	21	15	3	2.5%
MAY '03	4,084	88	31	19	26	10	2	2.2%
APR '03	4,699	129	34	42	28	18	7	2.7%
TOTALS	63,144	1,802	477	528	498	226	73	2.9%

* Note D V = Domestic Violence P O = Protective Order

* OTHER = Drug addiction, Mental Incompetent, Illegal Alien, Renounced Citizenship, Dishonorable Discharge, National Instant Check Denial (NICS)

WEAPONS PURCHASED



FIREARM TRANSFERS BY COUNTY

FIRST QUARTER 2004

There were 14,762 requests to purchase weapons during the 1ST quarter of 2004. 488 requests were denied. The following tables reflect transfer requests by county, and the reason purchases were denied.

COUNTY	REQUESTS	PERCENT	COUNTY	REQUESTS	PERCENT
BEAVER	90	0.6%	PIUTE	0	0%
BOX ELDER	65	0.4%	RICH	0	0%
CACHE	634	4.3%	SALT LAKE	4,465	30.2%
CARBON	299	2.0%	SAN JUAN	12	0.08%
DAGGETT	0	0%	SANPETE	57	0.4%
DAVIS	554	3.8%	SEVIER	293	2.0%
DUCHESNE	77	0.5%	SUMMIT	37	0.3%
EMERY	42	0.3%	TOOELE	446	3.0%
GARFIELD	9	0.06%	UINTAH	908	6.2%
GRAND	60	0.4%	UTAH	2,456	16.6%
IRON	467	3.2%	WASATCH	30	0.2%
JUAB	25	0.2%	WASHINGTON	1,030	7.0%
KANE	57	0.4%	WAYNE	0	.0%
MILLARD	193	1.3%	WEBER	2,437	16.5%
MORGAN	19	0.1%	TOTAL	14,762	

DENIALS

Month	Total	Denials	Denial Reasons					Denial %
			WARRANT	RECORD	*D V	*P O	*OTHER	
MAR '04	4,934	173	40	60	54	16	3	3.5%
FEB '04	5,367	168	49	50	45	21	3	3.1%
JAN '04	4,461	147	40	55	32	13	7	3.3%
	14,762	488	129	165	131	50	13	3.3%

*D.V. = Domestic Violence Conviction *P.O. = Protective Order

* OTHER = Drug addiction, Mental Incompetent, Illegal Alien, Renounce Citizenship, Dishonorable Discharge, National Instant Check Denial (NICS)

1,780 Requests were pawn redemptions, of which 87 were denied.
 12,982 Requests were sales of new or used weapons, of which 401 were denied.

CONCEALED WEAPONS 1ST QUARTER 2004

OVERVIEW

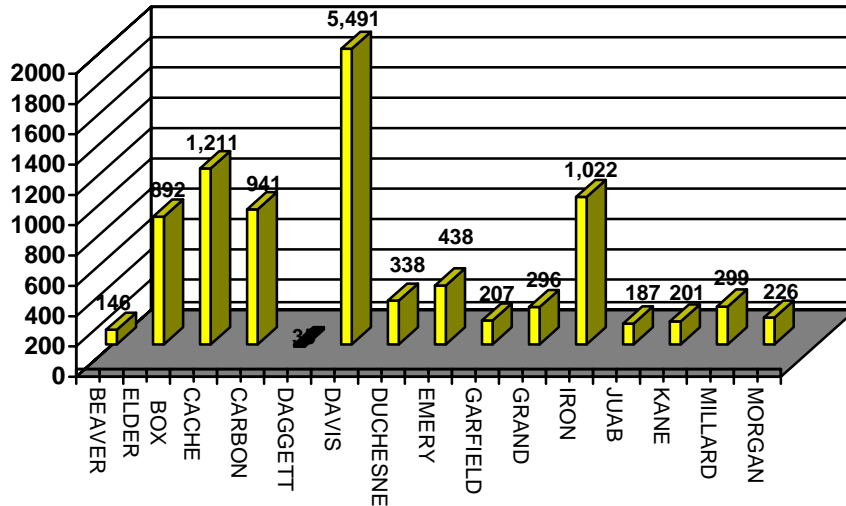
58,766 Total Valid Permits as of Mar 31, 2004

1,932 Permits Issued 1st Quarter

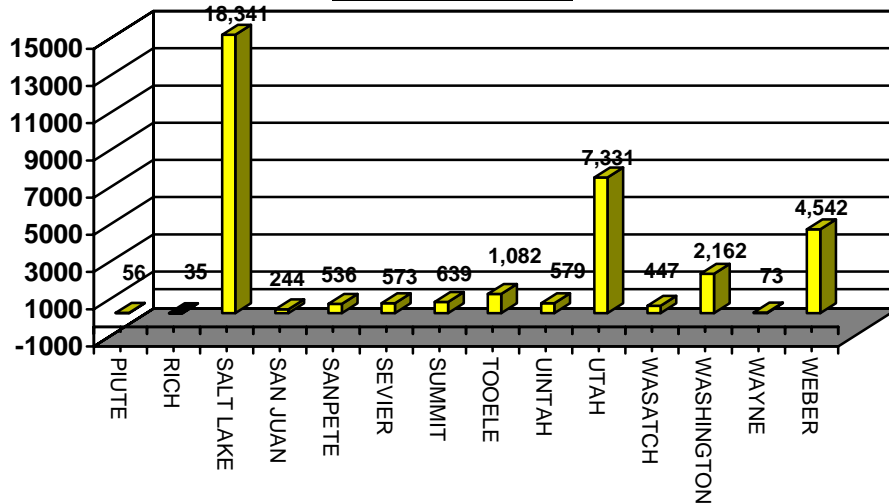
74 Permits Revoked 1st Quarter

CONCEALED PERMIT DISTRIBUTION BY COUNTY

COUNTIES



COUNTIES



CONCEALED PERMIT STATISTICS

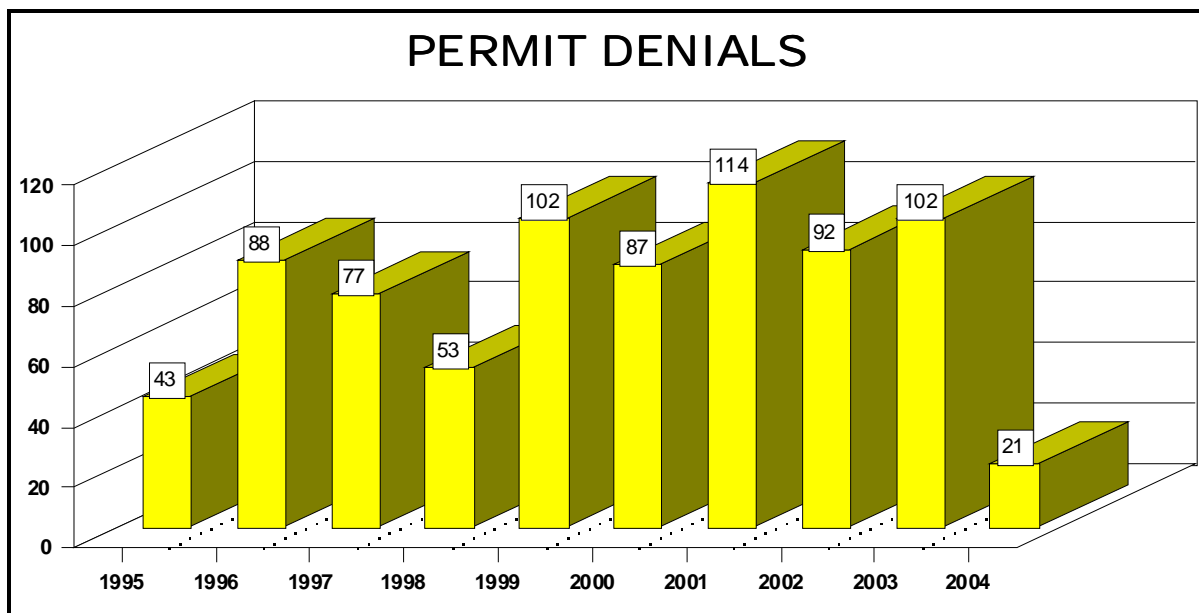
- 31% of total permits are located in Salt Lake County
 - 12.5% of total permits are located in Utah County
 - 9.3% of total permits are located in Davis County
 - 7.7% of total permits are located in Weber County
 - 22.9 % of total permits are located in counties outside the Wasatch front
 - 16.1% of total permits are held by non-residents
- *All percentages rounded

21 new concealed carry applications were denied during the 1st quarter of 2004. The applicant has the right to appeal to the Concealed Permit Review Board, which will review the reason for denial. Approximately 8 revocation and denial appeals are reviewed by the Concealed Permit Board each quarter, the Board overturns approximately 1% after review.

A permit application may be denied for any of the following reasons:

1. Felony conviction
2. Convicted of an offense involving the use of alcohol
3. Convicted of a crime of violence
4. Convicted of any offenses involving controlled substance
5. Convicted of an offense of moral turpitude (fraud, theft, shoplifting, etc.)
6. Convicted of an offense involving domestic violence
7. Has been adjudicated as mentally incompetent
8. Is not qualified to purchase and possess a dangerous weapon or handgun pursuant to federal law
9. Cause to believe applicant may be a danger to self or others by evidence including but not restricted to:
 - A. Past pattern of behavior involving unlawful violence or threats of unlawful violence
 - B. Past participation in incidents involving unlawful violence or threats of unlawful violence
 - C. Conviction of any offense in involving weapons violations
10. Not qualified to purchase and possess a dangerous weapon under federal law.

When assessing good character the bureau may consider mitigating circumstances. Mitigating circumstances may include length of time since an offense, number of offenses, and type of offenses.



REVOCATIONS 1st QUARTER 2004

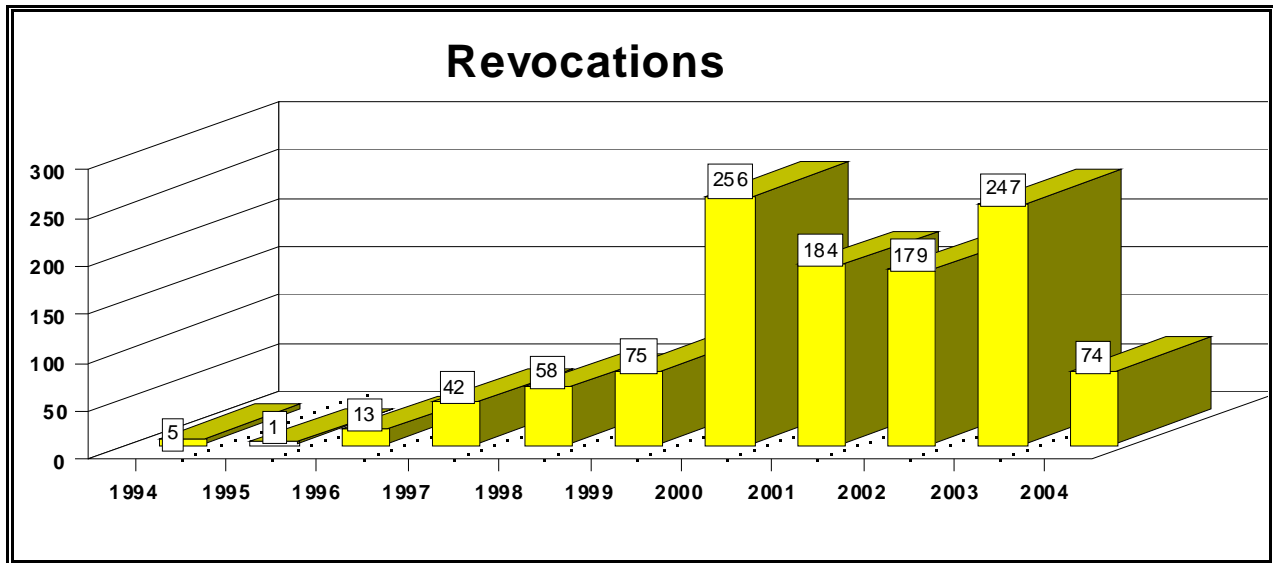
74 Concealed Carry Permits were revoked during the 1st quarter of 2004. Listed below are the reasons for revocation.

REASON	JAN '04	FEB '04	MAR '04
ALCOHOL VIOLATION	1	12	5
PROTECTIVE ORDER	2	0	0
WANTED PERSON	0	0	1
FIREARM OFFENSE	0	2	1
THREAT TO SELF/OTHERS	0	0	1
DOMESTIC VIOLENCE	8	11	4
MORAL TURPITUDE	8	5	1
CONTROLLED SUBSTANCE	1	6	1
FELONY	1	3	0
TOTAL	21	39	14

Felonies included:

Theft by Deception
 Sexual Assault on Child
 Drugs
 Fraud

*Some permit holders had multiple charges, however only the most serious charge is represented.



*In February of 2000, BCI implemented a new program to ensure the integrity of the Utah Concealed Carry Permit by checking arrest records on a daily basis, this accounts for the dramatic 241.3% increase seen in 2000.