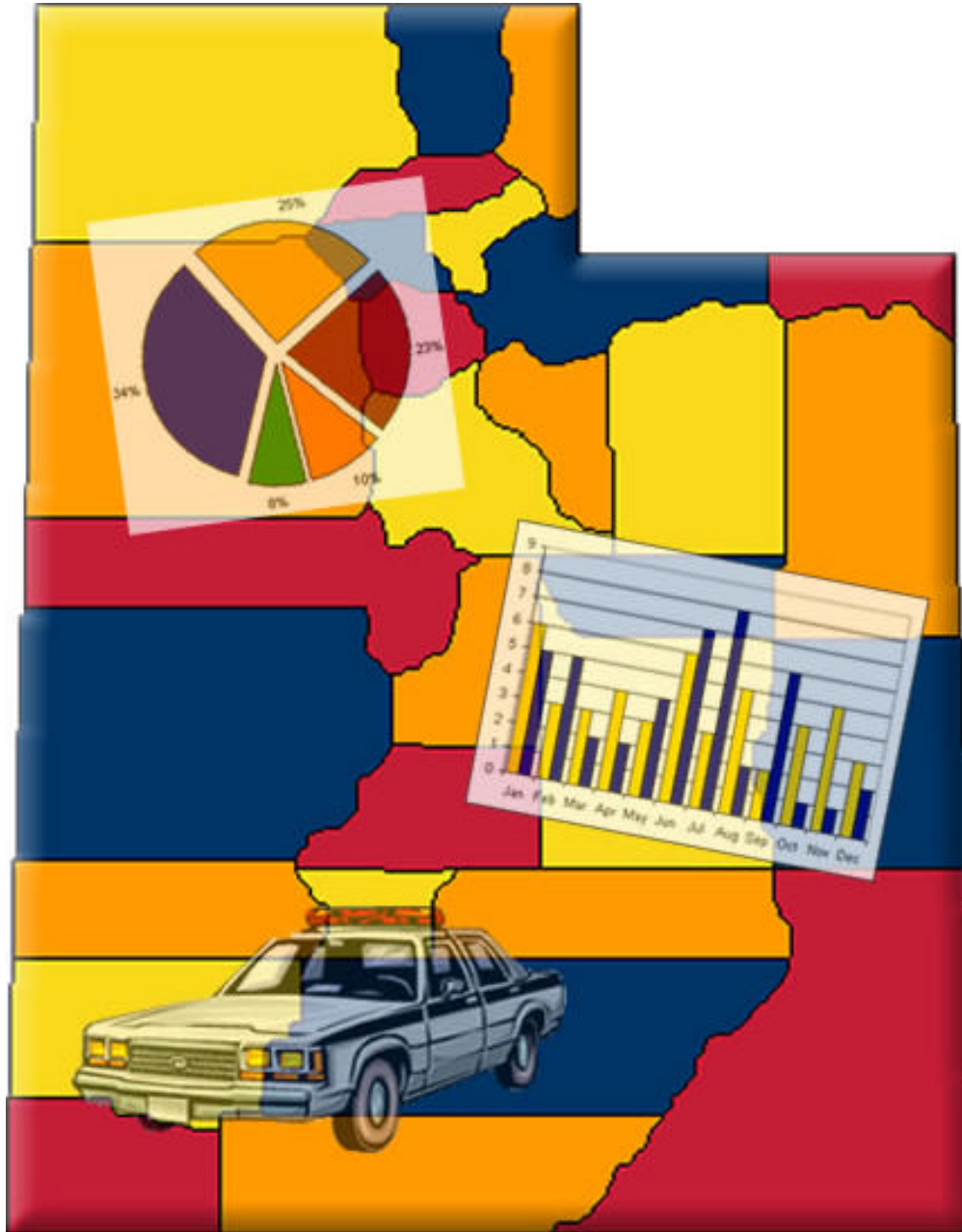


# Crime in Utah

# Quarterly Report

Department of Public Safety

January – March 2005



Department of Public Safety  
Robert L. Flowers, Commissioner

Bureau of Criminal Identification  
Ed McConkie, Bureau Director

# SUMMARY BASED REPORTING

---

## Introduction

This quarterly *Crime in Utah* report is published by the Bureau of Criminal Identification to give governmental leaders and citizens a better understanding of criminal activity in the state. The report is a compilation of crime data reported by local law enforcement agencies throughout the state. The data is reported under the guidelines of the Uniform Crime Reporting (UCR) program, a national program which uses generic crime definitions to ensure that crime data is comparable across political boundaries. BCI forwards data collected from Utah law enforcement agencies to the FBI, who in turn combines it with data from other states to compile and publish an annual report called *Crime in the United States*.

UCR data is collected in two formats: "summary based reporting" which has undergone only minor changes since the 1930's, and "incident based reporting" (IBR) which uses computer technology to collect more detailed information. The summary based system is still used by about half of Utah law enforcement agencies. Therefore, the data from agencies participating in the IBR system is also presented in the summary format to ensure comparable numbers. IBR data is also presented in more detail in a separate section of this report.

In the summary based system, crimes are divided into two categories: *Part I Crimes*, which include criminal homicide (murder, nonnegligent manslaughter, and manslaughter by negligence), forcible rape, robbery, aggravated assault, burglary, larceny-theft, motor vehicle theft, and arson; and *Part II Crimes*, which include all other non-traffic crimes. The Part I crimes, except manslaughter by negligence, make up the "crime index" used by the FBI to track our nation's crime situation. Therefore, these crimes are often referred to as *index crimes*. The number of known offenses and arrests are reported on Part I Crimes, while only arrests are reported on Part II Crimes. If multiple Part I offenses are committed in the same criminal episode, only the most serious offense is reported.

The Part I Crimes are also categorized as *violent crimes* (murder and nonnegligent manslaughter, forcible rape, robbery, and aggravated assault) and *property crimes* (burglary, larceny-theft, motor vehicle theft, and arson) for analysis purposes.

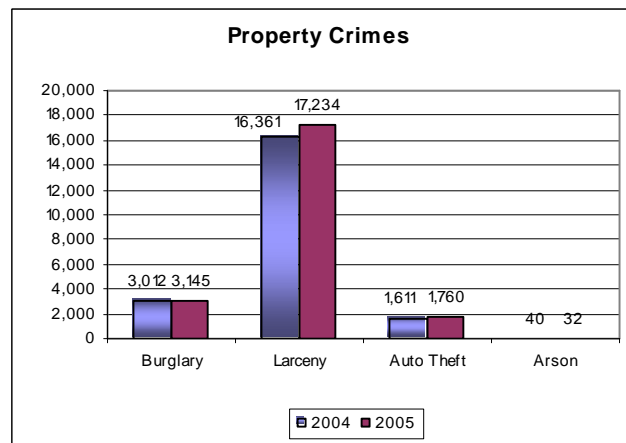
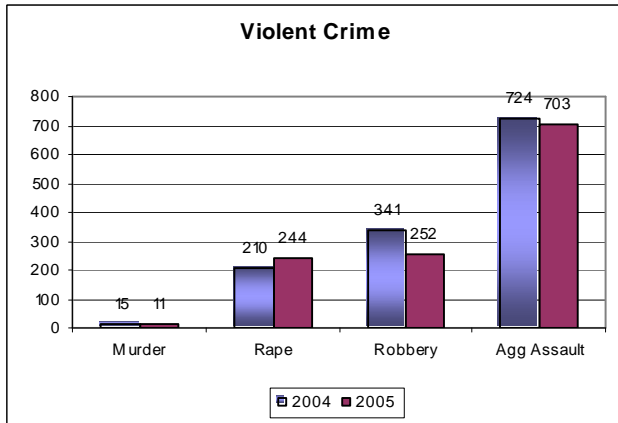
**The statistics presented in this report are only as accurate as the data provided by the local law enforcement agencies.** *Twenty-four law enforcement agencies did not submit data for this report.*

## Summary Analysis

- ? During the first three months of 2005 a total of **23,381** index crimes were reported. This is a **4.78% increase** over the same period in 2004, in which there were **22,314** index crimes reported.
- ? Violent crime **decreased 6.20%**. Murder decreased 26.67%, robbery decreased 26.10%, rape increased 16.19%, while aggravated assault decreased 2.90%.
- ? Property crime **increased 5.46%**. Larceny increased 5.34%, motor vehicle theft increased 9.25%, and arson decreased 20.00% due to the fact that we are counting what law enforcement agencies are reporting, while during previous years we have reported statistics from the Utah Fire Marshal's Office. Burglary increased 4.42%.
- ? There were 29,404 arrests reported in the first three months of 2005. This is down 1.91% from the same time last year. Adult arrests **decreased 2.05%**, juvenile arrests **decreased by 1.48%**.
- ? The dollar value of property stolen during the first three months of 2005 was **\$22,957,296 up by 2.68%** from last year. Reported recoveries totaled **\$7,602,532**, a 9.87% **increase** from last year.

# SUMMARY BASED REPORTING

## Crime Trends – January to March 2005



PROPERTY BY TYPE AND VALUE:	Stolen		Recovered	
	2005	2004	2005	2004
Currency, Notes, Etc.	\$1,604,667	\$1,205,179	\$172,776	\$54,310
Jewelry and Precious Metals	\$1,467,234	\$1,114,725	\$95,187	\$29,314
Clothing and Furs	\$290,799	\$237,787	\$38,569	\$36,429
Locally Stolen Motor Vehicles	\$8,604,670	\$9,537,353	\$6,412,369	\$5,977,230
Office Equipment	\$1,239,092	\$1,209,952	\$66,948	\$78,076
Televisions, Radios, Stereos,	\$1,687,066	\$2,337,608	\$61,679	\$62,992
Firearms	\$144,048	\$202,248	\$49,769	\$18,486
Household Goods	\$377,357	\$458,291	\$12,867	\$39,796
Consumable Goods	\$81,972	\$75,670	\$9,554	\$10,952
Livestock	\$20,723	\$11,276	\$8,615	\$1,225
Miscellaneous	\$7,439,668	\$5,968,039	\$674,199	\$610,555
<b>Total</b>	<b>\$22,957,296</b>	<b>\$22,358,128</b>	<b>\$7,602,532</b>	<b>\$6,919,365</b>

## Summary Based Reporting

### Crime Index Offenses By Contributing Agency – January to March 2005

Agency	Homicide	Rape	Robbery	Aggravated Assault	Burglary	Larceny	Motor Vehicle Theft	Arson	Total Crime Index
BEAVER COUNTY SHERIFF	0	0	0	2	8	14	0	0	24
MINERSVILLE PD	Reports Not Received								0
BOX ELDER COUNTY SHERIFF	0	1	0	0	11	23	1	0	36
BRIGHAM CITY PD	0	2	1	4	27	108	8	0	150
GARLAND PD	Reports Not Received								0
MANTUA PD	Reports Not Received								0
PERRY PD	0	1	1	0	1	11	2	0	16
TREMONTON PD	0	1	0	0	8	36	0	0	45
WILLARD PD	0	0	0	3	1	12	0	0	16
CACHE COUNTY SHERIFF	0	2	0	2	17	88	3	0	112
CACHE-RICH DRUG TASK FORCE	0	0	0	0	1	0	0	0	1
LOGAN PD	0	2	1	3	39	158	8	0	211
NORTH PARK PD	0	0	1	2	10	39	2	0	54
SMITHFIELD PD	0	0	0	0	1	18	1	0	20
USU PD	0	1	0	0	4	31	0	0	36
CARBON COUNTY SHERIFF	0	1	0	8	13	10	1	0	33
COLLEGE OF EASTERN UTAH PD	0	1	0	0	0	1	0	0	2
HELPER PD	0	0	0	0	5	6	3	0	14
PRICE PD	0	0	0	0	8	60	2	0	70
WELLINGTON PD	Reports Not Received								0
EAST CARBON PD	Reports Not Received								0
DAGGETT COUNTY SHERIFF	0	0	0	0	1	3	0	0	4
DAVIS CO SO	See IBR Data								0
BOUNTIFUL PD	0	5	4	6	20	209	14	0	258
CENTERVILLE PD	0	0	1	0	7	45	6	0	59
CLEARFIELD PD	0	3	1	4	22	139	8	0	177
CLINTON PD	0	1	0	3	3	36	2	0	45
FARMINGTON PD	0	2	0	2	9	42	2	0	57
KAYSVILLE PD	0	1	1	0	26	94	6	0	128
LAYTON PD	1	12	8	19	72	370	18	0	500
NORTH SALT LAKE PD	0	0	0	2	9	96	17	0	124
SUNSET PD	0	0	0	0	1	21	0	0	22
SYRACUSE PD	0	1	0	4	8	27	1	0	41
WEST BOUNTIFUL PD	0	0	0	3	1	32	0	0	36
WOODS CROSS PD	0	0	0	0	6	39	11	2	58
DUCHESNE COUNTY SHERIFF	0	1	0	0	9	32	3	0	45
ROOSEVELT PD	0	1	0	1	2	33	2	0	39
EMERY COUNTY SHERIFF	0	0	0	0	8	16	0	0	24
GARFIELD COUNTY SHERIFF	Reports Not Received								0
GRAND COUNTY SHERIFF	0	0	0	2	8	25	2	0	37
MOAB PD	0	1	0	3	12	41	2	0	59
IRON COUNTY SHERIFF	0	3	0	5	9	13	5	1	36
BRIAN HEAD MARSHAL	0	0	0	0	0	2	0	0	2
CEDAR CITY PD	0	0	0	5	21	119	6	1	152
ENOCH PD	Reports Not Received								0
PAROWAN PD	Reports Not Received								0
SOUTHERN UTAH UNIVERSITY PD	0	0	0	0	0	2	0	0	2
JUAB COUNTY SHERIFF	Reports Not Received								0

Agency	Homicide	Rape	Robbery	Aggravated Assault	Burglary	Larceny	Motor Vehicle Theft	Arson	Total Crime Index
NEPHI PD	Reports Not Received								0
KANE COUNTY SHERIFF	0	1	0	0	0	0	1	0	2
KANAB PD	0	0	0	0	3	13	0	0	16
MILLARD COUNTY SHERIFF	0	0	0	5	9	61	4	0	79
MORGAN COUNTY SHERIFF	See IBR Data								0
PIUTE COUNTY SHERIFF	Reports Not Received								0
RICH COUNTY SHERIFF	0	0	0	3	4	3	1	0	11
SALT LAKE COUNTY SHERIFF	1	27	26	92	418	2,279	306	6	3,155
ALTA MARSHAL	Reports Not Received								0
DRAPER PD	0	2	0	1	46	205	13	1	268
GRANITE SCHOOL DISTRICT PD	0	0	0	8	5	19	1	1	34
MIDVALE PD	0	9	6	13	56	309	42	0	435
MURRAY PD	0	6	11	32	69	773	57	4	952
SALT LAKE CITY PD	4	17	88	141	481	2,990	466	8	4,195
SANDY PD	0	9	10	30	103	620	43	0	815
SOUTH JORDAN PD	0	1	0	11	31	159	7	0	209
SOUTH SALT LAKE PD	0	11	11	16	54	416	81	0	589
TAYLORSVILLE PD*	TAYLORSVILLE PD WAS CREATED IN APRIL 2005								0
UNIVERSITY OF UTAH PD	0	0	0	2	16	160	6	0	184
WEST JORDAN PD	0	11	11	18	92	662	59	0	853
WEST VALLEY PD	0	28	21	63	216	1,248	153	0	1,729
SAN JUAN COUNTY SHERIFF	0	0	0	0	2	4	0	0	6
BLANDING PD	0	0	0	1	6	5	2	0	14
MONTICELLO PD	0	0	0	0	0	9	1	0	10
SANPETE COUNTY SHERIFF	0	0	0	2	6	17	4	0	29
CENTERFIELD PD	Reports Not Received								0
EPHRAIM PD	0	1	0	0	9	41	6	0	57
FAIRVIEW PD	Reports Not Received								0
FOUNTAIN GREEN PD	Reports Not Received								0
GUNNISON PD *	0	0	0	0	1	2	0	0	3
MORONI PD	Reports Not Received								0
MT. PLEASANT PD	Reports Not Received								0
SEVIER COUNTY SHERIFF	0	1	0	1	3	26	0	0	31
RICHFIELD PD	0	0	0	1	17	57	0	0	75
SALINA PD	0	1	0	0	4	26	1	0	32
SUMMIT COUNTY SHERIFF	0	2	2	0	9	110	6	0	129
KAMAS PD	Reports Not Received								0
PARK CITY PD	0	1	1	0	19	166	7	0	194
TOOELE COUNTY SHERIFF	0	0	1	0	9	29	2	0	41
GRANTSVILLE PD	0	1	0	0	10	24	1	0	36
STOCKTON POLICE DEPT	0	0	0	0	0	1	0	0	1
TOOELE PD	1	3	0	5	38	143	14	0	204
WENDOVER PD *	0	0	0	0	2	5	0	0	7
UINTAH COUNTY SHERIFF	0	2	0	8	20	23	4	0	57
NAPLES PD	0	0	0	0	7	7	0	0	14
VERNAL PD	0	2	2	3	23	40	4	0	74
UTAH COUNTY SHERIFF	0	5	1	7	39	75	9	5	141
ALPINE/HIGHLAND PD	Reports Not Received								0
AMERICAN FORK PD	0	1	0	3	36	204	19	0	263
BYU PD	0	0	0	0	0	103	1	0	104
LEHI PD	0	4	0	10	76	89	9	0	188
MAPLETON PD	0	0	0	1	1	13	1	0	16
OREM DPS	2	9	2	6	121	728	50	1	919
PAYSON PD	0	3	1	3	52	89	10	1	159
PLEASANT GROVE/LINDON PD *	0	0	2	1	6	69	7	0	85
PROVO PD	1	9	4	27	156	634	29	0	860
SALEM PD	0	0	0	0	4	23	3	0	30
SANTAQUIN/GENOLA PD	0	0	0	3	7	15	4	0	29

Agency	Homicide	Rape	Robbery	Aggravated Assault	Burglary	Larceny	Motor Vehicle Theft	Arson	Total Crime Index
SPANISH FORK PD	0	0	2	3	24	204	11	0	244
SPRINGVILLE PD	0	2	1	4	30	195	7	1	240
UTAH CO MAJOR CRIMES TASK FORCE	0	0	0	0	0	0	0	0	0
UTAH VALLEY STATE COLLEGE									0
WASATCH COUNTY SHERIFF	0	0	0	7	3	40	2	0	52
HEBER PD	Reports Not Received								
WASHINGTON COUNTY SHERIFF	0	2	0	6	17	72	4	0	101
DIXIE COLLEGE PD	Reports Not Received								
HILDALE PD	Reports Not Received								
HURRICANE PD	0	2	0	0	11	34	3	0	50
IVINS TOWN MARSHAL'S OFFICE	0	0	0	0	0	1	0	0	1
LA VERKIN PD *	0	1	0	0	2	2	0	0	5
LEEDS PD	Reports Not Received								
ST. GEORGE PD	0	4	1	28	86	264	31	0	414
WAYNE CO SO	Reports Not Received								
WEBER COUNTY SHERIFF	0	1	0	9	33	204	15	0	262
HARRISVILLE PD	0	1	3	1	12	73	2	0	92
NORTH OGDEN PD	0	0	0	0	8	40	2	0	50
OGDEN PD	1	12	24	34	174	931	94	0	1,270
PLEASANT VIEW PD	0	1	0	2	3	34	1	0	41
RIVERDALE PD	0	0	0	3	8	107	6	0	124
ROY PD	0	5	0	4	23	167	9	0	208
SOUTH OGDEN PD	0	2	1	2	16	96	4	0	121
WEBER STATE UNIVERSITY PD	0	1	1	0	1	25	0	0	28
<b>TOTALS</b>	<b>11</b>	<b>244</b>	<b>252</b>	<b>703</b>	<b>3,145</b>	<b>17,234</b>	<b>1,760</b>	<b>32</b>	<b>23,381</b>

\* This agency did not submit a full three months of data.

\*\* Arson statistics are totaled from the "MONTHLY RETURN OF ARSON OFFENSES KNOWN TO LAW ENFORCEMENT" forms submitted by the agencies.

## Summary Based Reporting

### Arrest Data by Agency – January to March 2005

Agency	Adult	Juvenile
BEAVER COUNTY SHERIFF	97	19
MINERSVILLE PD	NDS	
BOX ELDER COUNTY SHERIFF	52	19
BRIGHAM CITY PD	66	63
GARLAND PD	NDS	
MANTUA PD	NDS	
PERRY PD	7	0
TREMONTON PD	41	19
WILLARD PD	6	1
CACHE COUNTY SHERIFF	242	181
CACHE-RICH DRUG TASK FORCE	3	2
LOGAN PD	398	203
NORTH PARK PD	50	32
SMITHFIELD PD	34	22
USU PD	30	4
CARBON COUNTY SHERIFF	63	3
COLLEGE OF EASTERN UTAH PD	NDS	
HELPER PD	23	19
PRICE PD	98	61
WELLINGTON PD	NDS	
EAST CARBON PD	NDS	
DAGGETT COUNTY SHERIFF	4	0
DAVIS CO SO	See IBR Data	
BOUNTIFUL PD	95	90
CENTERVILLE PD	148	19
CLEARFIELD PD	228	71
CLINTON PD	32	4
FARMINGTON PD	62	26
KAYSVILLE PD	39	81
LAYTON PD	340	247
NORTH SALT LAKE PD	79	17
SUNSET PD	15	12
SYRACUSE PD	9	1
WEST BOUNTIFUL PD	59	17
WOODS CROSS PD	69	27
DUCHESNE COUNTY SHERIFF	153	44
ROOSEVELT PD	126	80
EMERY COUNTY SHERIFF	64	5
GARFIELD COUNTY SHERIFF	NDS	
GRAND COUNTY SHERIFF	47	1
MOAB PD	121	25
IRON COUNTY SHERIFF	53	13
BRIAN HEAD MARSHAL	16	1
CEDAR CITY PD	226	78
ENOCH PD	NDS	
PAROWAN PD	NDS	
SOUTHERN UTAH UNIVERSITY PD	3	0
JUAB COUNTY SHERIFF	NDS	

Agency	Adult	Juvenile
NEPHI PD	NDS	
KANE COUNTY SHERIFF	10	1
BIG WATER MARSHAL'S OFFICE	0	1
KANAB PD	56	14
MILLARD COUNTY SHERIFF	84	6
MORGAN COUNTY SHERIFF	See IBR Data	
PIUTE COUNTY SHERIFF	NDS	
RICH COUNTY SHERIFF	12	1
SALT LAKE COUNTY SHERIFF	2,691	282
ALTA MARSHAL	NDS	
DRAPER PD	112	37
GRANITE SCHOOL DISTRICT PD	10	367
MIDVALE PD	137	59
MURRAY PD	527	158
SALT LAKE CITY PD	4,270	542
SANDY PD	430	391
SOUTH JORDAN PD	212	92
SOUTH SALT LAKE PD	333	60
UNIVERSITY OF UTAH PD	56	4
WEST JORDAN PD	358	306
WEST VALLEY PD	1,185	612
SAN JUAN COUNTY SHERIFF	19	3
BLANDING PD	69	20
MONTICELLO PD	7	10
SANPETE COUNTY SHERIFF	11	2
CENTERFIELD PD	NDS	
EPHRAIM PD	38	9
FAIRVIEW PD	NDS	
FOUNTAIN GREEN PD	NDS	
GUNNISON PD *	3	0
MORONI PD	NDS	
MT. PLEASANT PD	NDS	
SEVIER COUNTY SHERIFF	78	22
RICHFIELD PD	50	54
SALINA PD	63	7
SUMMIT COUNTY SHERIFF	290	23
KAMAS PD	NDS	
PARK CITY PD	160	34
TOOELE COUNTY SHERIFF	56	12
GRANTSVILLE PD	29	77
STOCKTON POLICE DEPT	NDS	
TOOELE PD	276	115
WENDOVER PD *	7	1
UINTAH COUNTY SHERIFF	350	92
NAPLES PD	61	7
VERNAL PD	153	46
UTAH COUNTY SHERIFF	627	101
ALPINE/HIGHLAND PD	NDS	

Agency	Adult	Juvenile
AMERICAN FORK PD	252	86
BYU PD	22	4
LEHI PD	136	69
MAPLETON PD	13	1
OREM DPS	391	259
PAYSON PD	74	63
PLEASANT GROVE/LINDON PD *	172	58
PROVO PD	785	273
SALEM PD	21	4
SANTAQUIN/GENOLA PD	25	10
SPANISH FORK PD	229	105
SPRINGVILLE PD	207	61
UTAH CO MAJOR CRIMES TASK FORCE	109	8
UTAH VALLEY STATE COLLEGE	NDS	
WASATCH COUNTY SHERIFF	31	21
HEBER PD	78	0
WASHINGTON COUNTY SHERIFF	273	0
DIXIE COLLEGE PD	NDS	

NDS – No Data Submitted

\* This agency submitted less than 3 months of data.

Agency	Adult	Juvenile
HILDALE PD	3	1
HURRICANE PD	68	19
IVINS TOWN MARSHAL'S OFFICE	NDS	
LA VERKIN PD *	7	11
LEEDS PD	NDS	
ST. GEORGE PD	769	270
WAYNE CO SO	NDS	
WEBER COUNTY SHERIFF	395	141
HARRISVILLE PD	60	0
NORTH OGDEN PD	39	5
OGDEN PD	1,587	446
PLEASANT VIEW PD	31	0
RIVERDALE PD	113	3
ROY PD	277	71
SOUTH OGDEN PD	128	9
WEBER STATE UNIVERSITY PD	8	0
<b>TOTALS</b>	<b>22,331</b>	<b>7,073</b>



## Summary Based Reporting

### Arrest Data by Offense – January to March 2005

Adult Arrests		
Crime Category	Total Arrests	
	2005	2004
Murder and NonNegligent Manslaughter	8	15
Manslaughter by Negligence	0	2
Forcible Rape	27	36
Robbery	63	111
Assault	203	185
Burglary	265	237
Larceny - Theft	2,421	2,301
Motor Vehicle Theft	86	136
Other Assaults	1,744	1,706
Arson	7	15
<b>Part 1 Crime Arrests</b>	<b>4,827</b>	<b>4,744</b>
Forgery and Counterfeiting	224	319
Fraud	194	193
Embezzlement	0	1
Stolen Property: Buy,Receive,Possess	193	182
Vandalism	400	409
Weapons: Carrying, Possessing, Etc.	195	204
Prostitution and Commercialized Vice	66	77
Sex Offenses	60	73
Sale/Mfg Opium/Cocaine or Derivative	61	53
Sale/Mfg Marijuana	62	70
Sale/Mfg Synthetic Narcotics	11	19
Sale/Other	62	82
Possess Opium/Cocaine or Derivative	178	171
Possess Marijuana	855	859
Possess Synthetic Narcotics	67	99
Possess Other	602	620
Bookmaking	0	0
Numbers and Lottery	0	0
All Other Gambling	0	0
Offenses Against Family and Children	399	285
Driving Under the Influence	1,769	1,799
Liquor Laws	1,701	2,040
Drunkness	995	1,161
Disorderly Conduct	769	845
Vagrancy	33	10
All Other Offenses (Not Traffic)	8,608	8,484
Curfew and Loitering Law Violations	0	0
Run-Aways	0	0
<b>Part 2 Crime Arrests</b>	<b>17,504</b>	<b>18,055</b>
<b>Grand Totals</b>	<b>22,331</b>	<b>22,799</b>

Juvenile Arrests		
Crime Category	Total Arrests	
	2005	2004
Murder and NonNegligent Manslaughter	0	2
Manslaughter by Negligence	0	0
Forcible Rape	19	14
Robbery	15	21
Assault	67	93
Burglary	99	87
Larceny - Theft	1,374	1,395
Motor Vehicle Theft	59	67
Other Assaults	688	627
Arson	23	25
<b>Part 1 Crime Arrests</b>	<b>2,344</b>	<b>2,331</b>
Forgery and Counterfeiting	14	20
Fraud	13	21
Embezzlement	0	0
Stolen Property: Buy,Receive,Possess	35	43
Vandalism	421	374
Weapons: Carrying, Possessing, Etc.	92	104
Prostitution and Commercialized Vice	2	0
Sex Offenses	51	64
Sale/Mfg Opium/Cocaine or Derivative	1	7
Sale/Mfg Marijuana	24	25
Sale/Mfg Synthetic Narcotics	5	2
Sale/Other	17	12
Possess Opium/Cocaine or Derivative	6	7
Possess Marijuana	220	326
Possess Synthetic Narcotics	10	8
Possess Other	85	75
Bookmaking	0	0
Numbers and Lottery	0	0
All Other Gambling	2	0
Offenses Against Family and Children	29	10
Driving Under the Influence	33	39
Liquor Laws	537	652
Drunkness	43	53
Disorderly Conduct	714	866
Vagrancy	146	30
All Other Offenses (Not Traffic)	1,675	1,644
Curfew and Loitering Law Violations	373	304
Run-Aways	181	162
<b>Part 2 Crime Arrests</b>	<b>4,729</b>	<b>4,848</b>
<b>Grand Totals</b>	<b>7,073</b>	<b>7,179</b>

# INCIDENT BASED REPORTING

## Introduction – What is Incident Based Reporting?

The National Incident Based Reporting System (NIBRS) is an updated method of collecting crime data within the UCR program. It was designed to provide more comprehensive data for the management of crime in our society. In an incident based reporting (IBR) system, computer technology is used to collect more detailed information about the crimes that occur. The availability of detailed information about criminal activity, stored in a computer data base, makes the analysis of criminal activity a viable tool for law enforcement administrators and other public officials.

The Utah Incident Based Reporting System was implemented in 1991; 54 agencies submitted IBR data for this report. The data accepted by the Utah repository is also forwarded to the NIBRS repository where the FBI uses it to depict criminal activity nationwide.

The data from the IBR system is not directly comparable to the data from the summary based reports. Information about each incident and arrest is collected for 22 offense categories comprised of 46 Group A offenses. All offenses that occur in a criminal episode are reported, not just the most serious. Only arrest data is collected for 11 Group B crimes.

Converting to IBR takes a lot of planning, work, and patience. It also requires enough foresight to see the value of accurate, detailed crime data in understanding and managing this serious problem. BCI appreciates the following agencies which have made the commitment to participate in the NIBRS program:

Agency	Months Submitted
BOUNTIFUL PD	3
BYU PD	3
CACHE-RICH DRUG TASK FORCE	3
CARBON COUNTY SHERIFF	3
CENTERVILLE PD	3
CLEARFIELD PD	3
CLINTON PD	3
DAVIS COUNTY SHERIFF	3
DUCHESNE COUNTY SHERIFF	3
FARMINGTON PD	3
GRANTSVILLE PD	3
HELPER PD	3
KAYSVILLE PD	3
LAYTON PD	3
LOGAN PD	3
MIDVALE PD	3
MILLARD COUNTY SHERIFF	3
MORGAN COUNTY SHERIFF	3
MURRAY PD	3
NAPLES PD	3
NORTH OGDEN PD	3
NORTH SALT LAKE PD	3
OGDEN PD	3
PLEASANT GROVE PD *	2
PRICE PD	3
PROVO PD	3
RIVERDALE PD	3
ROOSEVELT PD	3

Agency	Months Submitted
ROY PD	3
SALT LAKE CITY PD	3
SALT LAKE COUNTY SHERIFF	3
SANDY PD	3
SOUTH JORDAN PD	3
SOUTH OGDEN PD	3
SOUTH SALT LAKE PD	3
SOUTHERN UTAH UNIVERSITY PD	3
SPANISH FORK PD	3
ST. GEORGE PD	3
SUNSET PD	3
SYRACUSE PD	3
TAYLORSVILLE PD **	0
TOOELE COUNTY SHERIFF	3
TOOELE PD	3
UINTAH COUNTY SHERIFF	3
UTAH COUNTY MAJOR CRIMES TASK FORCE	3
UTAH STATE UNIV - LOGAN	3
VERNAL PD	3
WASATCH COUNTY SHERIFF	3
WASHINGTON COUNTY SHERIFF	3
WEBER COUNTY SHERIFF	3
WEBER STATE UNIVERSITY PD	3
WEST JORDAN PD	3
WEST VALLEY PD	3
WOODS CROSS PD	3

\*\* Taylorsville PD was formed on April 1, 2005, the incidents reported in the 1<sup>st</sup> quarter occurred prior to April 1, 2005, but were not reported until after the creation of the Taylorsville PD.

# Incident Based Reporting

## January – March 2005 – Crimes Against Persons & Society

Agency	Assault Offenses	Homicide Offenses	Kidnapping/ Abduction	Sex Offenses - Forcible	Sex Offenses - Nonforcible	Drug/Narcotic Offenses	Gambling Offenses	Pornography Obscene Material	Prostitution Offenses	Weapon Law Violations
BOUNTIFUL PD	74	0	0	14	0	33	0	1	1	5
BYU PD	2	0	0	0	0	1	0	0	0	1
CACHE-RICH DRUG TASK FORCE	0	0	0	0	0	99	0	0	0	3
CARBON COUNTY SHERIFF	16	0	0	2	0	23	0	0	0	5
CENTERVILLE PD	20	0	0	0	0	42	0	1	0	7
CLEARFIELD PD	62	0	0	15	1	52	0	0	0	4
CLINTON PD	35	0	0	5	1	8	0	0	0	0
DAVIS COUNTY SHERIFF	26	0	1	2	2	99	0	0	0	4
DUCHESNE COUNTY SHERIFF	12	0	1	4	0	65	0	0	0	7
FARMINGTON PD	20	0	0	4	0	22	0	0	0	0
GRANTSVILLE PD	9	0	0	3	0	12	0	0	0	1
HELPER PD	6	0	0	0	0	18	0	0	0	0
KAYSVILLE PD	36	0	0	15	1	14	0	0	0	1
LAYTON PD	142	0	6	35	2	49	0	1	4	12
LOGAN PD	49	0	0	4	0	42	0	0	0	8
MIDVALE PD	139	0	0	12	0	52	0	0	1	11
MILLARD COUNTY SHERIFF	10	0	0	4	0	16	0	0	0	0
MORGAN COUNTY SHERIFF	11	0	0	1	0	13	0	0	0	2
MURRAY PD	188	0	0	13	0	77	0	0	0	10
NAPLES PD	4	0	0	0	0	10	0	0	0	0
NORTH OGDEN PD	11	0	0	6	0	10	0	0	1	0
NORTH SALT LAKE PD	15	0	0	1	0	16	0	0	0	0
OGDEN PD	109	1	3	10	1	109	0	0	2	12
PLEASANT GROVE PD	26	0	1	0	0	108	0	0	0	7
PRICE PD	27	0	0	0	2	56	0	0	0	5
PROVO PD	177	1	10	23	2	218	0	1	0	26
RIVERDALE PD	34	0	0	0	0	37	0	0	0	3
ROOSEVELT PD	23	0	0	2	0	13	0	0	0	7
ROY PD	87	0	10	17	0	36	0	0	0	8
SALT LAKE CITY PD	1,040	4	9	79	2	635	1	2	94	86
SALT LAKE COUNTY SHERIFF	659	1	11	108	3	438	0	2	4	30
SANDY PD	232	0	3	22	0	184	0	0	0	9
SOUTH JORDAN PD	75	0	0	3	1	80	0	0	1	4
SOUTH OGDEN PD	22	0	0	4	0	76	0	0	0	7
SOUTH SALT LAKE PD	163	0	1	16	3	98	0	0	0	11
SOUTHERN UTAH UNIVERSITY PD	0	0	0	0	0	0	0	0	0	0
SPANISH FORK PD	28	0	1	1	1	17	0	0	0	1
ST. GEORGE PD	101	0	3	5	2	171	0	0	0	17
SUNSET PD	10	0	0	1	0	15	0	0	0	2
SYRACUSE PD	28	0	1	3	1	3	0	0	0	0
TAYLORSVILLE PD**	1	0	0	2	0	0	0	0	0	1
TOOELE COUNTY SHERIFF	5	0	0	3	0	1	0	0	0	0
TOOELE PD	88	0	5	12	0	31	0	0	1	2
UINTAH COUNTY SHERIFF	38	0	0	5	5	85	0	0	0	17
UTAH COUNTY MAJOR CRIMES TASK FORCE	0	0	0	0	0	145	0	0	0	8
UTAH STATE UNIV - LOGAN	4	0	0	1	0	6	0	0	0	1
VERNAL PD	18	0	2	2	1	34	0	1	0	4
WASATCH COUNTY SHERIFF	19	0	1	5	0	11	0	0	0	0

Agency	Assault Offenses	Homicide Offenses	Kidnapping/ Abduction	Sex Offenses - Forcible	Sex Offenses - Nonforcible	Drug/Narcotic Offenses	Gambling Offenses	Pornography Obscene Material	Prostitution Offenses	Weapon Law Violations
WASHINGTON COUNTY SHERIFF	37	0	0	5	0	64	0	0	0	4
WEBER COUNTY SHERIFF	97	0	0	12	2	82	0	0	0	8
WEBER STATE UNIVERSITY PD	0	0	0	1	0	0	0	0	0	0
WEST JORDAN PD	209	0	0	42	2	158	0	0	0	25
WEST VALLEY PD	555	0	4	68	3	419	0	2	1	70
WOODS CROSS PD	9	0	1	4	0	40	0	0	0	1
<b>TOTAL IBR AGENCIES</b>	<b>4,808</b>	<b>7</b>	<b>74</b>	<b>596</b>	<b>38</b>	<b>4,143</b>	<b>1</b>	<b>11</b>	<b>110</b>	<b>457</b>

\* Less than three months submitted

\*\* Taylorsville PD was formed on April 1, 2005, the incidents reported in the 1<sup>st</sup> quarter occurred prior to April 1, 2005, but were not reported until after the creation of the Taylorsville PD.

IBR OFFENSES CONTINUED ON THE NEXT PAGE

# Incident Based Reporting

## January – March 2005 – Crimes Against Property

Agency	Arson	Bribery	Burglary	Counterfeiting/ Forgery	Destruction of Property	Embezzlement	Extortion	Fraud	Larceny/Theft	Motor Vehicle Theft	Robbery	Stolen Property	Total- ALL IBR OFFENSES
BOUNTIFUL PD	0	0	20	17	2	1	0	30	217	17	4	4	440
BYU PD	0	0	0	1	15	0	0	2	104	1	0	1	128
CACHE-RICH DRUG TASK FORCE	0	0	1	0	0	0	0	1	1	0	0	0	105
CARBON COUNTY SHERIFF	0	0	13	0	13	0	0	2	12	1	0	0	87
CENTERVILLE PD	1	0	7	6	44	0	0	30	45	8	1	5	217
CLEARFIELD PD	1	0	24	4	107	0	0	15	141	9	1	3	439
CLINTON PD	0	0	3	4	31	0	0	10	36	2	0	0	135
DAVIS COUNTY SHERIFF	0	0	8	2	20	0	0	8	44	4	1	4	225
DUCHESNE COUNTY SHERIFF	1	0	9	0	26	0	0	0	39	4	0	2	170
FARMINGTON PD	0	0	10	1	24	0	0	1	47	3	0	16	148
GRANTSVILLE PD	0	0	10	4	39	0	0	3	26	1	0	1	109
HELPER PD	0	0	6	1	3	0	0	0	6	5	0	2	47
KAYSVILLE PD	0	0	26	8	35	0	0	5	95	6	1	0	243
LAYTON PD	2	0	72	43	225	0	0	43	388	23	8	9	1,064
LOGAN PD	0	0	41	21	94	1	0	25	189	9	1	3	487
MIDVALE PD	0	0	57	31	206	0	0	24	313	45	6	4	901
MILLARD COUNTY SHERIFF	0	0	2	0	5	0	0	0	32	0	0	1	70
MORGAN COUNTY SHERIFF	0	0	0	0	13	0	0	0	11	1	0	0	52
MURRAY PD	1	0	71	52	396	0	0	44	793	75	11	0	1,731
NAPLES PD	0	0	7	0	9	0	0	1	15	0	0	0	46
NORTH OGDEN PD	0	0	8	2	39	0	0	3	41	4	0	2	127
NORTH SALT LAKE PD	1	0	9	3	16	0	0	1	96	14	0	1	173
OGDEN PD	1	0	41	22	232	0	0	14	264	27	8	6	862
PLEASANT GROVE PD	0	0	6	13	19	0	0	17	72	9	2	4	284
PRICE PD	0	0	9	5	29	0	0	2	66	3	0	1	205
PROVO PD	3	0	158	31	219	1	0	31	867	39	4	42	1,853
RIVERDALE PD	0	0	9	21	49	0	0	19	108	6	0	2	288
ROOSEVELT PD	1	0	2	1	18	0	0	3	34	2	0	2	108
ROY PD	0	0	24	5	127	0	1	12	171	10	0	2	510
SALT LAKE CITY PD	12	0	492	143	1,218	6	4	270	3,038	482	88	77	7,782
SALT LAKE COUNTY SHERIFF	5	0	426	265	1,144	2	2	349	2,319	330	26	59	6,183
SANDY PD	1	0	106	43	197	0	0	47	627	58	10	18	1,557
SOUTH JORDAN PD	3	0	32	8	73	1	0	30	166	10	0	7	494
SOUTH OGDEN PD	2	0	16	12	50	0	0	9	99	7	1	0	305
SOUTH SALT LAKE PD	3	1	54	32	288	0	0	41	422	92	11	9	1,245
SOUTHERN UTAH UNIVERSITY PD	0	0	0	0	1	0	0	0	2	0	0	0	3
SPANISH FORK PD	2	0	26	33	97	0	0	40	268	12	2	2	531
ST. GEORGE PD	0	0	91	18	183	5	0	15	392	37	1	0	1,041
SUNSET PD	0	0	1	0	1	0	0	1	22	0	0	0	53
SYRACUSE PD	0	0	8	4	14	0	0	5	27	1	0	3	98
TAYLORSVILLE PD**	0	0	2	2	2	0	0	10	7	0	0	0	27
TOOELE COUNTY SHERIFF	0	0	9	0	9	0	0	1	34	2	1	0	65
TOOELE PD	6	0	40	10	116	0	0	27	146	14	0	5	503
UINTAH COUNTY SHERIFF	1	0	20	7	24	0	0	5	29	7	0	3	246
UTAH COUNTY MAJOR CRIMES TASK FORCE	0	0	0	0	5	0	0	0	0	0	0	0	158

Agency	Arson	Bribery	Burglary	Counterfeiting/ Forgery	Destruction of Property	Embezzlement	Extortion	Fraud	Larceny/Theft	Motor Vehicle Theft	Robbery	Stolen Property	Total- ALL IBR OFFENSES
UTAH STATE UNIV - LOGAN	0	0	4	0	16	0	0	3	32	0	0	0	67
VERNAL PD	1	0	24	8	38	0	0	4	52	4	2	1	196
WASATCH COUNTY SHERIFF	0	0	4	0	18	0	0	0	41	3	0	0	102
WASHINGTON COUNTY SHERIFF	0	0	17	2	69	1	0	8	81	5	0	0	293
WEBER COUNTY SHERIFF	1	0	35	6	101	0	0	19	210	17	0	2	592
WEBER STATE UNIVERSITY PD	0	0	0	0	4	0	0	1	5	0	0	0	11
WEST JORDAN PD	2	0	94	55	366	1	0	75	669	67	11	8	1,784
WEST VALLEY PD	6	0	223	114	467	1	0	107	1,349	189	21	62	3,661
WOODS CROSS PD	2	0	6	1	15	0	1	14	40	8	0	8	150
<b>TOTAL IBR AGENCIES</b>	<b>59</b>	<b>1</b>	<b>2,383</b>	<b>1,061</b>	<b>6,571</b>	<b>20</b>	<b>8</b>	<b>1,427</b>	<b>14,350</b>	<b>1,673</b>	<b>222</b>	<b>381</b>	<b>38,401</b>

\*Less than three months of data submitted.

\*\* Taylorsville PD was formed on April 1, 2005, the incidents reported in the 1<sup>st</sup> quarter occurred prior to April 1, 2005, but were not reported until after the creation of the Taylorsville PD.