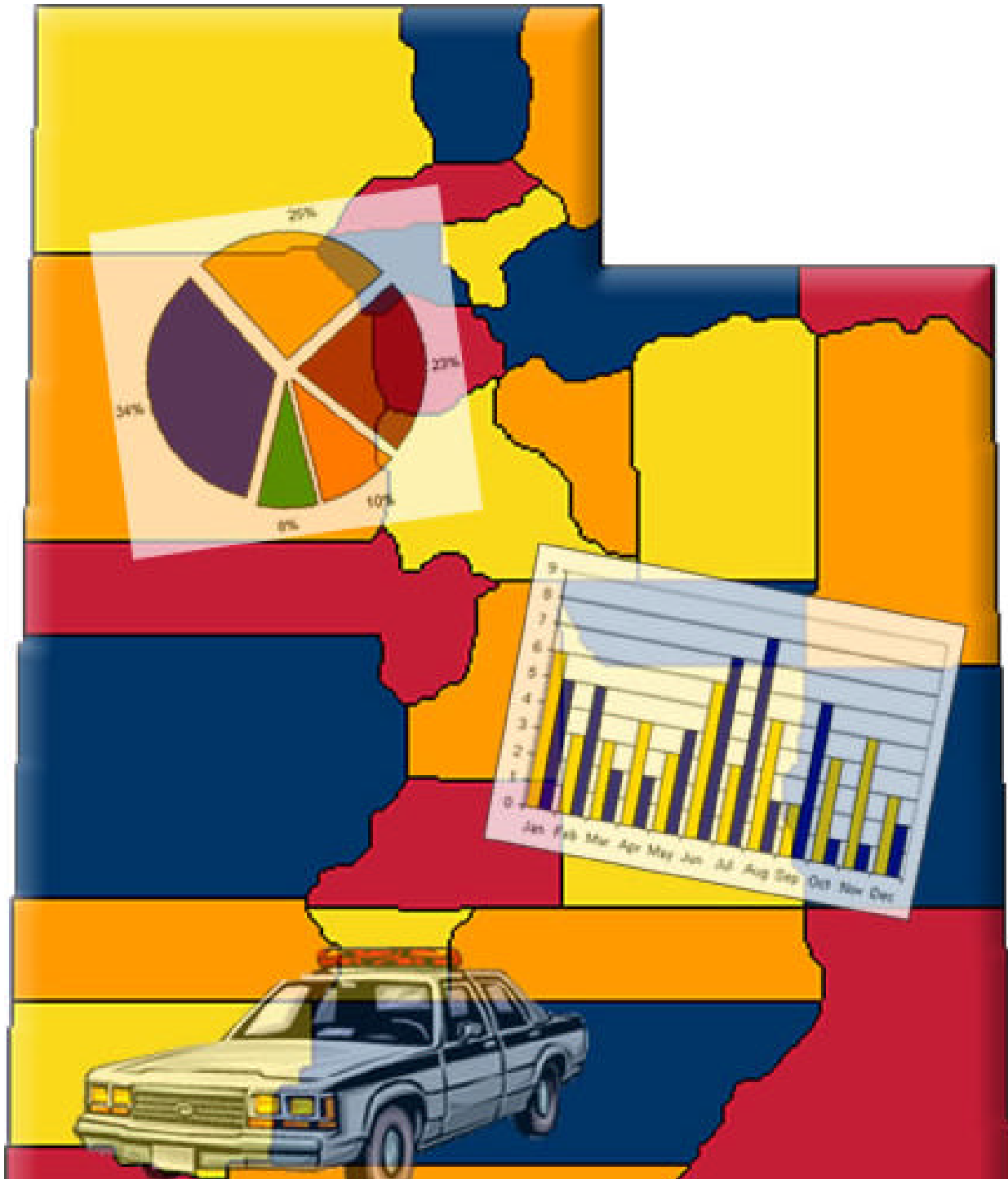


Crime in Utah Biannual Report

Department of Public Safety

January – June 2007



Department of Public Safety
Scott Duncan, Commissioner

Bureau of Criminal Identification
Ed McConkie, Bureau Director

SUMMARY BASED REPORTING

Introduction

This quarterly *Crime in Utah* report is published by the Bureau of Criminal Identification to give governmental leaders and citizens a better understanding of criminal activity in the state. The report is a compilation of crime data reported by local law enforcement agencies throughout the state. The data is reported under the guidelines of the Uniform Crime Reporting (UCR) program, a national program which uses generic crime definitions to ensure that crime data is comparable across political boundaries. BCI forwards data collected from Utah law enforcement agencies to the FBI, who in turn combines it with data from other states to compile and publish an annual report called *Crime in the United States*.

UCR data is collected in two formats: "summary based reporting" which has undergone only minor changes since the 1930's, and "incident based reporting" (IBR) which uses computer technology to collect more detailed information. The summary based system is still used by about half of Utah law enforcement agencies. Therefore, the data from agencies participating in the IBR system is also presented in the summary format to ensure comparable numbers. IBR data is presented in more detail in a separate section of this report.

In the summary based system, crimes are divided into two categories: *Part I Crimes*, which include criminal homicide (murder, nonnegligent manslaughter, and manslaughter by negligence), forcible rape, robbery, aggravated assault, burglary, larceny-theft, motor vehicle theft, and arson; and *Part II Crimes*, which include all other non-traffic crimes. The Part I crimes, except manslaughter by negligence, make up the "crime index" used by the FBI to track our nation's crime situation. Therefore, these crimes are often referred to as *index crimes*. The number of known offenses and arrests are reported on Part I Crimes, while only arrests are reported on Part II Crimes. If multiple Part I offenses are committed in the same criminal episode, only the most serious offense is reported.

The Part I Crimes are categorized as *violent crimes* (murder and nonnegligent manslaughter, forcible rape, robbery, and aggravated assault) and *property crimes* (burglary, larceny-theft, motor vehicle theft, and arson) for analysis purposes.

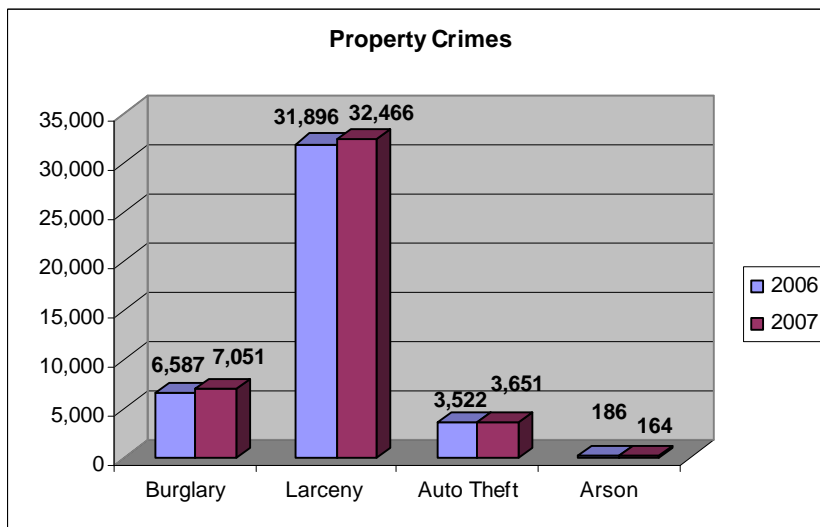
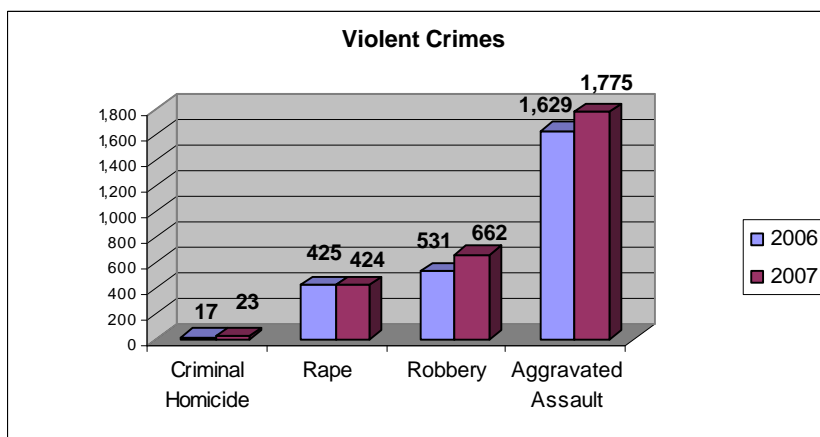
The statistics presented in this report are only as accurate as the data provided by the local law enforcement agencies. *Twenty-four law enforcement agencies did not submit data for this report.*

Summary Analysis

- ✍ During the first six months of 2007, a total of **46,217** index crimes were reported. This is a **3.18% increase** over the same period in 2006, in which there were **44,793** index crimes reported.
- ✍ Violent crime **increased 10.80%**. Murder **increased 35.29%**, robbery **increased 24.67%**, and aggravated assault **increased 8.96%**, while rape **decreased 0.24%**.
- ✍ Property crime **increased 2.70%**. Larceny **increased 1.79%**, motor vehicle theft **increased 3.66%**, and burglary **increased 7.04%**. Arson **decreased 11.83%**.
- ✍ There were **65,133** arrests reported in the first six months of 2007. This is up **6.80%** from the same time last year. Adult arrests **increased 7.48%**, juvenile arrests **increased by 4.59%**.
- ✍ The dollar value of property stolen during the first six months of 2007 was **\$49,463,837, which is a decrease of 2.55%**. Reported recoveries totaled **\$15,398,139, a 5.74% increase** from last year.

SUMMARY BASED REPORTING

Crime Trends – January to June 2007



PROPERTY BY TYPE AND VALUE:	Stolen		Recovered	
	2006	2007	2006	2007
Currency, Notes, Etc.	\$3,091,622	\$3,019,031	\$422,469	\$66,532
Jewelry and Precious Metals	\$3,413,575	\$3,909,377	\$272,390	\$346,499
Clothing and Furs	\$585,006	\$518,486	\$87,552	\$98,609
Locally Stolen Motor Vehicles	\$17,197,192	\$18,442,583	\$12,300,193	\$12,716,415
Office Equipment	\$2,686,837	\$2,906,453	\$127,153	\$142,511
Televisions, Radios, Stereos, etc.	\$3,443,090	\$3,216,513	\$140,060	\$182,839
Firearms	\$254,895	\$324,054	\$26,833	\$29,921
Household Goods	\$946,291	\$865,451	\$83,715	\$38,328
Consumable Goods	\$130,587	\$150,339	\$15,079	\$21,931
Livestock	\$15,765	\$42,654	\$1,200	\$9,770
Miscellaneous	\$18,995,198	\$16,068,896	\$1,085,333	\$1,744,784
Total	\$50,760,058	\$49,463,837	\$14,561,977	\$15,398,139

Summary Based Reporting

Crime Index Offenses By Contributing Agency – January to June 2007

Agency	Homicide	Rape	Robbery	Agg. Assault	Burglary	Larceny	Auto Theft	Arson**	2007 Total
BEAVER COUNTY SHERIFF	0	0	0	5	11	34	1	0	51
MINERSVILLE PD	No Data Submitted								0
BOX ELDER COUNTY SHERIFF	0	2	0	0	26	70	1	0	99
BRIGHAM CITY PD	0	1	3	10	39	240	11	0	304
GARLAND PD	No Data Submitted								0
MANTUA PD	No Data Submitted								0
PERRY PD	0	1	0	3	7	26	0	1	38
TREMONTON PD	0	2	0	3	13	82	4	0	104
WILLARD PD	No Data Submitted								0
CACHE COUNTY SHERIFF	0	10	1	3	65	191	7	0	277
CACHE-RICH DRUG TASK FORCE	0	0	0	0	2	1	0	0	3
LOGAN PD	0	1	3	10	22	182	7	0	225
NORTH PARK PD	0	0	0	1	15	75	4	0	95
SMITHFIELD PD	0	0	0	1	8	56	4	0	69
UTAH STATE UNIV - LOGAN	0	0	0	0	8	49	1	0	58
CARBON COUNTY SHERIFF	0	2	0	6	12	38	5	3	66
CEU PD	No Data Submitted								0
EAST CARBON PD	No Data Submitted								0
HELPER PD	0	1	0	6	3	7	1	0	18
PRICE PD	0	0	0	6	14	143	4	0	167
WELLINGTON PD	No Data Submitted								0
DAGGETT COUNTY SHERIFF	0	0	0	0	2	2	0	0	4
DAVIS COUNTY SHERIFF	0	1	0	14	36	41	9	2	103
BOUNTIFUL PD	0	8	7	14	52	423	10	2	516
CENTERVILLE PD	0	1	0	10	21	148	3	0	183
CLEARFIELD PD	0	2	3	17	50	358	21	2	453
CLINTON PD	0	3	0	2	13	111	11	0	140
DAVIS COUNTY TASK FORCE	No Data Submitted								0
FARMINGTON PD	0	1	0	0	21	79	2	0	103
KAYSVILLE PD	0	1	0	6	38	192	7	0	244
LAYTON PD	1	8	8	23	122	783	23	14	982
NORTH SALT LAKE PD	0	1	1	2	83	110	12	0	209
SUNSET PD	0	0	0	1	15	49	1	0	66
SYRACUSE PD	0	5	0	5	16	86	10	0	122
WEST BOUNTIFUL PD	0	2	0	1	12	22	0	0	37
WOODS CROSS PD	0	1	2	1	23	110	10	0	147
* DUCHESNE COUNTY SHERIFF	0	0	0	1	4	11	0	0	16
* ROOSEVELT PD	0	0	0	1	0	13	1	0	15
EMERY COUNTY SHERIFF	0	0	0	1	36	67	4	0	108
GARFIELD COUNTY SHERIFF	No Data Submitted								0
GRAND COUNTY SHERIFF	0	0	0	3	7	21	1	0	32
MOAB PD	0	0	0	6	6	84	0	0	96
IRON COUNTY SHERIFF	0	4	1	8	34	46	14	1	108
BRIAN HEAD MARSHAL	0	0	0	1	1	19	0	0	21
CEDAR CITY PD	0	9	1	7	59	315	17	1	409
PAROWAN PD	No Data Submitted								0
SOUTHERN UTAH UNIV PD	0	0	0	2	6	16	2	0	26

Agency	Homicide	Rape	Robbery	Agg. Assault	Burglary	Larceny	Auto Theft	Arson**	2007 Total
JUAB COUNTY SHERIFF	0	1	0	0	22	29	4	0	56
* NEPHI PD	0	1	0	3	12	40	2	0	58
KANE COUNTY SHERIFF	0	1	0	1	6	6	0	0	14
BIG WATER MARSHAL'S OFFICE	No Data Submitted								0
* KANAB PD	0	0	0	0	0	4	1	0	5
MILLARD COUNTY SHERIFF	0	1	0	7	25	93	5	1	132
MORGAN COUNTY SHERIFF	No Data Submitted								0
PIUTE COUNTY SHERIFF	No Data Submitted								0
RICH COUNTY SHERIFF	0	0	0	3	17	18	0	0	38
SALT LAKE COUNTY SHERIFF	1	38	48	239	833	3,124	409	23	4,715
ALTA MARSHAL	No Data Submitted								0
DRAPER PD	0	2	0	3	71	191	15	1	283
GRANITE SCHOOL DISTRICT PD	0	0	3	9	6	35	3	4	60
MIDVALE PD	0	10	9	28	104	529	158	1	839
MURRAY PD	1	9	26	36	190	1,108	129	0	1,499
SALT LAKE CITY PD	11	56	225	391	957	5,433	888	25	7,986
SANDY PD	0	20	15	54	255	1,148	96	6	1,594
SOUTH JORDAN PD	0	0	0	13	91	396	31	0	531
SOUTH SALT LAKE PD	1	18	24	57	150	722	179	0	1,151
TAYLORSVILLE PD	0	17	31	61	190	904	147	1	1,351
UNIV OF UTAH PD	1	0	1	1	6	235	13	0	257
UTAH TRANSIT AUTHORITY DPS	0	0	2	1	0	42	0	0	45
WEST JORDAN PD	1	19	24	45	246	1,176	124	6	1,641
WEST VALLEY PD	3	35	70	160	476	2,167	417	12	3,340
* SAN JUAN COUNTY SHERIFF	0	0	0	1	0	1	0	0	2
BLANDING PD	0	0	0	0	2	6	1	0	9
MONTICELLO PD	0	0	0	1	2	14	0	0	17
SANPETE COUNTY SHERIFF	No Data Submitted								0
EPHRAIM PD	0	0	0	0	16	49	0	2	67
FAIRVIEW PD	No Data Submitted								0
FOUNTAIN GREEN PD	No Data Submitted								0
GUNNISON PD	0	0	0	0	14	24	0	0	38
MORONI PD	No Data Submitted								0
MT PLEASANT PD	No Data Submitted								0
SEVIER COUNTY SHERIFF	0	1	0	6	26	60	7	0	100
RICHFIELD PD	0	0	0	1	26	108	5	1	141
SALINA PD	0	0	0	1	6	46	1	0	54
SUMMIT COUNTY SHERIFF	0	5	0	2	50	257	9	0	323
KAMAS PD	No Data Submitted								0
PARK CITY PD	0	1	0	0	45	225	13	0	284
* TOOEELE COUNTY SHERIFF	0	1	0	0	5	11	0	0	17
GRANTSVILLE PD	0	1	0	2	17	70	7	0	97
STOCKTON PD	No Data Submitted								0
TOOELE PD	0	8	3	19	66	327	25	9	457
WENDOVER PD	0	1	0	1	3	14	2	0	21
UINTAH COUNTY SHERIFF	0	4	0	16	24	90	14	2	150
* NAPLES PD	0	0	0	0	1	2	1	0	4
VERNAL PD	0	0	0	0	8	39	4	0	51
UTAH COUNTY SHERIFF	0	1	0	13	79	153	13	2	261
ALPINE/HIGHLAND PD	0	4	0	0	61	93	9	0	167
AMERICAN FORK/CEDAR HILLS PD	1	4	5	11	75	389	19	4	508
BYU PD	0	0	0	0	10	144	1	2	157
LEHI PD	0	5	3	1	63	343	34	0	449
MAPLETON PD	0	0	0	0	17	32	0	0	49
OREM DPS	0	9	7	17	114	1,199	73	1	1,420

Agency	Homicide	Rape	Robbery	Agg. Assault	Burglary	Larceny	Auto Theft	Arson**	2007 Total
PAYSON PD	0	0	3	3	39	191	14	0	250
PLEASANT GROVE PD	0	2	3	7	54	362	15	3	446
PROVO PD	0	14	9	43	210	1,233	92	2	1,603
SALEM PD	0	0	1	0	10	35	0	0	46
SANTAQUIN PD	0	1	1	0	10	25	0	0	37
SPANISH FORK PD	0	1	5	3	60	275	11	2	357
SPRINGVILLE PD	0	3	3	10	69	297	15	1	398
UTAH CO MAJOR CRIMES TASK FORCE	0	0	0	1	0	1	0	0	2
UTAH VALLEY STATE COLLEGE PD	0	0	0	0	3	42	3	0	48
* WASATCH COUNTY SHERIFF	0	0	0	3	7	43	4	0	57
* HEBER CITY PD	0	1	0	2	23	13	2	0	41
WASHINGTON COUNTY SHERIFF	1	0	2	4	26	28	3	0	64
DIXIE COLLEGE PD	No Data Submitted								0
* HILDALE PD	0	0	0	1	4	1	0	0	6
HURRICANE PD	0	1	0	8	54	103	13	0	179
# IVINS DPS	See IBR Data								0
LA VERKIN PD	0	3	0	0	12	22	5	0	42
LEEDS POLICE DEPT	0	0	0	0	1	2	0	0	3
ST. GEORGE PD	1	9	8	70	314	752	50	5	1,209
WASHINGTON CITY PD	0	2	1	1	28	91	7	0	130
WAYNE COUNTY SHERIFF	0	0	0	2	1	10	1	0	14
WEBER COUNTY SHERIFF	1	4	5	12	120	462	32	2	638
HARRISVILLE PD	0	0	0	6	16	97	5	0	124
NORTH OGDEN PD	0	2	0	0	17	85	1	1	106
OGDEN PD	0	22	85	199	558	2,051	262	12	3,189
PLEASANT VIEW PD	0	0	0	2	12	54	0	0	68
RIVERDALE PD	0	1	2	6	25	191	15	0	240
ROY PD	0	10	3	2	53	385	28	5	486
SOUTH OGDEN PD	0	8	5	5	29	194	6	2	249
WEBER STATE UNIV PD	0	0	0	1	7	25	0	0	33
PARKS AND RECREATION	No Data Submitted								0
WILDLIFE RESOURCES	No Data Submitted								0
Grand Totals	24	424	662	1,775	7,051	32,466	3,651	164	46,217

This agency is in IBR testing. See the Incident Based Report.

* This agency did not submit a full six months of data.

** Arson statistics are totaled from the "MONTHLY RETURN OF ARSON OFFENSES KNOWN TO LAW ENFORCEMENT" forms submitted by the agencies.

Summary Based Reporting

Arrest Data by Agency – January to June 2007

Agency	Adult	Juvenile	Agency Total
BEAVER COUNTY SHERIFF	128	33	161
MINERSVILLE PD	NDS		
BOX ELDER COUNTY SHERIFF	137	26	163
BRIGHAM CITY PD	96	178	274
GARLAND PD	NDS		
MANTUA PD	NDS		
PERRY PD	29	0	29
TREMONTON PD	61	54	115
WILLARD PD	NDS		
CACHE COUNTY SHERIFF	563	272	835
CACHE-RICH DRUG TASK FORCE	99	13	112
LOGAN PD	890	541	1,431
NORTH PARK PD	83	38	121
SMITHFIELD PD	63	33	96
UTAH STATE UNIV	50	6	56
CARBON COUNTY SHERIFF	123	28	151
COLLEGE OF EASTERN UTAH PD	NDS		
EAST CARBON PD	NDS		
HELPER PD	67	35	102
PRICE PD	232	149	381
WELLINGTON PD	NDS		
DAGGETT COUNTY SHERIFF	11	0	11
DAVIS COUNTY SHERIFF	480	101	581
BOUNTIFUL PD	328	204	532
CENTERVILLE PD	524	51	575
CLEARFIELD PD	401	275	676
CLINTON PD	298	111	409
DAVIS COUNTY TASK FORCE	40	0	40
FARMINGTON PD	150	41	191
KAYSVILLE PD	75	142	217
LAYTON PD	761	587	1,348
NORTH SALT LAKE PD	253	56	309
SUNSET PD	16	4	20
SYRACUSE PD	101	58	159
WEST BOUNTIFUL PD	55	12	67
WOODS CROSS PD	243	48	291
* DUCHESNE COUNTY SHERIFF	71	5	76
* ROOSEVELT PD	30	16	46
EMERY COUNTY SHERIFF	141	5	146
GARFIELD COUNTY SHERIFF	NDS		
GRAND COUNTY SHERIFF	143	8	151
MOAB PD	208	33	241
IRON COUNTY SHERIFF	120	3	123
BRIAN HEAD MARSHAL	7	3	10
CEDAR CITY PD	546	207	753
PAROWAN PD	NDS		
SOUTHERN UTAH UNIV PD	17	4	21
JUAB COUNTY SHERIFF	94	5	99
* NEPHI PD	130	22	152
KANE COUNTY SHERIFF	27	0	27
BIG WATER MARSHAL'S OFFICE	NDS		

Agency	Adult	Juvenile	Agency Total
* KANAB PD	16	7	23
MILLARD COUNTY SHERIFF	97	63	160
MORGAN COUNTY SHERIFF	NDS		
PIUTE COUNTY SHERIFF	NDS		
RICH COUNTY SHERIFF	23	6	29
SALT LAKE COUNTY SHERIFF	5,445	825	6,270
ALTA MARSHAL	NDS		
DRAPER PD	179	51	230
GRANITE SCHOOL DISTRICT PD	30	735	765
MIDVALE PD	144	48	192
MURRAY PD	911	249	1,160
SALT LAKE CITY PD	10,230	894	11,124
SANDY PD	1,193	752	1,945
SOUTH JORDAN PD	312	144	456
SOUTH SALT LAKE PD	803	109	912
TAYLORSVILLE PD	856	230	1,086
UNIV OF UTAH PD	95	6	101
UTAH TRANSIT AUTHORITY DPS	255	42	297
WEST JORDAN PD	855	605	1,460
WEST VALLEY PD	2,386	1,109	3,495
* SAN JUAN COUNTY SHERIFF	25	6	31
BLANDING PD	110	32	142
MONTICELLO PD	21	2	23
SANPETE COUNTY SHERIFF	NDS		
EPHRAIM PD	60	21	81
FAIRVIEW PD	NDS		
FOUNTAIN GREEN PD	NDS		
GUNNISON PD	35	11	46
MORONI PD	NDS		
MT PLEASANT PD	NDS		
SEVIER COUNTY SHERIFF	117	58	175
RICHFIELD PD	145	80	225
SALINA PD	69	27	96
SUMMIT COUNTY SHERIFF	507	0	507
KAMAS PD	NDS		
PARK CITY PD	217	38	255
* TOOELE COUNTY SHERIFF	12	2	14
GRANTSVILLE PD	86	69	155
STOCKTON PD	NDS		
TOOELE PD	740	278	1,018
WENDOVER PD	30	4	34
UINTAH COUNTY SHERIFF	628	144	772
* NAPLES PD	41	5	46
VERNAL PD	506	99	605
UTAH COUNTY SHERIFF	1,172	296	1,468
ALPINE/HIGHLAND PD	70	45	115
AMERICAN FORK/CEDAR HILLS PD	564	221	785
BRIGHAM YOUNG UNIV PD	60	8	68
LEHI PD	294	190	484
MAPLETON PD	81	20	101
OREM DPS	1,731	459	2,190
PAYSON PD	308	144	452

Agency	Adult	Juvenile	Agency Total
PLEASANT GROVE PD	519	159	678
PROVO PD	1,770	724	2,494
SALEM PD	55	8	63
SANTAQUIN PD	107	24	131
SPANISH FORK PD	211	47	258
SPRINGVILLE PD	385	114	499
UTAH CO MAJOR CRIMES TASK	152	18	170
UTAH VALLEY STATE COLLEGE PD	13	1	14
* WASATCH COUNTY SHERIFF	41	21	62
* HEBER CITY PD	74	1	75
WASHINGTON COUNTY SHERIFF	210	14	224
DIXIE COLLEGE PD	NDS		
* HILDALE PD	7	4	11
HURRICANE PD	378	134	512
LA VERKIN PD	36	0	36
LEEDS POLICE DEPT	4	0	4

Agency	Adult	Juvenile	Agency Total
ST. GEORGE PD	1,401	614	2,015
WASHINGTON CITY PD	96	10	106
WAYNE COUNTY SHERIFF	12	10	22
WEBER COUNTY SHERIFF	925	282	1,207
HARRISVILLE PD	109	0	109
NORTH OGDEN PD	109	6	115
OGDEN PD	3,114	1,106	4,220
PLEASANT VIEW PD	31	0	31
RIVERDALE PD	260	1	261
ROY PD	482	220	702
SOUTH OGDEN PD	201	13	214
WEBER STATE UNIV PD	9	0	9
PARKS AND RECREATION	NDS		
WILDLIFE RESOURCES	NDS		
Grand Total	50,061	15,072	65,133

NDS – No Data Submitted

* This agency submitted less than 6 months of data.

Summary Based Reporting

Arrest Data by Offense – January to June 2007

Juvenile Arrests		
Crime Category	Total Arrests	
	2006	2007
Murder & Nonnegligent Manslaughter	0	1
Manslaughter by Negligence	0	1
Forcible Rape	31	47
Robbery	27	38
Aggravated Assault	114	110
Burglary	189	181
Larceny/Theft	2,552	2,697
Motor Vehicle Theft	104	109
Simple Assault	1,243	1,168
Arson	35	49
Part 1 Crime Arrests	4,295	4,401
Forgery and Counterfeiting	20	20
Fraud	37	36
Embezzlement	0	2
Stolen Property Offenses	75	101
Vandalism	1,007	975
Weapons Offenses	242	214
Prostitution	1	5
Sex Offenses	95	116
Sale/Opium	4	4
Sale/Marijuana	29	35
Sale/Synthetic Narcotics	4	9
Sale/Other	27	20
Possess/Opium	19	23
Possess/Marijuana	489	475
Possess/Synthetic Narcotics	11	8
Possess/Other	226	227
Bookmaking	0	0
Numbers and Lottery	0	0
All Other Gambling	0	2
Family and Children	48	57
D.U.I.	78	66
Liquor Laws	1,501	1,494
Drunkenness	74	117
Disorderly Conduct	1,299	1,451
Vagrancy	158	122
All Other Offenses	3,313	3,654
Curfew and Loitering Law Violations	1,040	1,084
Run-Aways	318	354
Part 2 Crime Arrests	10,115	10,671
Grand Totals	14,410	15,072

Adult Arrests		
Crime Category	Total Arrests	
	2006	2007
Murder & Nonnegligent Manslaughter	12	13
Manslaughter by Negligence	2	2
Forcible Rape	60	60
Robbery	163	164
Aggravated Assault	484	488
Burglary	375	397
Larceny/Theft	3,894	4,421
Motor Vehicle Theft	171	200
Simple Assault	3,982	4,002
Arson	28	18
Part 1 Crime Arrests	9,171	9,765
Forgery and Counterfeiting	448	477
Fraud	352	553
Embezzlement	5	6
Stolen Property Offenses	315	330
Vandalism	1,049	1,135
Weapons Offenses	401	445
Prostitution	258	149
Sex Offenses	141	168
Sale/Opium	155	238
Sale/Marijuana	97	133
Sale/Synthetic Narcotics	29	40
Sale/Other	136	129
Possess/Opium	478	631
Possess/Marijuana	1,542	1,615
Possess/Synthetic Narcotics	214	161
Possess/Other	1,129	1,197
Bookmaking	0	0
Numbers and Lottery	0	0
All Other Gambling	4	0
Family and Children	1,103	1,069
D.U.I.	3,531	3,555
Liquor Laws	4,106	4,126
Drunkenness	2,580	2,584
Disorderly Conduct	1,721	2,042
Vagrancy	12	10
All Other Offenses	17,598	19,502
Curfew and Loitering Law Violations	0	1
Run-Aways	0	0
Part 2 Crimes Arrests	37,404	40,296
Grand Totals	46,575	50,061

INCIDENT BASED REPORTING

Introduction – What is Incident Based Reporting?

The National Incident Based Reporting System (NIBRS) is an updated method of collecting crime data within the UCR program. It was designed to provide more comprehensive data for the management of crime in our society. In an incident based reporting (IBR) system, computer technology is used to collect more detailed information about the crimes that occur. The availability of detailed information about criminal activity, stored in a computer data base, makes the analysis of criminal activity a viable tool for law enforcement administrators and other public officials.

The Utah Incident Based Reporting System was implemented in 1991. Fifty-five agencies submitted IBR data for this report. The data accepted by the Utah repository is forwarded to the NIBRS repository where the FBI uses it to depict criminal activity nationwide.

The data from the IBR system is not directly comparable to the data from the summary based reports. Information about each incident and arrest is collected for 22 offense categories comprised of 46 Group A offenses. All offenses that occur in a criminal episode are reported, not just the most serious. Only arrest data is collected for 11 Group B crimes.

Converting to IBR takes a lot of planning, work, and patience. It also requires enough foresight to see the value of accurate, detailed crime data in understanding and managing this serious problem. BCI appreciates the following agencies which have made the commitment to participate in the NIBRS program:

AGENCY	MONTHS SUBMITTED
BOUNTIFUL PD	6
BRIGHAM YOUNG UNIV PD	6
CACHE-RICH DRUG TASK FORCE	6
CARBON COUNTY SHERIFF	6
CENTERVILLE PD	6
CLEARFIELD PD	6
CLINTON PD	6
DAVIS COUNTY SHERIFF	6
DAVIS COUNTY TASK FORCE	6
DUCHESNE COUNTY SHERIFF	2
GRANTSVILLE PD	6
HEBER CITY PD	4
HELPER PD	6
IVINS CITY PUBLIC SAFETY	3
KAYSVILLE PD	6
LAYTON PD	6
LOGAN PD	6
MIDVALE PD	6
MILLARD COUNTY SHERIFF	6
MURRAY PD	6
NAPLES PD	1
NORTH OGDEN PD	6
NORTH SALT LAKE PD	6
OGDEN PD	6
PLEASANT GROVE PD	6
PRICE PD	6
PROVO PD	6

AGENCY	MONTHS SUBMITTED
RIVERDALE PD	6
ROOSEVELT PD	1
ROY PD	6
SALT LAKE CITY PD	6
SALT LAKE COUNTY SHERIFF	6
SANDY PD	6
SOUTH JORDAN PD	6
SOUTH OGDEN PD	6
SOUTH SALT LAKE PD	6
SPANISH FORK PD	6
ST. GEORGE PD	6
SUNSET PD	6
SYRACUSE PD	6
TAYLORSVILLE PD	6
TOOELE COUNTY SHERIFF	1
TOOELE PD	6
UTAH STATE UNIV	6
VERNAL PD	6
WASATCH COUNTY SHERIFF	3
WASHINGTON CITY PD	6
WASHINGTON COUNTY SHERIFF	6
WEBER COUNTY SHERIFF	6
WEST BOUNTIFUL PD	6
WEST JORDAN PD	6
WEST VALLEY PD	6
WOODS CROSS PD	6

Incident Based Reporting

January – June 2007 – Crimes Against Persons & Society

Agency	Homicide Offenses	Assault Offenses	Kidnapping /Abduction	Sex Offenses-Forcible	Sex Offenses-Nonforcible	Drug/ Narcotic Offenses	Gambling Offenses	Pornography/ Obscene Material	Prostitution Offenses	Weapon Law Violations
BOUNTIFUL PD	0	156	2	29	2	88	0	1	0	7
BRIGHAM YOUNG UNIV PD	0	13	0	1	0	0	0	0	0	1
CACHE-RICH DRUG TASK FORCE	0	0	0	0	0	128	0	0	0	0
CARBON COUNTY SHERIFF	0	22	0	6	1	50	0	0	0	7
CENTERVILLE PD	0	32	0	10	0	107	0	0	0	6
CLEARFIELD PD	0	126	1	37	0	95	0	2	0	19
CLINTON PD	0	46	0	8	1	56	0	2	0	5
DAVIS COUNTY SHERIFF	0	66	0	4	3	269	0	0	0	20
DAVIS COUNTY TASK FORCE	0	0	0	0	0	56	0	0	0	1
DRAPER PD	0	68	0	10	1	96	0	0	0	6
* DUCHESNE COUNTY SHERIFF	0	15	1	3	0	21	0	0	0	0
FARMINGTON PD	0	19	0	4	0	30	0	0	0	0
GRANTSVILLE PD	0	27	0	9	0	18	0	2	0	3
* HEBER CITY PD	0	2	0	0	6	0	0	0	0	0
HELPER PD	0	13	0	2	0	37	0	0	0	1
* IVINS CITY PUBLIC SAFETY	0	11	0	3	0	1	0	0	0	1
KAYSVILLE PD	0	66	2	12	0	26	0	0	0	8
LAYTON PD	1	342	5	55	2	116	0	6	1	27
LOGAN PD	0	101	0	9	0	125	0	1	0	29
MIDVALE PD	0	232	5	19	0	155	0	2	2	18
MILLARD COUNTY SHERIFF	0	41	2	3	0	24	0	2	0	1
MURRAY PD	1	351	1	34	0	179	0	1	0	16
* NAPLES PD	0	1	0	0	0	8	0	0	0	0
NORTH OGDEN PD	0	22	0	13	0	27	0	2	0	4
NORTH SALT LAKE PD	0	37	0	2	2	25	0	2	0	3
OGDEN PD	0	1,123	32	65	8	549	0	2	24	129
PLEASANT GROVE PD	0	104	1	16	0	139	0	0	0	4
PRICE PD	0	47	1	2	2	80	0	0	0	7
PROVO PD	0	391	30	59	3	445	0	9	1	88
RIVERDALE PD	0	56	0	5	0	140	0	0	1	4
* ROOSEVELT PD	0	6	0	1	0	4	0	0	0	2
ROY PD	0	150	13	38	0	62	0	3	0	7
SALT LAKE CITY PD	11	2,404	32	179	10	1,786	0	4	165	203
SALT LAKE COUNTY SHERIFF	1	1,272	14	168	1	686	0	3	2	79
SANDY PD	0	429	4	53	2	528	0	7	2	45
SOUTH JORDAN PD	0	148	2	6	0	79	0	1	0	14
SOUTH OGDEN PD	0	43	0	8	0	58	0	0	0	4
SOUTH SALT LAKE PD	1	410	6	29	4	230	0	1	4	21
SPANISH FORK PD	0	65	2	12	0	100	0	0	0	9
ST. GEORGE PD	1	364	11	32	3	394	0	5	0	36
SUNSET PD	0	39	0	0	0	49	0	0	0	1
SYRACUSE PD	0	58	1	7	2	25	0	0	0	1
TAYLORSVILLE POLICE DEPARTMENT	0	416	10	41	0	232	0	1	0	17
* TOOELE COUNTY SHERIFF	0	3	0	1	0	9	0	0	0	0

Agency	Homicide Offenses	Assault Offenses	Kidnapping /Abduction	Sex Offenses-Forcible	Sex Offenses-Nonforcible	Drug/ Narcotic Offenses	Gambling Offenses	Pornography/ Obscene Material	Prostitution Offenses	Weapon Law Violations
TOOELE PD	0	222	11	42	6	69	0	1	0	8
UTAH STATE UNIV	0	4	0	0	0	6	0	0	0	2
VERNAL PD	0	15	2	0	0	68	0	0	0	7
* WASATCH COUNTY SHERIFF	0	19	0	1	0	17	0	0	0	1
WASHINGTON CITY PD	0	46	1	7	1	13	0	1	0	6
WASHINGTON COUNTY SHERIFF	1	59	3	2	3	186	0	2	0	14
WEBER COUNTY SHERIFF	1	212	5	31	2	126	0	27	0	18
WEST BOUNTIFUL PD	0	8	0	2	0	8	0	2	0	0
WEST JORDAN PD	1	510	3	74	3	288	0	2	0	40
WEST VALLEY PD	3	1,020	15	133	13	683	0	10	0	97
WOODS CROSS PD	0	36	2	5	0	50	0	0	0	3
TOTALS	22	11,488	220	1,292	81	8,846	0	104	202	1,050

* Less than six months submitted.

IBR OFFENSES CONTINUED ON THE NEXT PAGE

Incident Based Reporting

January – June 2007 – Crimes Against Property

Agency	Arson	Bribery	Burglary/Breaking & Entering	Counterfeiting/ Forgery	Destruction/ Damage/ Vandalism	Embezzlement	Extortion/ Blackmail	Fraud Offenses	Larceny/Theft Offenses	Motor Vehicle Theft	Robbery	Stolen Property Offenses	Total Of All IBR Crimes
BOUNTIFUL PD	2	0	53	25	9	1	0	81	433	11	7	2	909
BRIGHAM YOUNG UNIV PD	2	0	10	0	27	0	0	2	144	1	0	3	204
CACHE-RICH DRUG TASK FORCE	0	0	2	1	0	0	0	0	3	0	0	0	134
CARBON COUNTY SHERIFF	3	0	13	1	40	0	0	4	39	7	0	0	193
CENTERVILLE PD	0	0	21	5	55	1	0	16	150	5	0	0	408
CLEARFIELD PD	2	0	50	10	277	0	0	33	359	21	3	2	1,037
CLINTON PD	0	0	14	7	75	0	0	34	113	11	0	2	374
DAVIS COUNTY SHERIFF	2	0	14	3	76	1	0	21	44	9	0	2	534
DAVIS COUNTY TASK FORCE	0	0	0	0	0	0	0	0	0	0	0	0	57
DRAPER PD	1	0	110	31	96	0	0	26	296	22	0	6	769
* DUCHESNE COUNTY SHERIFF	0	0	4	1	9	0	0	1	11	0	0	1	67
FARMINGTON PD	0	0	21	3	46	2	0	15	83	2	0	2	227
GRANTSVILLE PD	0	0	17	4	48	0	0	11	70	5	0	0	214
* HEBER CITY PD	0	0	23	2	11	0	0	1	13	2	0	0	60
HELPER PD	0	0	3	0	20	0	0	3	7	1	0	2	89
* IVINS CITY PUBLIC SAFETY	0	0	9	2	22	0	0	3	20	0	0	0	72
KAYSVILLE PD	0	0	38	13	152	0	0	35	194	9	0	3	558
LAYTON PD	14	0	125	68	463	0	0	150	800	32	8	4	2,219
LOGAN PD	0	0	24	23	125	2	0	9	192	8	3	4	655
MIDVALE PD	1	0	110	51	341	0	0	66	537	165	9	10	1,723
MILLARD COUNTY SHERIFF	1	0	25	0	19	0	0	1	93	5	0	1	218
* MURRAY PD	0	0	194	73	700	6	1	119	1,131	141	26	1	2,975
NAPLES PD	0	0	1	0	6	0	0	0	2	1	0	0	19
NORTH OGDEN PD	1	0	17	4	81	0	1	12	86	1	0	0	271
NORTH SALT LAKE PD	0	0	83	8	89	1	1	18	121	14	1	13	420
OGDEN PD	12	0	450	121	1,632	2	1	133	1,774	265	69	41	6,432
PLEASANT GROVE PD	3	0	54	38	205	1	0	65	371	17	3	4	1,025
PRICE PD	0	0	14	7	55	0	0	9	146	4	0	1	375
PROVO PD	2	0	215	33	946	0	0	78	1,558	138	9	68	4,073
RIVERDALE PD	0	0	26	21	73	0	0	44	195	17	2	2	586
* ROOSEVELT PD	0	0	0	1	4	0	0	0	13	2	0	0	33
ROY PD	5	0	55	20	217	0	1	46	394	31	3	4	1,049
SALT LAKE CITY PD	25	0	981	299	2,290	10	3	564	5,411	964	226	154	15,721
SALT LAKE COUNTY SHERIFF	23	1	844	219	1,928	6	1	628	3,240	442	48	51	9,657
SANDY PD	6	0	257	77	504	5	0	125	1,172	116	15	39	3,386
SOUTH JORDAN PD	0	0	92	27	172	0	0	179	421	35	0	3	1,179
SOUTH OGDEN PD	2	0	30	21	78	1	0	31	197	11	5	0	489
SOUTH SALT LAKE PD	0	0	157	74	675	0	0	52	746	193	24	27	2,654
SPANISH FORK PD	2	0	61	22	200	0	0	57	288	13	5	3	839
ST. GEORGE PD	5	0	321	79	650	3	0	152	1,062	60	8	21	3,207
SUNSET PD	0	0	15	1	33	0	0	6	60	2	0	0	206
SYRACUSE PD	0	0	16	7	63	0	0	15	87	11	0	2	295
TAYLORSVILLE POLICE DEPARTMENT	1	0	194	97	547	1	0	187	950	152	31	16	2,893
* TOOEELE COUNTY SHERIFF	0	0	5	0	2	0	0	2	11	0	0	0	33
TOOEELE PD	9	0	70	16	286	0	1	91	332	35	3	6	1,208

Agency	Arson	Bribery	Burglary/Breaking & Entering	Counterfeiting/ Forgery	Destruction/ Damage/ Vandalism	Embezzlement	Extortion/ Blackmail	Fraud Offenses	Larceny/Theft Offenses	Motor Vehicle Theft	Robbery	Stolen Property Offenses	Total Of All IBR Crimes
UTAH STATE UNIV	0	0	6	0	11	0	0	2	43	0	0	1	75
VERNAL PD	0	0	8	5	44	0	1	8	45	6	0	0	209
WASATCH COUNTY SHERIFF	0	0	7	0	16	0	0	0	43	5	0	0	109
WASHINGTON CITY PD	0	0	43	10	104	0	0	24	132	10	2	8	408
WASHINGTON COUNTY SHERIFF	0	0	26	5	63	0	0	12	38	5	2	7	428
WEBER COUNTY SHERIFF	2	0	122	8	394	2	0	53	491	37	5	6	1,542
WEST BOUNTIFUL PD	0	0	12	2	5	0	0	4	26	0	0	4	73
WEST JORDAN PD	6	0	251	136	937	1	0	139	1,264	130	24	19	3,828
WEST VALLEY PD	12	0	489	174	956	0	1	232	2,230	481	70	108	6,727
WOODS CROSS PD	0	0	25	3	37	2	0	26	111	11	2	9	322
TOTALS	144	1	5,827	1,858	15,914	48	12	3,625	27,792	3,666	613	662	83,467

*