



BUREAU OF CRIMINAL
IDENTIFICATION

FIREARM STATISTICAL REVIEW

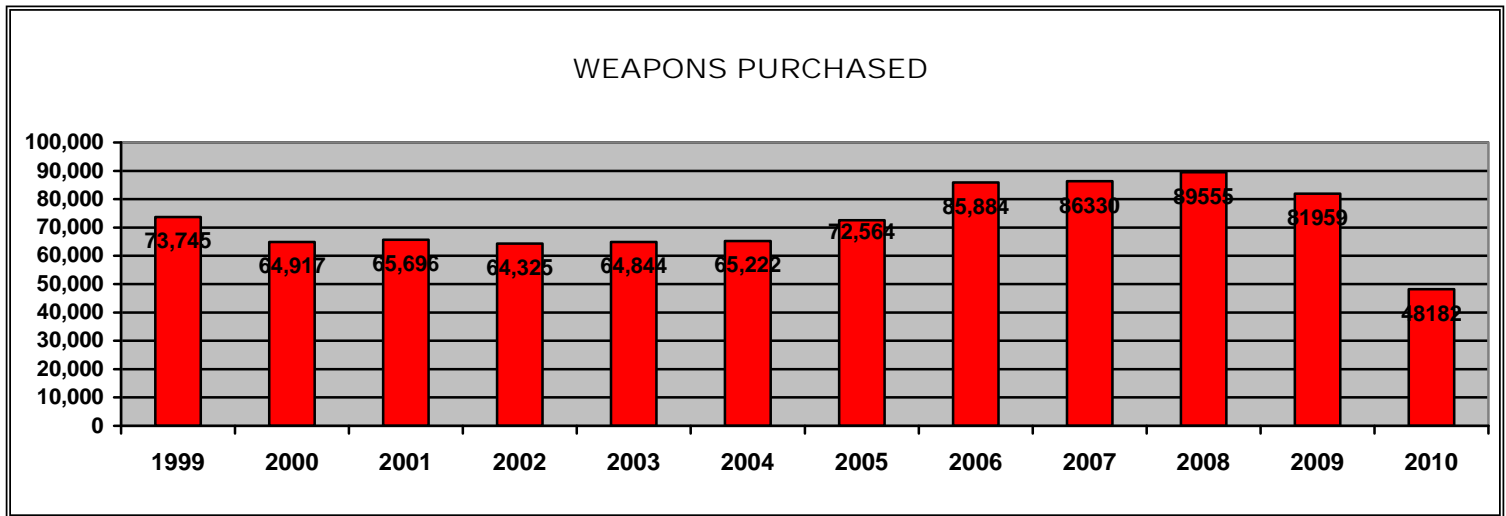
THIRD QUARTER 2010

Brady Monthly Totals (12 Months)

Month	Total	Denials	Denial Reasons					Denial %
			WARRANT	RECORD	*D V	*P O	*OTHER	
Sep '10	5592	151	49	33	16	10	43	2.7%
Aug '10	4788	142	42	33	15	24	28	3.0%
Jul '10	4315	136	47	39	17	7	26	3.2%
Jun '10	4587	142	41	38	24	15	24	3.1%
May '10	4990	137	41	34	23	12	27	2.7%
Apr '10	5545	198	58	52	36	15	37	3.6%
Mar '10	6390	164	43	29	34	20	38	2.6%
Feb '10	6672	196	61	29	51	13	42	2.9%
Jan '10	5303	168	50	34	26	18	40	3.2%
Dec '09	9776	245	76	47	56	31	35	2.5%
Nov '09	6911	196	45	38	37	31	45	2.8%
Oct '09	5796	193	54	40	42	19	38	3.3%
TOTALS	70,665	2068	607	446	377	215	423	2.9%

* Note D V = Domestic Violence P O = Protective Order

* OTHER = Drug addiction, Mental Incompetent, Illegal Alien, Renounced Citizenship, Dishonorable Discharge, National Instant Check Denial (NICS)



FIREARM TRANSFERS BY COUNTY

THIRD QUARTER 2010

There were 14,695 regular firearm requests to purchase weapons during the 3rd quarter of 2010. 429 requests were denied. The following tables reflect transfer requests by county, and the % of purchases.

COUNTY	REQUESTS	PERCENT	COUNTY	REQUESTS	PERCENT
BEAVER	130	.88%	PIUTE	0	0%
BOX ELDER	61	.42%	RICH	2	.01%
CACHE	453	3.1%	SALT LAKE	3440	23.4%
CARBON	178	1.2%	SAN JUAN	17	.11%
DAGGETT	0	0%	SANPETE	116	.79%
DAVIS	540	3.7%	SEVIER	183	1.2%
DUCHESNE	81	.55%	SUMMIT	40	.27%
EMERY	47	.32%	TOOELE	358	2.4%
GARFIELD	17	.11%	UINTAH	859	5.8%
GRAND	89	.60%	UTAH	3831	26.1%
IRON	460	3.1%	WASATCH	49	.33%
JUAB	24	.16%	WASHINGTON	722	4.9%
KANE	50	.34%	WAYNE	0	0%
MILLARD	119	.81%	WEBER	2262	15.4%
MORGAN	76	.52%	TOTAL		96.52%

- All percentages rounded
- 3.3% have no county information

DENIALS

Month	Total	Denials	Denial Reasons					Denial %
			WARRANT	RECORD	*D V	*P O	*OTHER	
Sep '10	5592	151	49	33	16	10	43	2.7%
Aug '10	4788	142	42	33	15	24	28	3.0%
Jul '10	4315	136	47	39	17	7	26	3.2%

*D.V.= Domestic Violence Conviction *P.O. = Protective Order

* OTHER = Drug addiction, Mental Incompetent, Illegal Alien, Renounce Citizenship, Dishonorable Discharge, National Instant Check Denial (NICS)

1,899 Regular Firearm Requests were pawn redemptions, of which 145 (7.6%) were denied.
 12,796 Regular Firearm Requests were sales of new or used weapons, of which 284 (2.2%) were denied.

There were 11,275 requests for Concealed Firearm Permit Verifications for the 3rd Qtr. of 2010 during the purchase of firearms.

CONCEALED WEAPONS 3rd QUARTER 2010

OVERVIEW

262,162 Total Valid Permits as of September 30, 2010
15,350 Permits Issued 3rd Quarter
2,619 Permits Renewed 3rd Quarter
184 Permits Revoked 3rd Quarter
178 Permits Suspended 3rd Quarter
169 Applications Denied 3rd Quarter

169 new concealed carry applications were denied during the 3rd quarter of 2010. The applicant has the right to appeal to the Concealed Permit Review Board, which will review the reason for denial. Approximately 10 revocation, denial, and suspension appeals are reviewed by the Concealed Permit Board each quarter; the Board overturns approximately 1% after review.

A permit application may be denied for any of the following reasons:

1. Felony conviction
2. Convicted of an offense involving the use of alcohol
3. Convicted of a crime of violence
4. Convicted of any offenses involving controlled substance
5. Convicted of an offense of moral turpitude (fraud, theft, tax evasion, issuing bad checks, robbery, bribery, perjury, extortion, arson, criminal mischief, falsifying government records, forgery, receiving stolen property, burglary, vandalism, kidnapping)
6. Convicted of an offense involving domestic violence
7. Has been adjudicated as mentally incompetent
8. Is not qualified to purchase and possess a dangerous weapon or handgun pursuant to federal law
9. Cause to believe applicant may be a danger to self or others by evidence including but not restricted to:
 - A. Past pattern of behavior involving unlawful violence or threats of unlawful violence
 - B. Past participation in incidents involving unlawful violence or threats of unlawful violence
 - C. Conviction of any offense in involving weapons violations

When assessing good character the bureau may consider mitigating circumstances. Mitigating circumstances may include length of time since an offense, number of offenses, and type of offenses.

DENIALS 3rd QUARTER 2010

169 Concealed Carry Permit applications were denied during the 3rd quarter of 2010. Listed below are the reasons for denial.

REASON	JUL '10	AUG '10	SEP '10
ALCOHOL VIOLATION	23	27	18
PROTECTIVE ORDER	0	3	2
WANTED PERSON	1	9	2
FIREARM OFFENSE	1	0	1
THREAT TO SELF/OTHERS	0	0	0
DOMESTIC VIOLENCE	10	8	8
MORAL TURPITUDE	3	10	2
CONTROLLED SUBSTANCE	1	1	0
FELONY	11	14	7
OTHER	2	3	2
TOTAL	52	75	42

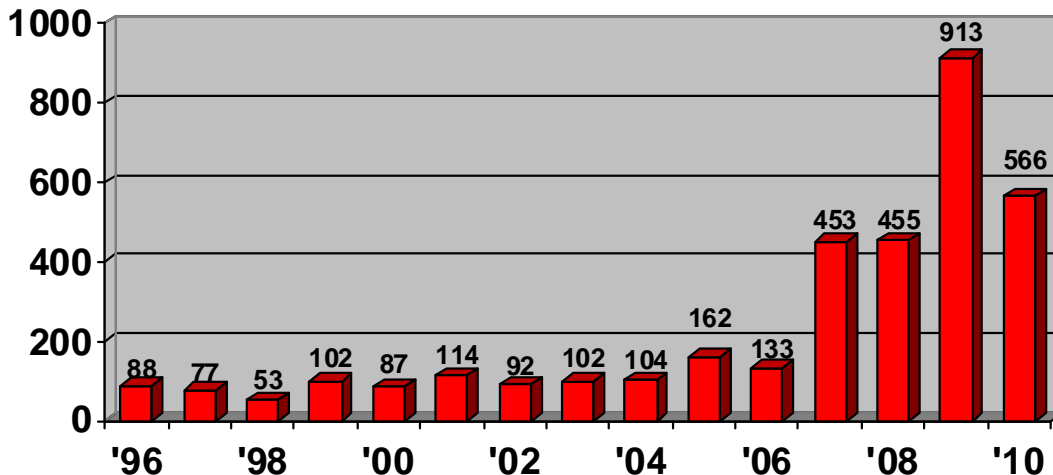
Felonies included:

Income Tax Fraud
 Distribute a Controlled Substance
 Grand Theft Auto
 Possession of Burglary Tools
 Grand Larceny
 Burglary
 Produce Control Substance

Discharge of a Firearm
 Possession of Hallucinogens
 Unlawful Use of a Weapon
 Assault
 Theft
 Aggravated Assault

*Some permit holders had multiple charges, however only the most serious charge is represented.

DENIALS



REVOCATIONS 3rd QUARTER 2010

184 Concealed Carry Permits were revoked during the 3rd quarter of 2010. Listed below are the reasons for revocation.

REASON	JUL '10	AUG '10	SEP '10
ALCOHOL VIOLATION	16	27	14
PROTECTIVE ORDER	5	11	26
WANTED PERSON	0	0	0
FIREARM OFFENSE	3	3	1
THREAT TO SELF/OTHERS	5	3	4
DOMESTIC VIOLENCE	4	7	3
MORAL TURPITUDE	7	8	9
CONTROLLED SUBSTANCE	1	1	1
FELONY	7	10	5
OTHER	1	0	2
TOTAL	49	70	65

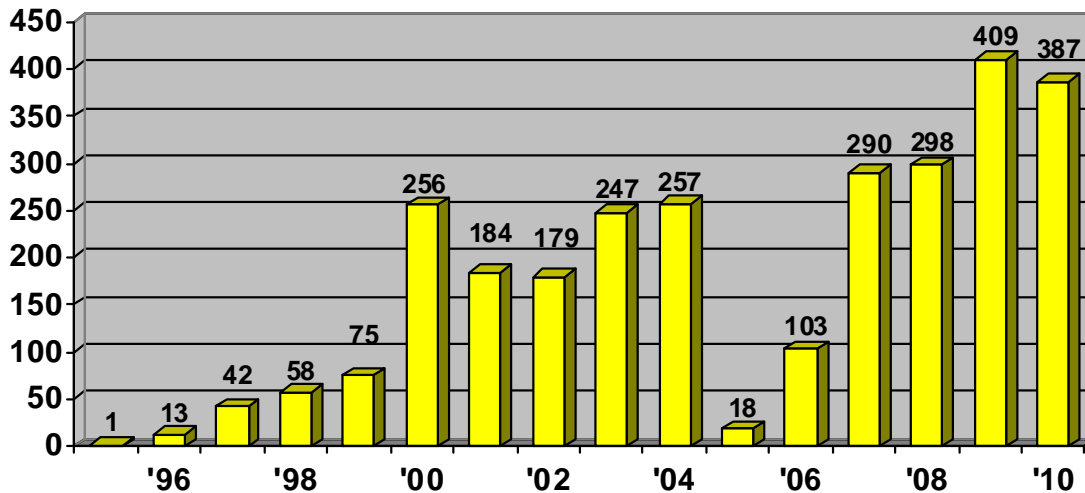
Felonies included:

Burglary
 Trafficking Marijuana
 Unlawful Sexual Contact
 Aggravated Robbery
 Negligent Discharge of a Firearm

Falsely Obtain Prescription
 Tax Evasion
 Aggravated Assault
 Discharge Firearm from a Vehicle
 Rape

*Some permit holders had multiple charges, however only the most serious charge is represented.

REVOCATIONS



*In February of 2000, BCI implemented a new program to ensure the integrity of the Utah Concealed Carry Permit by checking arrest records on a daily basis, this accounts for the dramatic 241.3% increase seen in 2000.

SUSPENSIONS 3rd QUARTER 2010

178 Concealed Carry Permits were suspended during the 3rd quarter of 2010. Listed below are the reasons for suspension.

REASON	JUL '10	AUG '10	SEP '10
ALCOHOL VIOLATION	0	1	0
PROTECTIVE ORDER	0	0	0
WANTED PERSON	11	26	24
FIREARM OFFENSE	0	0	0
THREAT TO SELF/OTHERS	7	8	4
DOMESTIC VIOLENCE	10	7	15
MORAL TURPITUDE	1	0	0
CONTROLLED SUBSTANCE	0	0	0
FELONY	12	19	27
OTHER	5	1	0
TOTAL	46	62	70

Felonies included:

Aggravated Battery to a Public Official
 Harmful Material to a Minor
 Wrongful Appropriation
 Theft
 Homicide
 Wanton Destruction of Wildlife
 Sex with Child Under 16
 Gambling

Fraud
 Aggravated Assault
 Hit and Run
 Possession of Narcotics
 Obstruct Police
 Lewdness with a Child
 Sex Abuse of a Child
 Forcible Sex Abuse

*Some permit holders had multiple charges, however only the most serious charge is represented.

SUSPENSIONS

