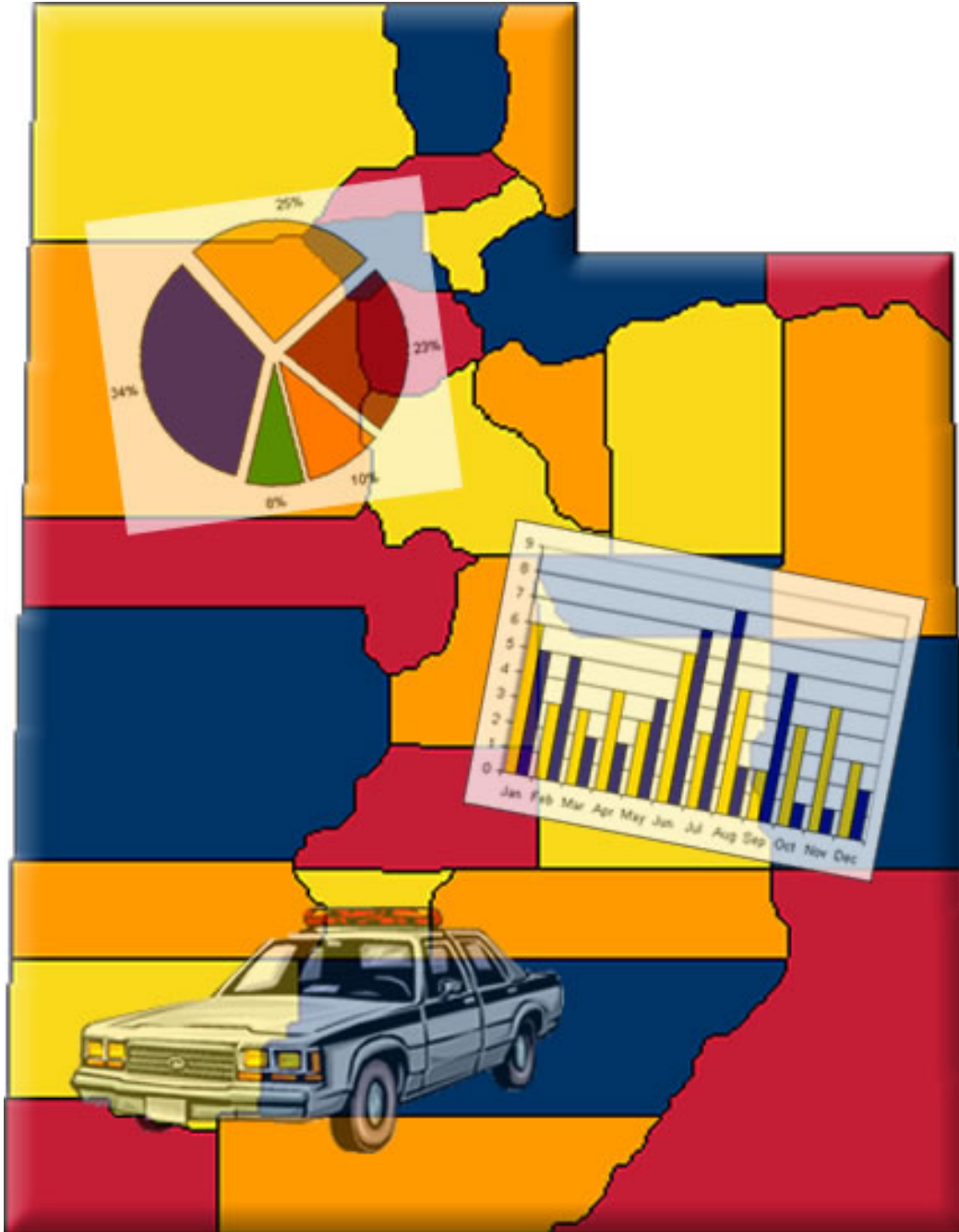


Crime in Utah **Biannual Report**

Department of Public Safety

January – June 2011



Department of Public Safety
D. Lance Davenport, Commissioner

Bureau of Criminal Identification
Alice Moffat, Bureau Director

Summary Based Reporting

Introduction

This *2011 Crime in Utah* report is published by the Bureau of Criminal Identification to give governmental leaders and citizens a better understanding of criminal activity in the state. The report is a compilation of crime data reported by local law enforcement agencies throughout the state. The data is reported under the guidelines of the Uniform Crime Reporting (UCR) program, a national program which uses generic crime definitions to ensure that crime data is comparable across political boundaries. BCI forwards data collected from Utah law enforcement agencies to the FBI, who in turn combines it with data from other states to compile and publish an annual report called *Crime in the United States*.

UCR data is collected in two formats: “summary based reporting” which has undergone only minor changes since the 1930’s, and “incident based reporting” (IBR) which uses computer technology to collect more detailed information. The summary based system is still used by about half of Utah law enforcement agencies. Therefore, the data from agencies participating in the IBR system is also presented in the summary format to ensure comparable numbers. IBR data is also presented in more detail in a separate section of this report.

In the summary based system, crimes are divided into two categories: *Part I Crimes*, which include criminal homicide (murder, non-negligent manslaughter, and manslaughter by negligence), forcible rape (which is defined by the UCR program as the carnal knowledge of a female forcibly and against her will), robbery, aggravated assault, burglary, larceny-theft, motor vehicle theft, and arson; and *Part II Crimes*, which include all other non-traffic crimes. The Part I crimes, except manslaughter by negligence, make up the “*crime index*” used by the FBI to track our nation’s crime situation. Therefore, these crimes are often referred to as index crimes. The number of known offenses and arrests are reported on Part I Crimes, while only arrests are reported on Part II Crimes. If multiple Part I offenses are committed in the same criminal episode, only the most serious offense is reported.

The Part I Crimes are also categorized as *violent crimes* (murder and non-negligent manslaughter, forcible rape, robbery, and aggravated assault) and *property crimes* (burglary, larceny-theft, motor vehicle theft, and arson) for analysis purposes.

The statistics presented in this report are only as accurate as the data provided by the local law enforcement agencies. Twenty law enforcement agencies did not submit data for this report.

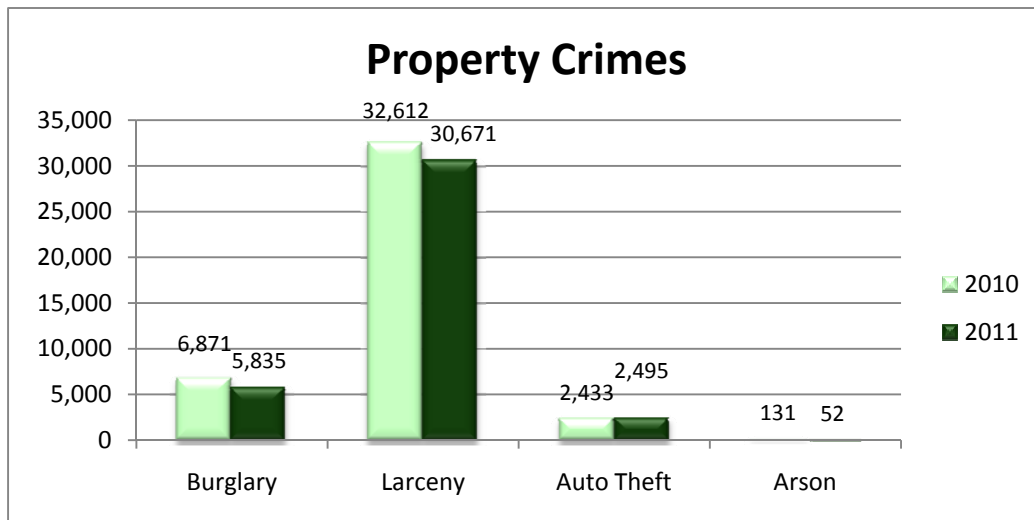
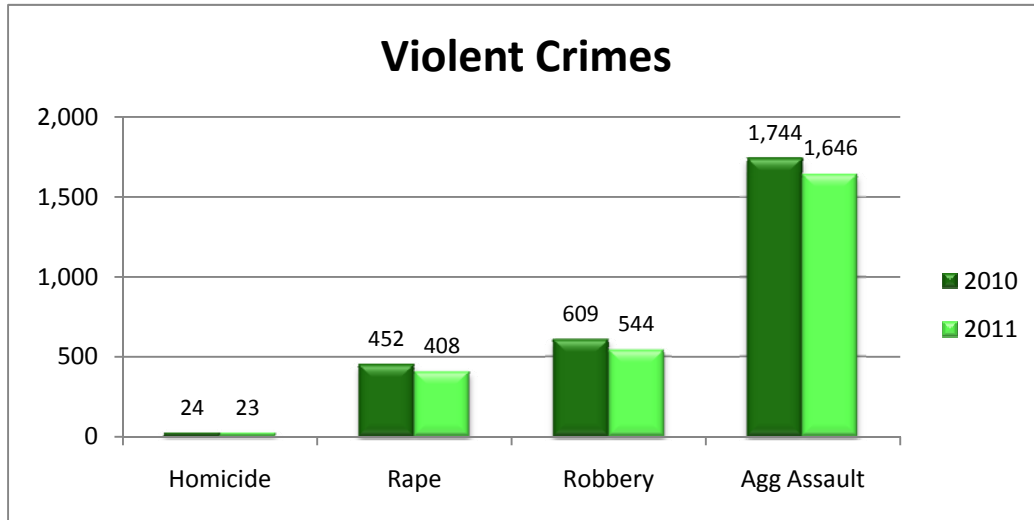
This report reflects crime in Utah as far as it is completely and accurately reported by local law enforcement agencies to the Utah Bureau of Criminal Identification.

Summary Based Reporting

Summary Analysis

- During the first six months of 2011 a total of **41,674** index crimes were reported. This is a **7.14% decrease** over the same period in 2010, in which there were **44,876** index crimes reported.
- Violent crime **decreased 7.35%**. Murder decreased 4.17%, robbery decreased 10.67%, aggravated assault decreased 5.62%, and rape decreased 9.73%.
- Property crime **decreased 7.12%**. Burglary decreased 15.08%, larceny decreased 5.95%, motor vehicle theft increased 2.55%, and arson decreased 60.31%.
- There were 58,288 arrests reported in the first six months of 2011. This is down 8.89% from the same time last year. Adult arrests **decreased 7.28%**, juvenile arrests **decreased by 15.16%**.
- The dollar value of property stolen during the first six months of 2011 was **\$ 39,129,390, down by 2.23%** from last year. Reported recoveries totaled **\$ 9,321,388, a 10.94% increase** from last year.

Summary Based Reporting – Crime Trends 2011



Property by Type and Value	Stolen		Recovered	
	2010	2011	2010	2011
Clothing and Furs	\$509,148	\$439,402	\$86,806	\$88,653
Consumable Goods	\$1,013,975	\$190,772	\$33,443	\$32,197
Currency, Notes, Etc.	\$3,655,525	\$3,162,089	\$158,088	\$179,344
Firearms	\$353,287	\$490,922	\$45,681	\$103,663
Household Goods	\$1,096,167	\$1,256,398	\$72,477	\$38,332
Jewelry and Precious Metals	\$4,198,615	\$3,267,949	\$340,890	\$257,714
Livestock	\$58,833	\$154,110	\$200	\$10,212
Locally Stolen Motor Vehicles	\$9,107,117	\$10,120,770	\$6,057,823	\$7,094,877
Miscellaneous	\$13,874,676	\$15,323,377	\$1,182,008	\$1,252,841
Office Equipment	\$3,021,498	\$2,572,828	\$196,227	\$143,449
Televisions, Radios, Stereos,	\$3,132,076	\$2,150,773	\$228,516	\$120,106
TOTAL	\$40,020,917	\$39,129,390	\$8,402,159	\$9,321,388

Summary Based Reporting – Local Agency Overview

Data for the Local Agency Overview is compiled from information that the local agencies submit to BCI. Offenses are defined according to the FBI Uniform Crime Reporting definitions, which may vary from the state crime statutes.

Agency	Months Submitted	Homicide	Rape	Robbery	Aggravated Assault	Burglary	Larceny	Motor Vehicle Theft	Arson	Total Crime Index
Beaver County Sheriff	6	0	1	0	1	6	12	2	0	22
Minersville PD	0	No Data Submitted								0
TOTAL BEAVER COUNTY		0	1	0	1	6	12	2	0	22
Box Elder County Sheriff	6	0	0	0	1	27	74	7	0	109
Brigham City PD	6	2	1	1	7	23	179	9	1	223
Garland PD	0	No Data Submitted								
Mantua PD	0	No Data Submitted								
Perry PD	6	0	0	0	2	6	17	1	0	26
Tremonton PD	6	0	7	0	1	13	85	2	0	108
Willard PD	2	0	0	0	0	0	2	0	0	2
TOTAL BOX ELDER COUNTY		2	8	1	11	69	357	19	1	468
Cache County Sheriff	6	0	3	1	6	34	157	9	0	210
Cache-Rich Drug Task Force*	6	0	0	0	0	2	0	0	0	2
Logan PD	6	0	0	0	16	34	191	9	1	251
North Park PD	6	0	1	0	3	12	66	6	1	89
Smithfield PD	6	0	0	0	0	17	22	1	0	40
Utah State University PD	6	0	1	0	0	7	64	0	0	72
TOTAL CACHE COUNTY		0	5	1	25	106	500	25	2	664
Carbon County Sheriff	6	0	0	0	2	15	63	1	0	81
College Of Eastern Utah PD	6	0	0	0	0	0	2	1	0	3
East Carbon PD	0	No Data Submitted								
Helper PD	6	0	0	0	0	4	15	0	0	19
Price PD	6	0	2	0	13	39	154	0	0	208
Wellington PD	6	0	0	0	0	4	14	0	0	18
TOTAL CARBON COUNTY		0	2	0	15	62	248	2	0	329
DAGGETT COUNTY SHERIFF	6	0	0	0	1	11	6	0	0	18

*This agency covers both Cache and Rich counties. Crimes reported by this agency could have occurred in either one of the two counties.

Summary Based Reporting – Local Agency Overview

Agency	Months Submitted	Homicide	Rape	Robbery	Aggravated Assault	Burglary	Larceny	Motor Vehicle Theft	Arson	Total Crime Index
Davis County Sheriff	6	0	2	0	3	20	52	9	1	87
Bountiful PD	6	0	8	4	14	56	332	17	0	431
Centerville PD	6	0	1	0	3	16	170	12	0	202
Clearfield PD	6	0	7	3	16	53	318	13	0	410
Clinton PD	6	0	6	0	7	14	139	8	0	174
Davis County Task Force	6	0	0	0	0	0	1	0	0	1
Farmington PD	6	0	3	0	3	9	85	2	0	102
Kaysville PD	6	1	3	0	4	36	120	6	0	170
Layton PD	6	0	10	7	19	115	786	18	0	955
North Salt Lake PD	6	0	1	2	1	27	134	16	0	181
Sunset PD	6	0	1	0	0	7	37	2	0	47
Syracuse PD	6	0	2	1	4	14	136	1	1	159
West Bountiful PD	6	0	1	0	3	10	61	6	0	81
Woods Cross PD	6	0	2	2	0	20	97	11	0	132
TOTAL DAVIS COUNTY		1	47	19	77	397	2,468	121	2	3,132
Duchesne County Sheriff	6	0	4	0	8	12	58	1	0	83
Roosevelt PD	6	1	5	0	2	13	81	2	0	104
TOTAL DUCHESNE COUNTY		1	9	0	10	25	139	3	0	187
EMERY COUNTY SHERIFF	6	0	0	1	0	14	27	2	0	44
GARFIELD COUNTY SHERIFF	0	No Data Submitted								
Grand County Sheriff	6	0	1	0	1	18	19	5	0	44
Moab PD	6	0	0	0	3	10	38	0	0	51
TOTAL GRAND COUNTY		0	1	0	4	28	57	5	0	95
Iron County Sheriff	6	0	1	0	11	48	67	11	0	138
Brian Head Marshal	6	0	0	0	0	1	11	1	0	13
Cedar City PD	6	0	2	3	6	80	326	16	0	433
Enoch PD	6	0	1	0	4	8	16	2	0	31
Parowan PD	0	No Data Submitted								
Southern Utah University PD	6	0	1	0	0	1	12	0	0	14
TOTAL IRON COUNTY		0	5	3	21	138	432	30	0	629
Juab County Sheriff	6	0	1	0	2	5	17	5	0	30
Nephi PD	6	0	1	0	2	17	82	3	0	105
TOTAL JUAB COUNTY		0	2	0	4	22	99	8	0	135

Summary Based Reporting – Local Agency Overview

Agency	Months Submitted	Homicide	Rape	Robbery	Aggravated Assault	Burglary	Larceny	Motor Vehicle Theft	Arson	Total Crime Index
Kane County Sheriff	0	No Data Submitted								
Big Water Marshals Office	6	0	0	0	0	3	0	0	0	3
Kanab PD	0	No Data Submitted								
TOTAL KANE COUNTY		0	0	0	0	3	0	0	0	3
MILLARD COUNTY SHERIFF	6	0	0	0	10	21	87	6	0	124
MORGAN COUNTY SHERIFF	6	0	1	0	2	7	28	0	0	38
PIUTE COUNTY SHERIFF	0	No Data Submitted								
RICH COUNTY SHERIFF	6	0	0	0	2	5	11	0	0	18
Unified PD of Greater Salt Lake	6	2	28	48	124	570	2,478	244	2	3,496
Alta Marshal	0	No Data Submitted								
Bluffdale PD	6	0	0	0	0	17	40	6	0	63
Cottonwood Heights PD	6	0	4	7	10	80	383	35	9	528
Draper PD	6	0	4	5	11	93	303	15	0	431
Granite School District PD	6	0	0	0	2	19	76	0	5	102
Midvale PD	6	0	6	9	18	62	364	57	0	516
Murray PD	6	0	16	20	69	172	1,174	88	0	1,539
Salt Lake City PD	6	4	50	180	361	797	4,602	612	8	6,614
Sandy PD	6	0	5	13	36	185	997	75	1	1,312
South Jordan PD	6	1	5	2	8	81	361	20	0	478
South Salt Lake PD	6	1	14	25	52	104	541	88	0	825
Taylorsville PD	6	0	15	29	69	159	845	142	0	1,259
University Of Utah PD	6	0	2	1	3	15	196	8	0	225
Utah Transit Authority DPS	6	0	0	3	3	0	1,073	17	0	1,096
West Jordan PD	6	0	19	11	69	203	1,096	78	3	1,479
West Valley PD	6	2	39	67	196	442	1,807	262	1	2,816
TOTAL SALT LAKE COUNTY		10	207	420	1,031	2,999	16,336	1,747	29	22,779
San Juan County Sheriff	6	0	1	0	3	10	18	2	0	34
Blanding PD	6	0	1	0	4	1	35	0	0	41
Monticello PD	6	0	0	0	0	6	5	0	0	11
TOTAL SAN JUAN COUNTY		0	2	0	7	17	58	2	0	86

Summary Based Reporting – Local Agency Overview

Agency	Months Submitted	Homicide	Rape	Robbery	Aggravated Assault	Burglary	Larceny	Motor Vehicle Theft	Arson	Total Crime Index
Sanpete County Sheriff	0	No Data Submitted								
Centerfield PD	6	0	0	0	0	2	4	1	0	7
Ephraim PD	0	No Data Submitted								
Fairview PD	6	0	0	0	0	0	0	0	0	0
Fountain Green PD	0	No Data Submitted								
Gunnison PD	0	No Data Submitted								
Moroni PD	6	0	0	0	1	2	3	0	1	7
Mt Pleasant PD	0	No Data Submitted								
Snow College Public Safety	0	No Data Submitted								
Spring City PD	0	No Data Submitted								
TOTAL SANPETE COUNTY		0	0	0	1	4	7	1	1	14
Sevier County Sheriff	6	0	2	0	2	9	63	0	0	76
Richfield PD	6	0	3	0	1	12	105	3	0	124
Salina PD	6	0	2	0	2	3	25	0	1	33
TOTAL SEVIER COUNTY		0	7	0	5	24	193	3	1	233
Summit County Sheriff	6	0	2	2	8	30	194	13	2	251
Kamas PD	6	0	0	0	0	0	3	0	0	3
Park City PD	6	0	0	1	4	12	200	6	0	223
TOTAL SUMMIT COUNTY		0	2	3	12	42	397	19	2	477
Tooele County Sheriff	6	0	2	1	6	29	42	7	0	87
Grantsville PD	6	0	3	0	5	15	16	5	0	44
Stockton PD	6	0	0	0	0	1	0	0	0	1
Tooele PD	6	0	15	2	22	113	529	45	1	727
TOTAL TOOELE COUNTY		0	20	3	33	158	587	57	1	859
Uintah County Sheriff	6	1	0	0	19	29	63	3	0	115
Naples PD	6	0	0	0	0	7	18	0	0	25
Vernal PD	6	1	3	1	5	10	114	7	0	141
TOTAL UINTAH COUNTY		2	3	1	24	46	195	10	0	281

Summary Based Reporting – Local Agency Overview

Agency	Months Submitted	Homicide	Rape	Robbery	Aggravated Assault	Burglary	Larceny	Motor Vehicle Theft	Arson	Total Crime Index
Utah County Sheriff	6	0	0	0	13	28	78	6	0	125
American Fork/Cedar Hills PD	6	0	6	1	1	97	365	19	2	491
BYU PD	6	0	0	0	0	3	104	1	0	108
Lehi PD	6	1	1	2	5	51	288	26	0	374
Lindon PD	6	0	0	0	3	29	88	2	0	122
Lone Peak PD	6	0	0	0	1	47	72	2	1	123
Mapleton PD	6	0	0	0	2	5	30	1	0	38
Orem DPS	6	0	8	5	6	85	1,049	37	0	1,190
Payson PD	6	0	1	3	3	61	332	13	0	413
Pleasant Grove PD	6	0	5	1	4	50	188	7	0	255
Provo PD	6	4	10	7	46	169	1,089	35	5	1,365
Salem PD	6	0	0	0	0	6	23	0	0	29
Santaquin/Genola PD	6	0	0	0	1	19	77	1	0	98
Saratoga Springs PD	6	0	2	1	7	18	75	4	0	107
Spanish Fork PD	6	0	2	1	6	29	181	8	0	227
Springville PD	6	0	3	3	9	50	349	19	2	435
Utah County Major Crimes Task Force	6	0	0	0	0	1	1	2	0	4
Utah Valley University PD	6	0	0	0	1	6	124	5	0	136
TOTAL UTAH COUNTY		5	38	24	108	754	4,513	188	10	5,640
Wasatch County Sheriff	6	0	1	0	1	16	58	3	0	79
Heber City PD	6	0	0	0	2	8	27	1	0	38
TOTAL WASATCH COUNTY		0	1	0	3	24	85	4	0	117
Washington County Sheriff	6	0	2	0	7	17	54	6	2	88
Dixie College PD	0	No Data Submitted								
Hildale PD	6	0	0	0	2	0	11	0	0	13
Hurricane PD	6	0	0	1	5	24	103	7	0	140
Ivins City Public Safety	6	0	2	0	2	9	13	0	0	26
La Verkin PD	6	0	1	0	4	2	14	3	0	24
Santa Clara PD	0	No Data Submitted								
Springdale PD	6	0	1	0	0	1	7	0	0	9
St. George PD	6	0	11	4	38	116	474	37	0	680
Washington City PD	6	2	2	1	8	31	143	14	0	201
TOTAL WASHINGTON COUNTY		2	19	6	66	200	819	67	2	1,181

Summary Based Reporting – Local Agency Overview

Agency	Months Submitted	Homicide	Rape	Robbery	Aggravated Assault	Burglary	Larceny	Motor Vehicle Theft	Arson	Total Crime Index
WAYNE COUNTY SHERIFF	6	0	0	0	0	4	15	0	0	19
Weber County Sheriff	6	0	4	2	12	117	390	17	0	542
Harrisville PD	6	0	0	1	3	8	170	1	0	183
North Ogden PD	6	0	2	0	2	13	92	1	0	110
Ogden PD	6	0	6	50	134	389	1,583	133	1	2,296
Pleasant View PD	6	0	2	0	0	11	34	4	0	51
Riverdale PD	6	0	1	2	8	18	227	6	0	262
Roy PD	6	0	13	3	9	48	345	7	0	425
South Ogden PD	6	0	0	4	5	37	124	5	0	175
Weber State University PD	6	0	0	0	0	5	25	0	0	30
TOTAL WEBER COUNTY		0	28	62	173	646	2,990	174	1	4,074
Highway Patrol	0	No Data Submitted								
Parks And Recreation	6	0	0	0	0	3	0	0	0	3
Wildlife Resources	6	0	0	0	0	0	5	0	0	5
TOTAL STATE AGENCIES		0	0	0	0	3	5	0	0	8
STATE TOTAL		23	408	544	1,646	5,835	30,671	2,495	52	41,674

Summary Based Reporting – Arrest Data by Agency

AGENCY	Adult	Juvenile
Beaver County Sheriff	65	13
Minersville PD	NDS*	
BEAVER COUNTY TOTAL	65	13
Box Elder County Sheriff	104	5
Brigham City PD	136	159
Garland PD	NDS*	
Mantua PD	NDS*	
Perry PD	9	4
Tremonton PD	70	20
Willard PD**	7	3
BOX ELDER COUNTY TOTAL	326	191
Cache County Sheriff	732	179
Cache-Rich Drug Task Force	43	2
Logan PD	798	296
North Park PD	107	42
Smithfield PD	91	14
Utah State University Logan	31	0
CACHE COUNTY TOTAL	1,802	533
Carbon County Sheriff	85	2
College Of Eastern Utah PD	0	0
East Carbon PD	NDS*	
Helper PD	31	8
Price PD	181	34
Wellington PD	2	2
CARBON COUNTY TOTAL	299	46
DAGGETT COUNTY SHERIFF	12	0
Davis County Sheriff	391	64
Bountiful PD	399	145
Centerville PD	340	88
Clearfield PD	435	164
Clinton PD	177	79
Davis County Task Force	44	1
Farmington PD	184	46
Kaysville PD	157	67
Layton PD	742	342
North Salt Lake PD	253	60
Sunset PD	5	0
Syracuse PD	300	124
West Bountiful PD	104	22
Woods Cross PD	107	24
DAVIS COUNTY TOTAL	3,638	1,226

AGENCY	Adult	Juvenile
Duchesne County Sheriff	246	19
Roosevelt PD	234	80
DUCHESNE COUNTY TOTAL	480	99
EMERY COUNTY SHERIFF	112	0
GARFIELD COUNTY SHERIFF	NDS*	
Grand County Sheriff	84	3
Moab PD	64	9
GRAND COUNTY TOTAL	148	12
Iron County Sheriff	192	8
Brian Head Marshal	8	2
Cedar City PD	579	138
Enoch PD	24	0
Parowan PD	NDS*	
Southern Utah University PD	15	1
IRON COUNTY TOTAL	818	149
Juab County Sheriff	76	4
Nephi PD	43	1
JUAB COUNTY TOTAL	119	5
Kane County Sheriff	NDS*	
Big Water Marshal's Office	0	0
Kanab PD	NDS*	
KANE COUNTY TOTAL	0	0
MILLARD COUNTY SHERIFF	93	21
MORGAN COUNTY SHERIFF	55	4
PIUTE COUNTY SHERIFF	NDS*	
RICH COUNTY SHERIFF	3	0

NDS* - No data submitted

**Two months of data submitted

Adult – an individual 18 years of age or older

Juvenile – an individual 17 years of age or younger

Summary Based Reporting – Arrest Data by Agency

AGENCY	Adult	Juvenile
Unified Police Dept of Greater Salt Lake	1,970	534
Alta Marshal	NDS*	
Bluffdale PD	174	15
Cottonwood Heights PD	402	103
Draper PD	278	68
Granite School District PD	27	196
Midvale PD	200	43
Murray PD	846	317
Salt Lake City PD	8,646	901
Sandy PD	1,043	561
South Jordan PD	308	134
South Salt Lake PD	810	122
Taylorsville PD	889	90
University Of Utah PD	91	10
Utah Transit Authority DPS	1,298	65
West Jordan PD	1,264	468
West Valley PD	2,245	990
SALT LAKE COUNTY TOTAL	20,491	4,617
San Juan County Sheriff	194	0
Blanding PD	122	32
Monticello PD	2	6
SAN JUAN COUNTY TOTAL	318	38
Sanpete County Sheriff	NDS*	
Centerfield PD	6	4
Ephraim PD	NDS*	
Fairview PD	1	4
Fountain Green PD	NDS*	
Gunnison PD	NDS*	
Moroni PD	1	0
Mt Pleasant PD	NDS*	
Snow College DPS	NDS*	
Spring City PD	NDS*	
SANPETE COUNTY TOTAL	8	8
Sevier County Sheriff	107	30
Richfield PD	111	32
Salina PD	130	12
SEVIER COUNTY TOTAL	348	74
Summit County Sheriff	662	80
Kamas PD	3	0
Park City PD	249	53
SUMMIT COUNTY TOTAL	914	133

AGENCY	Adult	Juvenile
Tooele County Sheriff	322	40
Grantsville PD	56	31
Stockton PD	11	0
Tooele PD	788	215
TOOELE COUNTY TOTAL	1,177	286
Uintah County Sheriff	794	122
Naples PD	86	11
Vernal PD	662	106
UINTAH COUNTY TOTAL	1,542	239
Utah County Sheriff	867	149
American Fork/Cedar Hills PD	526	190
BYU PD	25	2
Lehi PD	452	117
Lindon PD	264	55
Lone Peak PD	124	55
Mapleton PD	105	18
Orem DPS	1,579	306
Payson PD	379	170
Pleasant Grove PD	429	84
Provo PD	1,643	391
Salem PD	79	23
Santaquin/Genola PD	70	48
Saratoga Springs PD	253	69
Spanish Fork PD	189	47
Springville PD	454	100
Utah County Atty - Investigations	NDS*	
Utah County Major Crimes Task Force	39	0
Utah Valley University PD	70	17
UTAH COUNTY TOTAL	7,547	1,841
Wasatch County Sheriff	28	45
Heber City PD	89	3
WASATCH COUNTY TOTAL	117	48

NDS* - No data submitted

Adult – an individual 18 years of age or older

Juvenile – an individual 17 years of age or younger

Summary Based Reporting – Arrest Data by Agency

AGENCY	Adult	Juvenile
Washington County Sheriff	350	12
Dixie College PD	NDS*	
Hildale PD	8	20
Hurricane PD	208	93
Ivins City Public Safety	64	20
La Verkin PD	49	1
Santa Clara PD	NDS*	
Springdale PD	11	1
St. George PD	1,198	336
Washington City PD	256	69
WASHINGTON COUNTY TOTAL	2,144	552
WAYNE COUNTY SHERIFF	9	5
Weber County Sheriff	739	155
Harrisville PD	287	32
North Ogden PD	69	17
Ogden PD	2,518	556
Pleasant View PD	55	0
Riverdale PD	423	39
Roy PD	287	152
South Ogden PD	140	3
Weber State University PD	3	0
WEBER COUNTY TOTAL	4,521	954
Highway Patrol	NDS*	
Parks and Recreation	22	3
Wildlife Resources	58	5
STATE AGENCY TOTAL	80	8
STATE TOTAL	47,186	11,102

NDS* - No data submitted

Adult – an individual 18 years of age or older

Juvenile – an individual 17 years of age or younger

Summary Based Reporting – Arrest Data by Offense

Juvenile Arrests		
Crime Category	Total Arrests	
	2010	2011
Murder and Non Negligent Manslaughter	0	1
Manslaughter by Negligence	0	0
Forcible Rape	40	36
Robbery	42	27
Aggravated Assault	96	102
Burglary	151	163
Larceny - Theft	3,095	2,540
Motor Vehicle Theft	61	58
Simple Assaults	1,201	1,023
Arson	23	16
Part 1 Crime Arrests	4,709	3,966
Forgery and Counterfeiting	9	14
Fraud	21	18
Embezzlement	1	0
Stolen Property: Buy, Receive, Possess	69	46
Vandalism	1,011	738
Weapons: Carrying, Possessing, Etc.	201	165
Prostitution and Commercialized Vice	10	5
Sex Offenses (Not Rape, Prostitution)	73	60
Sale/Mfg Opium/Cocaine or Derivative	8	5
Sale/Mfg Marijuana	50	19
Sale/Mfg Synthetic Narcotics	1	6
Sale/Mfg Dangerous Non Narcotic Drugs	22	18
Possess Opium/Cocaine or Derivative	18	9
Possess Marijuana	612	560
Possess Synthetic Narcotics	12	15
Possess Dangerous Non Narcotic Drugs	261	244
Bookmaking (Horse and Sport)	0	0
All Other Gambling	0	0
Offenses Against Family and Children	14	15
Driving Under the Influence	43	55
Liquor Laws	1,124	903
Drunkenness	71	84
Disorderly Conduct	997	972
Vagrancy	51	2
All Other Offenses (Not Traffic)	3,155	2,711
Curfew and Loitering Law Violations	543	472
Part 2 Crime Arrests	8,377	7,136
Grand Totals	13,086	11,102

Adult Arrests		
Crime Category	Total Arrests	
	2010	2011
Murder and Non Negligent Manslaughter	22	20
Manslaughter by Negligence	3	3
Forcible Rape	129	79
Robbery	222	162
Aggravated Assault	566	546
Burglary	536	557
Larceny - Theft	6,776	6,592
Motor Vehicle Theft	98	109
Simple Assaults	4,647	4,233
Arson	21	19
Part 1 Crime Arrests	13,020	12,320
Forgery and Counterfeiting	464	381
Fraud	430	423
Embezzlement	9	21
Stolen Property: Buy, Receive, Possess	275	303
Vandalism	1,278	1,060
Weapons: Carrying, Possessing, Etc.	449	449
Prostitution and Commercialized Vice	241	254
Sex Offenses (Not Rape, Prostitution)	148	146
Sale/Mfg Opium/Cocaine or Derivative	259	185
Sale/Mfg Marijuana	205	162
Sale/Mfg Synthetic Narcotics	81	37
Sale/Mfg Dangerous Non Narcotic Drugs	173	137
Possess Opium/Cocaine or Derivative	609	499
Possess Marijuana	1,649	1,911
Possess Synthetic Narcotics	156	147
Possess Dangerous Non Narcotic Drugs	1,253	1,297
Bookmaking (Horse and Sport)	0	1
All Other Gambling	0	4
Offenses Against Family and Children	699	709
Driving Under the Influence	3,541	3,131
Liquor Laws	3,657	3,952
Drunkenness	2,102	2,133
Disorderly Conduct	1,549	1,493
Vagrancy	123	33
All Other Offenses (Not Traffic)	18,521	15,998
Curfew and Loitering Law Violations	0	0
Part 2 Crime Arrests	37,871	34,866
Grand Totals	50,891	47,186

Incident Based Reporting

Introduction – What is Incident Based Reporting?

The National Incident Based Reporting System (NIBRS) is an updated method of collecting crime data within the UCR program. It was designed to provide more comprehensive data for the management of crime in our society. In an incident based reporting (IBR) system, computer technology is used to collect more detailed information about the crimes that occur. The availability of detailed information about criminal activity, stored in a computer data base, makes the analysis of criminal activity a viable tool for law enforcement administrators and other public officials.

The Utah Incident Based Reporting System was implemented in 1991; 73 agencies submitted IBR data for this report. The data accepted by the Utah repository is also forwarded to the NIBRS repository where the FBI uses it to depict criminal activity nationwide.

The data from the IBR system is not directly comparable to the data from the summary based reports. Information about each incident and arrest is collected for 22 offense categories comprised of 46 Group A offenses. All offenses that occur in a criminal episode are reported, not just the most serious. Only arrest data is collected for 11 Group B crimes.

Converting to IBR takes a lot of planning, work, and patience. It also requires enough foresight to see the value of accurate, detailed crime data in understanding and managing this serious problem. BCI appreciates the following agencies which have made the commitment to participate in the NIBRS program:

Bluffdale PD	Millard County Sheriff	Sunset PD
Bountiful PD	Moab PD	Syracuse PD
Brigham City PD	Morgan County Sheriff	Taylorsville PD
BYU PD	Murray PD	Tooele County Sheriff
Cache-Rich Drug Task Force	Naples PD	Tooele PD
Carbon County Sheriff	North Ogden PD	Tremonton PD
Centerville PD	North Salt Lake PD	Uintah County Sheriff
Clearfield PD	Ogden PD	Unified PD Of Salt Lake
Clinton PD	Parks And Recreation	Utah County Sheriff
Daggett County Sheriff	Perry PD	Utah State University Logan
Davis County Sheriff	Pleasant Grove PD	Utah Transit Authority DPS
Davis County Task Force	Price PD	Vernal PD
Draper PD	Provo PD	Wasatch County Sheriff
Duchesne County Sheriff	Riverdale PD	Washington City PD
Farmington PD	Roosevelt PD	Washington County Sheriff
Grantsville PD	Roy PD	Weber County Sheriff
Heber City PD	Salt Lake City PD	Wellington PD
Helper PD	Sandy PD	West Bountiful PD
Hurricane PD	Saratoga Springs PD	West Jordan PD
Ivins City Public Safety	South Jordan PD	West Valley PD
Kaysville PD	South Ogden PD	Wildlife Resources
Layton PD	South Salt Lake PD	Willard PD
Lindon PD	Southern Utah University PD	Woods Cross PD
Logan PD	Spanish Fork PD	
Midvale PD	St. George PD	

Incident Based Reporting – Crimes Against Persons

CRIMES AGAINST PERSONS						
AGENCY	Assault Offenses	Homicide Offenses	Kidnapping / Abduction	Sex Offenses - Forcible	Sex Offenses - Nonforcible	Crimes Against Persons
Bluffdale PD	27	0	0	3	0	30
Bountiful PD	110	0	8	14	2	134
Brigham City PD	20	0	1	2	0	23
BYU PD	6	0	0	0	0	6
Cache-Rich Drug Task Force	0	0	0	0	0	0
Carbon County Sheriff	21	0	0	2	1	24
Centerville PD	22	0	3	4	1	30
Clearfield PD	142	0	0	35	0	177
Clinton PD	45	0	0	19	5	69
Daggett County Sheriff	1	0	0	0	0	1
Davis County Sheriff	55	0	2	5	1	63
Davis County Task Force	0	0	0	0	0	0
Draper PD	127	0	5	16	0	148
Duchesne County Sheriff	56	0	0	9	2	67
Farmington PD	35	0	1	4	0	40
Grantsville PD	30	0	2	6	0	38
Heber City PD	7	0	0	2	0	9
Helper PD	3	0	0	0	0	3
Hurricane PD	73	0	3	7	2	85
Ivins City Public Safety	20	0	0	3	0	23
Kaysville PD	51	1	5	9	0	66
Layton PD	292	0	1	35	2	330
Lindon PD	32	0	0	6	0	38
Logan PD	79	0	0	14	0	93
Midvale PD	135	0	3	15	0	153
Millard County Sheriff	44	0	1	2	0	47
Moab PD	11	1	1	0	0	13
Morgan County Sheriff	13	0	0	2	1	16
Murray PD	306	0	3	36	0	345
Naples PD	5	0	0	0	0	5
North Ogden PD	35	0	0	8	0	43
North Salt Lake PD	34	0	2	5	0	41
Ogden PD	1,160	1	49	51	6	1,267
Parks and Recreation	0	0	0	1	0	1
Perry PD	2	0	1	0	0	3
Pleasant Grove PD	54	0	3	12	1	70
Price PD	30	0	0	2	1	33
Provo PD	351	3	24	37	3	418
Riverdale PD	66	0	4	7	0	77
Roosevelt PD	71	1	1	7	0	80
Roy PD	143	0	10	23	2	178

Incident Based Reporting – Crimes Against Persons

CRIMES AGAINST PERSONS						
AGENCY	Assault Offenses	Homicide Offenses	Kidnapping / Abduction	Sex Offenses - Forcible	Sex Offenses - Nonforcible	Crimes Against Persons
Salt Lake City PD	2,091	6	45	149	11	2,302
Sandy PD	401	0	6	36	2	445
Saratoga Springs PD	37	0	2	11	0	50
South Jordan PD	110	1	4	26	0	141
South Ogden PD	57	0	3	4	0	64
South Salt Lake PD	325	2	2	37	0	366
Southern Utah University PD	0	0	0	1	0	1
Spanish Fork PD	10	0	0	9	3	22
St. George PD	239	0	19	42	2	302
Sunset PD	33	0	0	2	0	35
Syracuse PD	56	0	3	11	3	73
Taylorsville PD	363	1	7	37	1	409
Tooele County Sheriff	49	0	1	7	0	57
Tooele PD	243	0	28	37	4	312
Tremonton PD	20	0	0	8	0	28
Uintah County Sheriff	73	1	1	18	6	99
Unified PD of Greater Salt Lake	925	3	5	103	6	1,042
Utah County Sheriff	63	0	2	10	1	76
Utah State University Logan	2	0	0	1	0	3
Utah Transit Authority DPS	35	0	0	0	0	35
Vernal PD	67	1	2	9	2	81
Wasatch County Sheriff	28	0	1	8	0	37
Washington City PD	69	1	0	7	1	78
Washington County Sheriff	47	0	1	6	1	55
Weber County Sheriff	139	0	4	24	4	171
Wellington PD	7	0	0	0	0	7
West Bountiful PD	21	0	0	3	0	24
West Jordan PD	454	1	12	48	2	517
West Valley PD	959	2	50	94	1	1,106
Wildlife Resources	1	0	0	0	0	1
Willard PD	1	0	0	0	0	1
Woods Cross PD	42	0	1	4	1	48
TOTAL IBR OFFENSES	10,681	26	332	1,155	81	12,275

Since only 73 of the reporting agencies submit IBR data, IBR statistics reflect only crimes reported by those jurisdictions. They do not reflect statewide data. For a list of all agencies that submit IBR data, see Page 15.

Incident Based Reporting – Crimes Against Property

CRIMES AGAINST PROPERTY													
Agency	Arson	Bribery	Burglary / Breaking & Entering	Counterfeiting / Forgery	Destruction / Damage / Vandalism of Property	Embezzlement	Extortion / Blackmail	Fraud Offenses	Larceny / Theft Offenses	Motor Vehicle Theft	Robbery	Stolen Property Offenses	Crimes Against Property
Bluffdale PD	0	0	17	1	31	0	0	6	44	8	0	1	108
Bountiful PD	2	0	56	16	168	0	0	61	336	16	4	9	668
Brigham City PD	1	0	5	2	19	1	0	7	103	4	0	0	142
BYU PD	1	0	3	0	23	0	0	1	104	1	0	0	133
Cache-Rich Drug Task Force	0	0	2	0	0	0	0	0	1	0	0	0	3
Carbon County Sheriff	1	0	15	0	45	0	0	9	70	1	0	1	142
Centerville PD	1	0	16	14	67	0	0	52	179	9	0	12	350
Clearfield PD	4	0	55	12	201	0	0	34	329	15	3	2	655
Clinton PD	0	0	14	1	55	0	0	31	140	7	0	1	249
Daggett County Sheriff	0	0	3	0	2	0	0	0	2	0	0	0	7
Davis County Sheriff	1	0	20	1	58	0	0	23	53	9	0	2	167
Davis County Task Force	0	0	0	1	0	0	0	4	1	0	0	0	6
Draper PD	4	0	93	31	270	1	0	82	332	21	5	15	854
Duchesne County Sheriff	0	0	12	2	42	0	0	6	72	2	0	0	136
Farmington PD	2	0	9	3	46	0	0	12	86	2	0	0	160
Grantsville PD	0	0	15	3	18	0	0	18	16	5	0	1	76
Heber City PD	0	0	8	0	14	0	0	3	30	1	0	0	56
Helper PD	2	0	4	2	4	0	0	0	17	0	0	2	31
Hurricane PD	1	0	23	15	70	2	0	18	105	7	1	6	248
Ivins City Public Safety	0	0	9	1	11	0	0	6	15	0	0	0	42
Kaysville PD	0	0	36	2	90	1	0	15	122	6	0	2	274
Layton PD	1	0	118	37	351	19	0	142	795	22	7	4	1,496
Lindon PD	1	0	29	13	69	0	0	28	92	2	0	3	237
Logan PD	1	0	34	17	105	0	0	18	215	12	0	0	402
Midvale PD	0	0	64	16	182	0	0	22	385	57	9	0	735
Millard County Sheriff	1	0	22	2	22	0	0	3	89	6	0	0	145
Moab PD	1	0	7	3	35	0	0	2	43	1	0	0	92
Morgan County Sheriff	0	0	7	0	16	1	0	5	29	1	0	1	60
Murray PD	1	0	178	41	610	1	0	124	1,214	114	20	0	2,303
Naples PD	0	0	7	2	10	0	0	5	18	0	0	0	42
North Ogden PD	0	0	13	0	118	1	0	26	93	3	0	3	257
North Salt Lake PD	1	0	27	2	95	0	0	17	175	19	2	3	341
Ogden PD	8	0	407	133	1,313	1	2	186	1,706	156	50	30	3,992
Parks and Recreation	0	0	2	0	1	0	0	0	0	0	0	1	4
Perry PD	0	0	0	0	4	0	0	4	1	0	0	0	9
Pleasant Grove PD	1	0	50	8	107	0	0	36	191	9	1	4	407
Price PD	0	0	40	15	37	0	1	16	162	0	0	0	271
Provo PD	8	0	171	39	422	0	1	118	1,293	52	7	43	2,154
Riverdale PD	0	1	20	12	85	0	0	40	230	6	2	1	397
Roosevelt PD	0	0	13	8	32	0	0	17	95	4	0	2	171
Roy PD	1	0	50	9	145	0	0	33	355	10	3	6	612

Incident Based Reporting – Crimes Against Property

CRIMES AGAINST PROPERTY													
Agency	Arson	Bribery	Burglary / Breaking & Entering	Counterfeiting / Forgery	Destruction / Damage / Vandalism of Property	Embezzlement	Extortion / Blackmail	Fraud Offenses	Larceny / Theft Offenses	Motor Vehicle Theft	Robbery	Stolen Property Offenses	Crimes Against Property
Salt Lake City PD	15	0	815	197	1,625	4	6	423	4,675	654	181	106	8,701
Sandy PD	2	0	187	60	428	16	0	115	1,007	85	13	30	1,943
Saratoga Springs PD	0	0	18	5	54	0	0	12	87	4	1	2	183
South Jordan PD	0	0	81	20	131	0	0	66	361	27	2	0	688
South Ogden PD	0	0	39	10	47	1	0	20	131	6	4	1	259
South Salt Lake PD	1	0	107	31	537	3	3	78	561	105	25	12	1,463
Southern Utah University PD	0	0	0	0	9	0	0	0	5	0	0	0	14
Spanish Fork PD	2	0	29	6	123	0	0	39	183	8	1	1	392
St. George PD	1	0	119	31	448	0	0	88	649	50	4	17	1,407
Sunset PD	0	0	7	0	19	0	0	5	40	2	0	0	73
Syracuse PD	1	0	14	1	80	0	0	22	139	2	1	5	265
Taylorsville PD	3	0	161	68	358	1	0	198	874	146	30	31	1,870
Tooele County Sheriff	0	0	29	7	13	0	1	32	50	7	1	6	146
Tooele PD	3	0	115	23	227	0	1	154	566	50	2	3	1,144
Tremonton PD	0	0	13	4	54	1	0	14	74	1	0	0	161
Uintah County Sheriff	1	0	31	6	63	0	0	12	82	4	0	0	199
Unified PD of Salt Lake	18	0	574	131	1,566	2	0	548	2,536	261	48	50	5,734
Utah County Sheriff	0	0	28	8	101	0	0	11	93	6	0	5	252
Utah State University Logan	0	0	7	0	33	0	0	5	65	0	0	2	112
Utah Transit Authority DPS	0	0	0	1	41	0	0	3	1,076	11	3	1	1,136
Vernal PD	0	0	10	15	57	0	0	12	128	6	1	0	229
Wasatch County Sheriff	0	0	16	0	35	0	0	3	61	3	0	0	118
Washington City PD	1	0	32	7	77	0	0	48	145	15	1	5	331
Washington County Sheriff	2	0	17	5	46	0	0	10	57	7	0	4	148
Weber County Sheriff	0	0	120	9	229	1	1	71	401	27	2	5	866
Wellington PD	0	0	4	2	1	0	0	5	16	0	0	0	28
West Bountiful PD	0	0	11	3	33	0	0	10	63	8	0	4	132
West Jordan PD	10	0	212	95	792	1	0	150	1,289	98	11	18	2,676
West Valley PD	4	0	448	128	788	17	0	209	1,880	310	67	81	3,932
Wildlife Resources	0	0	0	0	2	0	0	0	5	0	0	1	8
Willard PD	0	0	0	0	2	0	0	0	4	0	0	0	6
Woods Cross PD	1	0	20	4	40	1	0	30	101	12	2	8	219
TOTAL IBR OFFENSES	110	1	4,938	1,341	13,052	76	16	3,623	26,742	2,503	514	553	53,469

Since only 73 of the reporting agencies submit IBR data, IBR statistics reflect only crimes reported by those jurisdictions. They do not reflect statewide data. For a list of all agencies that submit IBR data, see Page 15.

Incident Based Reporting – Crimes Against Society

CRIMES AGAINST SOCIETY AND TOTAL IBR OFFENSES							
Agency	Drug / Narcotic Offenses	Gambling Offenses	Pornography / Obscene Material	Prostitution Offenses	Weapon Law Violations	Crimes Against Society	TOTAL IBR OFFENSES
Bluffdale PD	45	0	0	0	3	48	186
Bountiful PD	169	0	1	1	3	174	976
Brigham City PD	0	0	0	0	2	2	167
BYU PD	2	0	0	0	0	2	141
Cache-Rich Drug Task Force	67	0	0	0	2	69	72
Carbon County Sheriff	38	0	4	0	4	46	212
Centerville PD	79	0	0	0	4	83	463
Clearfield PD	144	0	3	0	21	168	1,000
Clinton PD	57	0	3	0	5	65	383
Daggett County Sheriff	3	0	1	0	0	4	12
Davis County Sheriff	243	0	0	0	12	255	485
Davis County Task Force	83	0	0	0	4	87	93
Draper PD	114	0	1	0	18	133	1,135
Duchesne County Sheriff	48	0	0	0	6	54	257
Farmington PD	39	0	2	0	2	43	243
Grantsville PD	10	0	1	0	5	16	130
Heber City PD	9	0	0	0	0	9	74
Helper PD	29	0	0	0	2	31	65
Hurricane PD	42	0	2	0	5	49	382
Ivins City Public Safety	27	0	0	0	0	27	92
Kaysville PD	60	0	1	0	1	62	402
Layton PD	233	0	10	23	23	289	2,115
Lindon PD	69	0	0	0	4	73	348
Logan PD	135	0	0	0	9	144	639
Midvale PD	165	0	0	1	11	177	1,065
Millard County Sheriff	43	0	2	0	6	51	243
Moab PD	9	0	0	0	0	9	114
Morgan County Sheriff	39	0	0	0	3	42	118
Murray PD	221	0	1	1	21	244	2,892
Naples PD	8	0	2	0	2	12	59
North Ogden PD	18	0	2	0	11	31	331
North Salt Lake PD	54	0	0	0	6	60	442
Ogden PD	783	5	0	12	102	902	6,161
Parks and Recreation	5	0	0	0	0	5	10
Perry PD	1	0	0	0	0	1	13
Pleasant Grove PD	143	0	0	0	5	148	625
Price PD	62	0	1	0	4	67	371
Provo PD	434	0	8	0	55	497	3,069
Riverdale PD	94	0	2	0	3	99	573
Roosevelt PD	69	0	0	0	3	72	323
Roy PD	69	0	6	0	8	83	873

Incident Based Reporting – Crimes Against Society

CRIMES AGAINST SOCIETY AND TOTAL IBR OFFENSES							
Agency	Drug / Narcotic Offenses	Gambling Offenses	Pornography / Obscene Material	Prostitution Offenses	Weapon Law Violations	Crimes Against Society	TOTAL IBR OFFENSES
Salt Lake City PD	1,463	1	5	226	157	1,852	12,855
Sandy PD	520	0	7	1	29	557	2,945
Saratoga Springs PD	65	0	0	0	6	71	304
South Jordan PD	123	0	1	0	8	132	961
South Ogden PD	37	0	0	0	4	41	364
South Salt Lake PD	287	0	0	2	16	305	2,134
Southern Utah University PD	0	0	0	0	0	0	15
Spanish Fork PD	12	0	0	0	3	15	429
St. George PD	367	0	1	4	17	389	2,098
Sunset PD	11	0	0	0	2	13	121
Syracuse PD	52	0	16	0	1	69	407
Taylorsville PD	174	0	2	5	16	197	2,476
Tooele County Sheriff	109	0	0	0	9	118	321
Tooele PD	105	0	7	0	24	136	1,592
Tremonton PD	19	0	2	1	1	23	212
Uintah County Sheriff	166	0	3	0	14	183	481
Unified PD of Greater Salt Lake	444	0	5	13	43	505	7,281
Utah County Sheriff	418	0	0	2	38	458	786
Utah State University Logan	7	0	0	0	0	7	122
Utah Transit Authority DPS	54	0	0	0	4	58	1,229
Vernal PD	128	0	3	0	12	143	453
Wasatch County Sheriff	17	0	2	0	2	21	176
Washington City PD	66	0	1	0	13	80	489
Washington County Sheriff	73	0	1	0	10	84	287
Weber County Sheriff	96	0	21	0	20	137	1,174
Wellington PD	2	0	0	0	0	2	37
West Bountiful PD	38	0	0	0	1	39	195
West Jordan PD	356	0	12	3	41	412	3,605
West Valley PD	836	2	12	6	127	983	6,021
Wildlife Resources	30	0	0	0	26	56	65
Willard PD	1	0	0	0	0	1	8
Woods Cross PD	37	0	0	0	1	38	305
TOTAL IBR OFFENSES	10,075	8	154	301	1,020	11,558	77,302

Since only 73 of the reporting agencies submit IBR data, IBR statistics reflect only crimes reported by those jurisdictions. They do not reflect statewide data. For a list of all agencies that submit IBR data, see Page 15.

Incident Based Reporting – Group B Arrests

Agency	Bad Checks	Curfew / Loitering Violations	Disorderly Conduct	DUI	Drunkenness	Family Offenses, Nonviolent	Liquor Law Violations	Peeping Tom	Trespass	All Other Offenses	Grand Total
Bluffdale PD	0	0	2	12	1	2	30	0	4	68	119
Bountiful PD	2	28	10	36	16	0	30	2	11	149	284
Brigham City PD	0	2	5	0	0	0	3	0	0	59	69
BYU PD	0	0	0	0	0	1	0	0	12	10	23
Cache-Rich Task Force	0	0	0	6	1	0	1	0	0	0	8
Carbon CO Sheriff	0	0	8	2	0	10	2	0	2	8	32
Centerville PD	0	0	5	17	0	0	13	0	3	196	234
Clearfield PD	0	13	16	47	14	4	66	0	6	60	226
Clinton PD	1	7	7	8	14	1	37	0	6	22	103
Daggett CO Sheriff	0	0	0	4	0	0	0	0	0	3	7
Davis CO Sheriff	0	0	5	57	7	0	60	0	10	76	215
Draper PD	0	19	18	56	7	3	29	0	22	23	177
Duchesne CO Sheriff	0	0	7	18	17	7	21	0	2	135	207
Farmington PD	0	13	10	21	2	0	17	0	5	96	164
Grantsville PD	0	8	5	6	0	0	4	0	8	27	58
Heber City PD	0	0	0	8	11	0	3	0	1	69	92
Helper PD	0	0	3	2	0	1	10	0	0	7	23
Hurricane PD	0	9	15	22	2	2	28	0	6	89	173
Ivins City Public Safety	0	0	1	8	1	0	8	0	1	22	41
Kaysville PD	0	1	8	18	6	1	33	0	6	37	110
Layton PD	3	43	30	40	24	12	52	1	20	82	307
Lindon PD	0	1	13	12	3	2	17	0	5	120	173
Logan PD	1	63	31	65	49	3	115	1	15	336	679
Midvale PD	0	0	15	0	23	0	0	0	0	32	70
Millard CO Sheriff	0	0	3	9	16	0	11	0	1	9	49
Moab PD	0	0	5	9	0	0	6	0	0	35	55
Morgan CO Sheriff	0	0	0	10	0	2	3	0	0	10	25
Murray PD	2	0	22	63	44	23	44	1	40	163	402
Naples PD	0	1	2	10	0	2	6	0	0	57	78
North Ogden PD	0	0	5	8	0	5	5	0	3	18	44
North Salt Lake PD	1	14	12	14	0	1	6	0	0	137	185
Ogden PD	0	22	262	70	299	38	141	0	0	686	1,518
Parks and Recreation	0	0	0	4	0	0	5	0	0	7	16
Perry PD	0	0	0	0	0	1	0	0	0	5	6
Pleasant Grove PD	0	0	21	39	7	5	44	0	16	125	257
Price PD	0	0	33	14	0	3	18	1	1	9	79
Provo PD	4	14	65	75	31	4	57	0	81	496	827

Since only 73 of the reporting agencies submit IBR data, IBR statistics reflect only crimes reported by those jurisdictions. They do not reflect statewide data. For a list of all agencies that submit IBR data, see Page 15.

Incident Based Reporting – Group B Arrests

Agency	Bad Checks	Curfew / Loitering Violations	Disorderly Conduct	DUI	Drunkenness	Family Offenses, Nonviolent	Liquor Law Violations	Peeping Tom	Trespass	All Other Offenses	Grand Total
Riverdale PD	0	0	12	24	0	10	20	0	4	116	186
Roosevelt PD	0	4	26	0	0	3	25	0	0	173	231
Roy PD	1	27	37	17	0	9	35	0	4	65	195
Salt Lake City PD	0	2	347	582	677	73	1,105	0	739	2,162	5,687
Sandy PD	3	8	66	32	17	17	27	2	22	108	302
Saratoga Springs PD	0	4	14	22	1	3	27	0	6	101	178
South Jordan PD	0	0	4	21	5	8	22	0	0	52	112
South Ogden PD	0	0	5	13	0	0	2	0	0	51	71
South Salt Lake PD	0	0	12	66	36	8	14	0	4	284	424
Southern Utah Univ PD	0	0	0	0	0	0	5	0	0	1	6
Spanish Fork PD	2	0	14	14	15	3	27	0	18	115	208
St. George PD	1	21	35	69	51	3	195	0	33	372	780
Sunset PD	0	0	0	5	0	0	0	0	0	0	5
Syracuse PD	0	1	8	16	16	4	56	0	1	170	272
Taylorville PD	0	0	25	33	20	24	24	0	8	276	410
Tooele CO Sheriff	0	0	28	24	0	4	29	0	10	201	296
Tooele PD	4	38	56	59	36	4	52	0	28	252	529
Tremonton PD	1	0	0	3	0	3	2	0	0	4	13
Uintah CO Sheriff	0	34	14	45	3	9	90	0	3	476	674
Unified PD of Salt Lake	0	5	159	125	71	37	368	0	118	476	1,359
USU PD	0	0	3	2	6	0	2	0	0	9	22
Utah CO Sheriff	0	0	14	81	3	3	215	0	35	174	525
Utah Transit Authority	0	0	23	0	0	0	10	0	190	138	361
Vernal PD	0	3	44	32	0	5	116	0	1	346	547
Wasatch CO Sheriff	0	0	0	0	0	0	0	0	0	2	2
Washington City PD	1	4	14	21	12	3	32	0	0	61	148
Washington CO Sheriff	0	0	0	24	2	1	26	0	2	226	281
Weber CO Sheriff	1	13	19	42	0	8	35	0	13	462	593
Wellington PD	0	0	2	0	0	0	0	0	0	0	2
West Bountiful PD	0	1	3	9	0	1	2	0	0	43	59
West Jordan PD	0	10	95	101	0	30	158	0	21	109	524
West Valley PD	1	2	115	155	204	15	66	0	82	195	835
Wildlife Resources	0	0	3	2	0	0	2	0	4	40	51
Willard PD	0	0	1	0	0	0	5	0	0	6	12
Woods Cross PD	0	1	11	3	0	0	7	0	0	37	59
TOTAL ARRESTS	29	436	1,853	2,432	1,770	421	3,726	8	1,633	10,786	23,094

Since only 73 of the reporting agencies submit IBR data, IBR statistics reflect only crimes reported by those jurisdictions. They do not reflect statewide data. For a list of all agencies that submit IBR data, see Page 15.