



**BUREAU OF CRIMINAL
IDENTIFICATION**

**FIREARM
STATISTICAL
REVIEW**

FOURTH QUARTER 2012

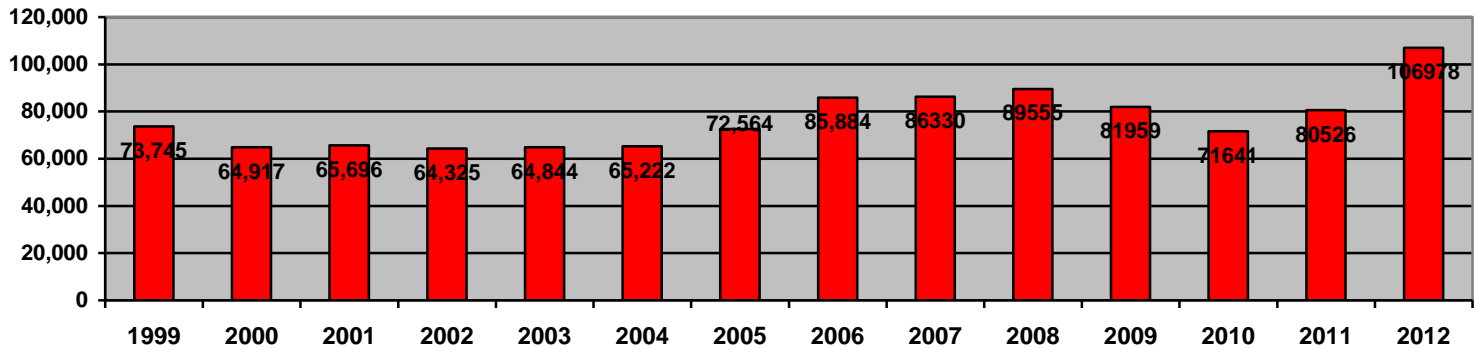
Brady Monthly Totals (12 Months) REGULAR FIREARM CHECKS (Not Individual Sales)

Month	Total	Denials	Denial Reasons					Denial %
			WARRANT	RECORD	*D V	*P O	*OTHER	
Dec '12	23,227	256	108	48	15	35	50	1.1%
Nov '12	13,244	157	77	34	8	7	31	1.2%
Oct '12	7579	146	58	33	8	13	34	1.9%
Sep '12	7266	119	49	34	5	8	23	1.6%
Aug '12	6700	114	40	27	8	17	22	1.7%
Jul '12	5475	117	38	19	11	12	37	2.1%
Jun '12	6048	144	47	32	14	11	40	2.4%
May '12	6204	168	61	32	25	19	31	2.7%
Apr '12	6986	169	45	49	12	20	43	2.4%
Mar '12	9236	209	81	38	20	22	48	2.3%
Feb '12	8515	289	102	62	36	27	62	3.4%
Jan '12	6498	193	56	41	30	21	45	3.0%
TOTALS	106,978	2081	762	449	192	212	466	1.95%

* Note D V = Domestic Violence P O = Protective Order

* OTHER = Drug addiction, Mental Incompetent, Illegal Alien, Renounced Citizenship, Dishonorable Discharge, National Instant Check Denial (NICS)

REGULAR FIREARM CHECKS BY YEAR



FIREARM CHECKS BY COUNTY

FOURTH QUARTER 2012

There were 44,050 regular firearm requests to purchase or redeem weapons during the 4th quarter of 2012. 559 requests were denied. The following tables reflect transfer requests by county, and the % of checks.

COUNTY	REQUESTS	PERCENT	COUNTY	REQUESTS	PERCENT
BEAVER	292	.66%	PIUTE	0	0%
BOX ELDER	132	.30%	RICH	7	.02%
CACHE	1320	3.0%	SALT LAKE	11294	25.6%
CARBON	245	.56%	SAN JUAN	59	.13%
DAGGETT	0	0%	SANPETE	258	.59%
DAVIS	1512	3.4%	SEVIER	702	1.6%
DUCHESNE	316	.72%	SUMMIT	213	.48%
EMERY	88	.20%	TOOELE	1068	2.4%
GARFIELD	24	.05%	UINTAH	2657	6.0%
GRAND	209	.47%	UTAH	10535	23.9%
IRON	1085	2.5%	WASATCH	167	.38%
JUAB	45	.10%	WASHINGTON	2338	5.3%
KANE	84	.19%	WAYNE	140	.32%
MILLARD	245	.56%	WEBER	7207	16.4%
MORGAN	55	.12%	TOTAL		95.95%

- All percentages rounded
- 3.98% have no county information

DENIALS

Month	Total	Denials	Denial Reasons					Denial %
			WARRANT	RECORD	*D V	*P O	*OTHER	
Dec '12	23,227	256	108	48	15	35	50	1.1%
Nov '12	13,244	157	77	34	8	7	31	1.2%
Oct '12	7579	146	58	33	8	13	34	1.9%

*D.V.= Domestic Violence Conviction *P.O. = Protective Order

* OTHER = Drug addiction, Mental Incompetent, Illegal Alien, Renounce Citizenship, Dishonorable Discharge, National Instant Check Denial (NICS)

2,107 Regular Firearm Requests were pawn redemptions, of which 111 (5.3%) were denied.
41,943 Regular Firearm Requests were sales of new or used weapons, of which 448 (1.1%) were denied.

There were 30,281 requests for Concealed Firearm Permit Verifications for the 4th Qtr. of 2012 for the purchase of firearms.

CONCEALED FIREARMS 4th QUARTER 2012

OVERVIEW

411,604 Total Valid Permits as of December 31, 2012
20,155 Permits Issued 4th Quarter
6,620 Permits Renewed 4th Quarter
45 Permits Revoked 4th Quarter
158 Permits Suspended 4th Quarter
149 Applications Denied 4th Quarter

352 new concealed carry applications or concealed firearm permits were denied, revoked or suspended during the 4th quarter of 2012. The applicant has the right to appeal to the Concealed Firearm Review Board, which will review the reason for denial. Approximately 15 revocation, denial, and suspension appeals are reviewed by the Concealed Firearm Review Board each quarter; the Board overturns approximately 1% after review.

A permit application may be denied for any of the following reasons:

1. Felony conviction
2. Convicted of an offense involving the use of alcohol
3. Convicted of a crime of violence
4. Convicted of any offenses involving controlled substance
5. Convicted of an offense of moral turpitude (fraud, theft, tax evasion, issuing bad checks, robbery, bribery, perjury, extortion, arson, criminal mischief, falsifying government records, forgery, receiving stolen property, burglary, vandalism, kidnapping)
6. Convicted of an offense involving domestic violence
7. Has been adjudicated as mentally incompetent
8. Is not qualified to purchase and possess a dangerous weapon or handgun pursuant to federal or Utah state law
9. Cause to believe applicant may be a danger to self or others by evidence including but not restricted to:
 - A. Past pattern of behavior involving unlawful violence or threats of unlawful violence
 - B. Past participation in incidents involving unlawful violence or threats of unlawful violence
 - C. Conviction of any offense in involving weapons violations

When assessing good character the bureau may consider mitigating circumstances. Mitigating circumstances may include length of time since an offense, number of offenses, and type of offenses.

DENIALS 4th QUARTER 2012

149 Concealed Carry Permit applications were denied during the 4th quarter of 2012. Listed below are the reasons for denial.

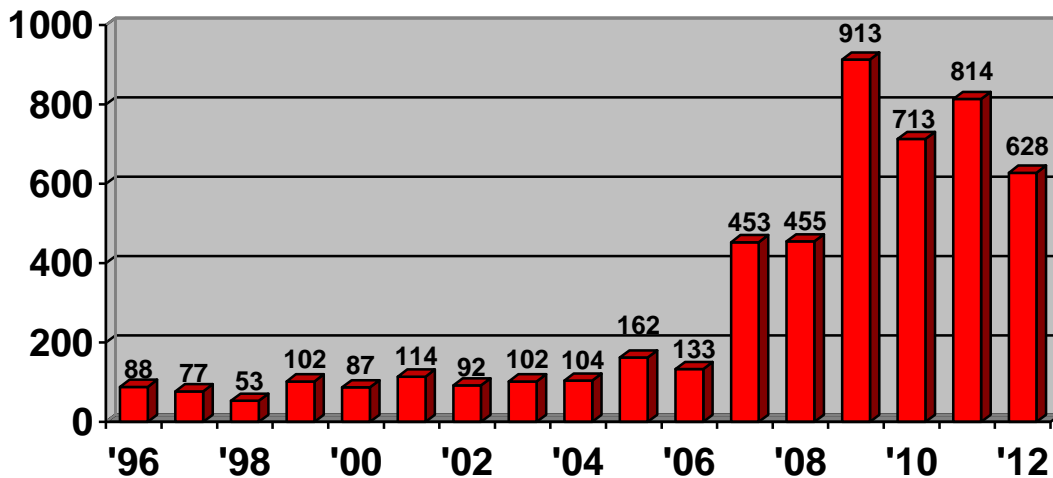
REASON	OCT '12	NOV '12	DEC '12
ALCOHOL VIOLATION	24	10	14
PROTECTIVE ORDER	5	3	2
WANTED PERSON	2	2	0
FIREARM OFFENSE	0	1	0
THREAT TO SELF/OTHERS	0	2	1
DOMESTIC VIOLENCE	7	6	3
MORAL TURPITUDE	12	11	3
CONTROLLED SUBSTANCE	7	3	2
FELONY	12	5	8
INSUFFICIENT FINGERPRINTS	0	0	0
OTHER	1	1	2
TOTAL	70	44	35

Felonies included:

- | | |
|---|---|
| <ul style="list-style-type: none"> Theft Delivery of a Controlled Substance Grand Theft Property Grand Larceny Sexual Abuse of a Child Sale of Unregistered Security Reckless Endangerment | <ul style="list-style-type: none"> Possession of Cocaine Fail to Stop for Police DUI Burglary Rape Child Fondling |
|---|---|

*Some permit holders had multiple charges, however only the most serious charge is represented.

DENIALS



REVOCATIONS 4th QUARTER 2012

45 Concealed Carry Permits were revoked during the 4th quarter of 2012. Listed below are the reasons for revocation.

REASON	OCT '12	NOV '12	DEC '12
ALCOHOL VIOLATION	11	11	1
PROTECTIVE ORDER	0	0	1
WANTED PERSON	0	0	1
FIREARM OFFENSE	0	1	0
THREAT TO SELF/OTHERS	1	3	0
DOMESTIC VIOLENCE	1	1	1
MORAL TURPITUDE	1	5	1
CONTROLLED SUBSTANCE	0	0	0
FELONY	1	3	0
INSUFFICIENT FINGERPRINTS	0	0	0
OTHER	0	0	1
TOTAL	15	24	6

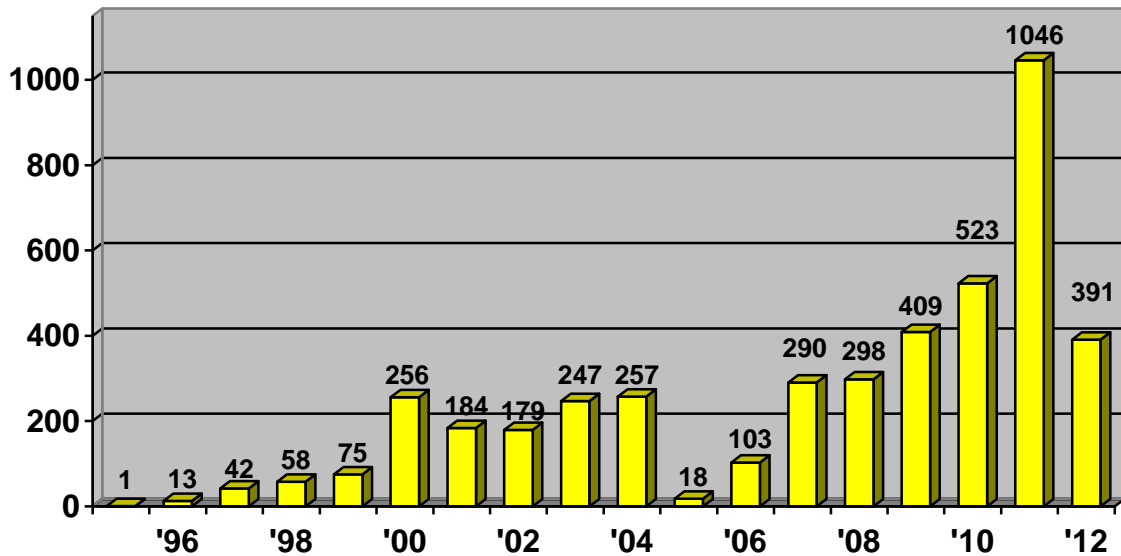
Felonies included:

Burglary
Fail to Stop for Police

Threat of Murder
Forgery

*Some permit holders had multiple charges, however only the most serious charge is represented.

REVOCATIONS



*In February of 2000, BCI implemented a new program to ensure the integrity of the Utah Concealed Carry Permit by checking arrest records on a daily basis, this accounts for the dramatic 241.3% increase seen in 2000.

SUSPENSIONS 4th QUARTER 2012

158 Concealed Carry Permits were suspended during the 4th quarter of 2012. Listed below are the reasons for suspension.

REASON	OCT '12	NOV '12	DEC '12
ALCOHOL VIOLATION	14	6	1
PROTECTIVE ORDER	2	3	0
WANTED PERSON	16	16	2
FIREARM OFFENSE	0	1	0
THREAT TO SELF/OTHERS	1	1	0
DOMESTIC VIOLENCE	0	1	0
MORAL TURPITUDE	3	7	3
CONTROLLED SUBSTANCE	4	5	0
FELONY	22	21	2
INSUFFICIENT FINGERPRINTS	4	21	1
OTHER	0	0	1
TOTAL	66	82	10

Felonies included:

Robbery
 Witness Tampering
 Intimidation with a Dangerous Weapon
 Aggravated Assault
 Forgery
 Child Abuse
 Possession of a Control Substance
 Theft

Child Endangerment
 Aggravated Sex Abuse of a Child
 Possession of Stolen Property
 Possession of Amphetamines
 Aggravated Assault
 Unlawful Use of a Weapon
 Forcible Sex Abuse
 Object Rape

*Some permit holders had multiple charges, however only the most serious charge is represented.

SUSPENSIONS

