



**BUREAU OF CRIMINAL
IDENTIFICATION**

**FIREARM
STATISTICAL
REVIEW**

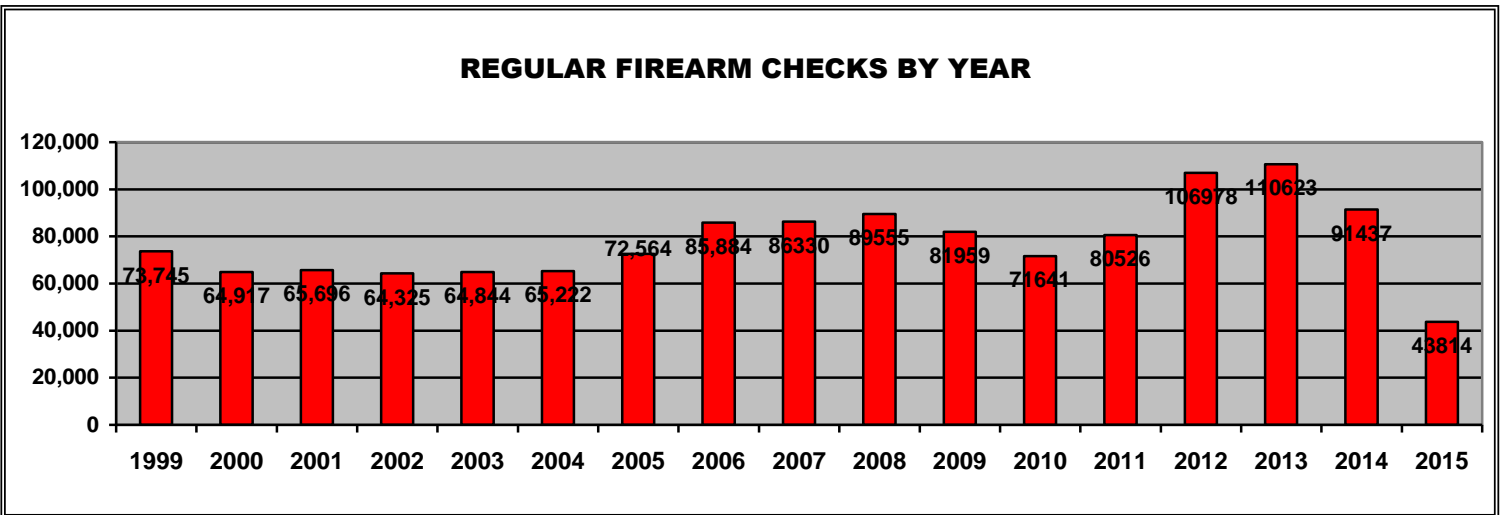
SECOND QUARTER 2015

Brady Monthly Totals (12 Months) REGULAR FIREARM CHECKS (Not Individual Sales)

Month	Total	Denials	Denial Reasons										Denial %
			WAR	Fel	State	D V	Drug	Ment	IA	P O	PF	DD	
Jun '15	6057	134	43	30	16	4	14	4	0	16	7	0	2.2%
May '15	6718	144	47	33	18	10	9	3	0	17	7	0	2.1%
Apr '15	6718	160	52	32	14	14	17	5	2	20	4	0	2.4%
Mar '15	8071	241	80	51	30	14	23	5	1	30	7	0	3.0%
Feb '15	9004	266	102	60	27	16	20	4	3	26	8	0	2.95%
Jan '15	7246	190	57	60	21	13	13	1	3	20	2	0	2.6%
Dec '14	13807	249	87	67	22	18	18	6	1	28	2	0	1.8%
Nov '14	10036	196	67	46	21	10	18	7	1	25	1	0	1.95%
Oct '14	7394	190	59	47	21	14	18	2	3	25	1	0	2.6%
Sep '14	7207	175	57	51	12	11	20	7	2	13	2	0	2.4%
Aug '14	6393	110	31	33	11	4	13	3	1	14	0	0	1.7%
Jul '14	5229	97	34	20	9	8	9	1	2	14	0	0	1.9%
TOTALS	93,880	2152	716	530	222	136	192	48	19	248	41	0	2.3%

* Note: WAR = Warrant, Fel = Felony, State = State Prohibitor, DV = Domestic Violence, Drug = Drug Prohibitor, Ment = Mental Defective, IA = Illegal Alien, P O = Protective Order, PF = Pending Felony, DD = Dishonorable Discharge

REGULAR FIREARM CHECKS BY YEAR



FIREARM CHECKS BY COUNTY

SECOND QUARTER 2015

There were 19,493 regular firearm requests to purchase or redeem weapons during the 2nd quarter of 2015. 438 requests were denied. The following tables reflect transfer requests by county, and the % of checks.

COUNTY	REQUESTS	PERCENT	COUNTY	REQUESTS	PERCENT
BEAVER	238	1.2%	PIUTE	0	0%
BOX ELDER	191	.98%	RICH	11	.06%
CACHE	948	4.9	SALT LAKE	5087	26.1%
CARBON	191	.98%	SAN JUAN	29	.15%
DAGGETT	0	0%	SANPETE	189	.97%
DAVIS	1274	6.5%	SEVIER	255	1.31%
DUCHESNE	293	1.5%	SUMMIT	134	.69%
EMERY	52	.27%	TOOELE	520	2.67%
GARFIELD	9	.05%	UINTAH	855	4.39%
GRAND	112	.58%	UTAH	4221	21.65%
IRON	651	3.3%	WASATCH	236	1.21%
JUAB	38	.20%	WASHINGTON	1563	8.02%
KANE	68	.35%	WAYNE	5	.03%
MILLARD	185	.95%	WEBER	2067	10.6%
MORGAN	71	.36%	TOTAL		100%

- All percentages rounded
- Recording process for counties corrected in October 2014

DENIALS

Month	Total	Denials	Denial Reasons										Denial %
			WAR	Fel	State	*D V	Drug	Ment	IA	*P O	PF	DD	
Jun '15	6057	134	43	30	16	4	14	4	0	16	7	0	2.2%
May '15	6718	144	47	33	18	10	9	3	0	17	7	0	2.1%
Apr '15	6718	160	52	32	14	14	17	5	2	20	4	0	2.4%

* Note: WAR = Warrant, Fel = Felony, State = State Prohibitor, DV = Domestic Violence, Drug = Drug Prohibitor, Ment = Mental Defective, IA = Illegal Alien, PO = Protective Order, PF = Pending Felony, DD = Dishonorable Discharge

1,638 Regular Firearm Requests were pawn redemptions, of which 128 (7.8%) were denied.
 17,855 Regular Firearm Requests were sales of new or used weapons, of which 310 (1.7%) were denied.

There were 15,999 requests for Concealed Firearm Permit Verifications for the 2nd Qtr. of 2015 for the purchase or redemption of firearms.

CONCEALED FIREARMS 2nd QUARTER 2015

OVERVIEW

611,919 Total Valid Permits as of June 30, 2015
407,187 Permit Holders are non-residents
204,732 Permit Holders are Utah residents

20,941 Permits Issued 2nd Quarter
13,307 Permits Renewed 2nd Quarter
206 Applications Denied 2nd Quarter
304 Permits Revoked 2nd Quarter
371 Permits Suspended 2nd Quarter

881 new concealed carry applications or concealed firearm permits were denied, revoked or suspended during the 2nd quarter of 2015. The applicant has the right to appeal to the Concealed Firearm Review Board, which will review the reason for denial. Approximately 15 revocation, denial, and suspension appeals are reviewed by the Concealed Firearm Review Board each quarter; the Board overturns approximately 1% after review.

A permit application may be denied for any of the following reasons:

1. Felony conviction
2. Convicted of an offense involving the use of alcohol
3. Convicted of a crime of violence
4. Convicted of any offenses involving controlled substance
5. Convicted of an offense of moral turpitude (fraud, theft, tax evasion, issuing bad checks, robbery, bribery, perjury, extortion, arson, criminal mischief, falsifying government records, forgery, receiving stolen property, burglary, vandalism, kidnapping)
6. Convicted of an offense involving domestic violence
7. Has been adjudicated as mentally incompetent
8. Is not qualified to purchase and possess a dangerous weapon or handgun pursuant to federal or Utah state law
9. Cause to believe applicant may be a danger to self or others by evidence including but not restricted to:
 - A. Past pattern of behavior involving unlawful violence or threats of unlawful violence
 - B. Past participation in incidents involving unlawful violence or threats of unlawful violence
 - C. Conviction of any offense in involving weapons violations
10. Submitting insufficient fingerprints for the Federal Bureau of Investigation to conduct a search of its files for criminal history information.

When assessing good character the bureau may consider mitigating circumstances. Mitigating circumstances may include length of time since an offense, number of offenses, and type of offenses.

DENIALS 2nd QUARTER 2015

206 Concealed Carry Permit applications were denied during the 2nd quarter of 2015. Listed below are the reasons for denial.

REASON	APRIL '15	MAY '15	JUNE '15
ALCOHOL VIOLATION	38	16	22
PROTECTIVE ORDER	2	2	1
WANTED PERSON	3	2	5
FIREARM OFFENSE	0	2	0
THREAT TO SELF/OTHERS	2	0	5
DOMESTIC VIOLENCE	3	4	7
MORAL TURPITUDE	18	11	12
CONTROLLED SUBSTANCE	13	5	4
FELONY	11	4	10
INSUFFICIENT FINGERPRINTS	0	0	0
OTHER	3	0	1
TOTAL	93	46	67

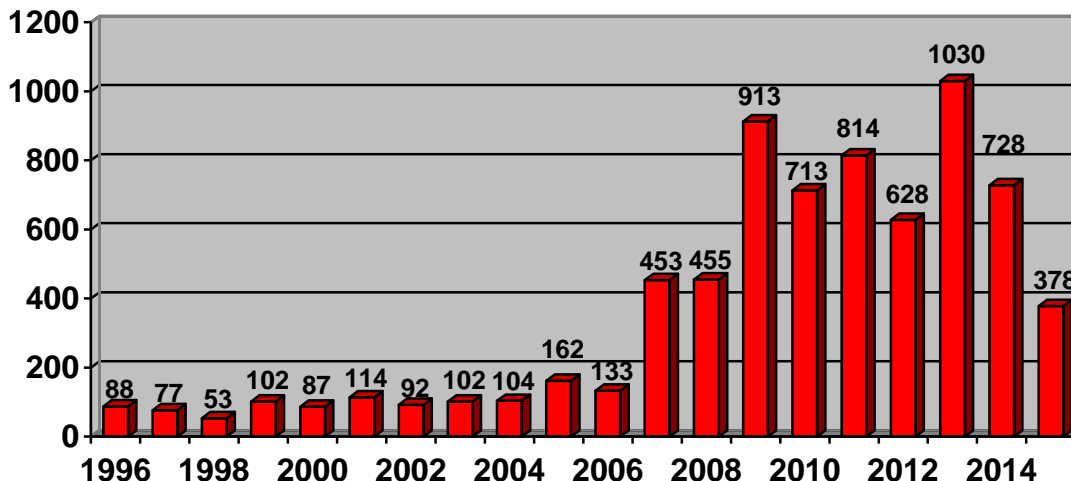
Felonies included:

Murder
 Aggravated Assault
 Criminal Driving
 Arson
 Burglary
 Evade Police Officer

Robbery
 Selling Weapons to Addicts
 Computer Fraud
 Sexual Abuse
 Criminal Mistreatment
 Grand Theft

*Some permit holders had multiple charges, however only the most serious charge is represented.

DENIALS



REVOCATIONS 2nd QUARTER 2015

304 Concealed Carry Permits were revoked during the 2nd quarter of 2015. Listed below are the reasons for revocation.

REASON	APRIL '15	MAY '15	JUNE '15
ALCOHOL VIOLATION	9	7	7
PROTECTIVE ORDER	1	0	0
WANTED PERSON	0	0	0
FIREARM OFFENSE	0	0	0
THREAT TO SELF/OTHERS	0	0	1
DOMESTIC VIOLENCE	0	1	0
MORAL TURPITUDE	0	0	1
CONTROLLED SUBSTANCE	1	1	0
FELONY	3	2	3
INSUFFICIENT FINGERPRINTS	108	98	57
OTHER	3	0	1
TOTAL	125	109	70

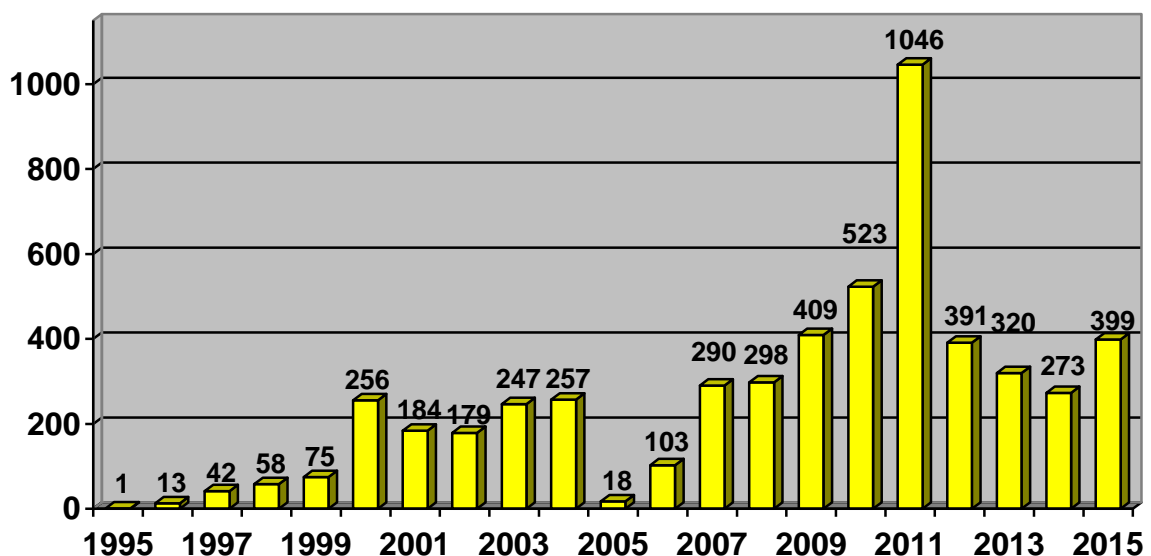
Felonies included:

Carry Concealed Firearm
 Aggravated DUI
 Mail Fraud
 Lure Child with Computer for Sex Act

Rape
 Possess Weapon by Restricted Person
 Aggravated Assault
 Drive while Suspended

*Some permit holders had multiple charges, however only the most serious charge is represented.

REVOCATIONS



SUSPENSIONS 2nd QUARTER 2015

371 Concealed Carry Permits were suspended during the 2nd quarter of 2015. Listed below are the reasons for suspension.

REASON	APRIL '15	MAY '15	JUNE '15
ALCOHOL VIOLATION	7	5	16
PROTECTIVE ORDER	2	2	0
WANTED PERSON	1	1	3
FIREARM OFFENSE	1	0	1
THREAT TO SELF/OTHERS	1	1	1
DOMESTIC VIOLENCE	1	0	0
MORAL TURPITUDE	7	3	7
CONTROLLED SUBSTANCE	0	2	4
FELONY	8	0	7
INSUFFICIENT FINGERPRINTS	124	92	67
OTHER	1	5	1
TOTAL	153	111	107

Felonies included:

Theft CCW in Vehicle Aggravated Kidnapping Aggravated Assault Falsify Business Records Possession of Controlled Substance	Attempted Forcible Sodomy Reckless Homicide Criminal Mischief Forcible Sexual Abuse Money Laundering Grand Theft
--	---

*Some permit holders had multiple charges, however only the most serious charge is represented.

SUSPENSIONS

