



# 2014 Crime in Utah Report

Utah Department of Public Safety  
Keith D. Squires, Commissioner

Utah Bureau of Criminal Identification  
Alice Moffat, Bureau Chief



# Table of Contents

## Contents

---

2014 CRIME IN UTAH REPORT INTRODUCTION .....	4
Acknowledgements.....	5
Non-Participating Agencies and County Coverage .....	7
Crime Factors .....	8
Index Crimes.....	9
Summary Based Reporting and Incident Based Reporting .....	10
Scoring of Offenses .....	11
2014 Summary Analysis .....	12
Crime Clock .....	13
Crime Cycle.....	14
SUMMARY BASED REPORTING.....	15
Index Crimes by Agency .....	16
Arrest Data by Agency.....	21
Arrest Data by Offense.....	26
Crime Trends.....	27
Homicide .....	27
Rape .....	32
Aggravated Assault .....	36
Burglary .....	38
Larceny / Theft.....	40
Motor Vehicle Theft.....	42
Property Stolen and Recovered .....	44
Ten Year Trends .....	45
Index Crimes .....	45
Homicides .....	46
Rapes.....	47
Robberies .....	48
Aggravated Assaults.....	49
Burglaries .....	50
Larcenies .....	51
Motor Vehicle Thefts .....	52

Hate Crimes..... 53

Officers Assaulted ..... 55

Law Enforcement Employees per Agency..... 58

INCIDENT BASED REPORTING..... 64

    Incident Based Reporting - Acknowledgements ..... 65

    Crimes Against Persons ..... 66

    Crimes Against Property..... 69

    Crimes Against Society and IBR Totals ..... 73

    IBR Domestic Violence Analysis ..... 77

    Group B Arrest Breakdown ..... 80

    Clearance Rates..... 84

GLOSSARY..... 86

## 2014 CRIME IN UTAH REPORT INTRODUCTION

---

This *2014 Crime in Utah* report is published by the Utah Department of Public Safety's Bureau of Criminal Identification (BCI) to give governmental leaders and citizens a better understanding of criminal activity in the state. The report is a compilation of crime data reported by local law enforcement agencies throughout the state. The data is reported under the guidelines of the Uniform Crime Reporting (UCR) program, a national program which uses generic crime definitions to ensure that crime data is comparable across political boundaries. BCI forwards data collected from Utah law enforcement agencies to the FBI, who in turn combines it with data from other states to compile and publish an annual report called *Crime in the United States*.

UCR data is collected in two formats: "summary based reporting" which has undergone only minor changes since the 1930s and "incident based reporting" (IBR) which uses computer technology to collect more detailed information. 75 agencies in Utah submitted IBR data in 2014, accounting for 53.19% of the agencies and covering 78.77% of Utah's population. 66 agencies in Utah (or 46.81%) submitted summary based data, or did not submit any data.

In the summary based system, crimes are divided into two categories: *Part I Crimes*, which include criminal homicide (murder, non-negligent manslaughter, and manslaughter by negligence), forcible rape (which is defined by the UCR program as the carnal knowledge of a female forcibly and against her will), robbery, aggravated assault, burglary, larceny-theft, motor vehicle theft, and arson; and *Part II Crimes*, which include all other non-traffic crimes. The Part I crimes, except manslaughter by negligence, make up the "crime index" used by the FBI to track our nation's crime situation. Therefore, these crimes are often referred to as "index crimes." The number of known offenses and arrests are reported on Part I Crimes, while only arrests are reported on Part II Crimes. If multiple Part I offenses are committed in the same criminal episode, only the most serious offense is reported.

The Part I Crimes are also categorized as *violent crimes* (murder and non-negligent manslaughter, forcible rape, robbery, and aggravated assault) and *property crimes* (burglary, larceny-theft, motor vehicle theft, and arson) for analysis purposes.

**The statistics presented in this report are only as accurate as the data provided by the local law enforcement agencies.**

Several law enforcement agencies in Utah do not submit their crime statistics to BCI, but forward them directly to the FBI. Such entities include military installations, national parks, and tribal lands. To view the crime statistics for such agencies, please refer to the FBI's *Crime in the United States* publication.

## Acknowledgements

The Department of Public Safety would like to acknowledge and recognize the following law enforcement agencies for their dedication to the UCR/IBR programs. Without their efforts to provide BCI with their crime data, this report would not be possible.

### **BEAVER COUNTY AGENCIES**

Beaver County Sheriff

### **BOX ELDER COUNTY AGENCIES**

Box Elder County Sheriff  
Brigham City PD  
Garland PD  
Perry PD  
Tremonton PD  
Willard PD

### **CACHE COUNTY AGENCIES**

Cache County Sheriff  
Cache-Rich Drug Task Force  
Logan PD  
North Park PD  
Smithfield PD  
Utah State University PD

### **CARBON COUNTY AGENCIES**

Carbon County Sheriff  
East Carbon PD  
Helper PD  
Price PD  
Utah State University – Eastern PD

### **DAGGETT COUNTY AGENCIES**

Daggett County Sheriff

### **DAVIS COUNTY AGENCIES**

Davis County Sheriff  
Bountiful PD  
Centerville PD  
Clearfield PD  
Clinton PD  
Davis Metro Narcotics Strike Force  
Farmington PD  
Kaysville PD  
Layton PD  
North Salt Lake PD  
Sunset PD  
Syracuse PD  
West Bountiful PD  
Woods Cross PD

### **DUCHESNE COUNTY AGENCIES**

Duchesne County Sheriff  
Roosevelt PD

### **EMERY COUNTY AGENCIES**

Emery County Sheriff

### **GARFIELD COUNTY AGENCIES**

Escalante PD

### **GRAND COUNTY AGENCIES**

Grand County Sheriff  
Moab PD

### **IRON COUNTY AGENCIES**

Iron County Sheriff  
Brian Head Marshal  
Cedar City PD  
Enoch PD  
Parowan PD  
Southern Utah University PD

### **JUAB COUNTY AGENCIES**

Juab County Sheriff  
Nephi PD

### **KANE COUNTY AGENCIES**

Kane County Sheriff  
Big Water Marshal  
Kanab PD

### **MILLARD COUNTY AGENCIES**

Millard County Sheriff

### **MORGAN COUNTY AGENCIES**

Morgan County Sheriff

### **PIUTE COUNTY AGENCIES**

Piute County Sheriff

### **RICH COUNTY AGENCIES**

Rich County Sheriff

### **SALT LAKE COUNTY AGENCIES**

Unified Police Dept Of Greater Salt Lake  
Bluffdale PD  
Cottonwood Heights PD  
Draper PD  
Granite School District PD  
Murray PD  
Salt Lake City PD  
Sandy PD  
South Jordan PD  
South Salt Lake PD  
University of Utah PD  
West Jordan PD  
West Valley City PD

### **SAN JUAN COUNTY AGENCIES**

San Juan County Sheriff  
Blanding PD  
Monticello PD

*continued*

**SANPETE COUNTY AGENCIES**

Sanpete County Sheriff  
Centerfield PD  
Ephraim PD  
Fairview PD  
Fountain Green PD  
Moroni PD  
Mt. Pleasant PD  
Snow College Public Safety

**SEVIER COUNTY AGENCIES**

Sevier County Sheriff  
Richfield PD  
Salina PD

**SUMMIT COUNTY AGENCIES**

Summit County Sheriff  
Kamas PD  
Park City PD

**TOOELE COUNTY AGENCIES**

Tooele County Sheriff  
Grantsville PD  
Stockton PD  
Tooele PD

**UINTAH COUNTY AGENCIES**

Uintah County Sheriff  
Naples PD  
Vernal PD

**UTAH COUNTY AGENCIES**

Utah County Sheriff  
American Fork/Cedar Hills PD  
Brigham Young University PD  
Lehi PD  
Lindon PD  
Lone Peak PD  
Mapleton PD  
Orem DPS  
Payson PD  
Pleasant Grove PD  
Provo PD  
Salem PD  
Santaquin/Genola PD  
Saratoga Springs PD  
Spanish Fork PD  
Springville PD  
Utah County Attorney - Investigations  
Utah County Major Crimes Task Force  
Utah Valley University PD

**WASATCH COUNTY AGENCIES**

Wasatch County Sheriff  
Heber City PD

**WASHINGTON COUNTY AGENCIES**

Washington County Sheriff  
Hurricane PD  
La Verkin PD  
Santa Clara – Ivins Public Safety  
Springdale PD  
St. George PD  
Washington City PD

**WAYNE COUNTY AGENCIES**

Wayne County Sheriff

**WEBER COUNTY AGENCIES**

Weber County Sheriff  
Harrisville PD  
North Ogden PD  
Ogden PD  
Pleasant View PD  
Riverdale PD  
Roy PD  
South Ogden PD  
Weber State University PD

**STATE OR REGIONAL AGENCIES**

Utah Division of Wildlife Resources  
Utah Highway Patrol  
Utah Parks and Recreation  
Utah Transit Authority PD

## Non-Participating Agencies and County Coverage

The population represented by the participating agencies listed on the previous pages constitutes 99.46% of the state. The population represented by non-participating agencies constitutes 0.54% of the state.

### Non-Participating Agencies:

County	Agency
Beaver	Minersville Marshal
Box Elder	Mantua PD
Carbon	Wellington PD
Garfield	Garfield Co So
Salt Lake	Alta Marshal
Sanpete	Gunnison PD
Sanpete	Spring City PD
Washington	Hildale PD
Washington	Leeds PD
Washington	Dixie State University PD

County	Population	Population Covered by Submitting Agencies	Percent of Population Covered
BEAVER	6,461	5,579	86.35%
BOX ELDER	51,518	50,824	98.65%
Cache	118,343	118,343	100.00%
Carbon	20,660	19,019	92.06%
DAGGETT	1,117	1,117	100.00%
Davis	329,692	329,692	100.00%
Duchesne	20,380	20,380	100.00%
EMERY	10,631	10,631	100.00%
GARFIELD	5,024	793	15.78%
Grand	9,429	9,429	100.00%
Iron	47,269	47,269	100.00%
Juab	10,486	10,486	100.00%
Kane	7,254	7,254	100.00%
MILLARD	12,606	12,606	100.00%
MORGAN	10,608	10,608	100.00%
PIUTE	1,484	1,484	100.00%
RICH	2,293	2,293	100.00%
Salt Lake	1,091,742	1,091,352	99.96%
San Juan	15,251	15,251	100.00%
Sanpete	28,477	24,185	84.93%
Sevier	20,773	20,773	100.00%
Summit	39,105	39,105	100.00%
Tooele	61,598	61,598	100.00%
Uintah	36,867	36,867	100.00%
Utah	560,974	560,974	100.00%
Wasatch	27,714	27,714	100.00%
Washington	151,948	148,185	97.52%
WAYNE	2,723	2,723	100.00%
Weber	240,475	240,475	100.00%
<b>STATE TOTAL</b>	<b>2,942,902</b>	<b>2,876,879</b>	<b>99.46%</b>

### County Population Coverage:

## Crime Factors

In order to produce a meaningful statistical profile of crime within the State of Utah, each law enforcement agency is asked to participate in the Uniform Crime Reporting (UCR) program, reporting data on crimes that became known to law enforcement within their jurisdiction. Utah uses the same offense classifications used in the national UCR program so that the resulting crime statistics are comparable to those compiled across the nation.

In the UCR program, crimes are divided into two categories: Part I Crimes (or “Index Crimes”), which include homicide and non-negligent manslaughter, forcible rape, robbery, aggravated assault, burglary, larceny, motor vehicle theft, and arson; and Part II crimes, which include all other non-traffic offenses. If more than one Part I offense is committed in the same criminal episode, only the most serious offense is reported. Only arrest data is collected on the Part II crimes.

Crime rates in this publication are based on the stable population of the municipality. Although transient populations definitely impact the volume and nature of crime, it is impractical to base crime rate calculations on these fluctuating populations. Therefore, a municipality with high transient populations may have a higher crime rate than another municipality of similar size. *Characteristics of the community influence criminal activity and should be considered when attempting to interpret crime statistics presented herein.* Below are some factors which will affect the type and volume of crime that occurs and is subsequently reported in a given location.

- Density and size of the population of the community and of the surrounding area.
- Relative stability of the population, including seasonal, commuter, and other transient populations.
- Composition of the population, particularly with reference to age, sex, and socioeconomic status.
- Economic status, including job availability and mores of the population.
- Climate, including seasonal weather conditions.
- Cultural conditions such as educational levels, recreational opportunities, and religious characteristics.
- Effective strength of law enforcement, including cooperation of neighboring agencies, reservations and federal law enforcement agencies.
- Administrative and investigative emphasis and efficiency of the local law enforcement agency, including the degree of adherence to crime reporting standards.
- Policies of other components of the criminal justice system (i.e., prosecutorial, judicial, correctional, and probational).
- Attitudes of the public toward law enforcement and their crime reporting practices.

*This report reflects crime in Utah as far as it is completely and accurately reported by local law enforcement agencies to the Utah Bureau of Criminal Identification.*



## Index Crimes

Data for “Index Crimes by Agency” (formerly the “Local Agency Overview”) is compiled from information that local agencies submit to BCI. Refer to the Glossary section for definitions of the offenses listed below. Offenses are defined according to the FBI Uniform Crime Reporting definitions, which may vary from state or local crime statutes.

Law enforcement agencies (state, county and city) report the number of offenses that become known to them in the following crime categories:

1. Criminal Homicide
  - a. Murder and Non-Negligent Manslaughter
  - b. Manslaughter by Negligence (not an index crime)
  
2. Forcible Rape
  - a. Rape by Force
  - b. Attempts to Commit Forcible Rape
  
3. Robbery
  - a. Firearm
  - b. Knife or Cutting Instrument
  - c. Other Dangerous Weapon
  - d. Strong-Arm (Hands, Fists, Feet, etc.)
  
4. Assault
  - a. Firearm
  - b. Knife or Cutting Instrument
  - c. Other Dangerous Weapon
  - d. Hands, Fists, Feet, etc, Aggravated
  - e. Simple Assault (not an index crime)
  
5. Burglary
  - a. Forcible Entry
  - b. Unlawful Entry - No Force
  - c. Attempted Forcible Entry
  
6. Larceny-Theft
  
7. Motor Vehicle Theft
  - a. Autos
  - b. Trucks and Buses
  - c. Other Vehicles
  
8. Arson

## Summary Based Reporting and Incident Based Reporting

Law enforcement agencies submit their statistical information in one of two different formats: the older “summary based reporting” system and “incident based reporting” which is also referred to as “IBR” or “NIBRS.”

Generally, offenses of law occur singly as opposed to many being committed simultaneously. In these single-offense situations it must be decided whether the crime was one of the “Index Crimes”, and if so, it is scored accordingly (homicide, rape, robbery, etc.). However, if several offenses are committed at the same time by a person or a group of persons, the crimes are reported using a hierarchy approach in classifying and scoring. (e.g., during a convenience store robbery the store clerk is killed, a customer assaulted, merchandise stolen, and a customer’s car stolen.) Agencies that submit their data using the summary based method must report this crime under the guidelines of the FBI’s Hierarchy rule, in which only the most serious offense is counted, and the others are ignored for statistical reporting purposes. In the example above, only the murder of the clerk would be counted in the agency’s UCR statistics, and for statistical reporting purposes it would be as if the other crimes did not occur.

Agencies utilizing the incident based method of reporting do not use the Hierarchy Rule, so all criminal events in an incident are counted statistically. In the example above, the homicide, the assault, the theft, and the motor vehicle theft are all counted.

The data shown in the following “Index Crimes by Agency” (or “Local Agency Overview”) reports the statistics for all agencies *as if they were all reporting using the summary based format*. The data from the incident based agencies is converted into summary based data that the agency would have reported, had it been a summary based agency. The uniformity in reporting allows for more direct comparisons between agencies.

When viewing the data for the incident based agencies, starting on page 65, keep in mind that direct comparisons between the “Crime by Agency” and the “Incident Based Data” cannot be made because of the different nature of their methodologies. *If an agency submits data using the incident based format, the data seen for that agency in the “incident based” section is more accurate than the data seen for that same agency in the “Crime by Agency.”*

## Scoring of Offenses

Using the summary based reporting format, only those offenses *that became known to law enforcement* for Part I crimes and simple assault are counted under the Uniform Crime Reporting program. The method of scoring offenses varies with the type of crime committed.

For murder and non-negligent manslaughter, negligent manslaughter, forcible rape, aggravated assault and simple assault, one offense is scored for each victim, regardless of the number of offenders involved. For example, two offenders could be involved in the murder of one victim and in this case only one murder would be scored. If one offender murdered two victims, two homicides would be scored.

For robbery and larceny, one offense is scored for each distinct operation which is separate in time and place. The number of victims in any one operation does not determine the number of offenses. For example, if seven patrons in a bar are robbed, only one robbery is scored.

For burglary, one offense is scored for each structure which is illegally entered.

For motor vehicle theft, one offense is scored for each vehicle stolen.

In the summary based reporting system, arrest data is counted for 29 "Part II" crimes; including, but not limited to drug offenses, DUI, forgery, counterfeiting, fraud, etc. The summary based system only counts the number of persons arrested. The Hierarchy Rule is also applied to scoring the arrests. If one person is arrested for homicide, rape, motor vehicle theft, possession of narcotics and weapon law violations, only the arrest for the homicide rule is counted, as that is the most serious crime.

## 2014 Summary Analysis

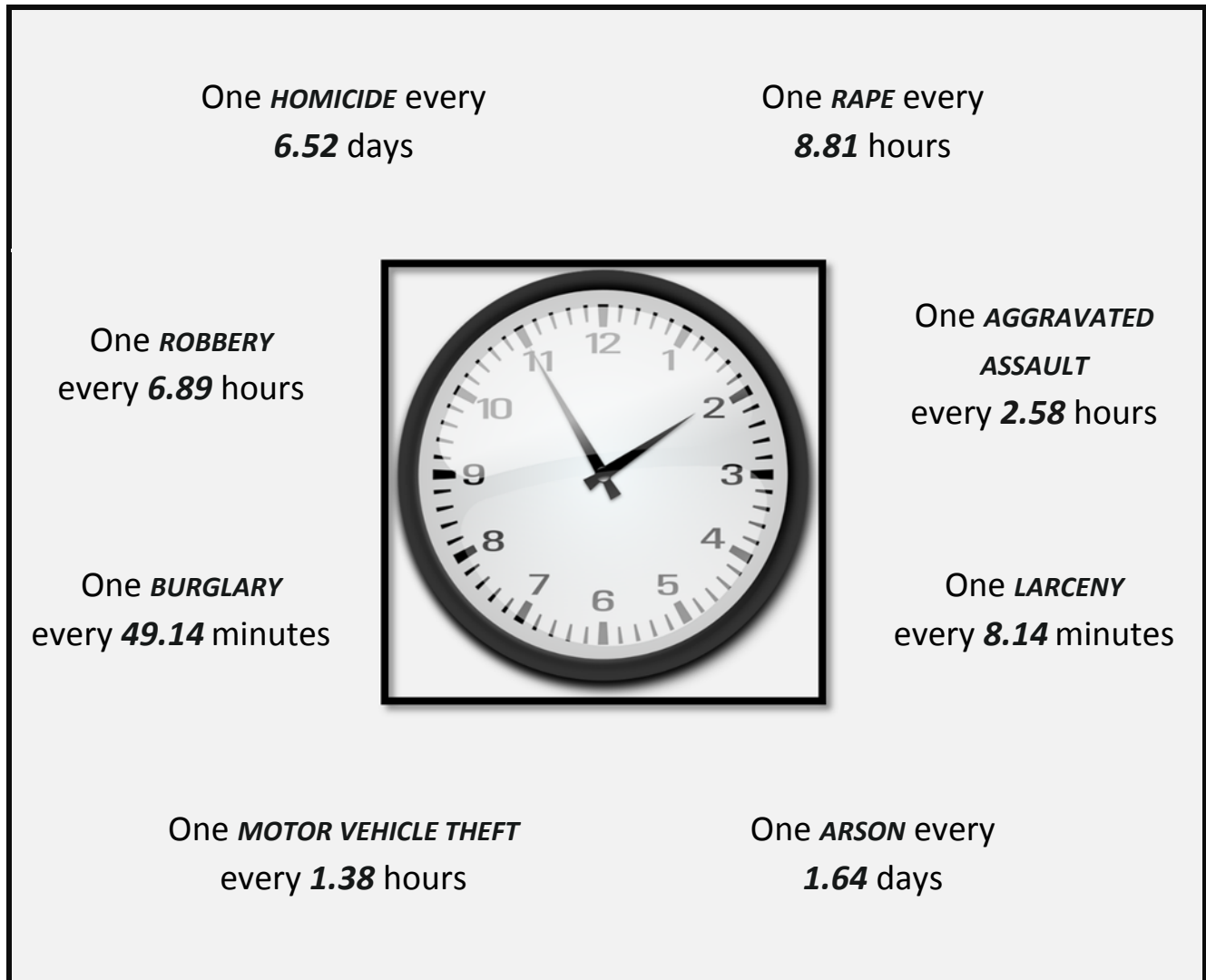
The population figures used in this report are based on data received from the U.S. Census Bureau. The U.S. Census Bureau's web site for population totals and the methodology used is located here:

<http://www.census.gov/popest/data/index.html>

- In 2014, a total of **87,615** index crimes were committed, which indicates a **5.24% decrease in the overall number of index crimes** from 2013.
- The number of **violent crimes decreased 3.95%** from the previous year; with an increase in the number of rapes (8.40%), homicides (9.80%), robberies (2.42%) and a decrease in aggravated assaults (9.26%).
- **Property crime decreased 5.33%**. All property crimes decreased this year, burglary (16.16%), larceny (3.31%), motor vehicle theft (4.88%), and arson (4.70%).
- Firearms were used in 56.90% of the homicides reported.
- 35.21% of the homicides reported involved family relationships, 63.38% did not, and in 1.41% of the homicides the victim/offender relationship was unknown.
- The value of reported property stolen in 2014 amounted to \$95,849,788. Of that amount, \$26,735,978 was recovered, indicating a 27.89% recovery rate.
- **Residential burglaries accounted for approximately 73.84% of all burglaries**. Of all residential burglaries, approximately 60.69% were known to be committed during daytime hours (6:00 am to 6:00 pm), 35.95% were known to be committed during nighttime hours (6:00 pm to 6:00 am), and the time of day could not be established for approximately 3.36% of reported residential burglaries.
- Reported hate crimes increased from 59 in 2013 to 62 in 2014, a 5.08% increase.
- There were 117,050 arrests reported in 2014. This is up 12.20% from 2013.

## Crime Clock

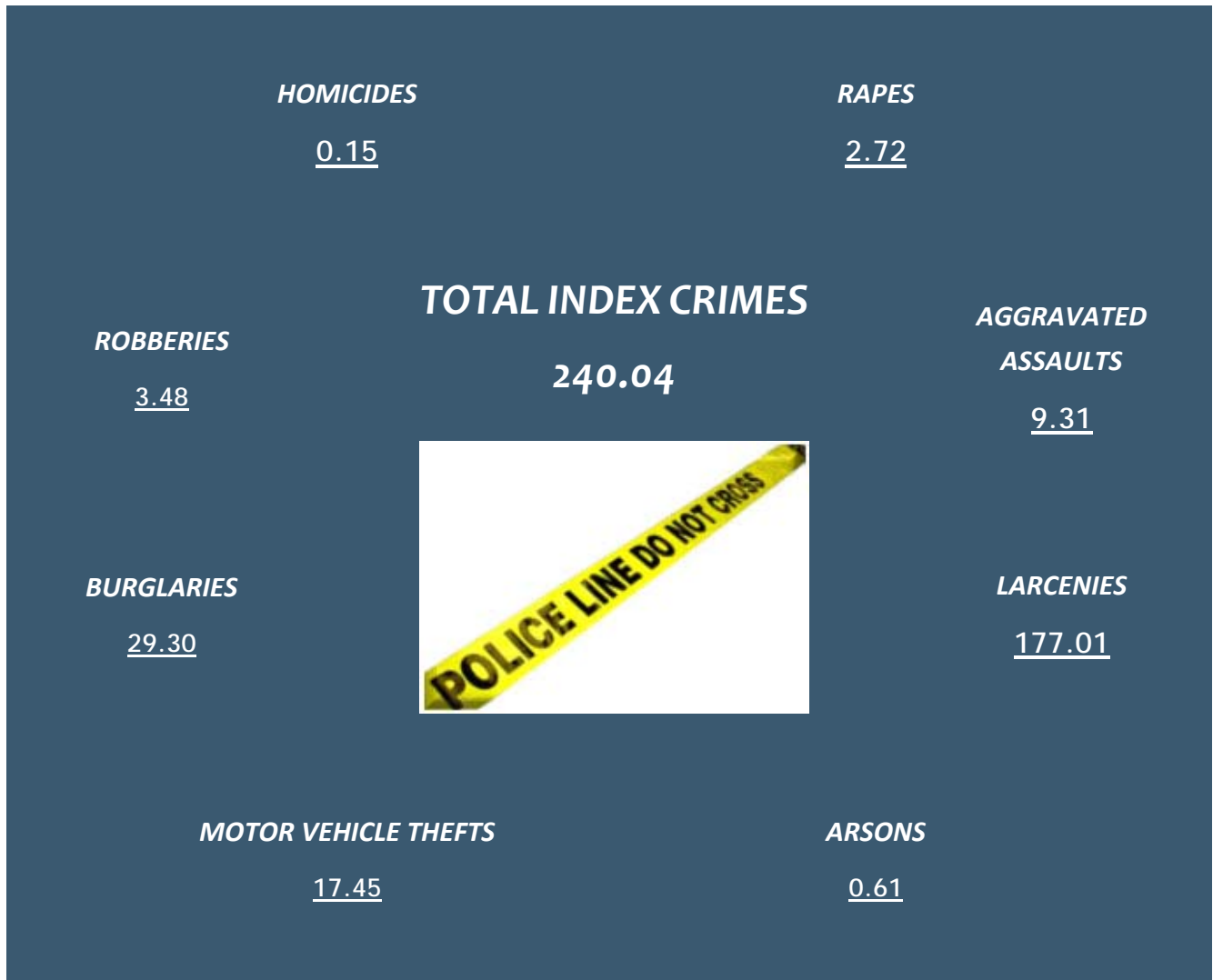
**On the average, one *INDEX CRIME* is reported every 6.00 minutes in the state of Utah.**



The Crime Clock should be viewed with care. Being an aggregate representation of summary based UCR data, it is designed to convey the annual reported crime experience by showing the relative frequency in occurrence of the Index Offenses. This mode of display should not be taken to imply regularity in the commission of the Part I Offenses; rather, it represents the annual ratio of crime to fixed time intervals.

Crime Cycle

**Average number of index crimes reported in a 24 hour period in Utah.**



The Crime Cycle should be viewed with care. Being an aggregate representation of summary based UCR data, it is designed to convey the annual reported crime experience by showing the relative frequency in occurrence of the Index Offenses. This mode of display should not be taken to imply regularity in the commission of the Part I Offenses; rather, it represents the annual ratio of crime to fixed time intervals.

## SUMMARY BASED REPORTING

---

The information in this section is presented in the summary based format. Information from incident based agencies is converted into what that agency would have submitted had it been a summary based agency. This allows for a more direct comparison between agencies.

Crime Rate per 1,000 shows how many crimes occurred per every 1,000 residents of the jurisdiction. However, this does not always reflect an accurate picture of crime in the jurisdiction; it also does not necessarily mean that the residents of that jurisdiction are more or less likely to commit crime than residents of other jurisdictions.

Colleges and universities with their own police departments submit information about crimes that occur on campus property. However, these agencies have a “zero” population, as the census bureau considers the students to be residents of the city or unincorporated area in which they live. Crimes reported by campus police departments are not always committed by students of the school. Many events that occur on a college campus can bring non-students onto the school’s property. The makeup of the area immediately surrounding the college must also be taken into consideration.

Several agencies submitting data to Utah’s UCR database include agencies that cover more than one city or county. Such agencies include Parks and Recreation, Utah Transit Authority, Wildlife Resources, drug task forces, and other such agencies.

Throughout the course of a calendar year existing law enforcement agencies could disband and new agencies could be formed. Agencies do not always submit a full 12 months of data, while some agencies submit a combination of both summary based data and incident based reporting.

The Arrest Data by Agency and the Adult and Juvenile Arrest totals are also presented in the summary based format so that more direct comparisons can be made between agencies.

## Index Crimes by Agency

Data for the Index Crimes by Agency is compiled from information that local agencies submit to BCI. Refer to the Glossary section for definitions of the offenses listed below. Offenses are defined according to the FBI Uniform Crime Reporting definitions, which may vary from the state crime statutes. Data seen here is reported as if each agency reported data using the "summary based" format.

Agency	Population	Homicide	Rape	Robbery	Aggravated Assault	Burglary	Larceny	Motor Vehicle Theft	Arson	Total Crime Index	Crime Rate Per 1000
BEAVER COUNTY SHERIFF	5,579	1	0	0	1	18	78	7	0	105	18.82
MINERSVILLE	882	No Data Submitted								0	0.00
<b>BEAVER COUNTY TOTALS</b>	<b>6,461</b>	<b>1</b>	<b>0</b>	<b>0</b>	<b>1</b>	<b>18</b>	<b>78</b>	<b>7</b>	<b>0</b>	<b>105</b>	<b>16.00</b>
BOX ELDER COUNTY SHERIFF	15,309	0	1	0	5	54	144	17	0	221	14.44
BRIGHAM CITY PD	18,631	0	6	1	20	75	345	40	3	490	26.30
TREMONTON PD	8,066	0	4	0	12	44	186	11	1	258	31.99
GARLAND PD	2,422	0	0	0	1	11	60	1	0	73	30.14
MANTUA PD	694	No Data Submitted								0	0.00
WILLARD PD	1,775	0	1	0	0	8	13	9	1	32	18.03
PERRY PD	4,621	0	0	0	4	7	67	0	1	79	17.10
<b>BOX ELDER COUNTY TOTALS</b>	<b>51,518</b>	<b>0</b>	<b>12</b>	<b>1</b>	<b>42</b>	<b>199</b>	<b>815</b>	<b>78</b>	<b>6</b>	<b>1,153</b>	<b>22.38</b>
CACHE COUNTY SHERIFF	44,184	0	7	0	9	57	187	13	0	273	6.18
LOGAN PD	48,997	2	16	4	13	120	639	18	2	814	16.61
NORTH PARK PD	14,148	0	6	0	1	25	225	4	0	261	18.45
SMITHFIELD PD	11,014	0	1	0	3	17	24	1	0	46	4.18
UTAH STATE UNIVERSITY LOGAN	0	0	2	0	2	4	80	0	0	88	
CACHE-RICH DRUG TASK FORCE	0	See Arrest Data								0	
<b>CACHE COUNTY TOTALS</b>	<b>118,343</b>	<b>2</b>	<b>32</b>	<b>4</b>	<b>28</b>	<b>223</b>	<b>1,155</b>	<b>36</b>	<b>2</b>	<b>1,482</b>	<b>12.52</b>
CARBON COUNTY SHERIFF	6,915	0	0	0	6	32	80	4	0	122	17.64
PRICE PD	8,358	1	2	0	9	88	327	8	0	435	51.93
HELPER PD	2,144	0	0	0	0	18	30	1	1	50	23.32
WELLINGTON PD	1,641	No Data Submitted								0	0.00
EAST CARBON PD	1,602	0	0	0	0	14	17	0	0	31	19.35
UTAH STATE UNIVERSITY EASTERN PD	0	0	0	0	0	1	7	0	0	8	
<b>CARBON COUNTY TOTALS</b>	<b>20,660</b>	<b>1</b>	<b>2</b>	<b>0</b>	<b>15</b>	<b>153</b>	<b>461</b>	<b>13</b>	<b>1</b>	<b>646</b>	<b>31.22</b>
<b>DAGGETT COUNTY SHERIFF</b>	<b>1,117</b>	<b>0</b>	<b>0</b>	<b>0</b>	<b>1</b>	<b>3</b>	<b>5</b>	<b>0</b>	<b>0</b>	<b>9</b>	<b>8.06</b>
DAVIS COUNTY SHERIFF	26,492	0	7	0	6	33	151	12	0	209	7.89
BOUNTIFUL PD	43,385	0	19	2	18	113	658	72	3	885	20.40
CLEARFIELD PD	30,484	1	4	8	14	97	519	27	7	677	22.21
LAYTON PD	72,231	1	23	11	36	173	1,258	55	5	1,562	21.63
CENTERVILLE PD	16,819	0	13	5	11	68	436	15	3	551	32.76
FARMINGTON PD	22,159	0	5	1	6	32	225	20	2	291	13.13



Agency	Population	Homicide	Rape	Robbery	Aggravated Assault	Burglary	Larceny	Motor Vehicle Theft	Arson	Total Crime Index	Crime Rate Per 1000
KAYSVILLE PD	29,494	0	6	2	6	34	147	13	1	209	7.09
NORTH SALT LAKE PD	19,193	0	6	0	8	76	302	53	3	448	23.34
SUNSET PD	5,149	0	0	0	4	9	82	3	0	98	19.03
WEST BOUNTIFUL PD	5,446	0	4	0	1	9	110	2	0	126	23.14
WOODS CROSS PD	11,097	0	2	2	6	24	108	26	2	170	15.32
CLINTON PD	21,104	0	1	1	7	25	195	9	1	239	11.32
SYRACUSE PD	26,639	2	2	1	6	25	228	5	3	272	10.21
DAVIS METRO NARCOTICS STRIKE FORCE	0	See Arrest Data								0	
<b>DAVIS COUNTY TOTALS</b>	<b>329,692</b>	<b>4</b>	<b>92</b>	<b>33</b>	<b>129</b>	<b>718</b>	<b>4,419</b>	<b>312</b>	<b>30</b>	<b>5,737</b>	<b>17.40</b>
DUCHESNE COUNTY SHERIFF	13,603	0	5	0	16	40	163	26	0	250	18.38
ROOSEVELT PD	6,777	0	22	1	13	34	217	32	0	319	47.07
<b>DUCHESNE COUNTY TOTALS</b>	<b>20,380</b>	<b>0</b>	<b>27</b>	<b>1</b>	<b>29</b>	<b>74</b>	<b>380</b>	<b>58</b>	<b>0</b>	<b>569</b>	<b>27.92</b>
<b>EMERY COUNTY SHERIFF</b>	<b>10,631</b>	<b>0</b>	<b>4</b>	<b>0</b>	<b>13</b>	<b>19</b>	<b>77</b>	<b>5</b>	<b>0</b>	<b>118</b>	<b>11.10</b>
GARFIELD COUNTY SHERIFF	4,231	No Data Submitted								0	0.00
ESCALANTE PD	793	0	1	0	0	2	6	0	0	9	11.35
<b>GARFIELD COUNTY TOTALS</b>	<b>5,024</b>	<b>0</b>	<b>1</b>	<b>0</b>	<b>0</b>	<b>2</b>	<b>6</b>	<b>0</b>	<b>0</b>	<b>9</b>	<b>1.79</b>
GRAND COUNTY SHERIFF	4,289	0	2	0	2	32	32	4	0	72	16.79
MOAB PD	5,140	0	2	0	8	14	149	14	1	188	36.58
<b>GRAND COUNTY TOTALS</b>	<b>9,429</b>	<b>0</b>	<b>4</b>	<b>0</b>	<b>10</b>	<b>46</b>	<b>181</b>	<b>18</b>	<b>1</b>	<b>260</b>	<b>27.57</b>
IRON COUNTY SHERIFF	8,723	1	6	1	22	32	76	19	0	157	18.00
CEDAR CITY PD	29,483	1	12	6	54	119	567	30	0	789	26.76
PAROWAN PD	2,862	0	0	0	3	10	13	2	0	28	9.78
SOUTHERN UTAH UNIVERSITY PD	0	0	0	0	0	1	17	0	0	18	
BRIAN HEAD MARSHAL	86	0	0	0	0	7	6	0	0	13	151.16
ENOCH PD	6,115	0	2	0	11	21	41	5	0	80	13.08
<b>IRON COUNTY TOTALS</b>	<b>47,269</b>	<b>2</b>	<b>20</b>	<b>7</b>	<b>90</b>	<b>190</b>	<b>720</b>	<b>56</b>	<b>0</b>	<b>1,085</b>	<b>22.95</b>
JUAB COUNTY SHERIFF	4,978	0	1	0	5	9	52	6	0	73	14.66
NEPHI PD	5,508	0	0	2	0	32	139	7	0	180	32.68
<b>JUAB COUNTY TOTALS</b>	<b>10,486</b>	<b>0</b>	<b>1</b>	<b>2</b>	<b>5</b>	<b>41</b>	<b>191</b>	<b>13</b>	<b>0</b>	<b>253</b>	<b>24.13</b>
KANE COUNTY SHERIFF	2,317	0	0	0	4	4	5	0	0	13	5.61
KANAB PD	4,463	0	0	0	14	5	33	4	0	56	12.55
BIG WATER MARSHALS OFFICE	474	0	0	0	0	2	5	0	0	7	14.77
<b>KANE COUNTY TOTALS</b>	<b>7,254</b>	<b>0</b>	<b>0</b>	<b>0</b>	<b>18</b>	<b>11</b>	<b>43</b>	<b>4</b>	<b>0</b>	<b>76</b>	<b>10.48</b>
<b>MILLARD COUNTY SHERIFF</b>	<b>12,606</b>	<b>0</b>	<b>2</b>	<b>0</b>	<b>30</b>	<b>31</b>	<b>207</b>	<b>5</b>	<b>0</b>	<b>275</b>	<b>21.82</b>
<b>MORGAN COUNTY SHERIFF</b>	<b>10,608</b>	<b>0</b>	<b>1</b>	<b>0</b>	<b>1</b>	<b>1</b>	<b>10</b>	<b>1</b>	<b>0</b>	<b>14</b>	<b>1.32</b>

Agency	Population	Homicide	Rape	Robbery	Aggravated Assault	Burglary	Larceny	Motor Vehicle Theft	Arson	Total Crime Index	Crime Rate Per 1000
<b>PIUTE COUNTY SHERIFF</b>	<b>1,484</b>	<b>0</b>	<b>0</b>	<b>0</b>	<b>1</b>	<b>4</b>	<b>4</b>	<b>1</b>	<b>0</b>	<b>10</b>	<b>6.74</b>
<b>RICH COUNTY SHERIFF</b>	<b>2,293</b>	<b>0</b>	<b>0</b>	<b>0</b>	<b>2</b>	<b>10</b>	<b>27</b>	<b>0</b>	<b>0</b>	<b>39</b>	<b>17.01</b>
UNIFIED POLICE DEPT OF GREATER SALT LAKE	337,263	5	103	182	426	1,596	8,266	1,255	22	11,855	35.15
MURRAY PD	48,822	1	31	55	107	284	1,964	144	1	2,587	52.99
SALT LAKE CITY PD	190,884	7	141	446	762	1,692	12,898	1,578	58	17,582	92.11
SOUTH SALT LAKE PD	24,784	2	41	44	119	210	1,186	254	2	1,858	74.97
SANDY PD	91,148	2	16	37	95	418	1,972	157	7	2,704	29.67
WEST JORDAN PD	110,920	0	13	38	156	286	1,606	167	3	2,269	20.46
UNIVERSITY OF UTAH PD	0	0	4	2	7	85	467	21	0	586	
DRAPER PD	46,202	1	8	8	43	159	907	86	5	1,217	26.34
SOUTH JORDAN PD	62,781	0	9	19	17	151	1,152	71	1	1,420	22.62
BLUFFDALE PD	9,887	0	2	0	5	36	84	7	0	134	13.55
ALTA MARSHAL	390	No Data Submitted								0	0.00
WEST VALLEY PD **	134,495	1	100	132	366	834	4,296	689	11	6,429	47.80
GRANITE SCHOOL DISTRICT PD	0	0	0	1	9	16	143	2	0	171	
COTTONWOOD HEIGHTS PD	34,166	0	6	9	26	107	556	46	0	750	21.95
<b>SALT LAKE COUNTY TOTALS</b>	<b>1,091,742</b>	<b>19</b>	<b>474</b>	<b>973</b>	<b>2,138</b>	<b>5,874</b>	<b>35,497</b>	<b>4,477</b>	<b>110</b>	<b>49,562</b>	<b>45.40</b>
SAN JUAN COUNTY SHERIFF	9,584	0	2	1	5	14	54	7	0	83	8.66
BLANDING PD	3,668	0	2	0	4	16	66	2	0	90	24.54
MONTICELLO PD	1,999	0	1	0	0	6	19	1	0	27	13.51
<b>SAN JUAN COUNTY TOTALS</b>	<b>15,251</b>	<b>0</b>	<b>5</b>	<b>1</b>	<b>9</b>	<b>36</b>	<b>139</b>	<b>10</b>	<b>0</b>	<b>200</b>	<b>13.11</b>
SANPETE COUNTY SHERIFF	9,223	1	2	0	3	11	88	11	0	116	12.58
CENTERFIELD PD	1,384	0	0	0	1	0	2	0	0	3	2.17
EPHRAIM PD	6,463	0	0	0	3	18	50	2	0	73	11.30
FAIRVIEW PD	1,271	0	1	0	0	2	2	0	0	5	3.93
FOUNTAIN GREEN PD	1,088	0	0	0	1	0	10	2	0	13	11.95
GUNNISON PD	3,291	No Data Submitted								0	0.00
MORONI PD	1,451	0	0	0	1	0	2	0	0	3	2.07
MT. PLEASANT PD	3,305	0	1	0	1	7	42	5	0	56	16.94
SPRING CITY PD	1,001	No Data Submitted								0	0.00
SNOW COLLEGE PD	0	0	1	0	0	3	27	0	0	31	0.00
<b>SANPETE COUNTY TOTALS</b>	<b>28,477</b>	<b>1</b>	<b>5</b>	<b>0</b>	<b>10</b>	<b>41</b>	<b>223</b>	<b>20</b>	<b>0</b>	<b>300</b>	<b>10.53</b>
SEVIER COUNTY SHERIFF	10,761	0	0	0	5	31	130	13	0	179	16.63
RICHFIELD PD	7,518	0	0	0	5	27	206	10	0	248	32.99
SALINA PD	2,494	0	2	0	1	15	69	3	0	90	36.09
<b>SEVIER COUNTY TOTALS</b>	<b>20,773</b>	<b>0</b>	<b>2</b>	<b>0</b>	<b>11</b>	<b>73</b>	<b>405</b>	<b>26</b>	<b>0</b>	<b>517</b>	<b>24.89</b>
SUMMIT COUNTY SHERIFF	29,058	0	2	1	30	58	316	27	0	434	14.94
KAMAS PD	1,989	0	0	0	0	6	21	0	0	27	13.57

Agency	Population	Homicide	Rape	Robbery	Aggravated Assault	Burglary	Larceny	Motor Vehicle Theft	Arson	Total Crime Index	Crime Rate Per 1000
PARK CITY PD	8,058	0	3	0	17	28	246	8	0	302	37.48
<b>SUMMIT COUNTY TOTALS</b>	<b>39,105</b>	<b>0</b>	<b>5</b>	<b>1</b>	<b>47</b>	<b>92</b>	<b>583</b>	<b>35</b>	<b>0</b>	<b>763</b>	<b>19.51</b>
TOOELE COUNTY SHERIFF	18,549	1	2	1	11	68	72	30	7	192	10.35
TOOELE PD	32,573	1	24	20	42	199	979	143	15	1,423	43.69
GRANTSVILLE PD	9,838	0	1	2	8	26	29	16	2	84	8.54
STOCKTON PD	638	0	0	0	0	4	3	1	0	8	12.54
<b>TOOELE COUNTY TOTALS</b>	<b>61,598</b>	<b>2</b>	<b>27</b>	<b>23</b>	<b>61</b>	<b>297</b>	<b>1,083</b>	<b>190</b>	<b>24</b>	<b>1,707</b>	<b>27.71</b>
UINTAH COUNTY SHERIFF	23,875	1	6	2	20	48	155	13	1	246	10.30
VERNAL PD	10,844	0	7	4	6	30	402	8	1	458	42.24
NAPLES PD	2,148	0	0	0	0	6	18	3	2	29	13.50
<b>UINTAH COUNTY TOTALS</b>	<b>36,867</b>	<b>1</b>	<b>13</b>	<b>6</b>	<b>26</b>	<b>84</b>	<b>575</b>	<b>24</b>	<b>4</b>	<b>733</b>	<b>19.88</b>
UTAH COUNTY SHERIFF	45,238	1	9	0	25	38	201	16	1	291	6.43
AMERICAN FORK/CEDAR HILLS PD	38,413	0	7	3	12	81	719	13	0	835	21.74
LEHI PD	56,275	0	19	5	14	144	527	40	0	749	13.31
OREM DPS	91,781	0	9	15	16	162	1,693	97	0	1,992	21.70
PAYSON PD	19,331	0	0	4	7	63	369	16	0	459	23.74
PLEASANT GROVE PD #	37,064	6	4	0	2	37	208	14	0	271	7.31
PROVO PD	114,801	1	67	19	61	208	1,909	102	6	2,373	20.67
SPANISH FORK PD	37,527	4	1	1	2	74	398	14	1	495	13.19
SPRINGVILLE PD	31,464	2	10	2	22	60	543	14	0	653	20.75
LONE PEAK PD	27,587	0	2	0	4	35	135	9	0	185	6.71
SALEM PD	7,237	0	2	0	4	12	50	2	0	70	9.67
SANTAQUIN PD	10,106	0	0	0	4	27	57	1	0	89	8.81
BYU PD	0	0	0	0	0	3	202	1	0	206	
LINDON PD	10,723	1	1	2	2	22	187	7	0	222	20.70
MAPLETON PD	9,071	0	1	0	2	13	66	2	0	84	9.26
UTAH VALLEY UNIVERSITY PD	0	0	0	0	1	4	78	3	0	86	
UTAH COUNTY MAJOR CRIMES TASK FORCE	0	0	0	0	0	0	3	0	0	3	
UTAH COUNTY ATTY - INVESTIGATIONS DIV	0	0	0	0	1	0	0	0	0	1	
SARATOGA SPRINGS PD	24,356	0	2	0	10	18	157	7	0	194	7.97
<b>UTAH COUNTY TOTALS</b>	<b>560,974</b>	<b>15</b>	<b>134</b>	<b>51</b>	<b>189</b>	<b>1,001</b>	<b>7,502</b>	<b>358</b>	<b>8</b>	<b>9,258</b>	<b>16.50</b>
WASATCH COUNTY SHERIFF	14,115	0	2	0	14	28	76	5	1	126	8.93
HEBER CITY PD	13,599	0	4	1	4	18	94	3	1	125	9.19
<b>WASATCH COUNTY TOTALS</b>	<b>27,714</b>	<b>0</b>	<b>6</b>	<b>1</b>	<b>18</b>	<b>46</b>	<b>170</b>	<b>8</b>	<b>2</b>	<b>251</b>	<b>9.06</b>
WASHINGTON COUNTY SHERIFF	12,241	2	3	2	11	30	85	4	0	137	11.11
ST. GEORGE PD	78,505	0	25	19	65	305	1,105	90	5	1,614	20.56
HURRICANE PD	15,032	0	1	1	10	26	167	12	1	218	14.50
LA VERKIN PD	4,163	0	1	1	7	14	45	7	0	75	18.02
LEEDS PD	837	No Data Submitted								0	0.00
SPRINGDALE PD	548	0	1	0	7	9	18	1	0	36	65.69

Agency	Population	Homicide	Rape	Robbery	Aggravated Assault	Burglary	Larceny	Motor Vehicle Theft	Arson	Total Crime Index	Crime Rate Per 1000
WASHINGTON CITY PD	23,360	0	7	4	12	53	432	13	2	523	22.39
HILDALE PD	2,926	No Data Submitted								0	0.00
DIXIE STATE UNIVERSITY PD	0	No Data Submitted								0	
SANTA CLARA IVINS PUBLIC SAFETY	14,336	0	1	1	7	23	60	4	0	96	6.70
<b>WASHINGTON COUNTY TOTALS</b>	<b>151,948</b>	<b>2</b>	<b>39</b>	<b>28</b>	<b>119</b>	<b>460</b>	<b>1,912</b>	<b>131</b>	<b>8</b>	<b>2,699</b>	<b>17.76</b>
<b>WAYNE COUNTY SHERIFF</b>	<b>2,723</b>	<b>0</b>	<b>0</b>	<b>0</b>	<b>1</b>	<b>3</b>	<b>6</b>	<b>0</b>	<b>0</b>	<b>10</b>	<b>3.67</b>
WEBER COUNTY SHERIFF	59,649	0	6	2	26	164	562	44	2	806	13.51
OGDEN PD	84,316	4	34	114	249	526	2,969	256	14	4,166	49.41
ROY PD	37,877	2	16	2	10	103	621	37	3	794	20.96
SOUTH OGDEN PD	16,852	0	6	4	11	52	229	20	0	322	19.11
NORTH OGDEN PD	18,172	0	8	0	4	27	159	11	4	213	11.72
RIVERDALE PD	8,592	0	7	4	6	21	430	14	1	483	56.22
WEBER STATE UNIVERSITY PD	0	0	0	0	0	6	41	0	0	47	
HARRISVILLE PD	6,069	0	0	0	6	21	132	2	0	161	26.53
PLEASANT VIEW PD	8,948	0	2	0	2	16	58	6	0	84	9.39
<b>WEBER COUNTY TOTALS</b>	<b>240,475</b>	<b>6</b>	<b>79</b>	<b>126</b>	<b>314</b>	<b>936</b>	<b>5,201</b>	<b>390</b>	<b>24</b>	<b>7,076</b>	<b>29.43</b>
UT DNR - WILDLIFE RESOURCES	0	0	0	0	2	1	13	0	0	16	
UT DNR - PARKS	0	0	0	0	2	1	27	2	0	32	
UTAH HIGHWAY PATROL	0	0	7	3	34	3	143	37	1	228	
UT DPS UTA SECTION	0	0	0	10	3	4	2,351	53	2	2,423	
<b>STATE AGENCY TOTALS</b>	<b>0</b>	<b>0</b>	<b>7</b>	<b>13</b>	<b>41</b>	<b>9</b>	<b>2,534</b>	<b>92</b>	<b>3</b>	<b>2,699</b>	
<b>STATE TOTALS</b>	<b>2,942,902</b>	<b>56</b>	<b>994</b>	<b>1,271</b>	<b>3,399</b>	<b>10,695</b>	<b>64,609</b>	<b>6,368</b>	<b>223</b>	<b>87,615</b>	<b>29.77</b>

\*\* Due to problems with data collection processes discrepancies in numbers are present.

# Pleasant Grove had 6 homicides reported in 2014, however, it is unknown when these homicides occurred.

## Arrest Data by Agency

Arrest data counts the number of persons arrested, not the number of charges that person is arrested for; nor does it count the number of offenses cleared by the arrest. If a person is arrested for more than one offense the reporting agency counts only the arrest for the most serious charge. An adult is a person 18 years of age or older; a juvenile is a person aged 17 or younger. Law enforcement agencies will report only those arrests made for offenses that occurred within their own jurisdictions.

Agency	Population	Adult	Juvenile	Total Arrests	Adult Arrests Per 1000	Juvenile Arrests per 1000
BEAVER COUNTY SHERIFF	5,579	144	0	144	25.81	
MINERSVILLE	882	No Data Submitted				
<b>TOTALS BEAVER COUNTY</b>	<b>6,461</b>	<b>144</b>	<b>0</b>	<b>144</b>	<b>22.29</b>	
BOX ELDER COUNTY SHERIFF	15,309	169	35	204	11.04	2.29
BRIGHAM CITY PD	18,631	340	119	459	18.25	6.39
TREMONTON PD	8,066	208	51	259	25.79	6.32
GARLAND PD	2,422	22	46	68	9.08	18.99
MANTUA PD	694	No Data Submitted				
WILLARD PD	1,775	37	4	41	20.85	2.25
PERRY PD	4,621	130	14	144	28.13	3.03
<b>TOTALS BOX ELDER COUNTY</b>	<b>51,518</b>	<b>906</b>	<b>269</b>	<b>1,175</b>	<b>17.59</b>	<b>5.22</b>
CACHE COUNTY SHERIFF	44,184	706	129	835	15.98	2.92
LOGAN PD	48,997	1,378	458	1,836	28.12	9.35
NORTH PARK PD	14,148	299	76	375	21.13	5.37
SMITHFIELD PD	11,014	91	35	126	8.26	3.18
UTAH STATE UNIVERSITY LOGAN	0	107	1	108		
CACHE-RICH DRUG TASK FORCE	0	163	12	175		
<b>TOTALS CACHE COUNTY</b>	<b>118,343</b>	<b>2,744</b>	<b>711</b>	<b>3,455</b>	<b>23.19</b>	<b>6.01</b>
CARBON COUNTY SHERIFF	6,915	121	4	125	17.50	0.58
PRICE PD	8,358	481	65	546	57.55	7.78
HELPER PD	2,144	74	2	76	34.51	0.93
WELLINGTON PD	1,641	No Data Submitted				
EAST CARBON PD	1,602	75	9	84	46.82	5.62
UTAH STATE UNIVERSITY EASTERN PD	0	10	0	10		
<b>TOTALS CARBON COUNTY</b>	<b>20,660</b>	<b>761</b>	<b>80</b>	<b>841</b>	<b>36.83</b>	<b>3.87</b>
<b>DAGGETT COUNTY SHERIFF</b>	<b>1,117</b>	<b>27</b>	<b>0</b>	<b>27</b>	<b>24.17</b>	<b>0.00</b>
DAVIS COUNTY SHERIFF	26,492	704	70	774	26.57	2.64
BOUNTIFUL PD	43,385	745	162	907	17.17	3.73

Agency	Population	Adult	Juvenile	Total Arrests	Adult Arrests Per 1000	Juvenile Arrests per 1000
CLEARFIELD PD	30,484	737	266	1,003	24.18	8.73
LAYTON PD	72,231	1,425	480	1,905	19.73	6.65
CENTERVILLE PD	16,819	662	113	775	39.36	6.72
FARMINGTON PD	22,159	252	112	364	11.37	5.05
KAYSVILLE PD	29,494	215	81	296	7.29	2.75
NORTH SALT LAKE PD	19,193	231	39	270	12.04	2.03
SUNSET PD	5,149	3	0	3	0.58	0.00
WEST BOUNTIFUL PD	5,446	151	14	165	27.73	2.57
WOODS CROSS PD	11,097	132	43	175	11.90	3.87
CLINTON PD	21,104	103	43	146	4.88	2.04
SYRACUSE PD	26,639	368	179	547	13.81	6.72
DAVIS METRO NARCOTICS STRIKE FORCE	0	103	1	104		
<b>TOTAL DAVIS COUNTY</b>	<b>329,692</b>	<b>5,831</b>	<b>1,603</b>	<b>7,434</b>	<b>17.69</b>	<b>4.86</b>
DUCHESNE COUNTY SHERIFF	13,603	435	79	514	31.98	5.81
ROOSEVELT PD	6,777	641	248	889	94.58	36.59
<b>TOTAL DUCHESNE COUNTY</b>	<b>20,380</b>	<b>1,076</b>	<b>327</b>	<b>1,403</b>	<b>52.80</b>	<b>16.05</b>
<b>EMERY COUNTY SHERIFF</b>	<b>10,631</b>	<b>199</b>	<b>15</b>	<b>214</b>	<b>18.72</b>	<b>1.41</b>
GARFIELD COUNTY SHERIFF	4,231	No Data Submitted				
ESCALANTE PD	793	14	0	14	17.65	0.00
<b>TOTAL GARFIELD COUNTY</b>	<b>5,024</b>	<b>14</b>	<b>0</b>	<b>14</b>	<b>2.79</b>	<b>0.00</b>
GRAND COUNTY SHERIFF	4,289	148	14	162	34.51	3.26
MOAB PD	5,140	335	25	360	65.18	4.86
<b>TOTAL GRAND COUNTY</b>	<b>9,429</b>	<b>483</b>	<b>39</b>	<b>522</b>	<b>51.22</b>	<b>4.14</b>
IRON COUNTY SHERIFF	8,723	543	27	570	62.25	3.10
CEDAR CITY PD	29,483	1,014	214	1,228	34.39	7.26
PAROWAN PD	2,862	35	1	36	12.23	0.35
SOUTHERN UTAH UNIVERSITY PD	0	14	0	14		
BRIAN HEAD MARSHAL	86	6	0	6	69.77	0.00
ENOCH PD	6,115	30	0	30	4.91	0.00
<b>TOTAL IRON COUNTY</b>	<b>47,269</b>	<b>1,642</b>	<b>242</b>	<b>1,884</b>	<b>34.74</b>	<b>5.12</b>
JUAB COUNTY SHERIFF	4,978	82	0	82	16.47	0.00
NEPHI PD	5,508	291	59	350	52.83	10.71
<b>TOTAL JUAB COUNTY</b>	<b>10,486</b>	<b>373</b>	<b>59</b>	<b>432</b>	<b>35.57</b>	<b>5.63</b>
KANE COUNTY SHERIFF	2,317	64	0	64	27.62	0.00
KANAB PD	4,463	49	16	65	10.98	3.59
BIG WATER MARSHALS OFFICE	474	21	0	21	44.30	0.00
<b>TOTAL KANE COUNTY</b>	<b>7,254</b>	<b>134</b>	<b>16</b>	<b>150</b>	<b>18.47</b>	<b>2.21</b>

Agency	Population	Adult	Juvenile	Total Arrests	Adult Arrests Per 1000	Juvenile Arrests per 1000
MILLARD COUNTY SHERIFF	12,606	160	72	232	12.69	5.71
MORGAN COUNTY SHERIFF	10,608	13	7	20	1.23	0.66
PIUTE COUNTY SHERIFF	1,484	8	4	12	5.39	2.70
RICH COUNTY SHERIFF	2,293	32	11	43	13.96	4.80
UNIFIED POLICE DEPT OF GREATER SALT LAKE	337,263	7,369	928	8,297	21.85	2.75
MURRAY PD	48,822	1,257	286	1,543	25.75	5.86
SALT LAKE CITY PD	190,884	18,355	1,271	19,626	96.16	6.66
SOUTH SALT LAKE PD	24,784	1,658	141	1,799	66.90	5.69
SANDY PD	91,148	2,409	724	3,133	26.43	7.94
WEST JORDAN PD	110,920	1,637	476	2,113	14.76	4.29
UNIVERSITY OF UTAH PD	0	210	5	215		
DRAPER PD	46,202	619	190	809	13.40	4.11
SOUTH JORDAN PD	62,781	772	222	994	12.30	3.54
BLUFFDALE PD	9,887	198	32	230	20.03	3.24
ALTA MARSHAL	390	No Data Submitted				
WEST VALLEY PD ‡	134,495	5,476	1,326	6,802	40.72	9.86
GRANITE SCHOOL DISTRICT PD	0	32	1,043	1,075		
COTTONWOOD HEIGHTS PD	34,166	989	141	1,130	28.95	4.13
<b>TOTAL SALT LAKE COUNTY</b>	<b>1,091,742</b>	<b>40,981</b>	<b>6,785</b>	<b>47,766</b>	<b>37.54</b>	<b>6.21</b>
SAN JUAN COUNTY SHERIFF	9,584	361	1	362	37.67	0.10
BLANDING PD	3,668	164	0	164	44.71	0.00
MONTICELLO PD	1,999	37	0	37	18.51	0.00
<b>TOTAL SAN JUAN COUNTY</b>	<b>15,251</b>	<b>562</b>	<b>1</b>	<b>563</b>	<b>36.85</b>	<b>0.07</b>
SANPETE COUNTY SHERIFF	9,223	80	126	206	8.67	13.66
CENTERFIELD PD	1,384	13	1	14	9.39	0.72
EPHRAIM PD	6,463	95	35	130	14.70	5.42
FAIRVIEW PD	1,271	3	0	3	2.36	0.00
FOUNTAIN GREEN PD	1,088	4	3	7	3.68	2.76
GUNNISON PD	3,291	No Data Submitted				
MORONI PD	1,451	2	2	4	1.38	1.38
MT. PLEASANT PD	3,305	60	15	75	18.15	4.54
SPRING CITY PD	1,001	No Data Submitted				
SNOW COLLEGE PD	0	19	1	20		
<b>TOTAL SANPETE COUNTY</b>	<b>28,477</b>	<b>276</b>	<b>183</b>	<b>459</b>	<b>9.69</b>	<b>6.43</b>
SEVIER COUNTY SHERIFF	10,761	378	42	420	35.13	3.90
RICHFIELD PD	7,518	219	41	260	29.13	5.45

Agency	Population	Adult	Juvenile	Total Arrests	Adult Arrests Per 1000	Juvenile Arrests per 1000
SALINA PD	2,494	129	15	144	51.72	6.01
<b>TOTAL SEVIER COUNTY</b>	<b>20,773</b>	<b>726</b>	<b>98</b>	<b>824</b>	<b>34.95</b>	<b>4.72</b>
SUMMIT COUNTY SHERIFF	29,058	1,166	54	1,220	40.13	1.86
KAMAS PD	1,989	11	0	11	5.53	0.00
PARK CITY PD	8,058	518	57	575	64.28	7.07
<b>TOTAL SUMMIT COUNTY</b>	<b>39,105</b>	<b>1,695</b>	<b>111</b>	<b>1,806</b>	<b>43.34</b>	<b>2.84</b>
TOOELE COUNTY SHERIFF	18,549	551	57	608	29.71	3.07
TOOELE PD	32,573	1,505	261	1,766	46.20	8.01
GRANTSVILLE PD	9,838	402	86	488	40.86	8.74
STOCKTON PD	638	15	3	18	23.51	4.70
<b>TOTAL TOOELE COUNTY</b>	<b>61,598</b>	<b>2,473</b>	<b>407</b>	<b>2,880</b>	<b>40.15</b>	<b>6.61</b>
UINTAH COUNTY SHERIFF	23,875	1,366	210	1,576	57.21	8.80
VERNAL PD	10,844	1,971	180	2,151	181.76	16.60
NAPLES PD	2,148	310	13	323	144.32	6.05
<b>TOTAL UINTAH COUNTY</b>	<b>36,867</b>	<b>3,647</b>	<b>403</b>	<b>4,050</b>	<b>98.92</b>	<b>10.93</b>
UTAH COUNTY SHERIFF	45,238	1,483	285	1,768	32.78	6.30
AMERICAN FORK/CEDAR HILLS PD	38,413	846	290	1,136	22.02	7.55
LEHI PD	56,275	1,008	241	1,249	17.91	4.28
OREM DPS	91,781	2,645	481	3,126	28.82	5.24
PAYSON PD	19,331	451	145	596	23.33	7.50
PLEASANT GROVE PD	37,064	661	148	809	17.83	3.99
PROVO PD	114,801	1,760	430	2,190	15.33	3.75
SPANISH FORK PD	37,527	490	154	644	13.06	4.10
SPRINGVILLE PD	31,464	830	202	1,032	26.38	6.42
LONE PEAK PD	27,587	307	91	398	11.13	3.30
SALEM PD	7,237	236	69	305	32.61	9.53
SANTAQUIN PD	10,106	122	14	136	12.07	1.39
BYU PD	0	61	3	64		
LINDON PD	10,723	337	55	392	31.43	5.13
MAPLETON PD	9,071	87	19	106	9.59	2.09
UTAH VALLEY UNIVERSITY PD	0	45	1	46		
UTAH COUNTY MAJOR CRIMES TASK FORCE	0	274	6	280		
UTAH COUNTY ATTY - INVESTIGATIONS DIV	0	5	0	5		
SARATOGA SPRINGS PD	24,356	374	127	501	15.36	5.21
<b>TOTAL UTAH COUNTY</b>	<b>560,974</b>	<b>12,022</b>	<b>2,761</b>	<b>14,783</b>	<b>21.43</b>	<b>4.92</b>
WASATCH COUNTY SHERIFF	14,115	671	67	738	47.54	4.75
HEBER CITY PD	13,599	279	22	301	20.52	1.62
<b>TOTAL WASATCH COUNTY</b>	<b>27,714</b>	<b>950</b>	<b>89</b>	<b>1,039</b>	<b>34.28</b>	<b>3.21</b>



Agency	Population	Adult	Juvenile	Total Arrests	Adult Arrests Per 1000	Juvenile Arrests per 1000
WASHINGTON COUNTY SHERIFF	12,241	518	21	539	42.32	1.72
ST. GEORGE PD	78,505	2,250	461	2,711	28.66	5.87
HURRICANE PD	15,032	416	147	563	27.67	9.78
LA VERKIN PD	4,163	85	16	101	20.42	3.84
LEEDS PD	837	No Data Submitted				
SPRINGDALE PD	548	20	0	20	36.50	0.00
WASHINGTON CITY PD	23,360	779	113	892	33.35	4.84
HILDALE PD	2,926	No Data Submitted				
DIXIE STATE UNIVERSITY PD	0	No Data Submitted				
SANTA CLARA IVINS PUBLIC SAFETY	14,336	253	31	284	17.65	2.16
<b>TOTAL WASHINGTON COUNTY</b>	<b>151,948</b>	<b>4,321</b>	<b>789</b>	<b>5,110</b>	<b>28.44</b>	<b>5.19</b>
<b>WAYNE COUNTY SHERIFF</b>	<b>2,723</b>	<b>1</b>	<b>0</b>	<b>1</b>	<b>0.37</b>	<b>0.00</b>
WEBER COUNTY SHERIFF	59,649	826	139	965	13.85	2.33
OGDEN PD	84,316	4,301	870	5,171	51.01	10.32
ROY PD	37,877	506	18	524	13.36	0.48
SOUTH OGDEN PD	16,852	446	7	453	26.47	0.42
NORTH OGDEN PD	18,172	125	11	136	6.88	0.61
RIVERDALE PD	8,592	388	1	389	45.16	0.12
WEBER STATE UNIVERSITY PD	0	13	0	13		
HARRISVILLE PD	6,069	208	26	234	34.27	4.28
PLEASANT VIEW PD	8,948	56	0	56	6.26	0.00
<b>TOTAL WEBER COUNTY</b>	<b>240,475</b>	<b>6,869</b>	<b>1,072</b>	<b>7,941</b>	<b>28.56</b>	<b>4.46</b>
UT DNR - WILDLIFE RESOURCES	0	88	6	94		
UT DNR - PARKS	0	115	7	122		
UTAH HIGHWAY PATROL	0	7,450	119	7,569		
UT DPS UTA SECTION	0	3,931	110	4,041		
<b>TOTAL STATE AGENCIES</b>	<b>0</b>	<b>11,584</b>	<b>242</b>	<b>11,826</b>		
<b>STATE TOTALS</b>	<b>2,942,902</b>	<b>100,654</b>	<b>16,396</b>	<b>117,050</b>	<b>34.20</b>	<b>5.57</b>

¥ Due to problems with data collection processes discrepancies in numbers are present.

Adult – an individual 18 years of age or older

Juvenile – an individual 17 years of age or younger

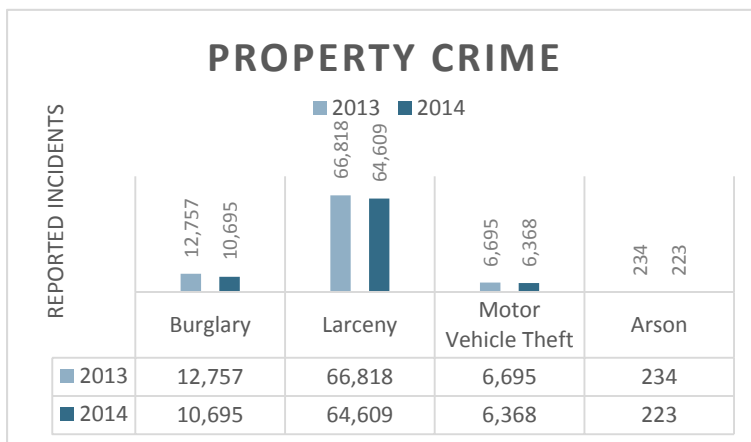
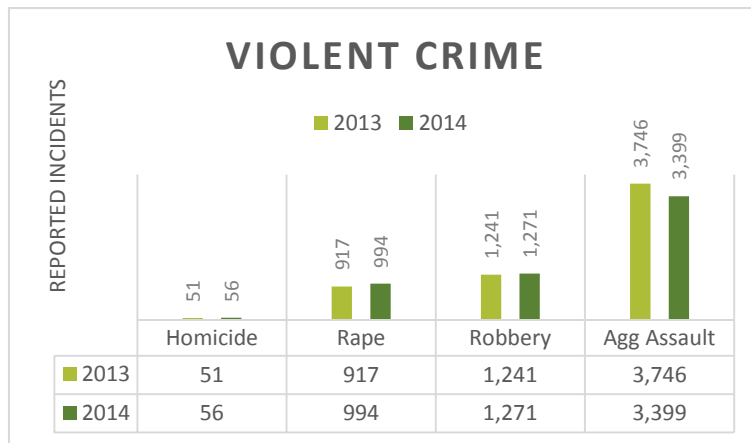
## Arrest Data by Offense

Arrest data counts the number of persons arrested, not the number of charges that person is arrested for; nor does it count the number of offenses cleared by the arrest. If a person is arrested for more than one offense the reporting agency counts only the arrest for the most serious charge. An adult is a person 18 years of age or older; a juvenile is a person aged 17 or younger. Law enforcement agencies will report only those arrests made for offenses that occurred within their own jurisdictions.

ARREST BY OFFENSE			
Offense	Adult	Juvenile	Total
Murder and Non-Negligent Manslaughter	35	2	37
Manslaughter by Negligence	4	1	5
Rape	161	67	228
Robbery	384	42	426
Assault	1,357	140	1,497
Burglary	916	231	1,147
Larceny - Theft	14,701	3,426	18,127
Motor Vehicle Theft	320	111	431
Other Assaults	8,327	1,428	9,755
Arson	42	42	84
<b>Part 1 Crime Arrests</b>	<b>26,247</b>	<b>5,490</b>	<b>31,737</b>
Forgery and Counterfeiting	738	8	746
Fraud	1,045	40	1,085
Embezzlement	27	2	29
Stolen Property: Buy, Receive, Possess	883	87	970
Vandalism	1,998	944	2,942
Weapons: Carrying, Possessing, Etc.	833	217	1,050
Prostitution	159	31	190
Sex Offenses (Not Rape or Prostitution)	316	145	461
Sale/Mfg Opium/Cocaine or Derivative	334	16	350
Sale/Mfg Marijuana	363	37	400
Sale/Mfg Synthetic Narcotics	41	5	46
Sale/Mfg Dangerous NonNarcotic Drugs	339	14	353
Possess Opium/Cocaine or Derivative	1,685	16	1,701
Possess Marijuana	5,324	1,185	6,509
Possess Synthetic Narcotics	244	17	261
Possess Dangerous Non-Narcotic Drugs	4,237	396	4,633
Offenses Against Family and Children	1,273	25	1,298
Driving Under the Influence	7,888	152	8,040
Liquor Laws	4,902	875	5,777
Drunkenness	4,003	97	4,100
Dis-Orderly Conduct	2,500	948	3,448
Vagrancy	54	15	69
All Other Offenses (Not Traffic)	35,209	4,353	39,562
Suspicion *	1	2	3
Curfew and Loitering Law Violations	0	879	879
Run-Aways	0	400	400
Human Trafficking/Involuntary Servitude *	11	0	11
<b>Part 2 Crime Arrests</b>	<b>74,407</b>	<b>10,906</b>	<b>85,313</b>
<b>Grand Totals</b>	<b>100,654</b>	<b>16,396</b>	<b>117,050</b>

\*Not all agencies are currently able to report these offenses.

Crime Trends



Homicide

Property by Type and Value	Stolen		Recovered	
	2013	2014	2013	2014
Clothing and Furs	\$1,462,287	\$1,569,636	\$232,246	\$235,407
Consumable Goods	\$704,134	\$378,116	\$105,653	\$103,600
Currency, Notes, Etc.	\$6,043,168	\$12,915,675	\$220,503	\$132,877
Firearms	\$952,909	\$957,640	\$161,410	\$88,785
Household Goods	\$2,729,141	\$1,663,091	\$155,367	\$153,611
Jewelry and Precious Metals	\$9,356,068	\$8,095,749	\$322,477	\$831,596
Livestock	\$133,202	\$55,558	\$1,520	\$4,396
Locally Stolen Motor Vehicles	\$30,049,912	\$30,815,554	\$19,673,877	\$22,012,452
Miscellaneous	\$35,864,484	\$31,241,927	\$3,640,051	\$2,607,529
Office Equipment	\$5,969,851	\$5,081,378	\$458,241	\$356,801
Televisions, Radios, Stereos,	\$4,211,254	\$3,075,464	\$253,308	\$208,924
<b>Total</b>	<b>\$97,476,410</b>	<b>\$95,849,788</b>	<b>\$25,224,653</b>	<b>\$26,735,978</b>

Homicide: The FBI’s Uniform Crime Reporting (UCR) Program defines “homicide” as “the willful (non-negligent) killing of one human being by another.”

Circumstances	Homicides	% of Total
Argument	14	25.00%
Assault On Law Enforcement Officer	1	1.79%
Drug Dealing	2	3.57%
Gang - Organized Crime Involvement	1	1.79%
Lover's Quarrel	5	8.93%
Other Circumstances	27	48.21%
Other Felony Involved	2	3.57%
Unknown	4	7.14%
<b>TOTAL</b>	<b>56</b>	<b>100.00%</b>

Weapons Used in Homicides		
Weapon	Times Used	% of Total Homicides
Asphyxiation	1	1.72%
Blunt Object	2	3.45%
Drugs/Narcotics/Sleeping Pills	3	5.17%
Firearm	5	8.62%
Handgun	19	32.76%
Knife/Cutting Instrument	5	8.62%
Motor Vehicle	2	3.45%
Other	1	1.72%
Personal Weapons	11	18.97%
Rifle	7	12.07%
Shotgun	2	3.45%
<b>TOTAL</b>	<b>58</b>	<b>100.00%</b>

There could be three weapons reported in a single offense. Multiple weapons may be involved in an offense.

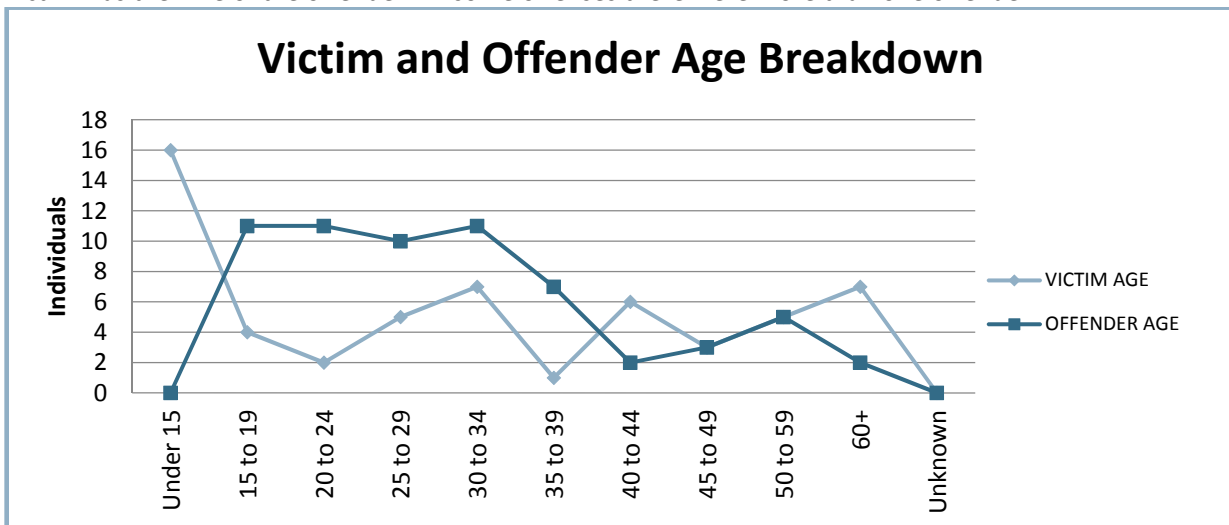
If the type of gun is not specified it will be listed in the "Firearm" category.

Homicides by Agency	
Agency	Homicides
Beaver County So	1
Cedar City PD	1
Clearfield PD	1
Draper PD	1
Iron County So	1
Layton PD	1
Lindon PD	1
Logan PD	2
Murray PD	1
Ogden PD	4
Pleasant Grove PD	6
Price PD	1
Provo PD	1
Roy PD	2
Salt Lake City PD	7
Sandy PD	2
Sanpete Co So	1
South Salt Lake PD	2
Spanish Fork PD	4
Springville PD	2
Syracuse PD	2
Tooele Co SO	2
Tooele City PD	1
Uintah Co So	1
Unified Police Department	5
Utah Co So	1
Washington County So	2
West Valley PD	1
<b>2014 Total Homicides</b>	<b>56</b>

VICTIM		
Sex and Race of Victim	Number	Percent of Total Victims
<b>Male</b>		
White	25	44.64%
Black	2	3.57%
American Indian or Alaskan Native	1	1.79%
Asian or Pacific Islander	0	0.00%
Unknown	3	5.36%
<b>Total Male</b>	<b>31</b>	<b>55.36%</b>
<b>Female</b>		
White	25	44.64%
Black	0	0.00%
American Indian or Alaskan Native	0	0.00%
Asian or Pacific Islander	0	0.00%
Unknown	0	0.00%
<b>Total Female</b>	<b>25</b>	<b>44.64%</b>
<b>Unknown</b>	<b>0</b>	<b>0.00%</b>
Total White	50	89.29%
Total Black	2	3.57%
Total American Indian or Alaskan Native	1	1.79%
Total Asian or Pacific Islander	0	0.00%
Total Unknown	3	5.36%
<b>Total Victims</b>	<b>56</b>	<b>100.00%</b>

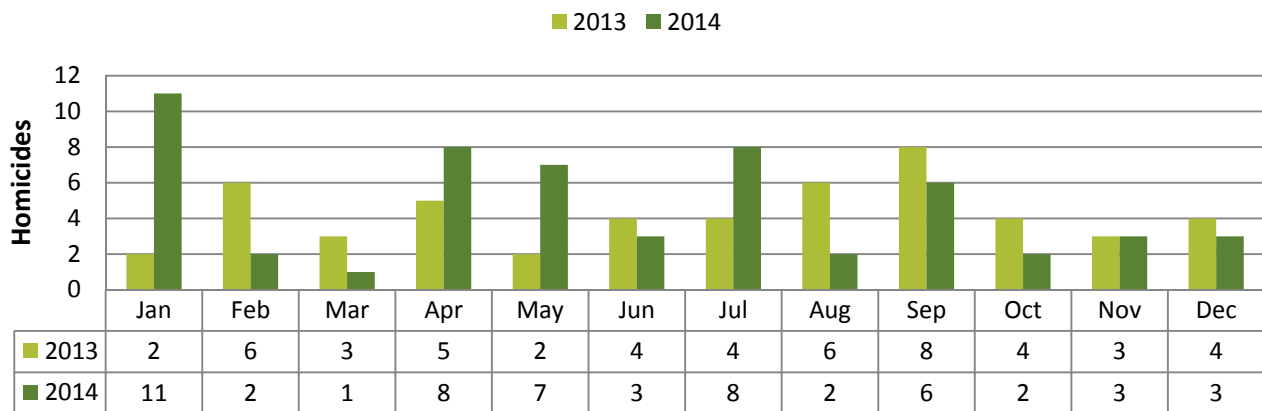
Offender		
Sex and Race of Offender	Number	Percent of Total Offenders
<b>Male</b>		
White	44	70.97%
Black	1	1.61%
American Indian or Alaskan Native	1	1.61%
Asian or Pacific Islander	1	1.61%
Unknown Race	2	3.23%
<b>Total Male</b>	<b>49</b>	<b>79.03%</b>
<b>Female</b>		
White	9	14.52%
Black	0	0.00%
American Indian or Alaskan Native	1	1.61%
Asian or Pacific Islander	0	0.00%
Unknown Race	2	3.23%
<b>Total Female</b>	<b>12</b>	<b>19.35%</b>
<b>Unknown Sex/Race</b>	<b>1</b>	<b>1.61%</b>
Total White	53	85.48%
Total Black	1	1.61%
Total American Indian or Alaskan Native	2	3.23%
Total Asian or Pacific Islander	1	1.61%
Total Unknown Race	5	8.06%
<b>Total Offenders</b>	<b>62</b>	<b>100.00%</b>

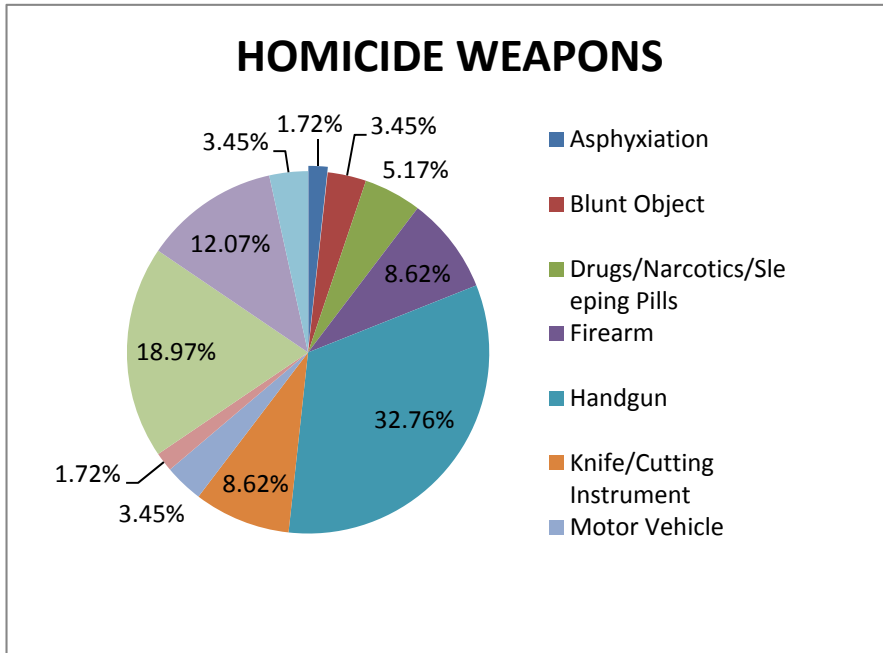
**NOTE:** The following chart outlines the relationship of the victim to the offender, i.e., "Wife" indicates that the victim was the wife of the offender. In some offenses there were more than one offender.



RELATIONSHIP		
Victim	Number	% of Total Relationships
<b>Family</b>		
Spouse	5	7.04%
Common Law Spouse	0	0.00%
Parent	5	7.04%
Sibling	0	0.00%
Child	11	15.49%
Grandparent	0	0.00%
Grandchild	0	0.00%
In Law	1	1.41%
Stepparent	0	0.00%
Step Child	2	2.82%
Step Sibling	0	0.00%
Other Family	1	1.41%
<b>Total Family</b>	<b>25</b>	<b>35.21%</b>
<b>Other Relationships</b>		
Acquaintance	9	12.68%
Friend	0	0.00%
Neighbor	2	2.82%
Babysittee	0	0.00%
Girl/Boy Friend	2	2.82%
Child of Boy/Girl Friend	1	1.41%
Homosexual Relationship	1	1.41%
Ex Spouse	0	0.00%
Employee	0	0.00%
Employer	0	0.00%
Otherwise Known	3	4.23%
Relationship Unknown	13	18.31%
Stranger	14	19.72%
<b>Total Other</b>	<b>45</b>	<b>63.38%</b>
<b>Unknown Relationship</b>		
	<b>1</b>	<b>1.41%</b>
<b>TOTAL</b>	<b>71</b>	<b>100.00%</b>

### 2013/2014 At-A-Glance

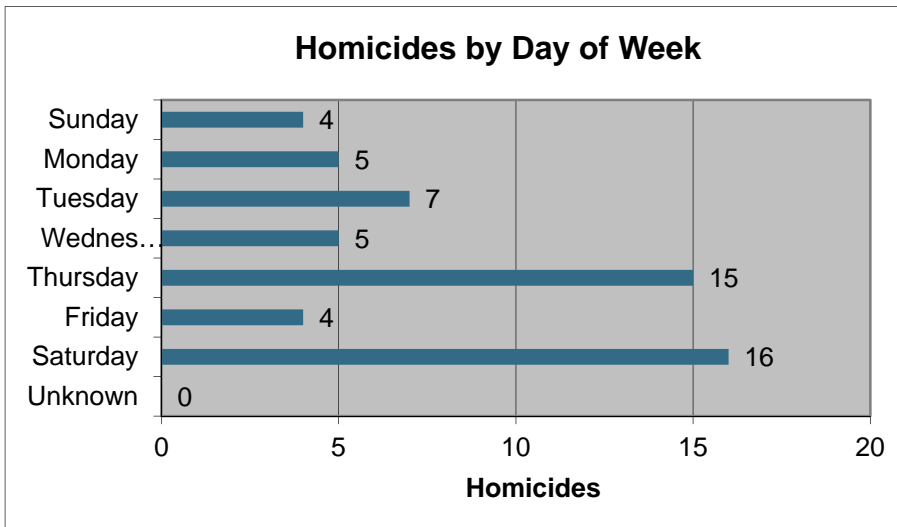




There could be three weapons reported in a single offense. Multiple weapons may be involved in an offense.

### Homicides by Time of Day

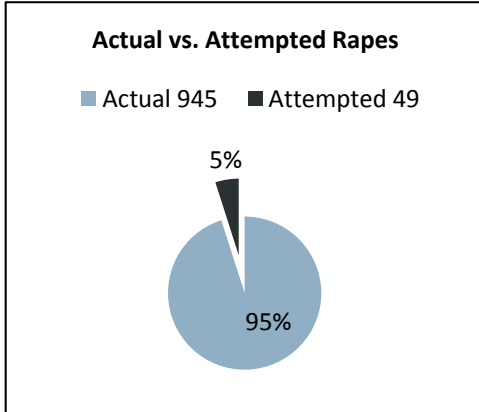
TIME	Offenses	Percent of Total Homicides
0:00	8	14.29%
1:00	3	5.36%
2:00	0	0.00%
3:00	0	0.00%
4:00	1	1.79%
5:00	0	0.00%
6:00	2	3.57%
7:00	2	3.57%
8:00	0	0.00%
9:00	1	1.79%
10:00	7	12.50%
11:00	1	1.79%
12:00	1	1.79%
13:00	2	3.57%
14:00	0	0.00%
15:00	1	1.79%
16:00	2	3.57%
17:00	7	12.50%
18:00	5	8.93%
19:00	4	7.14%
20:00	3	5.36%
21:00	2	3.57%
22:00	2	3.57%
23:00	2	3.57%
Unknown	0	0.00%
<b>TOTAL</b>	<b>56</b>	<b>100.00%</b>



The above data reflects only those criminal statistics reported to BCI through the UCR program. To see a list of the non-submitting agencies, please refer to page 7.

Rape

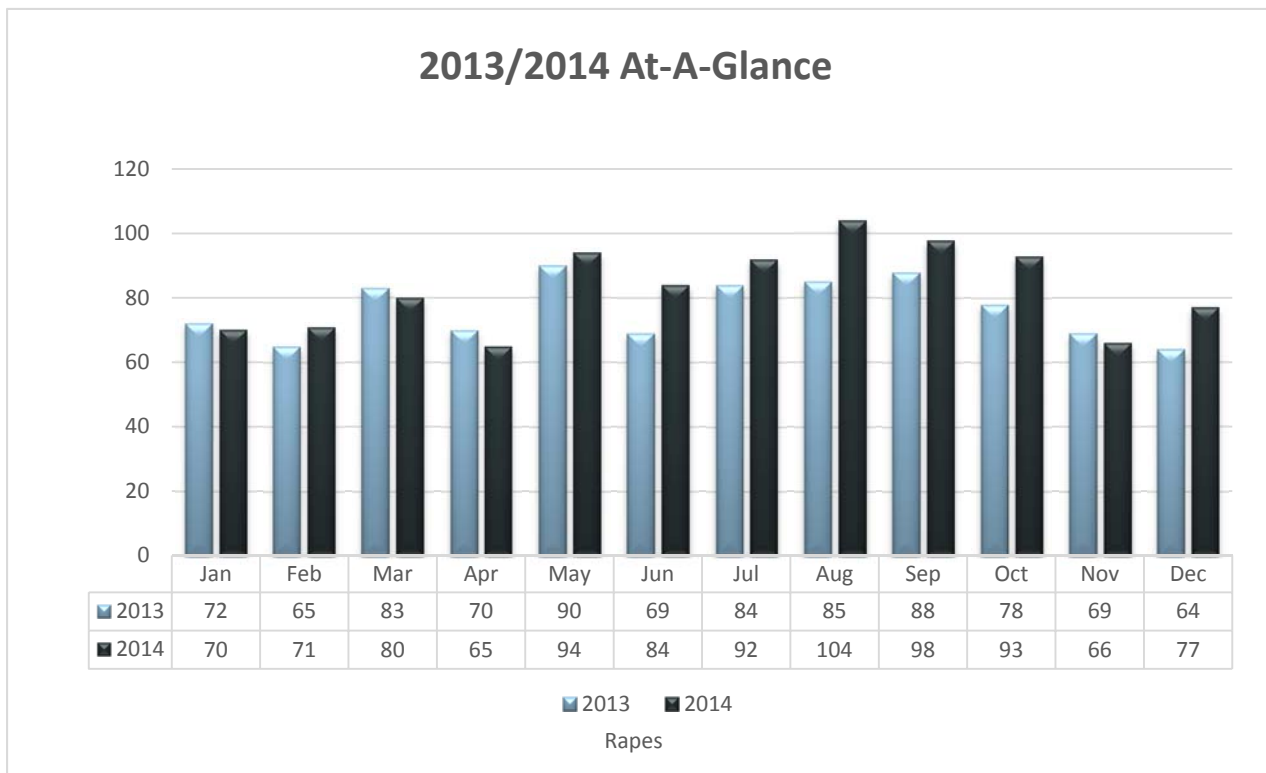
Rape: Forcible rape, as defined in the Uniform Crime Reporting (UCR) Program, is the carnal knowledge of a female forcibly and against her will. Assaults and attempts to commit rape by force or threat of force are also included; however, statutory rape (without force) and other sex offenses are excluded.



**Rape Offenses Cleared 2014**

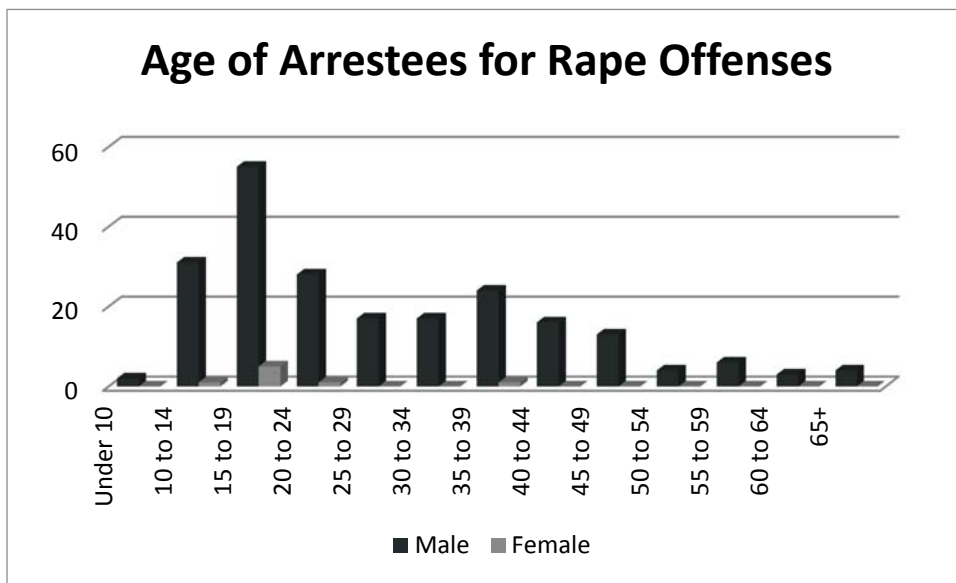
Offenses	994
Cleared	264
Clearance Rate	26.56%

NOTE: An offense cleared in 2014 may have occurred in a previous year.





Age and Sex of Arrestees			
Age of Arrestee	Male	Female	Total
Under 10	2	0	2
10 to 14	31	1	32
15 to 19	55	5	60
20 to 24	28	1	29
25 to 29	17	0	17
30 to 34	17	0	17
35 to 39	24	1	25
40 to 44	16	0	16
45 to 49	13	0	13
50 to 54	4	0	4
55 to 59	6	0	6
60 to 64	3	0	3
65+	4	0	4
<b>Total</b>	<b>220</b>	<b>8</b>	<b>228</b>



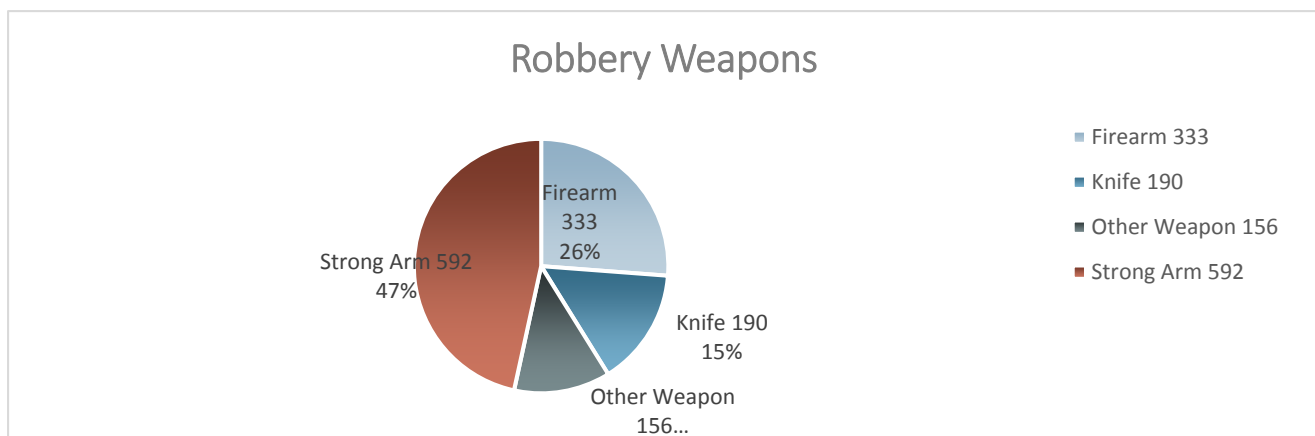
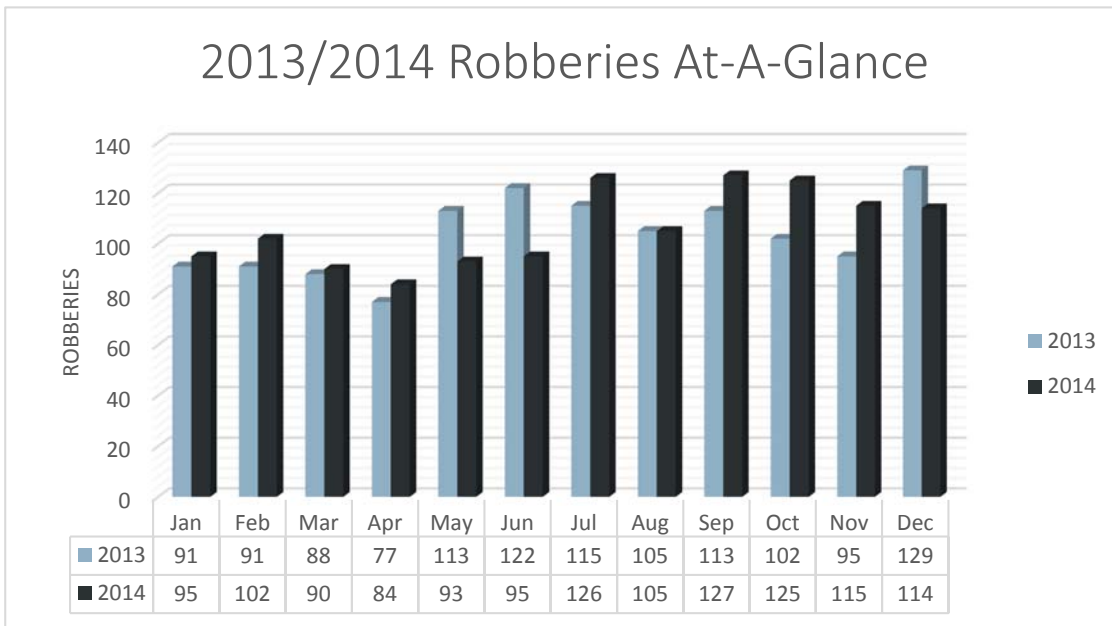
The above data reflects only those criminal statistics reported to BCI through the UCR program. To see a list of the non-submitting agencies, please refer to page 7.

Robbery

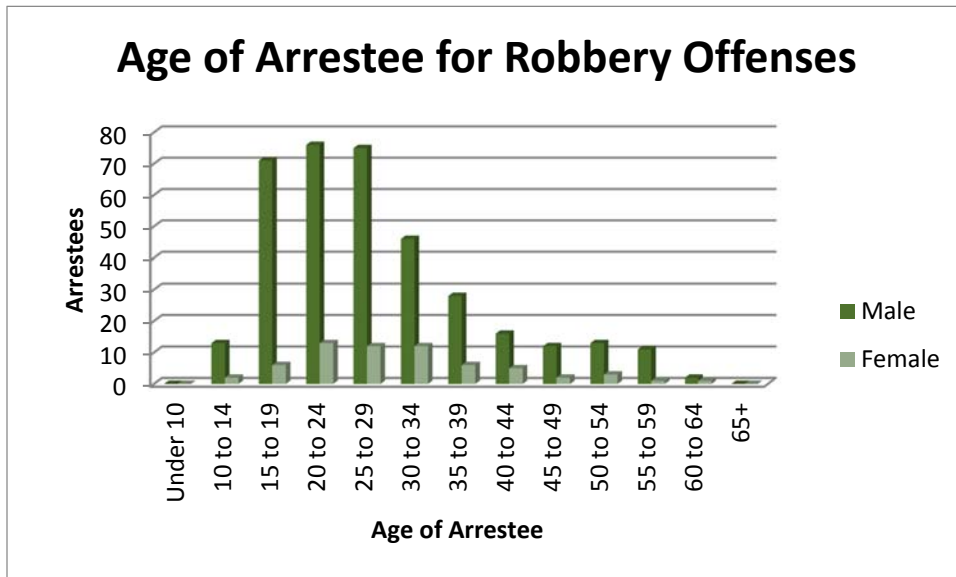
Robbery: The Uniform Crime Reporting (UCR) Program defines robbery as the taking or attempting to take anything of value from the care, custody, or control of a person or persons by force or threat of force or violence and/or by putting the victim in fear. (Please refer to next page for important information regarding robbery statistics.)

Robbery Offenses Cleared - 2014	
Offenses	1271
Cleared	364
Clearance Rate	28.64%
NOTE: An offense cleared in 2014 may have occurred in a previous year.	

Location of Robbery	Total Offenses	Value Stolen
Bank	111	318026
Commercial House	256	78614
Convenience Store	153	56515
Highways, Streets, Alleys	320	76720
Miscellaneous	175	56793
Residence	164	111003
Service Station	26	3524
<b>Total</b>	<b>1,205</b>	<b>\$701,195</b>



Age and Sex of Arrestees			
Age of Arrestee	Male	Female	Total
Under 10	0	0	0
10 to 14	13	2	15
15 to 19	71	6	77
20 to 24	76	13	89
25 to 29	75	12	87
30 to 34	46	12	58
35 to 39	28	6	34
40 to 44	16	5	21
45 to 49	12	2	14
50 to 54	13	3	16
55 to 59	11	1	12
60 to 64	2	1	3
65+	0	0	0
<b>Total</b>	<b>363</b>	<b>63</b>	<b>426</b>



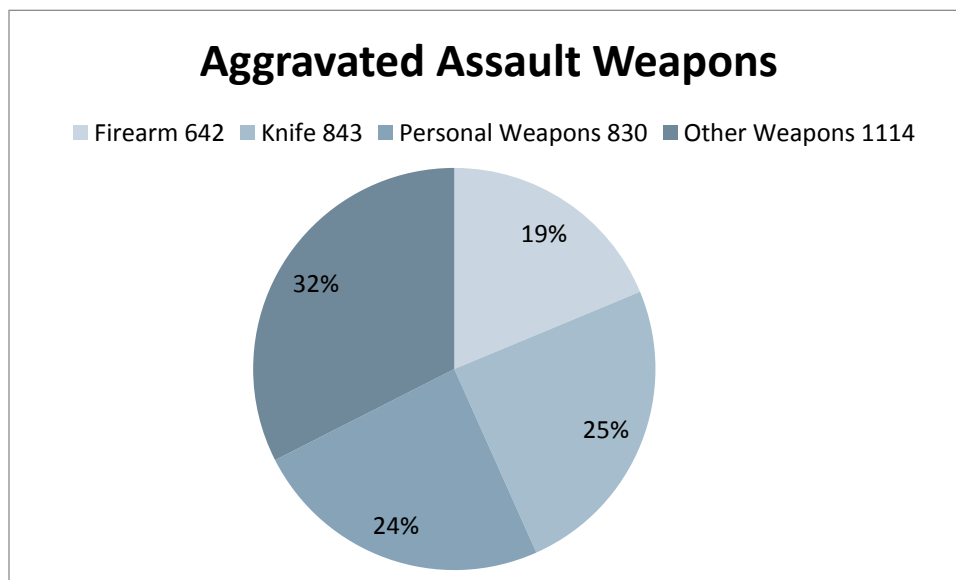
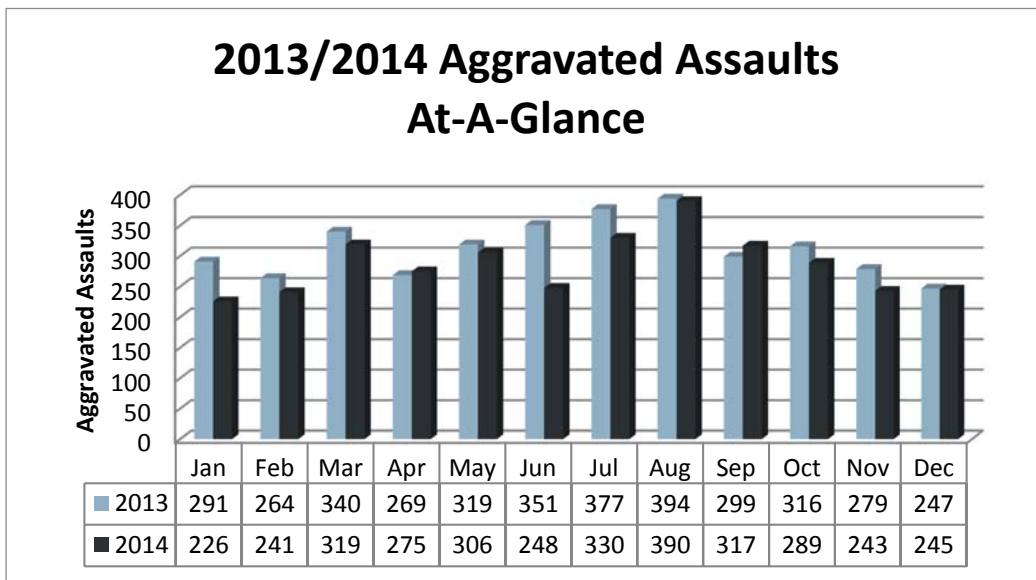
The above data reflects only those criminal statistics reported to BCI through the UCR program. To see a list of the non-submitting agencies, please refer to page 7.

Aggravated Assault

Aggravated Assault: An unlawful attack by one person upon another wherein the offender uses a weapon or displays it in a threatening manner, or the victim suffers obvious severe or aggravated bodily injury involving apparent broken bones, loss of teeth, possible internal injury, severe laceration, or loss of consciousness.

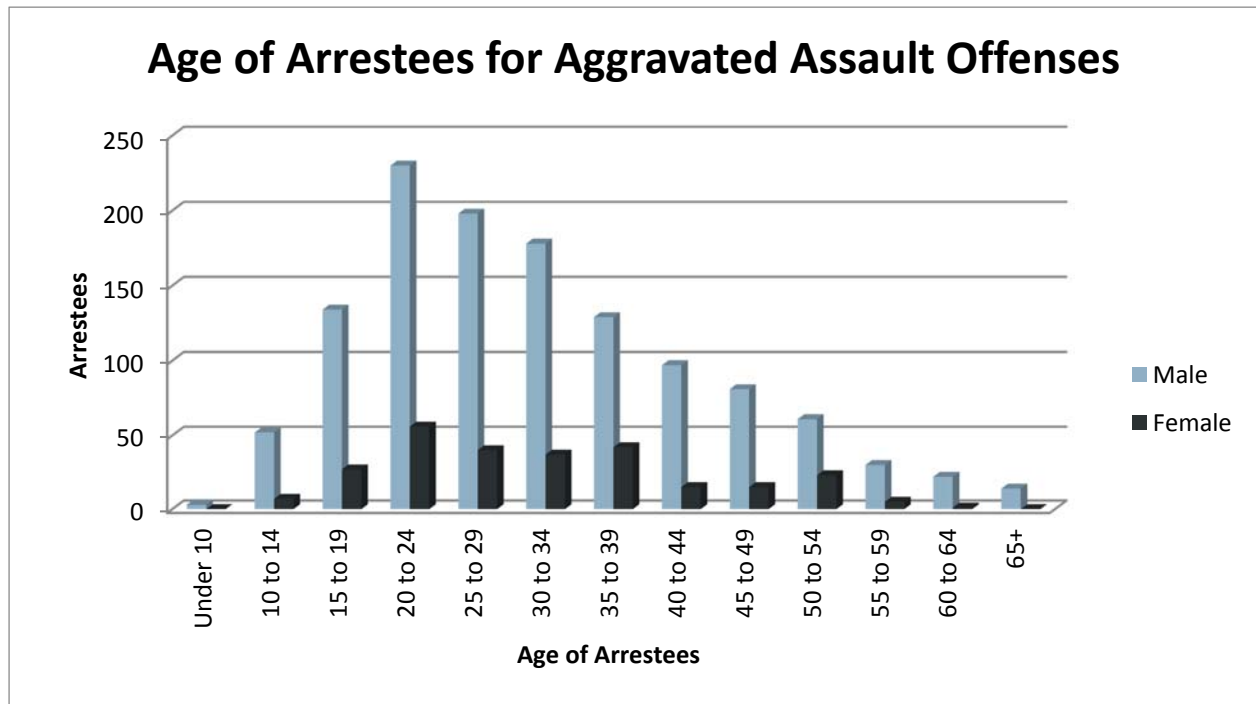
Aggravated vs. Simple Assaults	
Aggravated Assaults	3,399
Simple Assaults	25,204
<b>Total Assaults</b>	<b>28,603</b>

Aggravated Assault Offenses Cleared - 2014	
Offenses	3,399
Cleared	1,743
<b>Clearance Rate</b>	<b>51.28%</b>
NOTE: An offense cleared in 2014 may have occurred in a previous year.	



Personal weapons include hands, feet, teeth, etc.

Age and Sex of Arrestees			
Age of Arrestee	Male	Female	Total
Under 10	3	0	3
10 to 14	52	7	59
15 to 19	134	27	161
20 to 24	230	56	286
25 to 29	198	40	238
30 to 34	178	37	215
35 to 39	129	42	171
40 to 44	97	15	112
45 to 49	81	15	96
50 to 54	61	23	84
55 to 59	30	5	35
60 to 64	22	1	23
65+	14	0	14
<b>Total</b>	<b>1,229</b>	<b>268</b>	<b>1,497</b>

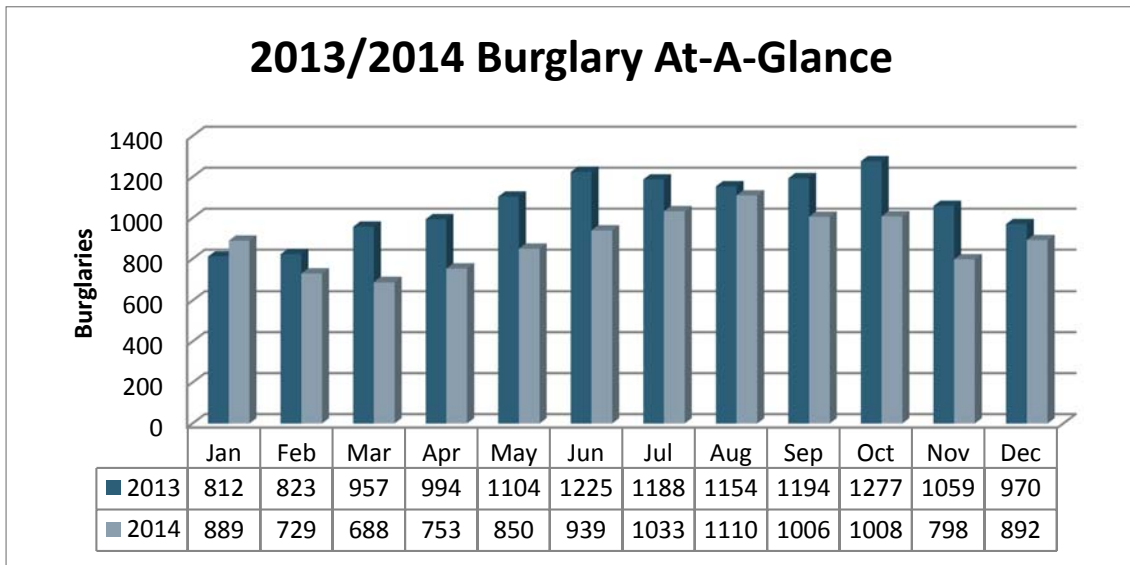


The above data reflects only those criminal statistics reported to BCI through the UCR program. To see a list of the non-submitting agencies, please refer to page 7.

Burglary

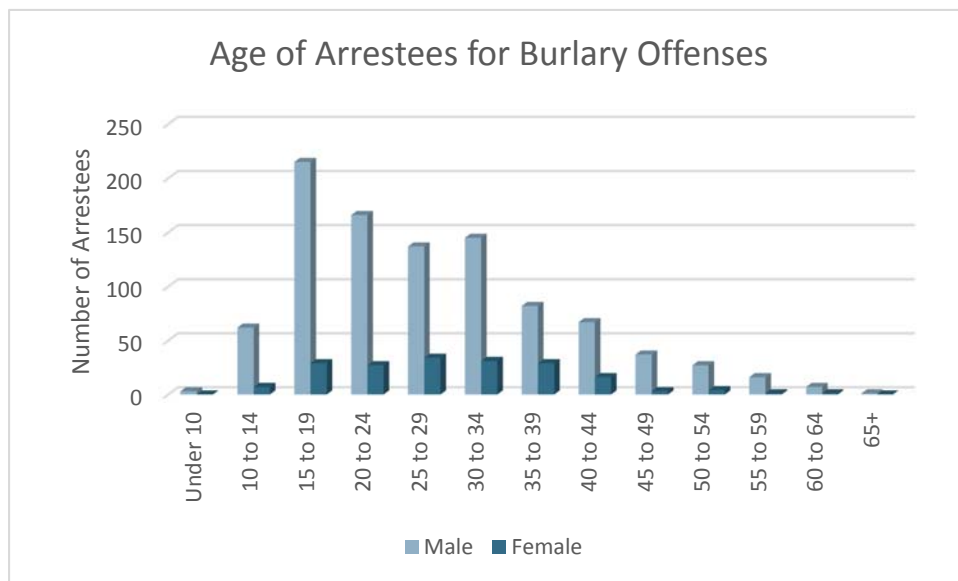
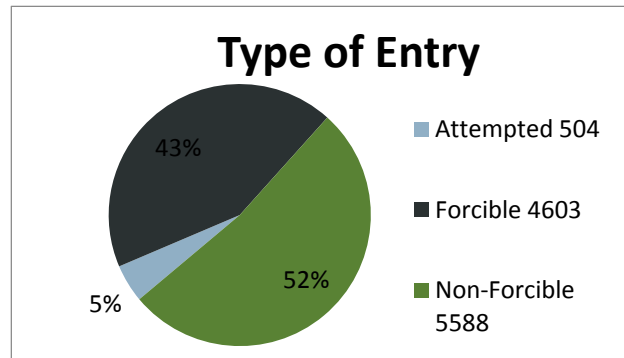
The unlawful entry into a building or other structure with the intent to commit a felony or a theft.

Burglary Offenses Cleared - 2014	
Offenses	10,695
Cleared	1,040
Clearance Rate	9.72%
NOTE: An offense cleared in 2014 may have occurred in a previous year.	



Premises and Time of Day	Offenses	Value Stolen
<b>Residence</b>		
Residence - Day	1,537	\$2,798,722
Residence - Night	1,261	\$1,921,774
Residence - Unknown	160	\$171,891
<b>Residence Total</b>	<b>2,958</b>	<b>\$4,892,387</b>
<b>Non-Residence</b>		
Non-Residence - Day	4,444	\$9,000,198
Non-Residence - Night	2,632	\$4,568,590
Non-Residence - Unknown	246	\$242,991
<b>Non-Residence Total</b>	<b>7,322</b>	<b>\$13,811,779</b>
<b>Grand Total</b>	<b>10,280</b>	<b>\$18,704,166</b>

Age and Sex of Arrestees			
Age of Arrestee	Male	Female	Total
Under 10	3	0	3
10 to 14	62	7	69
15 to 19	215	29	244
20 to 24	166	27	193
25 to 29	137	34	171
30 to 34	145	31	176
35 to 39	82	29	111
40 to 44	67	16	83
45 to 49	37	3	40
50 to 54	27	4	31
55 to 59	16	1	17
60 to 64	7	1	8
65+	1	0	1
<b>Total</b>	<b>965</b>	<b>182</b>	<b>1,147</b>



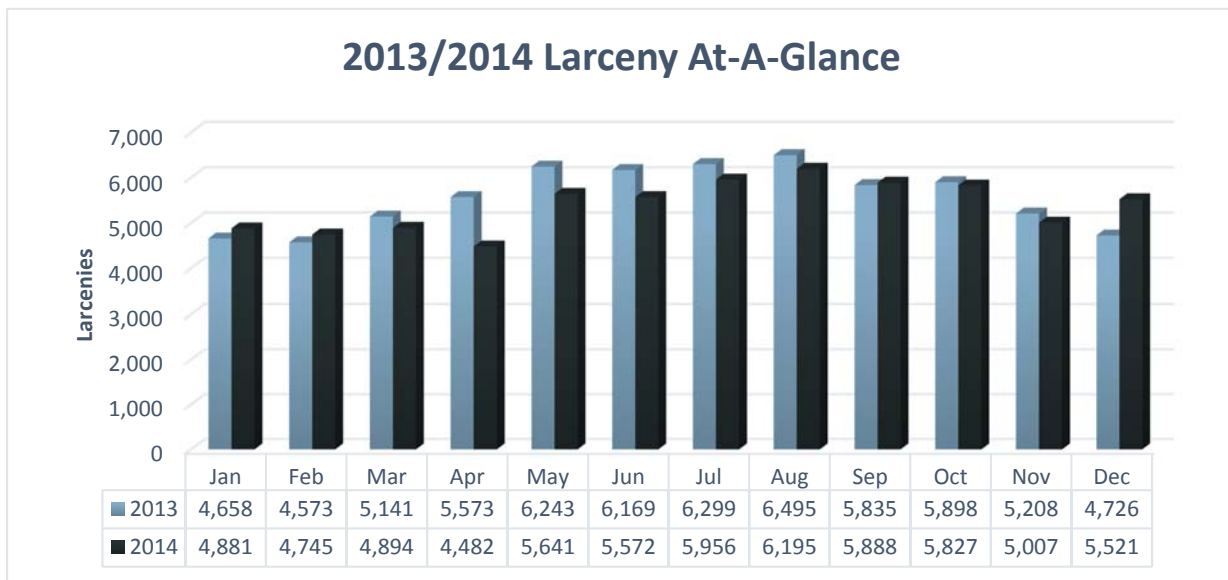
The above data reflects only those criminal statistics reported to BCI through the UCR program. To see a list of the non-submitting agencies, please refer to page 7.

Larceny / Theft

Larceny/Theft: The unlawful taking, carrying, leading, or riding away of property from the possession or constructive possession of another.

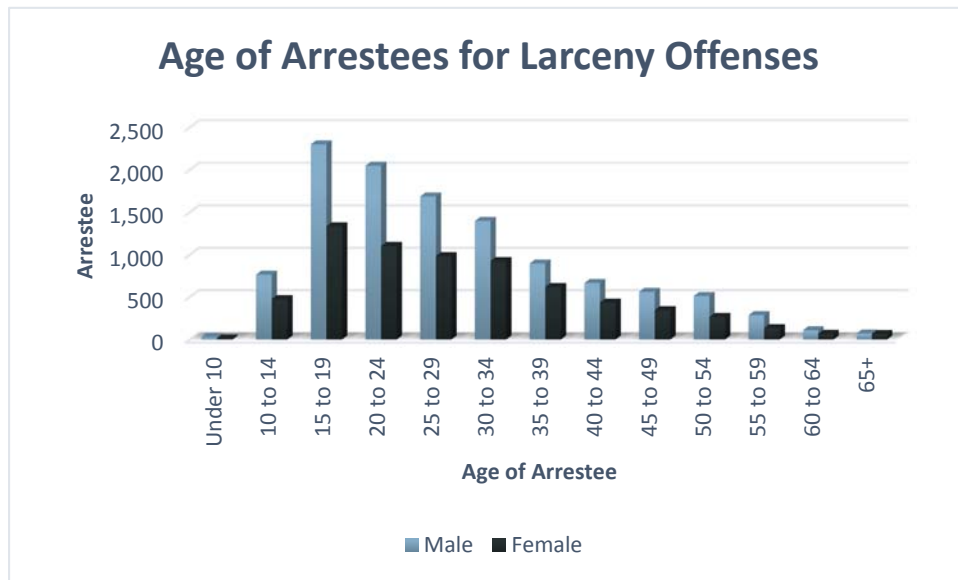
Larceny/Theft Offenses Cleared - 2014	
Offenses	64,609
Cleared	16,271
Clearance Rate	25.2%
NOTE: An offense cleared in 2014 may have occurred in a previous year.	

Larceny Type	Offenses	Value Stolen
All Other	20,513	\$24,378,801
Bicycles	3,610	\$2,048,726
Coin Machines	128	\$110,105
From Buildings	5,603	\$5,889,940
From Motor Vehicles	16,124	\$9,500,774
Pocket Picking	72	\$43,799
Purse Snatching	280	\$175,879
Shoplifting	14,469	\$2,174,508
Vehicle Parts & Accessories	2,269	\$1,028,552
<b>TOTAL</b>	<b>63,068</b>	<b>\$45,351,084</b>





Age and Sex of Arrestees			
Age of Arrestee	Male	Female	Total
Under 10	28	12	40
10 to 14	766	478	1,244
15 to 19	2,302	1,337	3,639
20 to 24	2,050	1,106	3,156
25 to 29	1,689	986	2,675
30 to 34	1,400	927	2,327
35 to 39	898	620	1,518
40 to 44	667	436	1,103
45 to 49	563	347	910
50 to 54	514	266	780
55 to 59	287	134	421
60 to 64	110	67	177
65+	71	66	137
<b>Total</b>	<b>11,345</b>	<b>6,782</b>	<b>18,127</b>



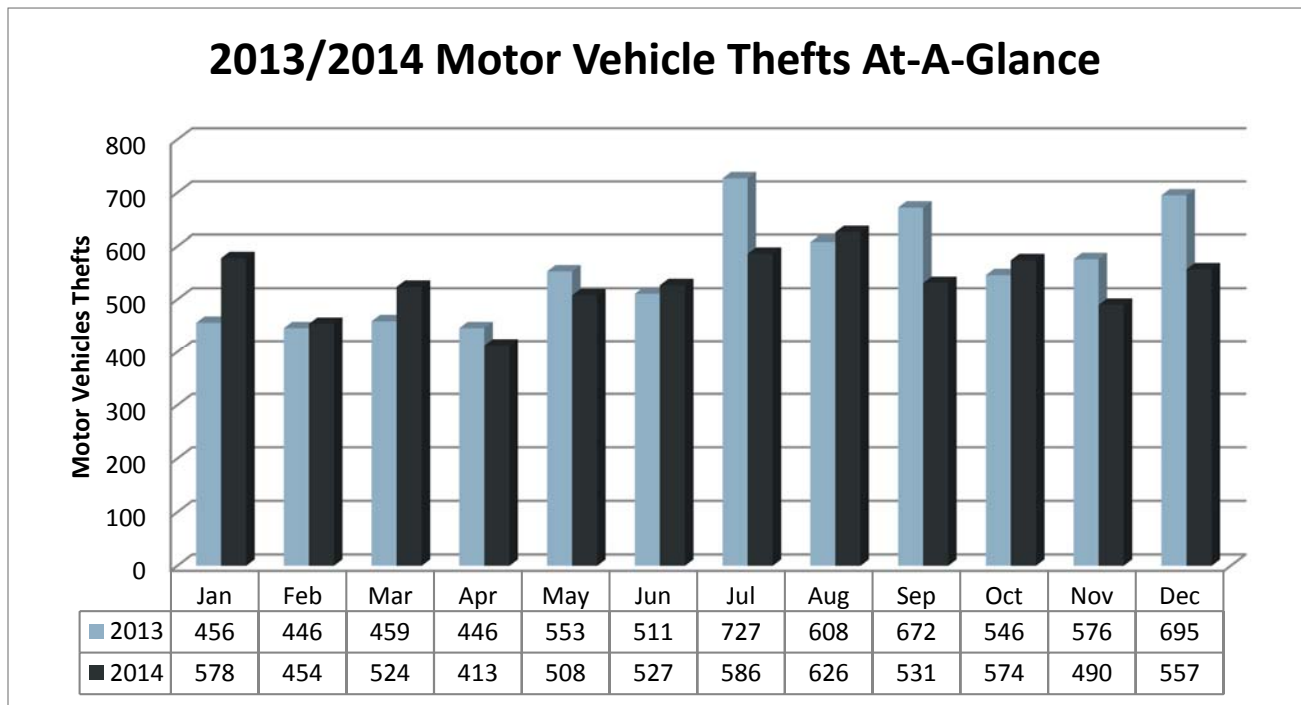
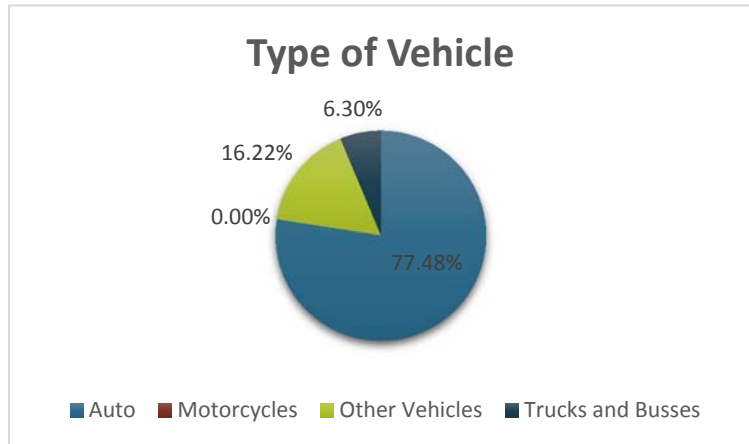
The above data reflects only those criminal statistics reported to BCI through the UCR program. To see a list of the non-submitting agencies, please refer to page 7.

Motor Vehicle Theft

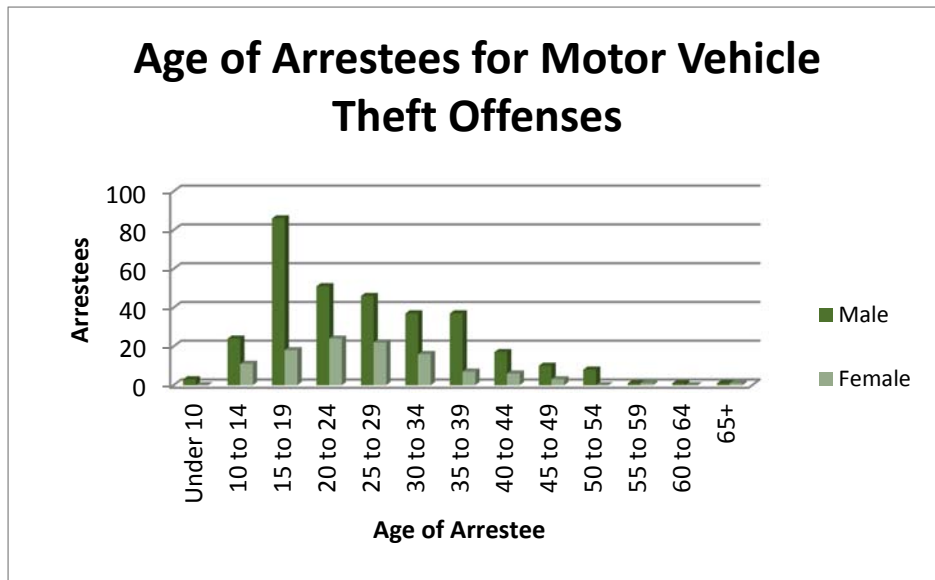
Motor Vehicle Theft: The theft of a motor vehicle. A motor vehicle is defined as: “A self-propelled vehicle that runs on land surface and not on rails; for example, sport utility vehicles, automobiles, trucks, buses, motorcycles, motor scooters, all-terrain vehicles.”

Motor Vehicle Theft Offenses Cleared 2014	
Offenses	6,368
Cleared	456
Clearance Rate	7.16%
NOTE: An offense cleared in 2014 may have occurred in a previous year.	

Value of Motor Vehicles Stolen and Recovered - 2014	
Stolen	\$30,049,912
Recovered	\$19,673,877
<b>Percent Recovered</b>	<b>65.5%</b>
NOTE: A vehicle recovered in 2014 may have been stolen in a previous year.	



Age and Sex of Arrestees			
Age of Arrestee	Male	Female	Total
Under 10	3	0	3
10 to 14	24	11	35
15 to 19	86	18	104
20 to 24	51	24	75
25 to 29	46	22	68
30 to 34	37	16	53
35 to 39	37	7	44
40 to 44	17	6	23
45 to 49	10	3	13
50 to 54	8	0	8
55 to 59	1	1	2
60 to 64	1	0	1
65+	1	1	2
<b>Total</b>	<b>322</b>	<b>109</b>	<b>431</b>



The above data reflects only those criminal statistics reported to BCI through the UCR program. To see a list of the non-submitting agencies, please refer to page 7.

Property Stolen and Recovered

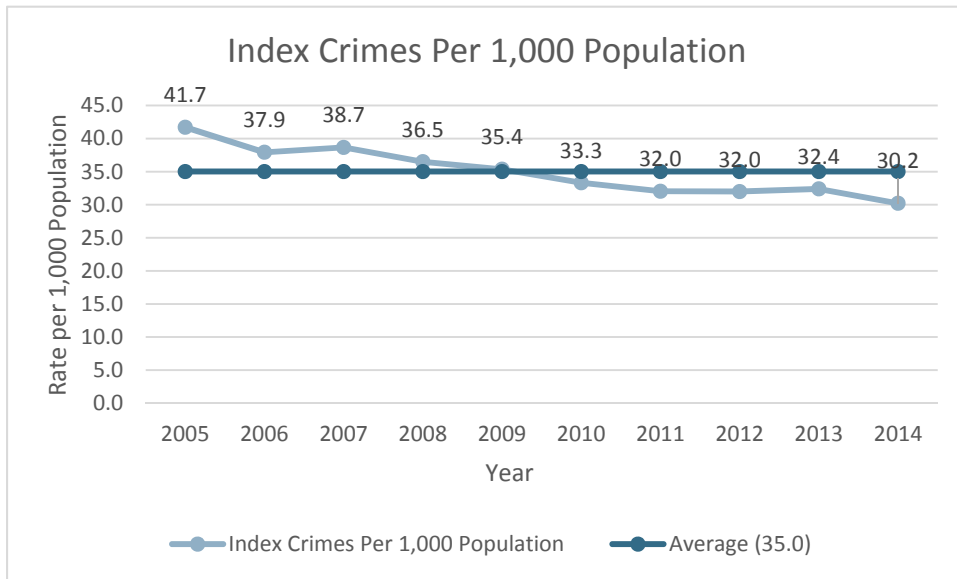
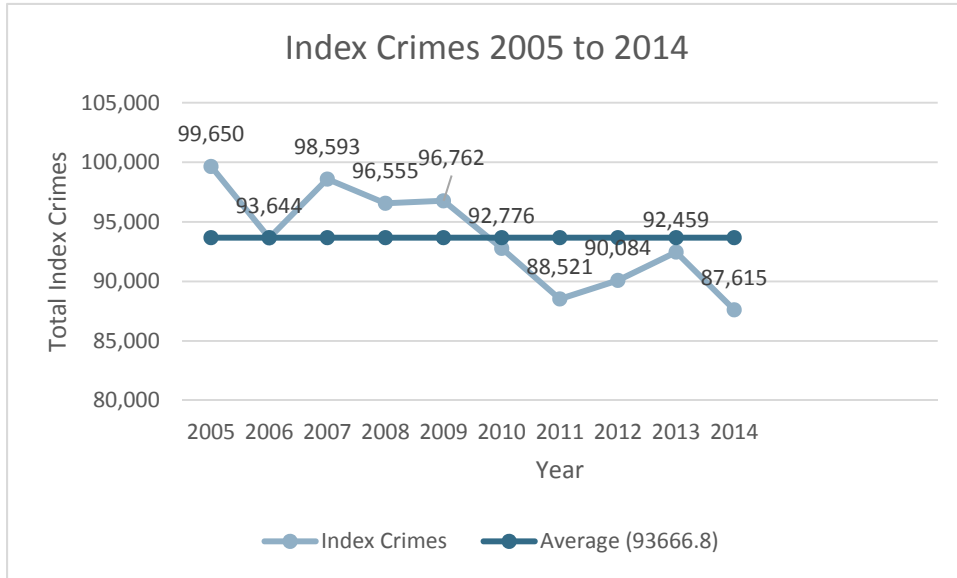
Recovery Rate for Stolen Property	
Stolen	\$95,849,788
Recovered	\$26,735,978
<b>Recovery Rate</b>	<b>27.9%</b>

Property by Type and Value Property Category	Stolen		Recovered	
	2013	2014	2013	2014
Clothing and Furs	\$1,462,287	\$1,569,636	\$232,246	\$235,407
Consumable Goods	\$704,134	\$378,116	\$105,653	\$103,600
Currency, Notes, Etc.	\$6,043,168	\$12,915,675	\$220,503	\$132,877
Firearms	\$952,909	\$957,640	\$161,410	\$88,785
Household Goods	\$2,729,141	\$1,663,091	\$155,367	\$153,611
Jewelry and Precious Metals	\$9,356,068	\$8,095,749	\$322,477	\$831,596
Livestock	\$133,202	\$55,558	\$1,520	\$4,396
Locally Stolen Motor Vehicles	\$30,049,912	\$30,815,554	\$19,673,877	\$22,012,452
Miscellaneous	\$35,864,484	\$31,241,927	\$3,640,051	\$2,607,529
Office Equipment	\$5,969,851	\$5,081,378	\$458,241	\$356,801
Televisions, Radios, Stereos,	\$4,211,254	\$3,075,464	\$253,308	\$208,924
<b>Total</b>	<b>\$97,476,410</b>	<b>\$95,849,788</b>	<b>\$25,224,653</b>	<b>\$26,735,978</b>

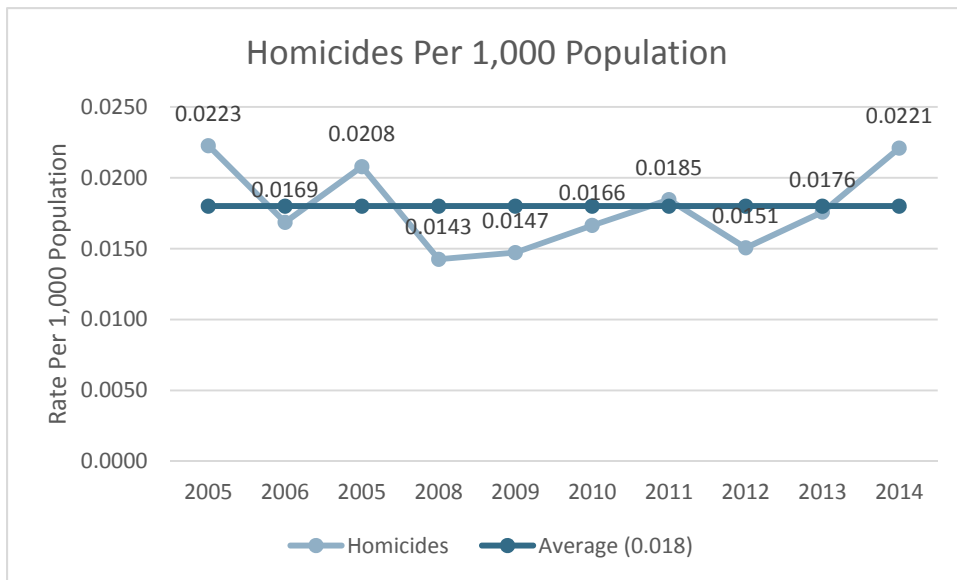
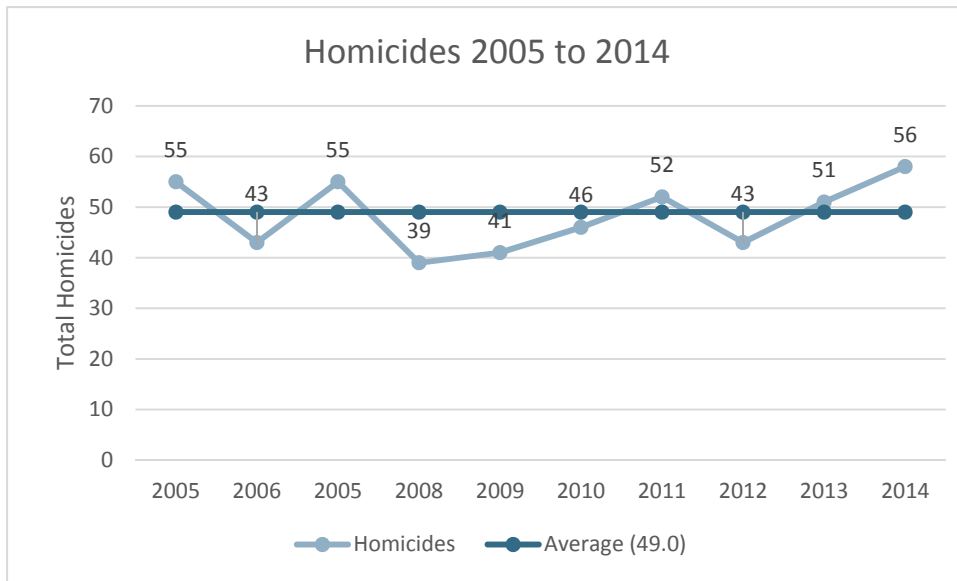


Ten Year Trends

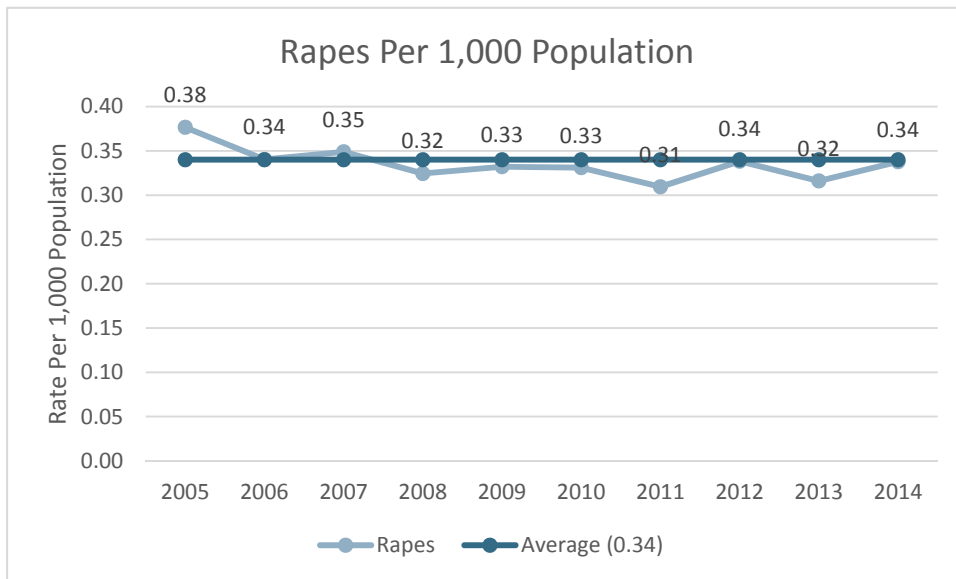
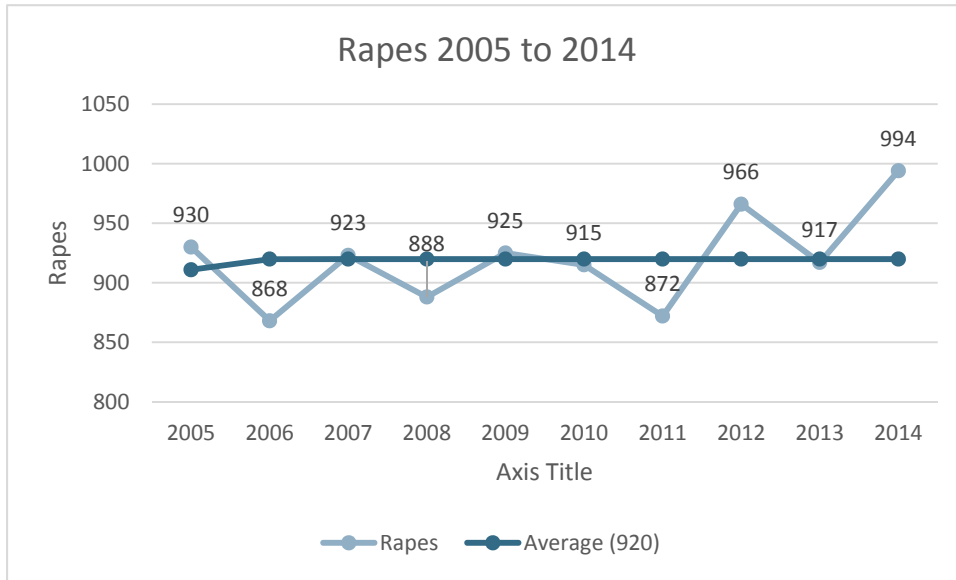
Index Crimes



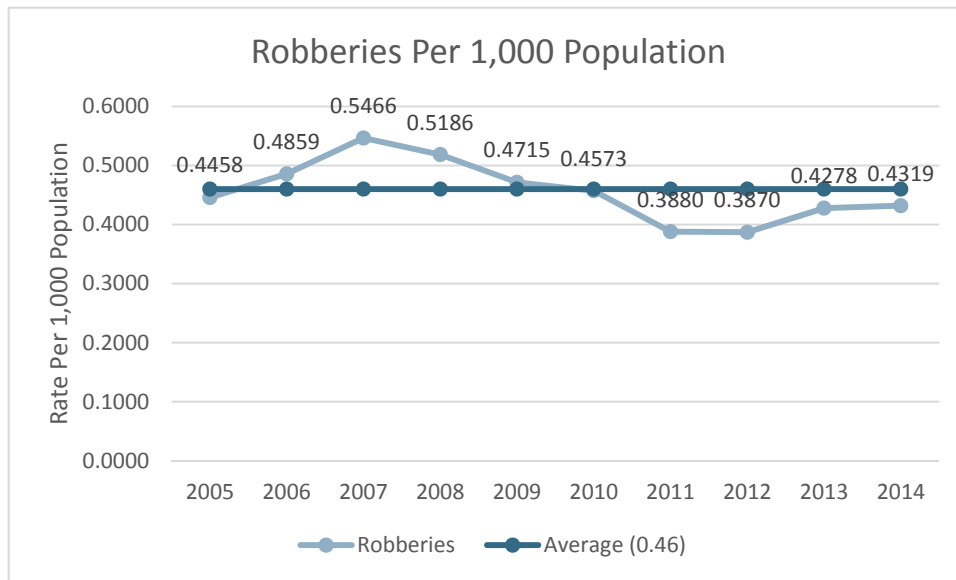
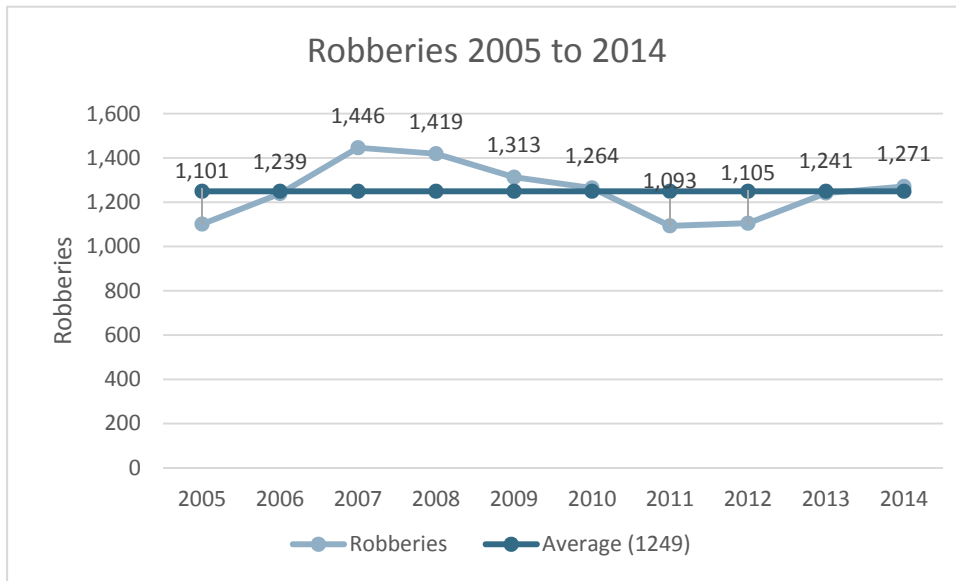
Homicides



Rapes

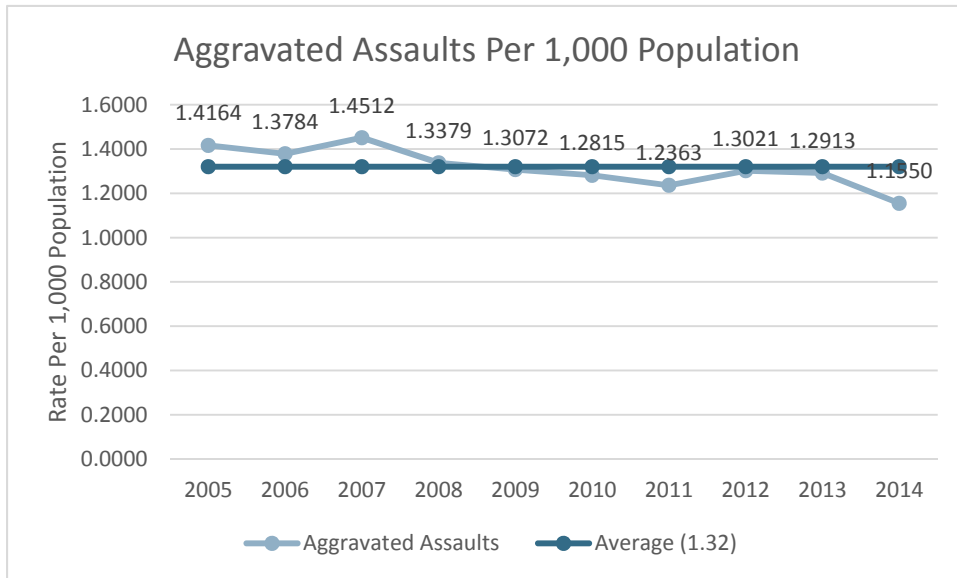
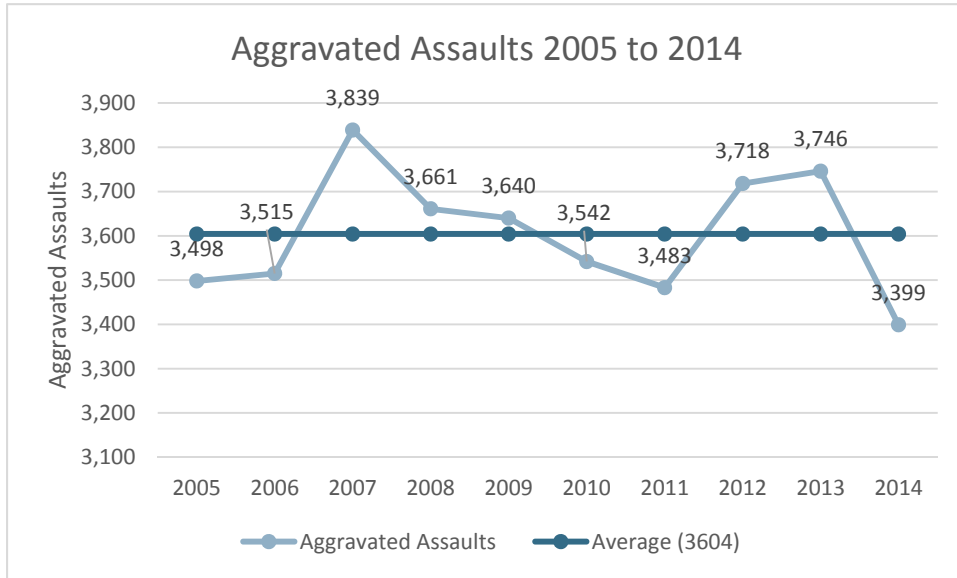


Robberies

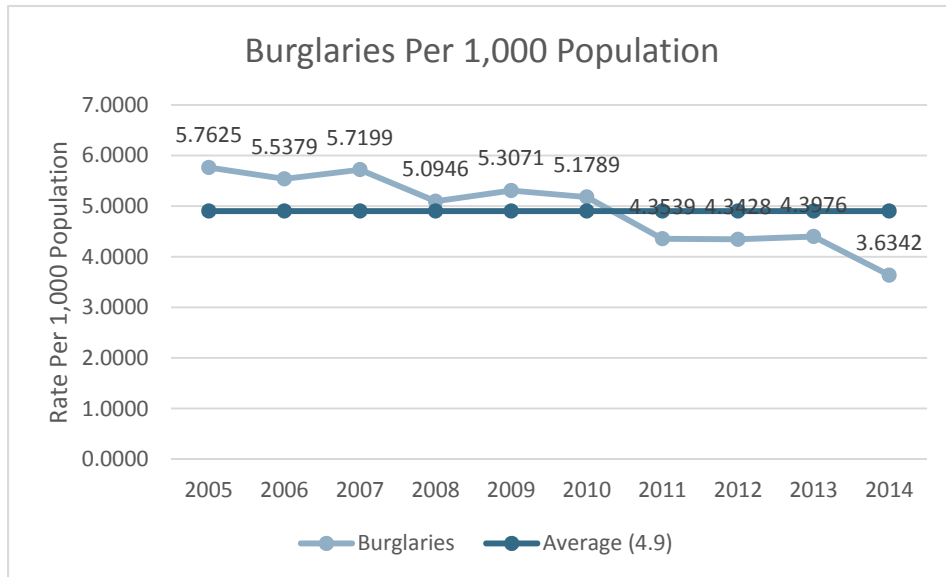
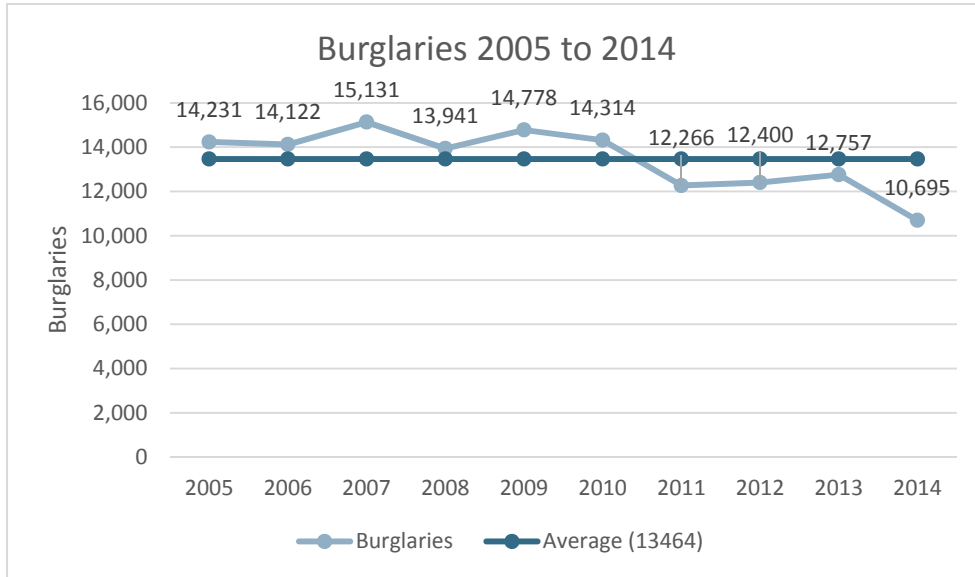




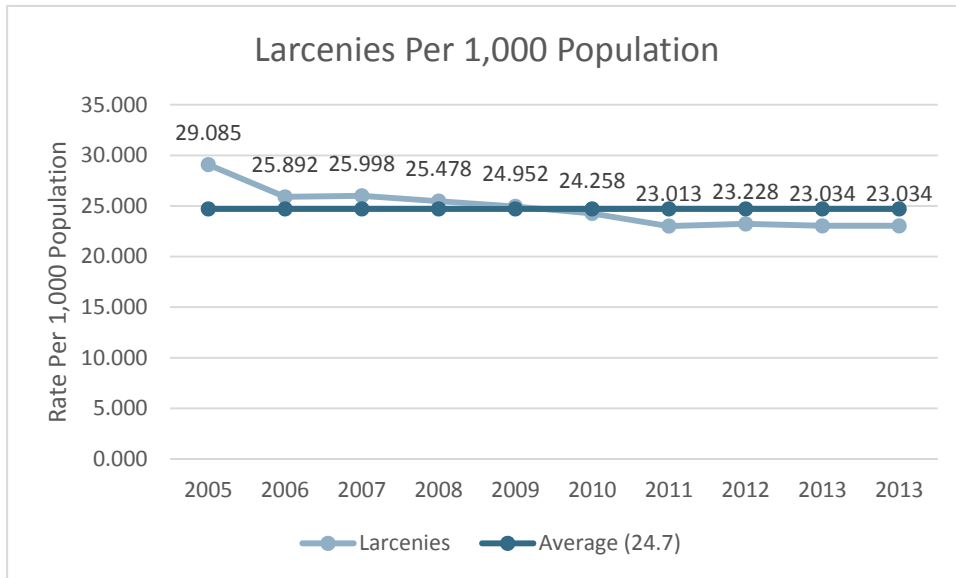
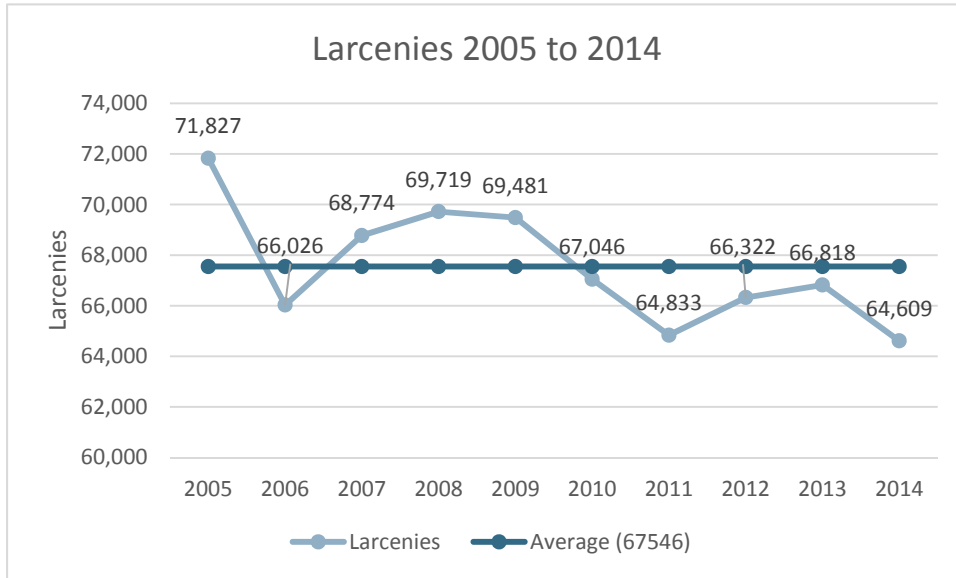
Aggravated Assaults



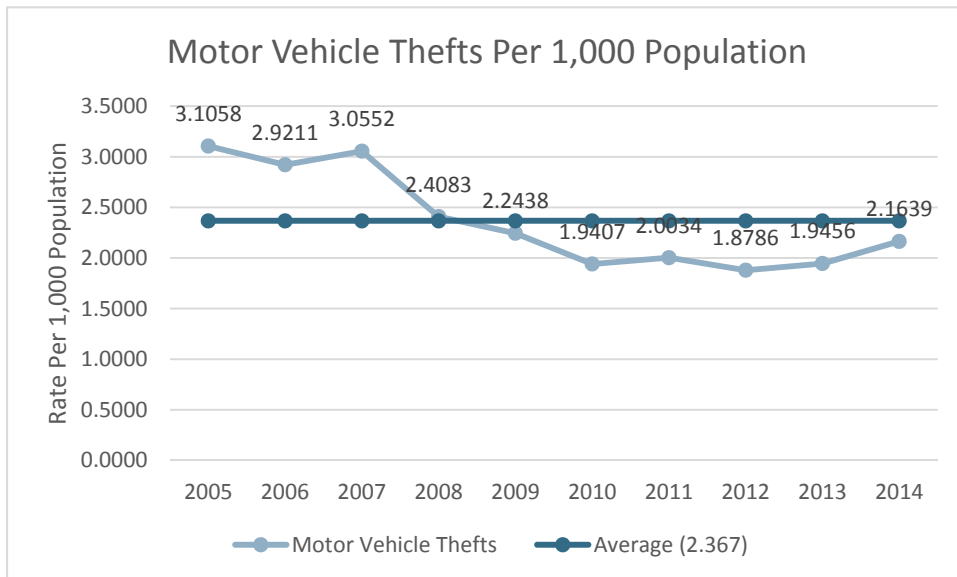
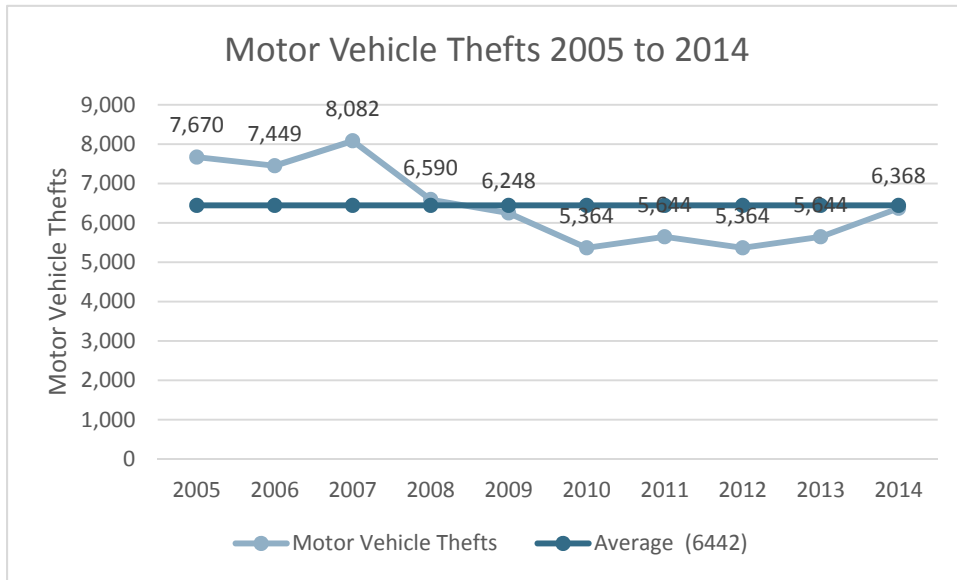
Burglaries



Larcenies



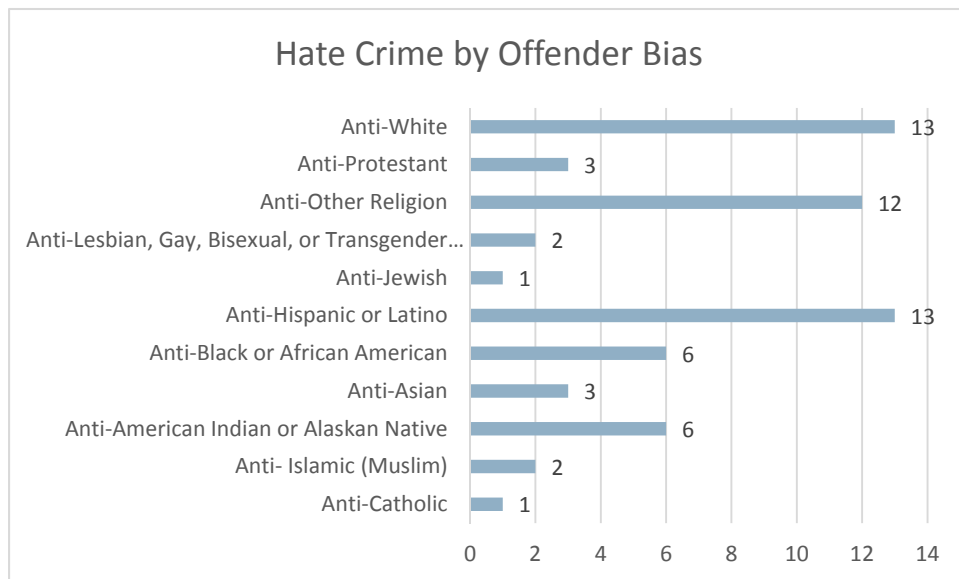
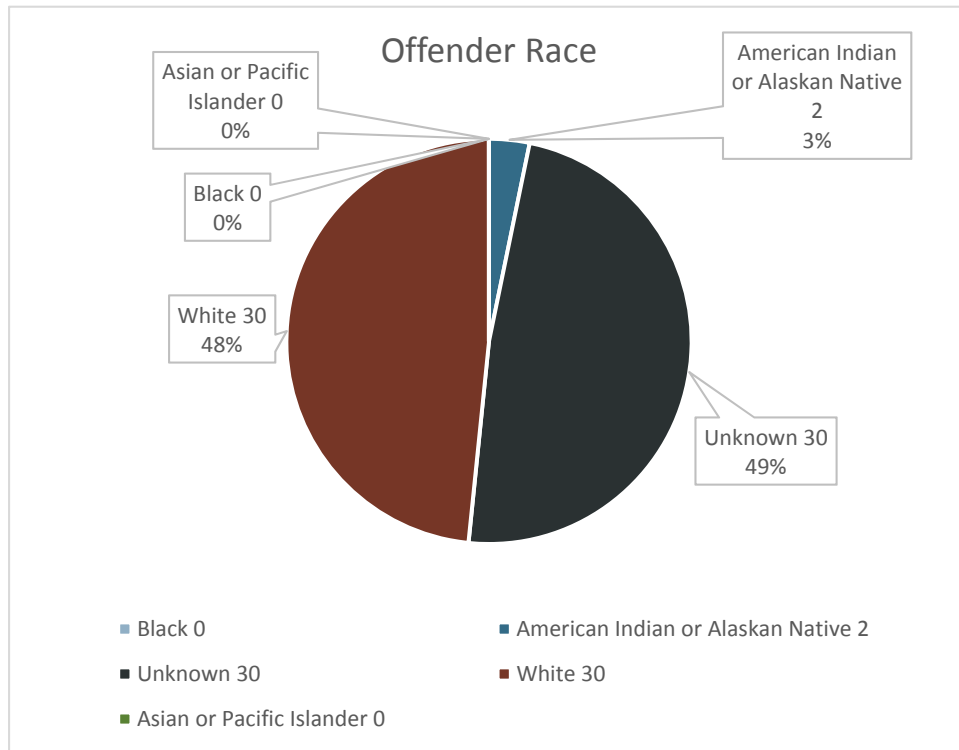
Motor Vehicle Thefts



## Hate Crimes

A criminal offense committed against a person or property which is motivated, in whole or in part, by the offender's bias against a race, religion, ethnic/national origin group, sexual orientation group, or disability.

Agency	Simple Assault	Intimidation	Destruction/Damage/Vandalism of Property	All Other Offenses	Total Offenses
BOUNTIFUL PD	0	0	1	0	1
BRIGHAM CITY PD	1	0	1	2	4
CARBON COUNTY SHERIFF	0	0	0	2	2
CENTERVILLE PD	0	0	1	0	1
DAVIS COUNTY SHERIFF	0	0	0	7	7
DUCHESNE COUNTY SHERIFF	0	0	3	3	6
FARMINGTON PD	0	0	0	3	3
LEHI PD	0	2	0	0	2
MURRAY PD	0	0	1	0	1
NORTH SALT LAKE PD	1	0	1	0	2
ROOSEVELT PD	3	0	2	2	7
TOOELE COUNTY SHERIFF	0	0	0	1	1
TOOELE PD	0	0	1	0	1
TREMONTON PD	0	0	0	2	2
UNIFIED POLICE DEPARTMENT	1	0	3	2	6
UNIVERSITY OF UTAH PD	0	0	1	0	1
UTAH TRANSIT POLICE	1	0	0	4	5
WASHINGTON COUNTY SHERIFF	0	0	1	0	1
WEST BOUNTIFUL PD	0	0	1	0	1
WEST JORDAN PD	0	0	1	0	1
WEST VALLEY PD	1	0	4	2	7
<b>Grand Total</b>	<b>8</b>	<b>2</b>	<b>22</b>	<b>30</b>	<b>62</b>



Officers Assaulted

**The Utah Department of Public Safety  
would like to remember the Law  
Enforcement Officer killed in the line of  
duty in 2014.**

**Sgt. Cory Wride  
Utah County Sheriff's Office  
January 30, 2014**

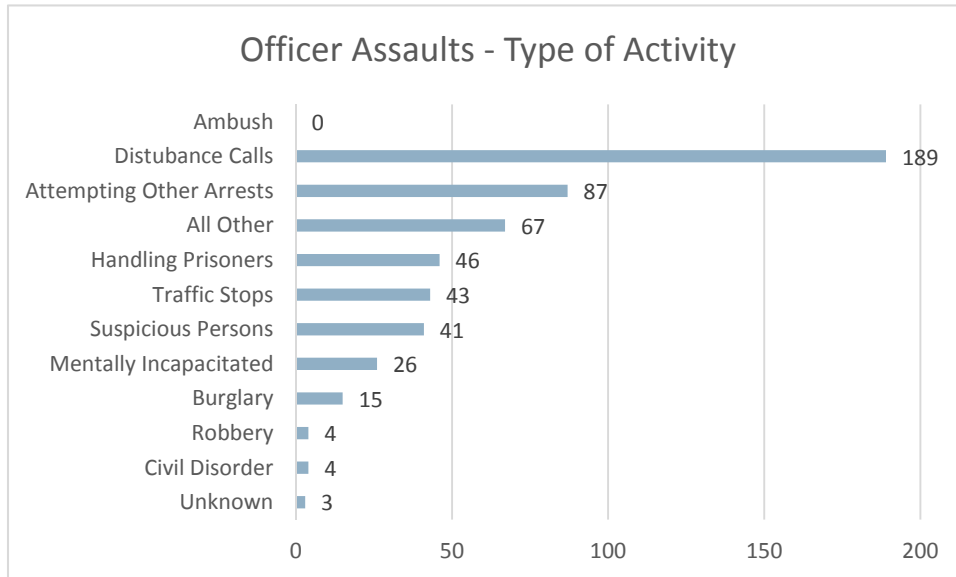
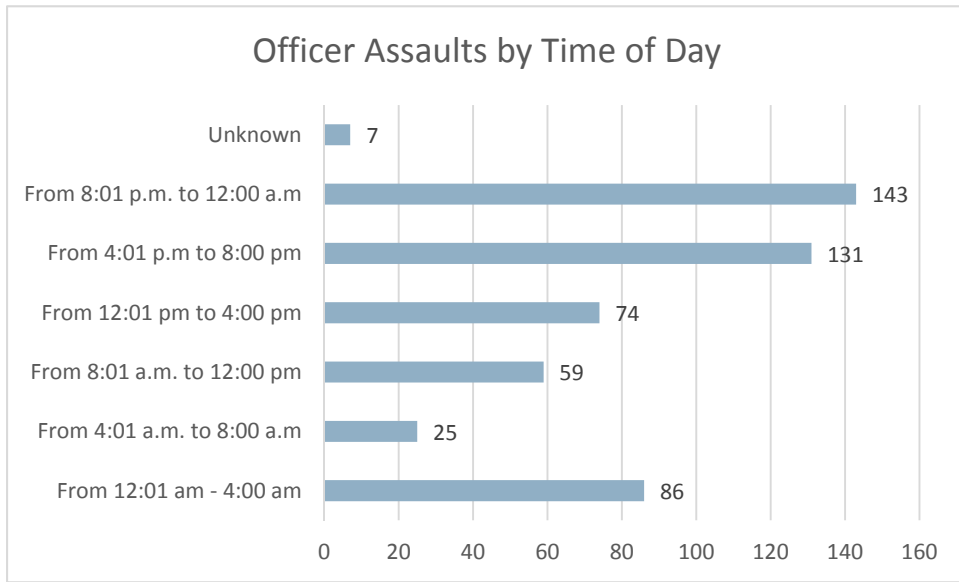
When reviewing the information on Law Enforcement Officers Killed and Assaulted (LEOKA) the following needs to be considered:

- The data in the tables and charts reflect the number of victim officers, not the number of incidents or weapons used.
- The UCR Program considers any part of the body that can be used as weapons (such as hands, fists, or feet) to be personal weapons and designates them as such in its data.
- Not all agencies submit data on the number of officers assaulted in their jurisdiction.

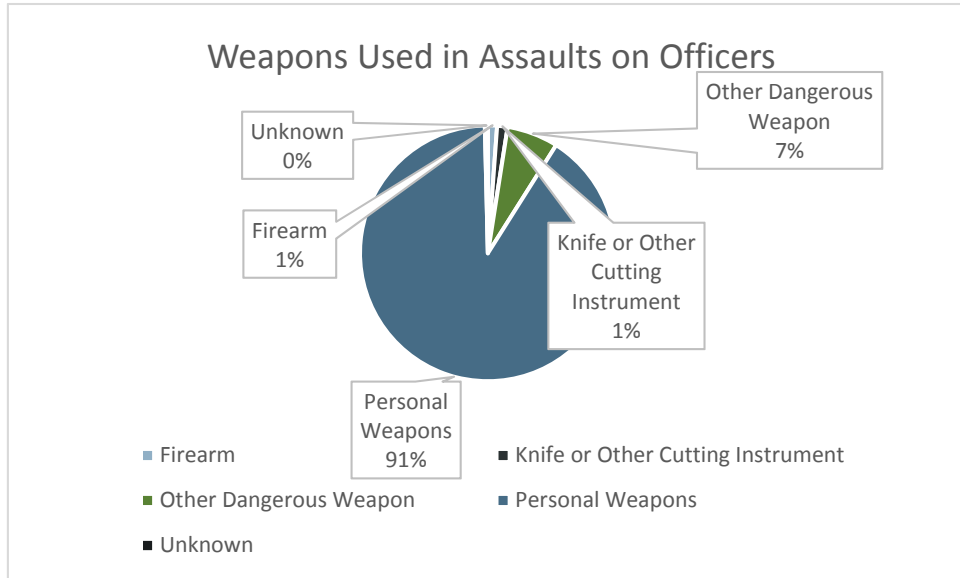
Type of Assignment	
Assignment	Assaults
Two Officer Vehicle	8
One Officer Vehicle - Alone	113
One Officer Vehicle - Assisted	334
Special Assignment - Alone	5
Special Assignment - Assisted	2
Other - Alone	7
Other - Assisted	46
Unknown	10
<b>Total</b>	<b>525</b>

Assaults with Injury		
With Injuries	114	21.71%
Without Injuries	411	78.29%
<b>Total</b>	<b>525</b>	<b>100.00%</b>

Assaults on Officers Cleared - 2014	
Offenses	525
Cleared	445
Clearance Rate	84.76%
<b>NOTE: An offense cleared in 2014 may have occurred in a previous year.</b>	







## Law Enforcement Employees per Agency

Because of law enforcement's varying service requirements and functions as well as the diverse demographic traits and characteristics of jurisdictions, use caution when drawing comparisons between agency staffing levels based upon police employment data from the Uniform Crime Reporting (UCR) Program. It must be remembered that the totals given for sworn officers for any particular agency reflect not only the patrol officers on the street but also officers assigned to various other duties such as those in administrative and investigative positions as well as those assigned to special teams.

### Data Collection:

- Each year, law enforcement agencies in Utah report the total number of sworn law enforcement officers and civilians in their agency as of October 31 to the UCR Program.
- The UCR Program defines law enforcement officers as full-time, sworn personnel that possess full arrest powers, and carry a weapon. Their primary duties include responding to routine calls for police service, emergency situations, or crime scenes; performing routine patrol; rendering emergency services, enforcing criminal laws and traffic regulations; and investigating violations of criminal laws and traffic accidents. These employees' salaries are paid from law enforcement funds. In addition, correctional officers and police cadets are included in the officer counts only if they are sworn and possess full arrest powers.
- Civilian counts are inclusive of all full-time employees of the agency, i.e., dispatchers, clerks, and meter attendants. These employees' salaries are paid from law enforcement funds. Furthermore, correctional officers or jailers that have no police or arrest powers outside the jail are counted as civilians as long as their salaries are paid from the funds of the law enforcement agency.

### Overview:

- In 2014, sworn officers accounted for 69.80% of all law enforcement personnel in Utah.
- The number of full-time law enforcement employees (civilian and sworn) per 1,000 inhabitants in Utah for 2014 was 2.42; the rate of sworn officers was 1.69 per 1,000. The UCR Program computes these rates by taking the number of employees, dividing by the population of agency's jurisdiction, and multiplying by 1,000. These numbers do not include the agencies that did not submit data in 2014.
- Female employees accounted for 55.75% of all full-time civilian law enforcement employees in 2014
- Males accounted for 90.67% of all full-time sworn law enforcement officers in 2014.
- As of October 31, 2014 there were 4,983 sworn law enforcement officers in Utah. Female officers made up 9.33% (465 officers) with male officers making up 90.67 % (4518) of the sworn law enforcement officers employed full-time in Utah.

Agency	Population	Total Full Time Employees per 1,000	Total Full Time Law Enforcement Employees	Full Time Civilian Employees	Total
BEAVER COUNTY SHERIFF	5,579	13.44	27	48	75
MINERSVILLE	882	1.13	1	0	1
<b>BEAVER COUNTY TOTALS</b>	<b>6,461</b>	<b>11.76</b>	<b>28</b>	<b>48</b>	<b>76</b>
BOX ELDER COUNTY SHERIFF	15,309	5.36	26	56	82
BRIGHAM CITY PD	18,631	1.56	25	4	29
TREMONTON PD	8,066	1.49	10	2	12
GARLAND PD	2,422	1.65	4	0	4
MANTUA PD	694	1.44	1	0	1
WILLARD PD	1,775	1.13	2	0	2
PERRY PD	4,621	1.30	5	1	6
<b>BOX ELDER COUNTY TOTALS</b>	<b>51,518</b>	<b>2.64</b>	<b>73</b>	<b>63</b>	<b>136</b>
CACHE COUNTY SHERIFF	44,184	3.35	113	35	148
LOGAN PD	48,997	1.63	52	28	80
NORTH PARK PD	14,148	0.78	9	2	11
SMITHFIELD PD	11,014	0.91	9	1	10
UTAH STATE UNIVERSITY LOGAN	0	0.00	11	6	17
CACHE-RICH DRUG TASK FORCE	0	0.00	6	1	7
<b>CACHE COUNTY TOTALS</b>	<b>118,343</b>	<b>2.31</b>	<b>200</b>	<b>73</b>	<b>273</b>
CARBON COUNTY SHERIFF	6,915	6.94	41	7	48
PRICE PD	8,358	2.51	17	4	21
HELPER PD	2,144	2.80	6	0	6
WELLINGTON PD	1,641	0.00	0	0	0
EAST CARBON PD	1,602	2.50	4	0	4
UTAH STATE UNIVERSITY EASTERN PD	0	0.00	1	1	2
<b>CARBON COUNTY TOTALS</b>	<b>20,660</b>	<b>3.92</b>	<b>69</b>	<b>12</b>	<b>81</b>
<b>DAGGETT COUNTY SHERIFF</b>	<b>1,117</b>	<b>17.91</b>	<b>12</b>	<b>8</b>	<b>20</b>
DAVIS COUNTY SHERIFF	26,492	12.12	140	181	321
BOUNTIFUL PD	43,385	1.22	36	17	53
CLEARFIELD PD	30,484	1.31	27	13	40
LAYTON PD	72,231	1.50	78	30	108
CENTERVILLE PD	16,819	1.19	17	3	20
FARMINGTON PD	22,159	0.90	17	3	20
KAYSVILLE PD	29,494	0.88	24	2	26
NORTH SALT LAKE PD	19,193	1.25	20	4	24
SUNSET PD	5,149	1.55	8	0	8

Agency	Population	Total Full Time Employees per 1,000	Total Full Time Law Enforcement Employees	Full Time Civilian Employees	Total
WEST BOUNTIFUL PD	5,446	1.84	9	1	10
WOODS CROSS PD	11,097	1.44	14	2	16
CLINTON PD	21,104	0.81	16	1	17
SYRACUSE PD	26,639	0.71	17	2	19
DAVIS METRO NARCOTICS STRIKE FORCE	0	0.00	0	1	1
<b>DAVIS COUNTY TOTALS</b>	<b>329,692</b>	<b>2.07</b>	<b>423</b>	<b>260</b>	<b>683</b>
DUCHESNE COUNTY SHERIFF	13,603	4.34	20	39	59
ROOSEVELT PD	6,777	1.92	12	1	13
<b>DUCHESNE COUNTY TOTALS</b>	<b>20,380</b>	<b>3.53</b>	<b>32</b>	<b>40</b>	<b>72</b>
<b>EMERY COUNTY SHERIFF</b>	<b>10,631</b>	<b>3.86</b>	<b>28</b>	<b>13</b>	<b>41</b>
GARFIELD COUNTY SHERIFF	4,231	6.85	13	16	29
ESCALANTE PD	793	1.26	1	0	1
<b>GARFIELD COUNTY TOTALS</b>	<b>5,024</b>	<b>5.97</b>	<b>14</b>	<b>16</b>	<b>30</b>
GRAND COUNTY SHERIFF	4,289	7.46	19	13	32
MOAB PD	5,140	3.50	13	5	18
<b>GRAND COUNTY TOTALS</b>	<b>9,429</b>	<b>5.30</b>	<b>32</b>	<b>18</b>	<b>50</b>
IRON COUNTY SHERIFF	8,723	3.55	28	3	31
CEDAR CITY PD	29,483	1.49	34	10	44
PAROWAN PD	2,862	1.40	4	0	4
SOUTHERN UTAH UNIVERSITY PD	0	0.00	5	1	6
BRIAN HEAD MARSHAL	86	0.00	0	0	0
ENOCH PD	6,115	1.14	5	2	7
<b>IRON COUNTY TOTALS</b>	<b>47,269</b>	<b>1.95</b>	<b>76</b>	<b>16</b>	<b>92</b>
JUAB COUNTY SHERIFF	4,978	5.02	15	10	25
NEPHI PD	5,508	2.00	9	2	11
<b>JUAB COUNTY TOTALS</b>	<b>10,486</b>	<b>3.43</b>	<b>24</b>	<b>12</b>	<b>36</b>
KANE COUNTY SHERIFF	2,317	20.72	15	33	48
KANAB PD	4,463	1.57	6	1	7
BIG WATER MARSHALS OFFICE	474	2.11	1	0	1
<b>KANE COUNTY TOTALS</b>	<b>7,254</b>	<b>7.72</b>	<b>22</b>	<b>34</b>	<b>56</b>
<b>MILLARD COUNTY SHERIFF</b>	<b>12,606</b>	<b>4.28</b>	<b>33</b>	<b>21</b>	<b>54</b>
<b>MORGAN COUNTY SHERIFF</b>	<b>10,608</b>	<b>1.23</b>	<b>11</b>	<b>2</b>	<b>13</b>

Agency	Population	Total Full Time Employees per 1,000	Total Full Time Law Enforcement Employees	Full Time Civilian Employees	Total
<b>PIUTE COUNTY SHERIFF</b>	<b>1,484</b>	<b>2.02</b>	<b>3</b>	<b>0</b>	<b>3</b>
<b>RICH COUNTY SHERIFF</b>	<b>2,293</b>	<b>4.36</b>	<b>4</b>	<b>6</b>	<b>10</b>
UNIFIED POLICE DEPT OF GREATER SALT LAKE	337,263	1.69	420	149	569
MURRAY PD	48,822	1.68	68	14	82
SALT LAKE CITY PD	190,884	2.73	428	93	521
SOUTH SALT LAKE PD	24,784	2.62	55	10	65
SANDY PD	91,148	1.50	103	34	137
WEST JORDAN PD	110,920	1.23	103	33	136
UNIVERSITY OF UTAH PD	0	0.00	32	77	109
DRAPER PD	46,202	0.97	37	8	45
SOUTH JORDAN PD	62,781	0.89	48	8	56
BLUFFDALE PD	9,887	0.71	7	0	7
ALTA MARSHAL	390	20.51	4	4	8
WEST VALLEY PD	134,495	1.75	191	44	235
GRANITE SCHOOL DISTRICT PD	0	0.00	16	7	23
UT DPS UTA SECTION	0	0.00	58	21	79
COTTONWOOD HEIGHTS PD	34,166	1.38	38	9	47
<b>SALT LAKE COUNTY TOTALS</b>	<b>1,091,742</b>	<b>1.94</b>	<b>1,608</b>	<b>511</b>	<b>2,119</b>
SAN JUAN COUNTY SHERIFF	9,584	3.65	15	20	35
BLANDING PD	3,668	1.36	5	0	5
MONTICELLO PD	1,999	1.50	3	0	3
<b>SAN JUAN COUNTY TOTALS</b>	<b>15,251</b>	<b>2.82</b>	<b>23</b>	<b>20</b>	<b>43</b>
SANPETE COUNTY SHERIFF	9,223	5.85	19	35	54
CENTERFIELD PD	1,384	0.72	1	0	1
EPHRAIM PD	6,463	0.00	0	0	0
FAIRVIEW PD	1,271	0.79	1	0	1
FOUNTAIN GREEN PD	1,088	0.00	0	0	0
GUNNISON PD	3,291	0.00	0	0	0
MORONI PD	1,451	0.00	0	0	0
MT. PLEASANT PD	3,305	1.21	4	0	4
SPRING CITY PD	1,001	0.00	0	0	0
SNOW COLLEGE PD	0	0.00	2	0	2
<b>SANPETE COUNTY TOTALS</b>	<b>28,477</b>	<b>2.18</b>	<b>27</b>	<b>35</b>	<b>62</b>
SEVIER COUNTY SHERIFF	10,761	6.69	41	31	72
RICHFIELD PD	7,518	2.13	14	2	16
SALINA PD	2,494	1.60	4	0	4

Agency	Population	Total Full Time Employees per 1,000	Total Full Time Law Enforcement Employees	Full Time Civilian Employees	Total
<b>SEVIER COUNTY TOTALS</b>	<b>20,773</b>	<b>4.43</b>	<b>59</b>	<b>33</b>	<b>92</b>
SUMMIT COUNTY SHERIFF	29,058	3.30	59	37	96
KAMAS PD	1,989	1.01	2	0	2
PARK CITY PD	8,058	5.21	30	12	42
<b>SUMMIT COUNTY TOTALS</b>	<b>39,105</b>	<b>3.58</b>	<b>91</b>	<b>49</b>	<b>140</b>
TOOELE COUNTY SHERIFF	18,549	4.37	29	52	81
TOOELE PD	32,573	1.26	33	8	41
GRANTSVILLE PD	9,838	1.42	12	2	14
STOCKTON PD	638	1.57	1	0	1
<b>TOOELE COUNTY TOTALS</b>	<b>61,598</b>	<b>2.22</b>	<b>75</b>	<b>62</b>	<b>137</b>
UINTAH COUNTY SHERIFF	23,875	3.39	23	58	81
VERNAL PD	10,844	2.12	20	3	23
NAPLES PD	2,148	3.72	7	1	8
<b>UINTAH COUNTY TOTALS</b>	<b>36,867</b>	<b>3.04</b>	<b>50</b>	<b>62</b>	<b>112</b>
UTAH COUNTY SHERIFF	45,238	11.30	280	231	511
AMERICAN FORK/CEDAR HILLS PD	38,413	1.09	35	7	42
LEHI PD	56,275	0.87	43	6	49
OREM DPS	91,781	1.17	82	25	107
PAYSON PD	19,331	1.03	18	2	20
PLEASANT GROVE PD	37,064	0.92	26	8	34
PROVO PD	114,801	1.32	102	50	152
SPANISH FORK PD	37,527	0.91	30	4	34
SPRINGVILLE PD	31,464	1.21	27	11	38
LONE PEAK PD	27,587	0.87	20	4	24
SALEM PD	7,237	1.38	9	1	10
SANTAQUIN PD	10,106	1.09	10	1	11
BYU PD	0	0.00	30	13	43
LINDON PD	10,723	1.59	15	2	17
MAPLETON PD	9,071	0.99	8	1	9
UTAH VALLEY UNIVERSITY PD	0	0.00	9	2	11
UTAH COUNTY MAJOR CRIMES TASK FORCE	0	0.00	0	1	1
UTAH COUNTY ATTY - INVESTIGATIONS DIV	0	0.00	6	2	8
SARATOGA SPRINGS PD	24,356	0.94	20	3	23
<b>UTAH COUNTY TOTALS</b>	<b>560,974</b>	<b>2.04</b>	<b>770</b>	<b>374</b>	<b>1,144</b>
WASATCH COUNTY SHERIFF	14,115	2.90	25	16	41
HEBER CITY PD	13,599	1.54	16	5	21
<b>WASATCH COUNTY TOTALS</b>	<b>27,714</b>	<b>2.24</b>	<b>41</b>	<b>21</b>	<b>62</b>
WASHINGTON COUNTY SHERIFF	12,241	13.07	45	115	160

Agency	Population	Total Full Time Employees per 1,000	Total Full Time Law Enforcement Employees	Full Time Civilian Employees	Total
ST. GEORGE PD	78,505	1.75	101	36	137
HURRICANE PD	15,032	1.53	22	1	23
LA VERKIN PD	4,163	0.96	4	0	4
LEEDS PD	837	0.00	0	0	0
SPRINGDALE PD	548	9.12	4	1	5
WASHINGTON CITY PD	23,360	1.16	23	4	27
HILDALE PD	2,926	3.76	8	3	11
DIXIE STATE UNIVERSITY PD	0	0.00	0	0	0
SANTA CLARA IVINS PUBLIC SAFETY	14,336	1.05	13	2	15
<b>WASHINGTON COUNTY TOTALS</b>	<b>151,948</b>	<b>2.51</b>	<b>220</b>	<b>162</b>	<b>382</b>
<b>WAYNE COUNTY SHERIFF</b>	<b>2,723</b>	<b>2.20</b>	<b>5</b>	<b>1</b>	<b>6</b>
WEBER COUNTY SHERIFF	59,649	1.21	72	0	72
OGDEN PD	84,316	1.97	136	30	166
ROY PD	37,877	1.24	39	8	47
SOUTH OGDEN PD	16,852	1.48	22	3	25
NORTH OGDEN PD	18,172	1.10	17	3	20
RIVERDALE PD	8,592	2.56	19	3	22
WEBER STATE UNIVERSITY PD	0	0.00	11	1	12
HARRISVILLE PD	6,069	1.65	9	1	10
PLEASANT VIEW PD	8,948	1.01	8	1	9
<b>WEBER COUNTY TOTALS</b>	<b>240,475</b>	<b>1.59</b>	<b>333</b>	<b>50</b>	<b>383</b>
UT DNR - WILDLIFE RESOURCES	0	0.00	71	2	73
UT DNR - PARKS	0	0.00	57	1	58
UTAH HIGHWAY PATROL	0	0.00	469	131	600
<b>STATE AGENCY TOTALS</b>			<b>597</b>	<b>134</b>	<b>731</b>
<b>STATE TOTALS</b>	<b>2,942,902</b>	<b>2.43</b>	<b>4,983</b>	<b>2,156</b>	<b>7,139</b>

## INCIDENT BASED REPORTING

The concept of Incident Based Reporting, also referred to as IBR or NIBRS, was developed by the FBI in the 1980s to provide more comprehensive data for the management of crime in our society. In an incident based reporting system, computer technology is used to collect more detailed information about the crimes that occur. The availability of detailed information, stored in a law enforcement agency’s Records Management System data base, makes for a more comprehensive analysis of criminal activity.

The Utah Incident Based Reporting System was implemented in 1991; 75 Utah agencies submitted IBR data for this report. The data accepted by the Utah repository is also forwarded to the NIBRS (National Incident Based Reporting System) repository where the FBI uses it to depict criminal activity nationwide.

The data from the IBR system is not directly comparable to the data from the summary based reports. Information about each incident and arrest is collected for 22 offense categories comprised of 46 Group A offenses. All offenses that occur in a criminal episode are reported, not just the most serious. Only arrest data is collected for 10 Group B crimes. (As opposed to the “Hierarchy Rule” outlined on page 10.)

Summary Based Reporting mostly gathers information on the eight “Index Crimes” listed on page 9. IBR gathers the “index crimes” as well as the following information:

Group A Offenses		
Crimes Against Persons	Crimes Against Property	Crimes Against Society
Murder	Robbery	Drug / Narcotic Violations
Negligent Manslaughter	Burglary/Breaking & Entering	Drug Equipment Violations
Forcible Rape	Larceny / Theft Offenses	Gambling Offenses
Forcible Sodomy	Motor Vehicle Theft	Pornography
Sexual Assault w/Object	Arson	Prostitution Offenses
Forcible Fondling	Destruction of Property	Weapon Law Violations
Aggravated Assault	Counterfeiting / Forgery	
Simple Assault	Fraud Offenses	
Intimidation	Embezzlement	
Kidnapping	Extortion / Blackmail	
Incest	Bribery	
Statutory Rape	Stolen Property Offenses	

Group B Arrests	
Offense	
Bad Checks	Nonviolent Family Offenses
Curfew / Loitering / Vagrancy	Liquor Law Violations
Disorderly Conduct	Peeping Tom
DUI	Trespass of Real Property
Drunkenness	All Other Offenses



## Incident Based Reporting - Acknowledgements

Converting to IBR takes a lot of planning, work, and patience. It also requires enough foresight to see the value of accurate, detailed crime data in understanding and managing this serious problem. BCI appreciates the following agencies which have made the commitment to participate in the NIBRS program:

---

BLUFFDALE PD	PROVO PD
BOUNTIFUL PD	RIVERDALE PD
BRIGHAM CITY PD	ROOSEVELT PD
BYU PD	ROY PD
CACHE-RICH DRUG TASK FORCE	SALT LAKE CITY PD
CARBON COUNTY SHERIFF	SANDY PD
CENTERVILLE PD	SANTA CLARA IVINS PUBLIC SAFETY
CLEARFIELD PD	SARATOGA SPRINGS PD
CLINTON PD	SOUTH JORDAN PD
DAGGETT COUNTY SHERIFF	SOUTH OGDEN PD
DAVIS COUNTY SHERIFF	SOUTH SALT LAKE PD
DAVIS COUNTY TASK FORCE	SOUTHERN UTAH UNIVERSITY PD
DRAPER PD	SPANISH FORK PD
DUCHESNE COUNTY SHERIFF	ST. GEORGE PD
EMERY COUNTY SHERIFF	SUNSET PD
FARMINGTON PD	SYRACUSE PD
GRANTSVILLE PD	TOOELE COUNTY SHERIFF
HEBER CITY PD	TOOELE PD
HELPER PD	TREMONTON PD
HURRICANE PD	UTAH HIGHWAY PATROL
KANAB PD	UINTAH COUNTY SHERIFF
KANE COUNTY SHERIFF	UNIFIED POLICE DEPT OF GREATER SALT LAKE
KAYSVILLE PD	UT DNR - PARKS
LAYTON PD	UT DNR - WILDLIFE RESOURCES
LINDON PD	UT DPS UTA SECTION
LOGAN PD	UTAH COUNTY SHERIFF
MILLARD COUNTY SHERIFF	UTAH STATE UNIVERSITY LOGAN
MOAB PD	VERNAL PD
MORGAN COUNTY SHERIFF	WASATCH COUNTY SHERIFF
MURRAY PD	WASHINGTON CITY PD
NAPLES PD	WASHINGTON COUNTY SHERIFF
NORTH OGDEN PD	WAYNE COUNTY SHERIFF
NORTH SALT LAKE PD	WEBER COUNTY SHERIFF
OGDEN PD	WEST BOUNTIFUL PD
PERRY PD	WEST JORDAN PD
PLEASANT GROVE PD	WEST VALLEY PD
PRICE PD	WILLARD PD
	WOODS CROSS PD

## Crimes Against Persons

In this table certain categories of crimes against people are grouped together. The following indicates what offenses are counted for that category (see glossary for definitions of the offenses):

- Assault Offenses: Counts the victims of aggravated assault and simple assault.
- Sex Offenses (Forcible): Counts the victims of forcible rape, forcible sodomy, sexual assault with an object and forcible fondling.
- Sex Offenses (Non Forcible): Counts the victims of incest and statutory rape.
- Criminal incidents reported by the Utah Transit Authority PD, Utah State Parks, Utah Wildlife Resources and Utah Highway Patrol may have occurred anywhere in the state where the agencies have jurisdiction.

Crimes Against Persons						
Agency	Kidnapping/Abduction	Sex Offenses – Non-forcible	Assault Offenses	Sex Offenses - Forcible	Homicide Offenses	Crimes Against Persons
BLUFFDALE PD	0	0	18	5	0	23
BOUNTIFUL PD	11	4	268	31	0	314
BRIGHAM CITY PD	5	1	202	25	0	233
BYU PD	0	0	23	17	0	40
CACHE-RICH DRUG TASK FORCE	0	0	0	0	0	0
CARBON COUNTY SHERIFF	1	0	31	12	0	44
CENTERVILLE PD	2	6	65	43	0	116
CLEARFIELD PD	1	0	211	78	1	291
CLINTON PD	0	1	63	9	0	73
DAGGETT COUNTY SHERIFF	0	0	2	0	0	2
DAVIS COUNTY SHERIFF	2	4	113	23	0	142
DAVIS COUNTY TASK FORCE	0	0	0	0	0	0
DRAPER PD	6	2	318	62	1	389
DUCHESNE COUNTY SHERIFF	2	18	66	30	0	116
EMERY COUNTY SHERIFF	1	1	52	12	0	66
FARMINGTON PD	7	3	68	27	0	105
GRANTSVILLE PD	2	0	73	16	0	91
HEBER CITY PD	3	0	16	13	0	32
HELPER PD	0	1	18	0	0	19
HURRICANE PD	8	6	155	11	0	180
KANAB PD	0	0	20	2	0	22

## Crimes Against Persons

Agency	Kidnapping/Abduction	Sex Offenses – Non-forcible	Assault Offenses	Sex Offenses - Forcible	Homicide Offenses	Crimes Against Persons
KANE COUNTY SHERIFF	0	1	11	6	0	18
KAYSVILLE PD	2	2	79	33	0	116
LAYTON PD	3	10	571	78	1	663
LINDON PD	0	0	34	7	1	42
LOGAN PD	0	0	190	55	2	247
MILLARD COUNTY SHERIFF	0	1	91	10	0	102
MOAB PD	5	0	74	3	0	82
MORGAN COUNTY SHERIFF	0	1	6	2	0	9
MURRAY PD	5	0	512	91	1	609
NAPLES PD	0	0	17	6	0	23
NORTH OGDEN PD	0	0	44	14	0	58
NORTH SALT LAKE PD	6	0	110	14	0	130
OGDEN PD	60	4	2,062	201	4	2,331
PERRY PD	0	0	19	0	0	19
PLEASANT GROVE PD	2	3	65	26	6	102
PRICE PD	3	2	43	8	1	57
PROVO PD	29	40	551	222	1	843
RIVERDALE PD	7	2	120	16	0	145
ROOSEVELT PD	8	7	237	44	0	296
ROY PD	30	4	294	58	2	388
SALT LAKE CITY PD	89	22	4,453	326	7	4,897
SANDY PD	15	4	655	82	2	758
SANTA CLARA IVINS PUBLIC SAFETY	0	3	60	8	0	71
SARATOGA SPRINGS PD	0	2	56	15	0	73
SOUTH JORDAN PD	1	0	342	48	0	391
SOUTH OGDEN PD	9	0	99	21	0	129
SOUTH SALT LAKE PD	7	4	695	66	2	774
SOUTHERN UTAH UNIVERSITY PD	0	0	2	0	0	2
SPANISH FORK PD	0	3	54	21	4	82
ST. GEORGE PD	41	7	567	70	0	685
SUNSET PD	0	0	54	2	0	56
SYRACUSE PD	3	1	84	15	2	105
TOOELE COUNTY SHERIFF	6	0	80	23	2	110
TOOELE PD	30	13	485	78	1	607

## Crimes Against Persons

Agency	Kidnapping/Abduction	Sex Offenses – Non-forcible	Assault Offenses	Sex Offenses - Forcible	Homicide Offenses	Crimes Against Persons
TREMONTON PD	2	0	119	14	0	135
UTAH HIGHWAY PATROL	6	0	96	8	0	110
UINTAH COUNTY SHERIFF	1	11	137	31	1	181
UNIFIED POLICE DEPT OF GREATER SALT LAKE	23	7	2,796	310	5	3,141
UT DNR - PARKS	0	0	11	0	0	11
UT DNR - WILDLIFE RESOURCES	0	0	5	0	0	5
UT DPS UTA SECTION	0	0	134	6	0	140
UTAH COUNTY SHERIFF	3	10	106	43	1	163
UTAH STATE UNIVERSITY LOGAN	0	0	7	2	0	9
VERNAL PD	0	4	133	40	0	177
WASATCH COUNTY SHERIFF	2	0	55	26	0	83
WASHINGTON CITY PD	5	10	133	20	0	168
WASHINGTON COUNTY SHERIFF	5	4	117	11	2	139
WAYNE COUNTY SHERIFF	0	0	4	0	0	4
WEBER COUNTY SHERIFF	3	5	245	55	0	308
WEST BOUNTIFUL PD	0	0	33	6	0	39
WEST JORDAN PD	44	4	794	68	0	910
WEST VALLEY PD †	109	18	2,050	241	1	2,419
WILLARD PD	0	0	8	1	0	9
WOODS CROSS PD	2	0	49	10	0	61
<b>CRIMES AGAINST PERSONS TOTAL</b>	<b>617</b>	<b>256</b>	<b>21,630</b>	<b>2,977</b>	<b>52</b>	<b>25,532</b>

\* Crimes reported by this agency may have occurred in either Cache or Rich counties.

† Due to problems with data collection processes discrepancies in numbers are present.

Since only 75 of the reporting agencies submit IBR data, IBR statistics reflect only crimes reported by those jurisdictions. They do not reflect statewide data. For a list of all agencies that submit IBR data, see page 65.

## Crimes Against Property

Criminal incidents reported by the Utah Transit Authority PD, Utah State Parks, Utah Wildlife Resources and Utah Highway Patrol may have occurred anywhere in the state where the agencies have jurisdiction.

Crimes Against Property													
Agency	Arson	Bribery	Burglary/Breaking & Entering	Counterfeiting/Forgery	Destruction/Damage/Vandalism of Property	Embezzlement	Extortion/Blackmail	Fraud Offenses	Larceny/Theft Offenses	Motor Vehicle Theft	Robbery	Stolen Property Offenses	Crimes Against Property
BLUFFDALE PD	1	61	36	1	90	6	13	0	0	0	0	0	208
BOUNTIFUL PD	26	361	116	17	717	170	46	3	1	2	0	0	1,459
BRIGHAM CITY PD	20	238	77	7	388	63	25	3	0	1	1	0	823
BYU PD	0	42	3	0	203	7	1	0	0	0	0	0	256
CACHE-RICH DRUG TASK FORCE	0	0	0	0	0	0	0	0	0	0	0	0	0
CARBON COUNTY SHERIFF	0	68	33	2	98	10	3	0	1	0	0	0	215
CENTERVILLE PD	63	188	68	11	485	298	11	3	0	5	0	0	1,132
CLEARFIELD PD	22	314	100	2	527	71	29	7	0	8	3	0	1,083
CLINTON PD	6	57	25	3	196	38	11	1	0	1	0	0	338
DAGGETT COUNTY SHERIFF	0	2	3	0	5	1	0	0	0	0	0	0	11
DAVIS COUNTY SHERIFF	4	101	34	7	156	51	14	0	0	0	0	0	367
DAVIS COUNTY TASK FORCE	11	0	0	0	0	57	0	0	0	0	0	0	68
DRAPER PD	60	372	161	34	921	240	56	5	1	8	3	0	1,861
DUCHESNE COUNTY SHERIFF	6	102	40	3	192	27	21	0	0	0	0	0	391
EMERY COUNTY SHERIFF	1	26	19	4	93	11	5	0	0	0	0	0	159
FARMINGTON PD	10	124	33	7	239	72	16	2	0	1	0	0	504
GRANTSVILLE PD	8	30	26	4	29	25	11	2	0	2	0	0	137
HEBER CITY PD	4	36	19	0	102	0	3	1	0	1	1	0	167
HELPER PD	2	17	18	4	38	0	1	1	0	0	0	0	81
HURRICANE PD	20	77	27	8	168	13	11	1	0	1	0	0	326
KANAB PD	3	1	5	0	37	4	4	0	0	0	2	0	56

Crimes Against Property													
Agency	Arson	Bribery	Burglary/Breaking & Entering	Counterfeiting/Forgery	Destruction/Damage/Vandalism of Property	Embezzlement	Extortion/Blackmail	Fraud Offenses	Larceny/Theft Offenses	Motor Vehicle Theft	Robbery	Stolen Property Offenses	Crimes Against Property
KANE COUNTY SHERIFF	0	1	4	0	7	3	1	0	0	0	0	0	16
KAYSVILLE PD	5	107	35	1	150	30	15	1	0	2	0	0	346
LAYTON PD	51	508	178	11	1,274	192	69	5	0	11	11	0	2,310
LINDON PD	8	51	23	6	194	29	7	0	0	2	1	0	321
LOGAN PD	18	437	124	1	789	116	19	2	0	4	0	0	1,510
MILLARD COUNTY SHERIFF	5	53	33	4	208	2	6	0	0	0	0	0	311
MOAB PD	4	67	15	3	149	18	7	1	0	0	1	0	265
MORGAN COUNTY SHERIFF	0	25	1	0	10	2	1	0	0	0	0	0	39
MURRAY PD	72	919	299	0	2,025	242	256	1	0	55	2	0	3,871
NAPLES PD	0	14	7	0	19	7	4	2	0	0	0	0	53
NORTH OGDEN PD	2	121	27	3	161	31	13	4	0	0	0	0	362
NORTH SALT LAKE PD	3	218	80	11	400	75	54	3	0	0	0	0	844
OGDEN PD	111	1,848	556	52	3,203	401	311	14	0	114	2	0	6,612
PERRY PD	2	22	7	3	69	9	1	1	0	0	0	0	114
PLEASANT GROVE PD	15	98	37	4	227	33	13	0	0	0	0	0	427
PRICE PD	17	89	88	9	352	30	8	0	0	0	0	0	593
PROVO PD	44	882	213	64	1,923	240	116	6	1	19	1	0	3,509
RIVERDALE PD	10	118	22	7	435	58	13	1	0	4	0	0	668
ROOSEVELT PD	10	115	39	5	233	50	19	0	0	1	0	0	472
ROY PD	17	317	106	31	647	114	44	3	0	2	0	0	1,281
SALT LAKE CITY PD	532	3,589	1,716	341	13,163	1,522	1786	58	9	447	15	0	23,178
SANDY PD	114	718	429	61	2,004	406	169	7	2	37	6	0	3,953
SANTA CLARA IVINS PUBLIC SAFETY	1	52	23	2	64	17	7	0	0	1	0	0	167
SARATOGA SPRINGS PD	1	75	18	3	160	24	8	0	0	0	0	0	289
SOUTH JORDAN PD	27	386	151	9	1,162	191	73	1	2	19	2	0	2,023
SOUTH OGDEN PD	18	130	53	6	233	72	22	0	0	4	2	0	540
SOUTH SALT LAKE PD	61	725	229	44	1,223	207	287	2	1	44	3	2	2,828
SOUTHERN UTAH UNIVERSITY PD	0	9	1	0	18	0	0	0	0	0	0	0	28

Crimes Against Property													
Agency	Arson	Bribery	Burglary/Breaking & Entering	Counterfeiting/Forgery	Destruction/Damage/Vandalism of Property	Embezzlement	Extortion/Blackmail	Fraud Offenses	Larceny/Theft Offenses	Motor Vehicle Theft	Robbery	Stolen Property Offenses	Crimes Against Property
SPANISH FORK PD	6	203	74	2	404	84	16	1	0	1	0	0	791
ST. GEORGE PD	63	1,018	313	36	1,547	242	107	5	1	19	4	0	3,355
SUNSET PD	0	33	10	0	87	25	5	0	0	0	0	0	160
SYRACUSE PD	5	135	26	3	240	84	5	3	0	1	0	0	502
TOOELE COUNTY SHERIFF	8	10	68	7	77	58	19	7	1	2	0	0	257
TOOELE PD	48	458	204	3	1,016	175	97	15	0	20	0	0	2,036
TREMONTON PD	5	86	45	1	188	45	9	1	1	0	1	0	382
UTAH HIGHWAY PATROL	11	35	3	99	144	53	27	1	0	3	0	0	376
UINTAH COUNTY SHERIFF	4	126	51	1	177	39	12	1	0	2	0	0	413
UNIFIED POLICE DEPT OF GREATER SALT LAKE	444	3,315	1,627	340	8,487	1,712	1297	22	2	182	5	0	17,433
UT DNR - PARKS	0	11	1	11	27	3	2	0	0	0	0	0	55
UT DNR - WILDLIFE RESOURCES	0	14	1	6	14	1	0	0	0	0	0	0	36
UT DPS UTA SECTION	3	99	4	9	2,381	5	34	2	0	10	0	0	2,547
UTAH COUNTY SHERIFF	4	128	39	9	202	50	20	1	0	0	0	0	453
UTAH STATE UNIVERSITY LOGAN	0	38	4	0	81	7	0	0	0	0	0	0	130
VERNAL PD	17	105	30	0	450	50	12	1	0	4	0	0	669
WASATCH COUNTY SHERIFF	2	95	29	3	98	6	6	1	0	0	0	0	240
WASHINGTON CITY PD	25	139	57	21	436	75	17	2	0	4	1	0	777
WASHINGTON COUNTY SHERIFF	6	89	32	11	94	16	4	0	0	3	0	0	255
WAYNE COUNTY SHERIFF	1	1	3	1	6	0	0	0	0	0	0	0	12
WEBER COUNTY SHERIFF	12	354	165	9	597	154	49	2	0	2	1	0	1,345
WEST BOUNTIFUL PD	5	57	9	5	117	17	1	0	0	0	0	0	211
WEST JORDAN PD	131	1,198	294	36	1,717	246	197	3	0	39	4	0	3,865
WEST VALLEY PD	314	1,654	853	278	4,414	866	848	11	1	132	33	0	9,404

Crimes Against Property													
Agency	Arson	Bribery	Burglary/Breaking & Entering	Counterfeiting/Forgery	Destruction/Damage/Vandalism of Property	Embezzlement	Extortion/Blackmail	Fraud Offenses	Larceny/Theft Offenses	Motor Vehicle Theft	Robbery	Stolen Property Offenses	Crimes Against Property
WILLARD PD	0	12	8	1	14	3	6	1	0	0	0	0	45
WOODS CROSS PD	4	71	24	6	114	37	15	2	0	2	1	0	276
<b>CRIMES AGAINST PROPERTY TOTALS</b>	<b>2,533</b>	<b>23,395</b>	<b>9,331</b>	<b>1,693</b>	<b>58,315</b>	<b>9,338</b>	<b>6415</b>	<b>223</b>	<b>24</b>	<b>1,222</b>	<b>106</b>	<b>2</b>	<b>112,597</b>

\* Crimes reported by this agency may have occurred in either Cache or Rich counties.

¥ Due to problems with data collection processes discrepancies in numbers are present.

Since only 75 of the reporting agencies submit IBR data, IBR statistics reflect only crimes reported by those jurisdictions. They do not reflect statewide data. For a list of all agencies that submit IBR data, see page 65.



## Crimes Against Society and IBR Totals

Criminal incidents reported by the Utah Transit Authority PD, Utah State Parks, Utah Wildlife Resources and Utah Highway Patrol may have occurred anywhere in the state where the agencies have jurisdiction.

Crimes Against Society							Total IBR Offenses
Agency	Drug/Narcotic Offenses	Gambling Offenses	Pornography/Obscene Material	Prostitution Offenses	Weapon Law Violations	Total Crimes Against Society	
BLUFFDALE PD	101	0	0	0	0	101	332
BOUNTIFUL PD	325	19	0	2	0	346	2,119
BRIGHAM CITY PD	126	23	0	2	0	151	1,207
BYU PD	5	1	0	0	0	6	302
CACHE-RICH DRUG TASK FORCE	185	10	0	0	0	195	195
CARBON COUNTY SHERIFF	43	7	0	0	0	50	309
CENTERVILLE PD	182	1	0	0	0	183	1,431
CLEARFIELD PD	274	19	0	15	0	308	1,682
CLINTON PD	116	2	0	1	0	119	530
DAGGETT COUNTY SHERIFF	1	1	0	0	0	2	15
DAVIS COUNTY SHERIFF	347	18	0	7	0	372	881
DAVIS COUNTY TASK FORCE	104	5	0	0	0	109	177
DRAPER PD	266	27	0	6	0	299	2,549
DUCHESNE COUNTY SHERIFF	125	21	0	2	0	148	655
EMERY COUNTY SHERIFF	74	9	0	2	0	85	310
FARMINGTON PD	95	9	0	2	0	106	715
GRANTSVILLE PD	112	6	0	3	0	121	349

Crimes Against Society							Total IBR Offenses
Agency	Drug/Narcotic Offenses	Gambling Offenses	Pornography/Obscene Material	Prostitution Offenses	Weapon Law Violations	Total Crimes Against Society	
HEBER CITY PD	28	0	0	2	0	30	229
HELPER PD	50	2	0	0	0	52	152
HURRICANE PD	120	29	0	1	0	150	656
KANAB PD	10	0	0	0	0	10	88
KANE COUNTY SHERIFF	26	2	0	0	0	28	62
KAYSVILLE PD	126	7	0	6	0	139	601
LAYTON PD	505	41	1	13	0	560	3,533
LINDON PD	87	11	0	0	0	98	461
LOGAN PD	263	34	2	6	0	305	2,061
MILLARD COUNTY SHERIFF	79	6	0	1	0	86	499
MOAB PD	79	0	0	0	0	79	426
MORGAN COUNTY SHERIFF	9	1	0	0	0	10	58
MURRAY PD	444	40	0	7	0	491	4,971
NAPLES PD	71	8	0	0	0	79	155
NORTH OGDEN PD	39	7	0	2	0	48	468
NORTH SALT LAKE PD	74	4	0	0	0	78	1,052
OGDEN PD	1,727	153	5	4	1	1,890	10,833
PERRY PD	33	3	0	0	0	36	169
PLEASANT GROVE PD	268	13	1	0	0	282	806
PRICE PD	292	17	0	5	0	314	964
PROVO PD	681	83	1	0	0	765	5,117
RIVERDALE PD	204	7	4	2	1	218	1,031
ROOSEVELT PD	245	8	0	0	0	253	1,021
ROY PD	149	25	1	4	0	179	1,848
SALT LAKE CITY PD	4,636	416	159	11	0	5,222	33,297
SANDY PD	689	38	6	5	0	738	5,449
SANTA CLARA IVINS PUBLIC SAFETY	136	2	0	0	0	138	376
SARATOGA SPRINGS PD	150	11	0	0	0	161	523
SOUTH JORDAN PD	225	8	0	3	0	236	2,650
SOUTH OGDEN PD	153	6	0	2	0	161	830
SOUTH SALT LAKE PD	891	56	5	2	0	954	4,556

Crimes Against Society							Total IBR Offenses
Agency	Drug/Narcotic Offenses	Gambling Offenses	Pornography/Obscene Material	Prostitution Offenses	Weapon Law Violations	Total Crimes Against Society	
SOUTHERN UTAH UNIVERSITY PD	4	0	0	0	0	4	34
SPANISH FORK PD	86	6	0	0	0	92	962
ST. GEORGE PD	749	54	14	7	0	824	4,864
SUNSET PD	47	0	0	0	0	47	263
SYRACUSE PD	72	2	0	7	0	81	687
TOOELE COUNTY SHERIFF	215	20	0	3	0	238	605
TOOELE PD	285	40	0	15	0	340	2,983
TREMONTON PD	55	3	0	0	1	59	576
UTAH HIGHWAY PATROL	4,269	36	0	0	0	4,305	4,797
UINTAH COUNTY SHERIFF	338	32	0	5	0	375	970
UNIFIED POLICE DEPT OF GREATER SALT LAKE	2,700	228	37	9	0	2,974	23,549
UT DNR - PARKS	101	11	0	0	0	112	178
UT DNR - WILDLIFE RESOURCES	37	61	0	0	0	98	139
UT DPS UTA SECTION	427	5	0	0	0	432	3,119
UTAH COUNTY SHERIFF	796	124	1	0	0	921	1,537
UTAH STATE UNIVERSITY LOGAN	24	0	0	0	0	24	163
VERNAL PD	432	22	2	12	0	468	1,314
WASATCH COUNTY SHERIFF	264	7	0	1	0	272	595
WASHINGTON CITY PD	313	22	0	1	0	336	1,281
WASHINGTON COUNTY SHERIFF	184	16	0	1	0	201	595
WAYNE COUNTY SHERIFF	4	0	0	0	0	4	20
WEBER COUNTY SHERIFF	164	20	1	18	0	203	1,856
WEST BOUNTIFUL PD	71	2	0	0	0	73	323
WEST JORDAN PD	780	85	0	12	0	877	5,652
WEST VALLEY PD †	2,253	242	2	15	0	2,512	14,335
WILLARD PD	7	0	0	0	0	7	61
WOODS CROSS PD	60	5	0	0	0	65	402

Crimes Against Society							Total IBR Offenses
Agency	Drug/Narcotic Offenses	Gambling Offenses	Pornography/Obscene Material	Prostitution Offenses	Weapon Law Violations	Total Crimes Against Society	
<b>CRIMES AGAINST SOCIETY TOTAL</b>	<b>29,707</b>	<b>2,259</b>	<b>242</b>	<b>224</b>	<b>3</b>	<b>32,435</b>	<b>170,564</b>

\*Crimes reported by this agency may have occurred in either Cache or Rich counties.

¥ Due to problems with data collection processes discrepancies in numbers are present.

Since only 75 of the reporting agencies submit IBR data, IBR statistics reflect only crimes reported by those jurisdictions. They do not reflect statewide data. For a list of all agencies that submit IBR data, see page 65.

IBR Domestic Violence Analysis

The relationship shown in the table indicates the victim’s relationship to the offender(s). i.e., “Spouse” indicates that the victim in the incident was the spouse of the offender.

**Domestic Violence Victim and Weapon Analysis**

Relationship of Victim to Offender	Firearm	Handgun	Rifle	Shotgun	Other Firearm	Knife/Cutting Instrument	Blunt Object	Motor Vehicle	Personal Weapons	Poison	Explosives	Fire/Incendiary Device	Drugs/Narcotics/Sleeping Pills	Asphyxiation	Other	Unknown	None	Total
------------------------------------	---------	---------	-------	---------	---------------	--------------------------	--------------	---------------	------------------	--------	------------	------------------------	--------------------------------	--------------	-------	---------	------	-------

This data is currently being re-evaluated.

Since only 75 of the reporting agencies submit IBR data, IBR statistics reflect only crimes reported by those jurisdictions. They do not reflect statewide data. For a list of all agencies that submit IBR data, see page 65.

Domestic Violence Victim Injuries									
Victim Relationship to Offender	Apparent Broken Bones	Possible Internal Injury	Severe Laceration	Apparent Minor Injury	No Injury	Other Major Injury	Loss of Teeth	Unconsciousness	Total Injuries
<div style="border: 1px solid black; padding: 10px; width: fit-content; margin: auto;">                     This data is currently being re-evaluated.                 </div>									

“Victim” – indicates relationship of the victim to the offender, i.e., “Child” indicates the victim was the child of the offender.

\*\* “Other family member” includes foster child.

Since only 75 of the reporting agencies submit IBR data, IBR statistics reflect only crimes reported by those jurisdictions. They do not reflect statewide data. For a list of all agencies that submit IBR data, see page 65.

Offenses Committed Against Family Members											
Victim Relationship with Offender	Murder & Non-negligent Manslaughter	Negligent Manslaughter	Kidnapping/Abduction	Forcible Rape	Forcible Sodomy	Sexual Assault with an Object	Forcible Fondling	Aggravated Assault	Simple Assault	Intimidation	Total
This data is currently being re-evaluated.											

## Group B Arrest Breakdown

Agency	Bad Checks	Curfew/Loitering /Vagrancy	Disorderly Conduct	DUI	Drunkenness	Family Non Violent Offenses	Liquor Law Violations	Peeping Tom	Runaways	Trespass	All Other	Grand Total
BLUFFDALE PD	1	2	5	18	1	1	28	0	0	1	67	124
BOUNTIFUL PD	0	2	25	61	18	2	16	1	0	10	261	396
BRIGHAM CITY PD	0	6	18	19	15	2	20	0	1	5	238	324
BYU PD	1	0	6	0	1	0	0	0	0	14	4	26
CACHE-RICH DRUG TASK FORCE	0	0	0	0	0	0	2	0	0	0	3	5
CARBON COUNTY SHERIFF	0	0	2	6	0	15	1	0	0	2	0	26
CENTERVILLE PD	0	6	2	37	0	3	19	0	0	2	239	308
CLEARFIELD PD	0	23	62	55	17	27	51	0	0	34	124	393
CLINTON PD	0	13	23	10	7	1	31	0	0	1	28	114
DAGGETT COUNTY SHERIFF	0	0	3	5	0	2	2	0	0	0	15	27
DAVIS COUNTY SHERIFF	0	1	9	84	12	2	45	1	0	18	240	412
DRAPER PD	1	7	23	52	30	16	45	1	1	16	72	264
DUCHESNE COUNTY SHERIFF	0	5	33	16	23	17	11	0	0	4	195	304
EMERY COUNTY SHERIFF	0	0	3	21	5	2	8	0	0	0	101	140
FARMINGTON PD	0	2	18	23	13	1	10	0	0	6	102	175
GRANTSVILLE PD	0	8	31	14	0	0	8	0	0	4	283	348
HEBER CITY PD	0	0	15	40	13	1	33	0	0	4	177	283
HELPER PD	0	0	24	12	0	4	2	0	0	0	0	42
HURRICANE PD	0	26	18	25	11	0	31	0	0	14	180	305
KANAB PD	0	2	5	5	3	0	3	0	0	3	12	33
KANE COUNTY SHERIFF	1	0	7	8	6	0	7	0	0	0	10	39
KAYSVILLE PD	2	4	17	15	5	3	7	0	0	10	70	133
LAYTON PD	6	55	79	94	57	14	24	0	0	57	135	521
LINDON PD	3	1	8	15	3	1	4	0	0	5	117	157
LOGAN PD	4	98	72	57	69	11	140	0	0	91	541	1,083
MILLARD COUNTY SHERIFF	0	0	13	14	7	0	17	1	0	1	14	67
MOAB PD	0	5	14	54	0	1	9	0	0	4	137	224
MORGAN COUNTY SHERIFF	0	0	0	2	0	0	2	0	0	0	11	15
MURRAY PD	0	0	40	84	68	36	23	0	0	63	179	493
NAPLES PD	0	0	5	14	0	2	21	0	3	2	210	257
NORTH OGDEN PD	0	0	4	8	0	12	3	0	0	4	41	72
NORTH SALT LAKE PD	0	11	8	15	12	0	6	0	0	9	93	154
OGDEN PD	1	229	117	139	496	51	65	0	0	0	1,240	2,338



Agency	Bad Checks	Curfew/Loitering /Vagrancy	Disorderly Conduct	DUI	Drunkness	Family Non Violent Offenses	Liquor Law Violations	Peeping Tom	Runaways	Trespass	All Other	Grand Total
PERRY PD	0	3	3	7	0	0	8	0	1	4	50	76
PLEASANT GROVE PD	0	0	23	60	15	4	60	0	0	11	209	382
PRICE PD	1	0	65	22	0	41	7	0	0	10	0	146
PROVO PD	2	0	88	98	54	20	64	0	0	130	128	584
RIVERDALE PD	0	0	5	17	0	2	1	0	0	2	142	169
ROOSEVELT PD	0	73	76	50	21	6	11	0	5	11	234	487
ROY PD	0	2	5	51	0	2	8	0	0	5	203	276
SALT LAKE CITY PD	1	4	472	648	1,089	103	967	1	0	2,457	4,317	10,059
SANDY PD	5	0	35	762	33	40	32	1	0	50	158	1,116
SANTA CLARA IVINS PUBLIC SAFETY	1	1	5	18	7	0	29	0	0	7	71	139
SARATOGA SPRINGS PD	0	1	11	28	2	3	63	0	0	14	127	249
SOUTH JORDAN PD	0	1	18	52	4	15	19	0	0	0	57	166
SOUTH OGDEN PD	1	0	8	18	0	3	2	0	0	3	280	315
SOUTH SALT LAKE PD	0	2	26	136	73	15	46	0	0	26	376	700
SOUTHERN UTAH UNIVERSITY PD	0	0	1	1	5	0	6	0	0	0	0	13
SPANISH FORK PD	4	0	40	25	20	11	46	0	0	21	376	543
ST. GEORGE PD	0	49	48	88	145	4	251	0	0	64	629	1,278
SUNSET PD	0	0	0	3	0	0	0	0	0	0	0	3
SYRACUSE PD	0	2	10	11	2	0	28	0	0	6	258	317
TOOELE COUNTY SHERIFF	1	5	21	60	20	7	20	0	0	13	273	420
TOOELE PD	4	1	47	99	27	9	21	0	0	31	509	748
TREMONTON PD	8	5	12	8	6	1	6	0	0	3	71	120
UTAH HIGHWAY PATROL	0	0	17	2,228	21	5	186	0	2	1	2,278	4,738
UINTAH COUNTY SHERIFF	0	27	30	59	0	12	153	0	18	24	845	1,168
UNIFIED POLICE DEPT OF GREATER SALT LAKE	1	10	174	259	319	104	278	0	0	230	1,885	3,260
UT DNR - PARKS	0	0	9	22	0	0	35	0	0	0	31	97
UT DNR - WILDLIFE RESOURCES	0	0	1	6	0	1	2	0	0	4	59	73
UT DPS UTA SECTION	0	0	39	3	294	3	7	0	3	1,074	317	1,740
UTAH COUNTY SHERIFF	0	0	36	222	7	9	303	0	0	61	223	861
UTAH STATE UNIVERSITY LOGAN	0	0	1	0	5	2	58	0	0	0	4	70
VERNAL PD	3	1	105	58	0	18	174	0	2	8	1,040	1,409
WASATCH COUNTY SHERIFF	0	0	29	33	18	6	61	0	0	15	377	539
WASHINGTON CITY PD	0	7	9	54	21	1	65	0	0	4	171	332

Agency	Bad Checks	Curfew/Loitering /Vagrancy	Disorderly Conduct	DUI	Drunkness	Family Non Violent Offenses	Liquor Law Violations	Peeping Tom	Runaways	Trespass	All Other	Grand Total
WASHINGTON COUNTY SHERIFF	0	0	3	35	8	1	39	0	0	5	244	335
WEBER COUNTY SHERIFF	0	31	27	67	0	19	54	0	0	34	344	576
WEST BOUNTIFUL PD	0	0	3	10	2	0	2	0	0	0	72	89
WEST JORDAN PD	1	25	147	132	0	43	67	0	0	37	154	606
WEST VALLEY PD †	1	24	289	306	266	21	552	0	352	103	254	2,168
WILLARD PD	0	0	0	4	1	0	1	0	0	0	29	35
WOODS CROSS PD	0	2	10	5	1	1	8	0	1	0	55	83
<b>Grand Total</b>	<b>54</b>	<b>782</b>	<b>2,657</b>	<b>6,787</b>	<b>3,378</b>	<b>759</b>	<b>4,434</b>	<b>6</b>	<b>389</b>	<b>4,852</b>	<b>21,989</b>	<b>46,087</b>

\*Crimes reported by this agency may have occurred in either Cache or Rich counties.

† Due to problems with data collection processes discrepancies in numbers are present.

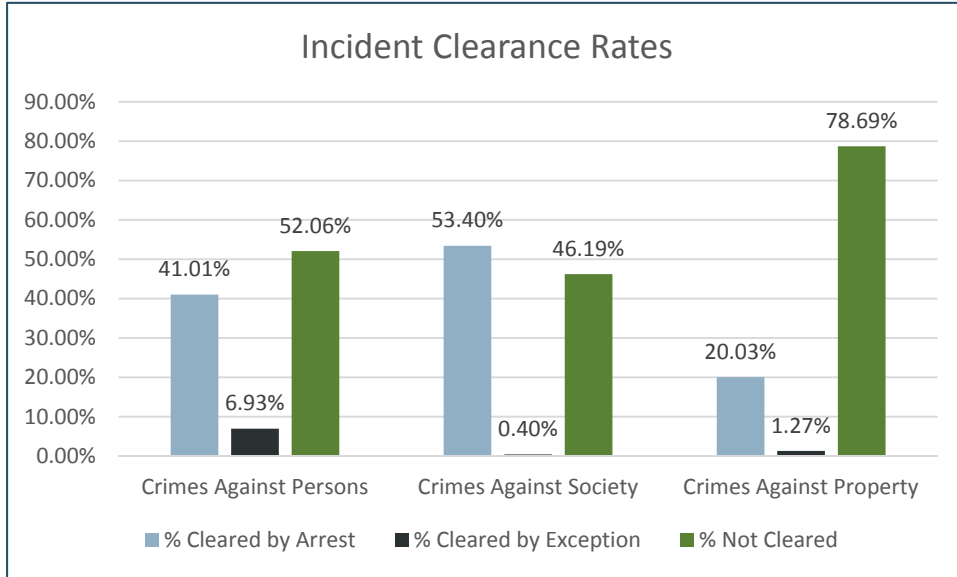
Since only 75 of the reporting agencies submit IBR data, IBR statistics reflect only crimes reported by those jurisdictions. They do not reflect statewide data. For a list of all agencies that submit IBR data, see page 65.

Group B Arrestees by Sex					
Offense	Female	Percentage of Female	Male	Percentage of Male	Grand Total
Bad Checks	20	0.16%	34	0.10%	54
Curfew/Loitering/Vagrancy	282	2.24%	500	1.49%	782
Disorderly Conduct	628	4.99%	2,029	6.06%	2,657
DUI	1,978	15.72%	4,809	14.35%	6,787
Drunkenness	668	5.31%	2,710	8.09%	3,378
Family Non Vilent Offenses	261	2.07%	498	1.49%	759
Liquor Law Violations	1,341	10.66%	3,093	9.23%	4,434
Peeping Tom	0	0.00%	6	0.02%	6
Runaways	213	1.69%	176	0.53%	389
Trespass	961	7.64%	3,891	11.61%	4,852
All Other	6,228	49.51%	15,761	47.04%	21,989
<b>Grand Total</b>	<b>12,580</b>	<b>100.00%</b>	<b>33,507</b>	<b>100.00%</b>	<b>46,087</b>

Group B Arrests by Race											
Offense	Asian	% of Asian	Black or African American	% of Black or African American	American Indian or Alaska Native	% American Indian or Alaska Native	Unknown	% of Unknown	White	% of White	Grand Total
Bad Checks	1	1.85%	0	0.00%	0	0.00%	4	7.41%	49	90.74%	54
Curfew/Loitering/Vagrancy	11	1.41%	23	2.94%	18	2.30%	49	6.27%	681	87.08%	782
Disorderly Conduct	80	3.01%	157	5.91%	129	4.86%	168	6.32%	2,123	79.90%	2,657
DUI	160	2.36%	172	2.53%	213	3.14%	585	8.62%	5,657	83.35%	6,787
Drunkenness	74	2.19%	164	4.85%	556	16.46%	167	4.94%	2,417	71.55%	3,378
Family Non Vilent Offenses	17	2.24%	47	6.19%	16	2.11%	39	5.14%	640	84.32%	759
Liquor Law Violations	105	2.37%	190	4.29%	281	6.34%	444	10.01%	3,414	77.00%	4,434
Peeping Tom	0	0.00%	0	0.00%	0	0.00%	0	0.00%	6	100.00%	6
Runaways	15	3.86%	24	6.17%	10	2.57%	22	5.66%	318	81.75%	389
Trespass	119	2.45%	502	10.35%	296	6.10%	135	2.78%	3,800	78.32%	4,852
All Other	448	2.04%	1,066	4.85%	985	4.48%	1,294	5.88%	18,196	82.75%	21,989
<b>Grand Total</b>	<b>1,030</b>	<b>2.23%</b>	<b>2,345</b>	<b>5.09%</b>	<b>2,504</b>	<b>5.43%</b>	<b>2,907</b>	<b>6.31%</b>	<b>37,301</b>	<b>80.94%</b>	<b>46,087</b>

Since only 75 of the reporting agencies submit IBR data, IBR statistics reflect only crimes reported by those jurisdictions. They do not reflect statewide data. For a list of all agencies that submit IBR data, see page 65.

Clearance Rates



An offense cleared in 2014 may have occurred in a previous year.

Offense	Number of Incidents	Number of Incidents Cleared by Arrest	Number of Incidents Cleared by Exception	Total Cleared	Percent Cleared
<b>Crimes Against Persons</b>					
Assault Offenses	21,630	9,551	1,398	10,949	50.62%
Homicide Offenses	52	35	3	38	73.08%
Kidnapping/Abduction	617	227	45	272	44.08%
Sex Offenses - Forcible	2,977	553	302	855	28.72%
Sex Offenses – Non-forcible	256	107	23	130	50.78%
<b>Total Crimes Against Persons</b>	<b>25,532</b>	<b>10,473</b>	<b>1,771</b>	<b>12,244</b>	<b>47.96%</b>
<b>Crimes Against Society</b>					
Drug/Narcotic Offenses	29,707	16,317	96	16,413	55.25%
Gambling Offenses	3	0	0	0	0.00%
Pornography/Obscene Material	224	51	10	61	27.23%
Prostitution Offenses	242	144	1	145	59.92%
Weapon Law Violations	2,259	809	24	833	36.87%
<b>Total Crimes Against Society</b>	<b>32,435</b>	<b>17,321</b>	<b>131</b>	<b>17,452</b>	<b>53.81%</b>
<b>Crimes Against Property</b>					
Arson	223	84	3	87	39.01%
Bribery	2	1		1	50.00%
Burglary/Breaking & Entering	9,331	934	111	1,045	11.20%
Counterfeiting/Forgery	2,533	612	54	666	26.29%
Destruction/Damage/Vandalism of Property	23,395	2,547	391	2,938	12.56%
Embezzlement	106	29	9	38	35.85%
Extortion/Blackmail	24	2	2	4	16.67%
Fraud Offenses	9,338	897	151	1,048	11.22%
Larceny/Theft Offenses	58,315	15,825	606	16,431	28.18%
Motor Vehicle Theft	6,415	342	64	406	6.33%
Robbery	1,222	386	30	416	34.04%
Stolen Property Offenses	1,693	898	11	909	53.69%
<b>Total Crimes Against Property</b>	<b>112,597</b>	<b>22,557</b>	<b>1,432</b>	<b>23,989</b>	<b>21.31%</b>
<b>Total</b>	<b>170,564</b>	<b>50,351</b>	<b>3,334</b>	<b>53,685</b>	<b>31.47%</b>

Since only 75 of the reporting agencies submit IBR data, IBR statistics reflect only crimes reported by those jurisdictions. They do not reflect statewide data. For a list of all agencies that submit IBR data, see page 65.

## GLOSSARY

---

The definitions used are found in the *Summary Reporting System User Manual* and the *NIBRS User Manual*.

**ADULT:** An individual 18 years of age or older.

**AGGRAVATED ASSAULT:** The FBI's Uniform Crime Reporting Program defines Aggravated Assault as: "An unlawful attack by one person upon another wherein the offender uses a weapon or displays it in a threatening manner, or the victim suffers obvious severe or aggravated bodily injury involving apparent broken bones, loss of teeth, possible internal injury, severe laceration, or loss of consciousness." See also *Simple Assault*.

**ALL OTHER OFFENSES:** Agencies that submit Summary Based data record all arrests that cannot be categorized under any other Part II Category in "All Other Offenses." Such arrests can include, but are not limited to, the crimes of: Anarchism, Bigamy and Polygamy, Blackmail, Bribery, Contempt of Court, Contributing to Juvenile Delinquency, Kidnapping, and Marriage within Prohibited Degrees, Perjury, Possession of Burglary Tools, Possession of Narcotic Paraphernalia, Riot, and Trespass.

**AMERICAN INDIAN OR ALASKAN NATIVE - RACE:** A person having origins in any of the original peoples of North America, and who maintains cultural identification through tribal affiliation or community recognition. The other three categories of race are White, Black, and Asian or Pacific Islander.

**ARSON:** The FBI's Uniform Crime Reporting Program defines Arson as: "Unlawfully and intentionally damaging, or attempting to damage, any real or personal property by fire or incendiary device."

**ASIAN OR PACIFIC ISLANDER - RACE:** A person having origins in any of the original peoples of the Far East, Southeast Asia, the Indian subcontinent, or the Pacific Islands. The other three categories of race are White, Black, and American Indian or Alaskan Native.

**BAD CHECKS:** Knowingly and intentionally writing and/or negotiating checks drawn against insufficient or nonexistent funds. Includes fraudulent checks and insufficient funds checks but not counterfeited checks or forged checks.

**BLACK - RACE:** A person having origins in any of the black racial groups of Africa. The other three categories of race are White, American Indian or Alaskan Native, and Asian or Pacific Islander.

**BLACKMAIL:** see *Extortion/Blackmail*

**BRIBERY:** The offering, giving, receiving, or soliciting of anything of value (i.e., a bribe, gratuity, or kickback) to sway the judgment or action of a person in a position of trust or influence.

**BURGLARY:** The FBI's Uniform Crime Reporting Program defines Burglary as: "The unlawful entry into a building or other structure with the intent to commit a felony or a theft."

**CLEARANCE** - incidents may be cleared by arrest or by exceptional means.

*Clearance by Arrest:* The FBI's Uniform Crime Reporting Program states that "an offense is cleared by arrest or solved for crime reporting purposes when at least one person is: 1) arrested, 2) charged with the commission of the offense; and then turned over to the court for prosecution (whether following arrest, court summons, or police notice). Although no physical arrest is made, a clearance when the offender is a person under 18 years of age and is cited to appear in juvenile court or before other juvenile authorities."

*Clearance by Exception:* The FBI's Uniform Crime Reporting Program states that "In certain situations, law enforcement is not able to follow the three outlined steps under 'clearance by arrest' to clear offenses known to them." However, "if the following questions can be answered 'yes,' the offense is considered to be 'Cleared by Exception.'"

1. Has the investigation definitely established the identity of the offender?
2. Is there enough information to support an arrest, charge, and turning over to the court for prosecution?
3. Is the exact location of the offender known so that the subject could be taken into custody now?
4. Is there some reason outside law enforcement control that precludes arresting, charging, and prosecuting the offender?

Some examples of exceptional clearance situations (these examples are not all inclusive):

- Death of the offender (suicide, killed by law enforcement, murder-suicide situation, natural causes)
- Deathbed confession by offender
- Offender already in custody or serving sentence for another offense
- Extradition denied
- Victim refuses to cooperate in prosecution
- The handing over of a juvenile offender to his/her parents in instances involving minor offenses where no referral is made to juvenile court

*The preceding from the "Uniform Crime Reporting Handbook"*

**CONSUMABLE GOODS:** Expendable items used by humans for nutrition, enjoyment, or hygiene, i.e., food, beverages, grooming products, cigarettes, gasoline, firewood, etc.) *From the FBI's Uniform Crime Reporting Handbook, NIBRS Edition*

**COUNTERFEITING/FORGERY:** The altering, copying, or imitation of something, without authority or right, with the intent to deceive or defraud by passing the copy or thing altered or imitated as that which is original or genuine; or the selling, buying, or possession of an altered, copied, or imitated thing with the intent to deceive or defraud.

**CRIME RATE PER 1,000:** Number of crimes committed for every 1,000 residents. Breaking down the number of crimes by size of population is one way to gauge how an agency's crime rates compare with those of other agencies. Crime Rate per 1,000 is calculated by dividing the agency's number of crimes by the agency's population, and multiplying the result by 1,000.  $((\text{Crimes}/\text{Population}) * 1,000)$

**CURFEW/LOITERING/VAGRANCY VIOLATIONS:** The violation of a court order, regulation, ordinance, or law requiring the withdrawal of persons from the streets or other specified areas; prohibiting persons from remaining in an area or place in an idle or aimless manner; or prohibiting persons from going from place to place without visible means of support. *From the FBI's Uniform Crime Reporting Handbook, NIBRS Edition*

**DANGEROUS NONNARCOTIC DRUGS:** According to the Federal Bureau of Investigation's Uniform Crime Reporting Program, the drug category "Dangerous Non-narcotic Drugs" includes drugs such as barbiturates, Benzedrine, etc.

**DESTRUCTION / DAMAGE / VANDALISM OF PROPERTY:** To willfully or maliciously destroy, damage, deface, or otherwise injure real or personal property without the consent of the owner or the person having custody or control of it.

**DISORDERLY CONDUCT:** Any behavior that tends to disturb the public peace or decorum, scandalizes the community, or shock the public sense of morality.

**DRIVING UNDER THE INFLUENCE:** Driving or operating a motor vehicle or common carrier while mentally or physically impaired as the result of consuming an alcoholic beverage or using a drug or narcotic. This offense includes driving while intoxicated and operating a bus, train, streetcar, boat, etc., while under the influence.

**DRUG/NARCOTIC OFFENSES:** The violation of laws prohibiting the production, distribution, and/or use of certain controlled substances and the equipment or devices utilized in their preparation and/or use.

**DRUNKENNESS:** To drink alcoholic beverages to the extent that one's mental faculties and physical coordination are substantially impaired. Included are drunk and disorderly, common drunkard, habitual drunkard, and intoxication.

**EMBEZZLEMENT:** The unlawful misappropriation by an offender to his/her own use or purpose of money, property, or some other thing of value entrusted to his/her care, custody, or control.

**EXTORTION/BLACKMAIL:** To unlawfully obtain money, property, or any other thing of value, either tangible or intangible, through the use or threat of force, misuse of authority, threat of criminal prosecution, threat of destruction of reputation or social standing, or through other coercive means.

**FAMILY OFFENSES, NON-VIOLENT:** Unlawful, non-violent acts by a family member (or legal guardian) which threaten the physical, mental, or economic well-being or morals of another family member and which are not classifiable as other offenses, such as Assault, Incest, Statutory Rape, etc. This offense includes: abandonment, desertion, neglect, non-support, non-violent abuse, and non-violent cruelty to other family members. It also includes the non-payment of court-ordered alimony, as long as it is not considered to be "Contempt of Court" within the reporting jurisdiction.

**FIREARMS:** Weapons that fire a shot by force of an explosion, i.e., handguns, rifles, shotguns, etc., but not "BB," pellet, or gas-powered guns.

**FORCIBLE FONDLING:** The touching of the private body parts of another person for the purpose of sexual gratification, forcibly and/or against that person's will; or, not forcibly or against the person's will where the victim is incapable of giving consent because of his/her youth or because of his/her temporary or permanent mental incapacity. For Incident Based Reporting (IBR) purposes, this falls under the category of "Sex Offenses, Forcible." *From the FBI's Uniform Crime Reporting Handbook, NIBRS Edition*

**FORCIBLE RAPE:** The carnal knowledge of a person, forcibly and/or against that person's will; or not forcibly or against the person's will where the victim is incapable of giving consent because of his/her temporary or permanent mental or physical incapacity (or because of his/her youth.) For Incident Based Reporting (IBR) purposes, this falls under the category of "Sex Offenses, Forcible."



**FORCIBLE SODOMY:** Oral or anal sexual intercourse with another person, forcibly and/or against that person's will, or not forcibly or against the person's will where the victim is incapable of giving consent because of his/her youth or because of his/her temporary or permanent mental or physical incapacity. For Incident Based Reporting (IBR) purposes, this falls under the category of "Sex Offenses, Forcible."

**FRAUD:** The intentional perversion of the truth for the purpose of inducing another person or other entity in reliance upon it to part with something of value or to surrender a legal right.

**GAMBLING OFFENSES:** To unlawfully bet or wager money or something else of value; assist, promote, or operate a game of chance for money or some other stake; possess or transmit wagering information; manufacture, sell, purchase, possess, or transport gambling equipment, devices, or goods; or tamper with the outcome of a sporting event or contest to gain a gambling advantage.

**GROUP A OFFENSES:** Agencies that submit data using the Incident Based Reporting (IBR) system submit detailed data on 22 "Group A" Offenses, which include: Arson, Assault Offenses, Bribery, Burglary, Counterfeiting/Forgery, Destruction/Damage/Vandalism of Property, Drug/Narcotic Offenses, Embezzlement, Extortion/Blackmail, Fraud Offenses, Gambling Offenses, Homicide Offenses, Kidnapping/Abduction, Larceny/Theft Offenses, Motor Vehicle Theft, Pornography/Obscene Material, Prostitution Offenses, Robbery, Sex Offenses (Forcible), Sex Offenses (Non-forcible), Stolen Property Offenses, and Weapon Law Violations. In contrast, agencies that submit data using the Summary Based Reporting system only submit detailed data on the eight "Index Crimes." (IBR agencies also submit arrest data on 10 "Group B Offenses.")

**GROUP B OFFENSES:** Agencies that submit data using the Incident Based Reporting (IBR) system submit arrest data on the 10 "Group B Offenses" of Bad Checks, Curfew/Loitering/Vagrancy Violations, Disorderly Conduct, DUI, Drunkenness, Family Offenses (Non-violent), Liquor Law Violations, Peeping Tom, Trespass, and All Other Offenses. (IBR agencies also submit detailed data on 22 "Group A Offenses.")

**HATE CRIME:** The FBI's Uniform Crime Reporting Program defines Hate Crime as: "A criminal offense committed against a person or property which is motivated, in whole or in part, by the offender's bias against a race, religion, ethnic/national origin group, sexual orientation group, or disability."

**HISPANIC - ETHNICITY:** All persons of Mexican, Puerto Rican, Cuban, Central or South American, or other Spanish culture or origin, regardless of race. The other category of ethnicity is Non-Hispanic. *From the FBI's Uniform Crime Reporting Handbook*

**HOMICIDE:** The FBI's Uniform Crime Reporting Program defines Homicide as: "The willful (non-negligent) killing of one human being by another."

**HOUSEHOLD GOODS:** Beds, chairs, desks, sofas, tables, refrigerators, stoves, washers/dryers, air conditioning and heating equipment, or small appliances, etc. *From the FBI's Uniform Crime Reporting Handbook*

**INCEST:** Non-forcible sexual intercourse between persons who are related to each other within the degrees wherein marriage is prohibited by law. For Incident Based Reporting (IBR) purposes, this falls under the category of "Sex Offenses, Non-forcible."

**INCIDENT BASED REPORTING:** Incident Based Reporting (IBR) uses computer technology and a more detailed data base to collect details about the offenses, victims, offenders, property, and arrests involved in each crime incident. Because it gathers more detailed data than the traditional Summary Based Reporting Program, it is possible to analyze various aspects of the crime which is occurring in our society, and provide law enforcement administrators, elected officials, and other planners and policy makers with the precise information they need.

**INDEX CRIMES:** According to the Federal Bureau of Investigation's Uniform Crime Reporting Program, "Index Crimes" (also referred to as "Part I Crimes") are the offenses of Homicide, Rape, Robbery, Aggravated Assault, Burglary, Larceny/Theft, Motor Vehicle Theft, and Arson.

**INTIMIDATION:** To unlawfully place another person in reasonable fear of bodily harm through the use of threatening words and/or other conduct, but without displaying a weapon or subjecting the victim to actual physical attack.

**JEWELRY/PRECIOUS METALS:** Bracelets, necklaces, rings, watches, etc. and gold, silver, platinum, etc.)

**JUVENILE:** Any individual 17 years of age or younger.

**KIDNAPPING / ABDUCTION:** The unlawful seizure, transportation, and/or detention of a person against his/her will, or of a minor without the consent of his/her custodial parent(s) or legal guardian.

**KNIFE/CUTTING INSTRUMENT:** Any device that can be used as a knife or a cutting instrument, including, but not limited to: knife, ax, ice pick, screwdriver, or switchblade.

**LARCENY/THEFT:** The FBI's Uniform Crime Reporting Program defines Larceny/Theft as: "The unlawful taking, carrying, leading, or riding away of property from the possession, or constructive possession, of another person."

**LIQUOR LAW VIOLATIONS:** The violation of laws or ordinances prohibiting the manufacture, sale, purchase, transportation, possession, or use of alcoholic beverages. Does not include the separate offenses of Driving Under the Influence and Drunkenness.

**LIVESTOCK:** Living farm animals, i.e., cattle, chickens, hogs, horses, sheep, etc., but not household pets, such as dogs and cats.

**MANSLAUGHTER BY NEGLIGENCE:** The FBI's Uniform Crime Reporting Program defines Manslaughter by Negligence as: "The killing of another person through gross negligence."

**MOTOR VEHICLE:** A self-propelled vehicle that runs on land surface and not on rails.

**MOTOR VEHICLE THEFT:** The FBI's Uniform Crime Reporting Program defines Motor Vehicle Theft as: "The theft of a Motor Vehicle."

Theft is defined as: "The unlawful taking, carrying, leading, or riding away of property from the possession, or constructive possession, of another person." A Motor Vehicle is defined as: "A self-propelled vehicle that runs on land surface and not on rails."

**MURDER:** see Homicide

**NON-HISPANIC - ETHNICITY:** All persons, regardless of race, who do not fit the definition of the Hispanic ethnic group. *From the FBI's Uniform Crime Reporting Handbook*

**OFFENSES AGAINST FAMILY AND CHILDREN:** Unlawful, non-violent acts by a family member (or legal guardian) which threaten the physical, mental, or economic well-being or morals of another family member and which are not classifiable as other offenses, such as Assault, Incest, Statutory Rape, etc. This offense includes: abandonment, desertion, neglect, non-support, non-violent abuse, and non-violent cruelty to other family members. It also includes the non-payment of court-ordered alimony, as long as it is not considered to be "Contempt of Court" within the reporting jurisdiction.

**OPIUM OR COCAINE AND THEIR DERIVATIVES:** According to the Federal Bureau of Investigation's Uniform Crime Reporting Program, the drug category "Opium or Cocaine and Their Derivatives" includes the drugs of opium, cocaine, morphine, heroin, codeine, and other similar narcotics.

**PART I CRIMES:** According to the Federal Bureau of Investigation's Uniform Crime Reporting Program, "Part I Crimes" (also referred to as "Index Crimes") are the offenses of Homicide, Rape, Robbery, Aggravated Assault, Burglary, Larceny/Theft, Motor Vehicle Theft, and Arson. See also Part II Crimes.

**PART II CRIMES:** According to the Federal Bureau of Investigation's Uniform Crime Reporting Program, "Part II Crimes" encompass all other crime classifications outside those defined as Part I offenses. Agencies that submit Summary Based data collect only arrest data for Part II Crimes. Part II crimes include: Simple Assaults, Counterfeiting/Forgery, Fraud, Embezzlement, Stolen Property Offenses, Vandalism, Weapons Offenses, Prostitution and Commercialized Vice, Sex Offenses (except rape, prostitution), Drug Abuse Violations, Gambling, Offenses Against the Family and Children, DUI, Liquor Laws, Drunkenness, Disorderly Conduct, Vagrancy, Curfew and Loitering, Runaways (under 18 years of age) and All Other Offenses.

**PEEPING TOM:** To secretly look through a window, doorway, keyhole, or other aperture for the purpose of voyeurism.

**PERSONAL WEAPON:** Hands, fists, feet, teeth, etc.

**PORNOGRAPHY/OBSCENE MATERIAL:** The violation of laws or ordinances prohibiting the manufacture, publishing, sale, purchase, or possession of sexually explicit material, e.g., literature, photographs, etc.

**PROPERTY CRIMES:** The offenses of Burglary, Larceny/Theft, Motor Vehicle Theft, and Arson. See also Violent Crimes.

**PROSTITUTION OFFENSES:** To unlawfully engage in or promote sexual activities for profit.

**RAPE:** The FBI's Uniform Crime Reporting Program defines Rape as: "The carnal knowledge of a person forcibly and/or against that person's will; or not forcibly or against the person's will where the victim is incapable of giving consent because of his/her temporary or permanent mental or physical incapacity (or because of his/her youth)."

**ROBBERY:** The FBI's Uniform Crime Reporting Program defines Robbery as: "The taking, or attempting to take, anything of value under confrontational circumstances from the control, custody, or care of another person by force or threat of force or violence and/or by putting the victim in fear of immediate harm."

**RUNAWAY:** A person under 18 years of age who has left home without the permission of his/her parent(s) or legal guardian.

**SEX OFFENSES, FORCIBLE:** Any sexual act directed against another person, forcibly and/or against that person's will; or not forcibly or against the person's will where the victim is incapable of giving consent. In Incident Based Reporting (IBR) this includes the categories of Forcible Rape, Forcible Sodomy, Sexual Assault with an Object, and Forcible Fondling.

**SEX OFFENSES, NON-FORCIBLE:** Unlawful, non-forcible sexual intercourse. In Incident Based Reporting (IBR) this includes the categories of Incest and Statutory Rape.

**SEX OFFENSES (NOT RAPE, PROSTITUTION):** (Except forcible rape, prostitution, and commercialized vice.) Include all offenses against chastity, common decency, morals, and the like, such as: Incest, Indecent Exposure, Indecent Liberties, Sodomy or Crime Against Nature, Statutory Rape (no force), etc. *From the FBI's Uniform Crime Reporting Handbook*

**SEXUAL ASSAULT WITH AN OBJECT:** To use an object or instrument to unlawfully penetrate, however slightly, the genital or anal opening of the body of another person, forcibly and/or against that person's will; or not forcibly or against the person's will where the victim is incapable of giving consent because of his/her youth or because of his/her temporary or permanent mental or physical incapacity. For Incident Based Reporting (IBR) purposes, this falls under the category of "Sex Offenses, Forcible."

**SIMPLE ASSAULT:** The FBI's Uniform Crime Reporting Program defines Simple Assault as: "All assaults which do not involve the use of a firearm, knife, cutting instrument, or other dangerous weapon and in which there were no serious or aggravated injuries to the victim."

Simple Assault IS NOT considered an "Index Crime," and simple assaults are not included in breakdowns of "Index Crimes," or analyses of aggravated assaults. See the definition of Aggravated Assault.

**STATUTORY RAPE:** Non-forcible sexual intercourse with a person who is under the statutory age of consent. For Incident Based Reporting (IBR) purposes, this falls under the category of "Sex Offenses, Non-forcible."

**STOLEN PROPERTY OFFENSES:** Receiving, buying, selling, possessing, concealing, or transporting any property with the knowledge that it has been unlawfully taken, as by burglary, embezzlement, fraud, larceny, robbery, etc.

**SYNTHETIC NARCOTICS:** According to the Federal Bureau of Investigation's Uniform Crime Reporting Program, the drug category "Synthetic Narcotics" includes all "manufactured narcotics which can cause true drug addiction (demerol, methadones, etc.)"

**THEFT:** (also referred to as Larceny or Larceny/Theft) The FBI's Uniform Crime Reporting Program defines Larceny/Theft as: "The unlawful taking, carrying, leading, or riding away of property from the possession, or constructive possession, of another person."

**TOTAL CRIME INDEX:** Total number of "Index Crimes" or "Part I Crimes" reported by an agency.

**TRESPASS OF REAL PROPERTY:** To unlawfully enter land, a dwelling or other real property.

**UNIFORM CRIME REPORTING (UCR):** A city, county, and state law enforcement program that provides a nationwide view of crime based on the submission of statistics by law enforcement agencies throughout the country. Data submitted in the Summary Based program is mostly limited to the reporting of known "Index Crimes" and criminal arrest data. Data submitted in the Incident Based Reporting (IBR) program gathers more detailed data than does the Summary Based program.

**VAGRANCY:** see Curfew/Loitering/Vagrancy Violations

**VANDALISM:** see Destruction/Damage/Vandalism of Property

**VIOLENT CRIMES:** The offenses of Homicide, Rape, Robbery, and Aggravated Assault. See also Property Crimes.

**WEAPON LAW VIOLATIONS:** The violation of laws or ordinances prohibiting the manufacture, sale, purchase, transportation, possession, concealment, or use of firearms, cutting instruments, explosives, incendiary devices, or other deadly weapons.

**WHITE - RACE:** A person having origins in any of the original peoples of Europe, North Africa, or the Middle East. The other three categories of race are Black, American Indian or Alaskan Native, and Asian or Pacific Islander. *From the FBI's Uniform Crime Reporting Handbook*