



**BUREAU OF CRIMINAL
IDENTIFICATION**

**FIREARM
STATISTICAL
REVIEW**

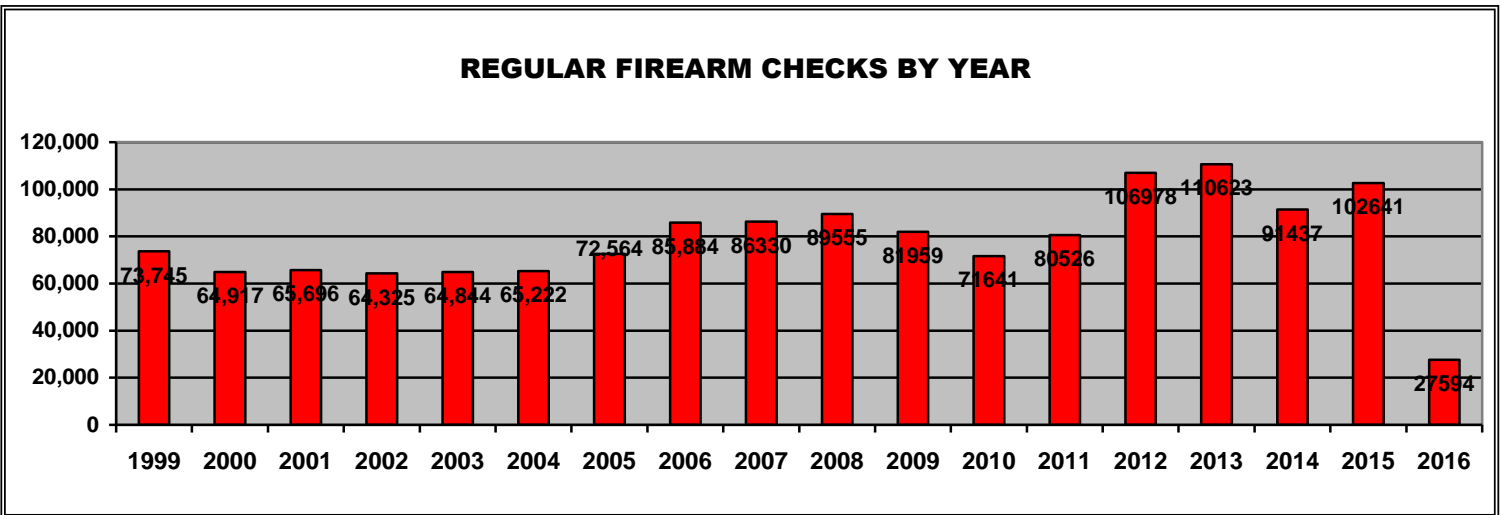
FIRST QUARTER 2016

Brady Monthly Totals (12 Months) REGULAR FIREARM CHECKS (Not Individual Sales)

Month	Total	Denials	Denial Reasons										Denial %
			WAR	Fel	State	D V	Drug	Ment	IA	P O	PF	DD	
Mar '16	8632	208	68	56	16	8	26	5	5	15	9	0	2.41%
Feb '16	9697	236	70	47	29	18	27	3	5	30	7	0	2.43%
Jan '16	9265	169	37	41	20	19	15	7	1	23	6	0	1.82%
Dec '15	18,976	294	84	70	24	23	27	4	4	50	8	0	1.55%
Nov '15	11,116	228	77	45	34	14	21	5	5	17	10	0	2.05%
Oct '15	7660	215	75	55	17	15	18	6	4	17	8	0	2.81%
Sep '15	7766	221	72	56	23	11	24	5	0	20	10	0	2.85%
Aug '15	7011	186	65	35	25	3	19	9	0	21	9	0	2.65%
Jul '15	6298	190	57	51	19	13	17	6	1	19	6	1	3.0%
Jun '15	6057	134	43	30	16	4	14	4	0	16	7	0	2.2%
May '15	6718	144	47	33	18	10	9	3	0	17	7	0	2.1%
Apr '15	6718	160	52	32	14	14	17	5	2	20	4	0	2.4%
TOTALS	105,914	2385	747	551	255	152	234	62	27	265	91	1	2.25%

* Note: WAR = Warrant, Fel = Felony, State = State Prohibitor, DV = Domestic Violence, Drug = Drug Prohibitor, Ment = Mental Defective, IA = Illegal Alien, P O = Protective Order, PF = Pending Felony, DD = Dishonorable Discharge

REGULAR FIREARM CHECKS BY YEAR



FIREARM CHECKS BY COUNTY

FIRST QUARTER 2016

There were 27,594 regular firearm requests to purchase or redeem weapons during the 1st quarter of 2016. 613 requests were denied. The following tables reflect transfer requests by county, and the % of checks.

COUNTY	REQUESTS	PERCENT	COUNTY	REQUESTS	PERCENT
BEAVER	307	1.11%	PIUTE	4	.01%
BOX ELDER	211	.77%	RICH	8	.03%
CACHE	1023	3.71%	SALT LAKE	7976	28.91%
CARBON	230	.83%	SAN JUAN	58	.21%
DAGGETT	0	0%	SANPETE	287	1.04%
DAVIS	1725	6.25%	SEVIER	402	1.46%
DUCHESNE	288	1.04%	SUMMIT	136	.49%
EMERY	83	.30%	TOOELE	867	3.14%
GARFIELD	6	.02%	UINTAH	1000	3.62%
GRAND	96	.39%	UTAH	6272	22.73%
IRON	852	3.1%	WASATCH	229	.83%
JUAB	108	.39%	WASHINGTON	2066	7.5%
KANE	50	.18%	WAYNE	29	.11%
MILLARD	217	.79%	WEBER	2959	10.72%
MORGAN	105	.38%	TOTAL	27,594	100%

- All percentages rounded
- Recording process for counties corrected in October 2014

DENIALS

Month	Total	Denials	Denial Reasons										Denial %
			WAR	Fel	State	*D V	Drug	Ment	IA	*P O	PF	DD	
Mar '16	8632	208	68	56	16	8	26	5	5	15	9	0	2.41%
Feb '16	9697	236	70	47	29	18	27	3	5	30	7	0	2.43%
Jan '16	9265	169	37	41	20	19	15	7	1	23	6	0	1.82%

* Note: WAR = Warrant, Fel = Felony, State = State Prohibitor, DV = Domestic Violence, Drug = Drug Prohibitor, Ment = Mental Defective, IA = Illegal Alien, PO = Protective Order, PF = Pending Felony, DD = Dishonorable Discharge

1,994 Regular Firearm Requests were pawn redemptions, of which 183 (9.2%) were denied.
 25,600 Regular Firearm Requests were sales of new or used weapons, of which 430 (1.7%) were denied.

There were 25,622 requests for Concealed Firearm Permit Verifications for the 1st Qtr. of 2016 for the purchase or redemption of firearms.

CONCEALED FIREARMS 1st QUARTER 2016

OVERVIEW

632,276 Total Valid Permits as of March 31, 2016

425,251 Permit Holders are non-residents

220,628 Permit Holders are Utah residents

22,819 Permits Issued 1st Quarter

13,708 Permits Renewed 1st Quarter

342 Applications Denied 1st Quarter

677 Permits Revoked 1st Quarter

58 Permits Suspended 1st Quarter

1,077 new concealed carry applications or concealed firearm permits were denied, revoked or suspended during the 1st quarter of 2016. The applicant has the right to appeal to the Concealed Firearm Review Board, which will review the reason for denial. Approximately 15 revocation, denial, and suspension appeals are reviewed by the Concealed Firearm Review Board each quarter; the Board overturns approximately 1% after review.

A permit application may be denied for any of the following reasons:

1. Felony conviction
2. Convicted of an offense involving the use of alcohol
3. Convicted of a crime of violence
4. Convicted of any offenses involving controlled substance
5. Convicted of an offense of moral turpitude (fraud, theft, tax evasion, issuing bad checks, robbery, bribery, perjury, extortion, arson, criminal mischief, falsifying government records, forgery, receiving stolen property, burglary, vandalism, kidnapping)
6. Convicted of an offense involving domestic violence
7. Has been adjudicated as mentally incompetent
8. Is not qualified to purchase and possess a dangerous weapon or handgun pursuant to federal or Utah state law
9. Cause to believe applicant may be a danger to self or others by evidence including but not restricted to:
 - A. Past pattern of behavior involving unlawful violence or threats of unlawful violence
 - B. Past participation in incidents involving unlawful violence or threats of unlawful violence
 - C. Conviction of any offense in involving weapons violations
10. Submitting insufficient fingerprints for the Federal Bureau of Investigation to conduct a search of its files for criminal history information.

When assessing good character the bureau may consider mitigating circumstances. Mitigating circumstances may include length of time since an offense, number of offenses, and type of offenses.

DENIALS 1st QUARTER 2016

342 Concealed Carry Permit applications were denied during the 1st quarter of 2016. Listed below are the reasons for denial.

REASON	JAN '16	FEB '16	MAR '16
ALCOHOL VIOLATION	13	23	54
PROTECTIVE ORDER	2	2	5
WANTED PERSON	6	4	13
FIREARM OFFENSE	2	3	2
THREAT TO SELF/OTHERS	3	3	6
DOMESTIC VIOLENCE	4	12	12
MORAL TURPITUDE	9	6	39
CONTROLLED SUBSTANCE	3	4	13
FELONY	7	17	47
INSUFFICIENT FINGERPRINTS	0	0	0
OTHER	9	2	17
TOTAL	58	76	208

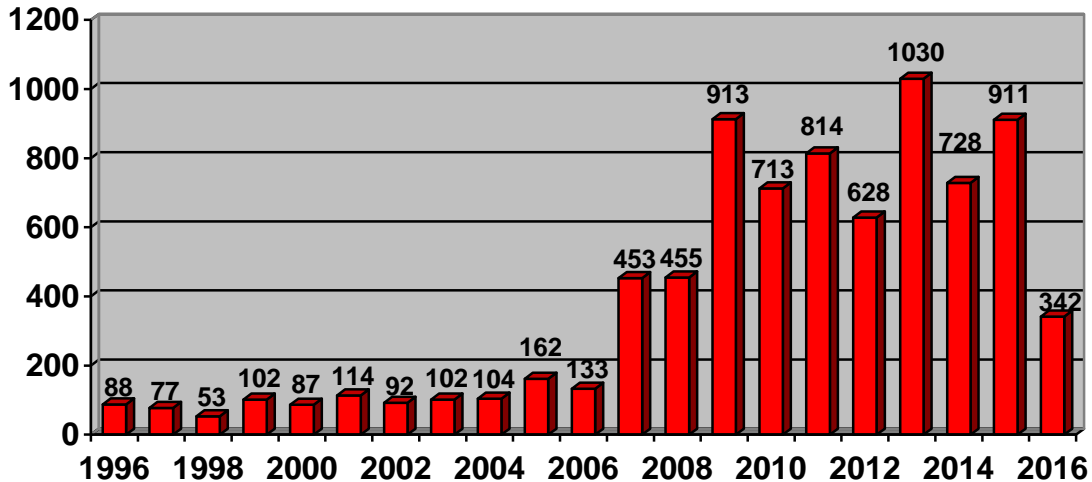
Felonies included:

Burglary
 Grand Theft
 Unlawful Possess of Control Substance
 Forgery
 Possession of Weapon
 Fraud

Grand Larceny
 Assault
 Negligent Homicide
 Assault with a Deadly Weapon
 Manufacture Destructive Device
 Homicide by Neglect

*Some permit holders had multiple charges, however only the most serious charge is represented.

DENIALS



REVOCATIONS 1st QUARTER 2016

677 Concealed Carry Permits were revoked during the 1st quarter of 2016. Listed below are the reasons for revocation.

REASON	JAN '16	FEB '16	MAR '16
ALCOHOL VIOLATION	12	3	0
PROTECTIVE ORDER	0	0	0
WANTED PERSON	1	0	0
FIREARM OFFENSE	1	0	0
THREAT TO SELF/OTHERS	1	0	0
DOMESTIC VIOLENCE	2	0	0
MORAL TURPITUDE	4	2	1
CONTROLLED SUBSTANCE	7	1	0
FELONY	4	2	0
INSUFFICIENT FINGERPRINTS	227	173	235
OTHER	1	0	0
TOTAL	260	181	236

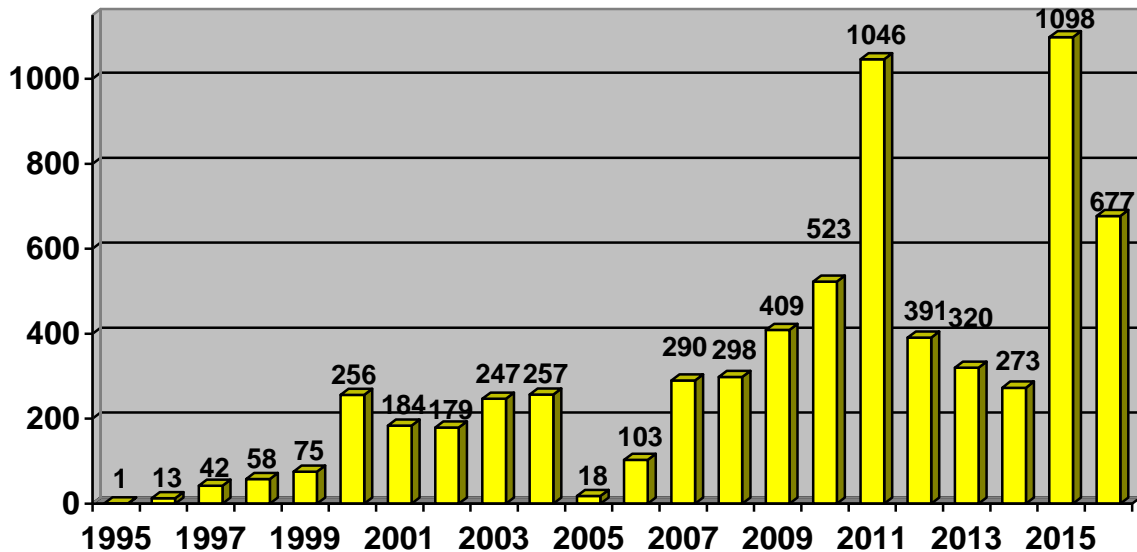
Felonies included:

Burglary
Theft

Distribution of Control Substance
Assault

*Some permit holders had multiple charges, however only the most serious charge is represented.

REVOCATIONS



SUSPENSIONS 1st QUARTER 2016

58 Concealed Carry Permits were suspended during the 1st quarter of 2016. Listed below are the reasons for suspension.

REASON	JAN '16	FEB '16	MAR '16
ALCOHOL VIOLATION	9	3	0
PROTECTIVE ORDER	2	0	1
WANTED PERSON	18	1	0
FIREARM OFFENSE	1	0	0
THREAT TO SELF/OTHERS	1	1	0
DOMESTIC VIOLENCE	0	0	0
MORAL TURPITUDE	3	1	0
CONTROLLED SUBSTANCE	6	0	0
FELONY	3	0	1
INSUFFICIENT FINGERPRINTS	1	0	2
OTHER	0	0	4
TOTAL	44	6	8

Felonies included:

Unlawful Sexual Activity with a Minor
Fraud

Sodomy on a Child

*Some permit holders had multiple charges, however only the most serious charge is represented.

SUSPENSIONS

