



**BUREAU OF CRIMINAL  
IDENTIFICATION**

**FIREARM  
STATISTICAL  
REVIEW**

**SECOND QUARTER 2016**

---

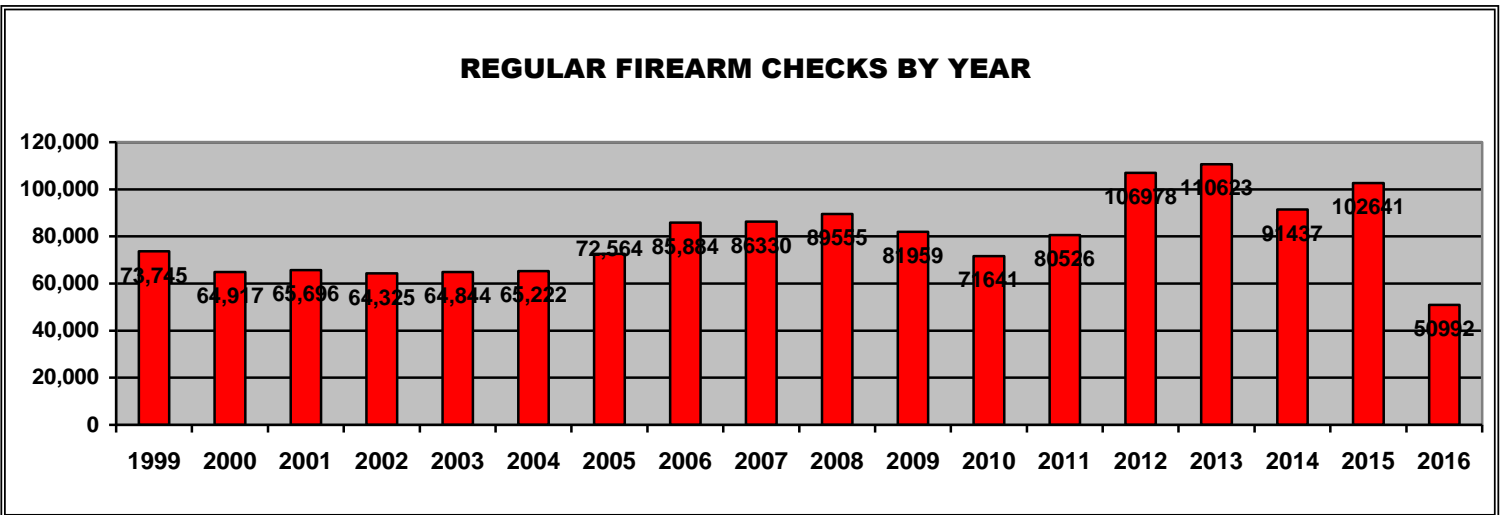
---

# Brady Monthly Totals (12 Months) REGULAR FIREARM CHECKS (Not Individual Sales)

Month	Total	Denials	Denial Reasons										Denial %
			WAR	Fel	State	D V	Drug	Ment	IA	P O	PF	DD	
Jun '16	8248	155	40	33	16	8	24	6	2	17	9	0	1.88%
May '16	7041	187	50	62	16	12	23	4	2	12	6	0	2.66%
Apr '16	8109	199	48	54	19	14	27	9	2	19	7	0	2.45%
Mar '16	8632	208	68	56	16	8	26	5	5	15	9	0	2.41%
Feb '16	9697	236	70	47	29	18	27	3	5	30	7	0	2.43%
Jan '16	9265	169	37	41	20	19	15	7	1	23	6	0	1.82%
Dec '15	18,976	294	84	70	24	23	27	4	4	50	8	0	1.55%
Nov '15	11,116	228	77	45	34	14	21	5	5	17	10	0	2.05%
Oct '15	7660	215	75	55	17	15	18	6	4	17	8	0	2.81%
Sep '15	7766	221	72	56	23	11	24	5	0	20	10	0	2.85%
Aug '15	7011	186	65	35	25	3	19	9	0	21	9	0	2.65%
Jul '15	6298	190	57	51	19	13	17	6	1	19	6	1	3.0%
<b>TOTALS</b>	<b>109,819</b>	<b>2488</b>	<b>743</b>	<b>605</b>	<b>258</b>	<b>158</b>	<b>268</b>	<b>69</b>	<b>31</b>	<b>260</b>	<b>95</b>	<b>1</b>	<b>2.27%</b>

\* Note: WAR = Warrant, Fel = Felony, State = State Prohibitor, DV = Domestic Violence, Drug = Drug Prohibitor, Ment = Mental Defective, IA = Illegal Alien, P O = Protective Order, PF = Pending Felony, DD = Dishonorable Discharge

### REGULAR FIREARM CHECKS BY YEAR



# FIREARM CHECKS BY COUNTY

## SECOND QUARTER 2016

There were 23,398 regular firearm requests to purchase or redeem weapons during the 2<sup>nd</sup> quarter of 2016. 541 requests were denied. The following tables reflect transfer requests by county, and the % of checks.

COUNTY	REQUESTS	PERCENT	COUNTY	REQUESTS	PERCENT
BEAVER	275	1.2%	PIUTE	2	.01%
BOX ELDER	191	.82%	RICH	11	.05%
CACHE	1006	4.3%	SALT LAKE	6668	28.5%
CARBON	172	.74%	SAN JUAN	27	.12%
DAGGETT	0	0%	SANPETE	210	.90%
DAVIS	2485	10.6%	SEVIER	279	1.2%
DUCHESNE	252	1.08%	SUMMIT	124	.53%
EMERY	73	.31%	TOOELE	681	2.9%
GARFIELD	21	.09%	UINTAH	631	2.7%
GRAND	88	.38%	UTAH	4779	20.4%
IRON	711	3.04%	WASATCH	283	1.2%
JUAB	57	.24%	WASHINGTON	1681	7.2%
KANE	71	.30%	WAYNE	22	.09%
MILLARD	166	.71%	WEBER	2354	10.06%
MORGAN	78	.33%	<b>TOTAL</b>	<b>23,398</b>	<b>100%</b>

- All percentages rounded
- Recording process for counties corrected in October 2014

## DENIALS

Month	Total	Denials	Denial Reasons										Denial %
			WAR	Fel	State	*D V	Drug	Ment	IA	*P O	PF	DD	
Jun '16	8248	155	40	33	16	8	24	6	2	17	9	0	1.88%
May '16	7041	187	50	62	16	12	23	4	2	12	6	0	2.66%
Apr '16	8109	199	48	54	19	14	27	9	2	19	7	0	2.45%

\* Note: WAR = Warrant, Fel = Felony, State = State Prohibitor, DV = Domestic Violence, Drug = Drug Prohibitor, Ment = Mental Defective, IA = Illegal Alien, PO = Protective Order, PF = Pending Felony, DD = Dishonorable Discharge

1,701 Regular Firearm Requests were pawn redemptions, of which 185 (10.9%) were denied.  
 21,697 Regular Firearm Requests were sales of new or used weapons, of which 356 (1.6%) were denied.

There were 23,760 requests for Concealed Firearm Permit Verifications for the 2<sup>nd</sup> Qtr. of 2016 for the purchase or redemption of firearms.

# CONCEALED FIREARMS 2nd QUARTER 2016

## OVERVIEW

662,720 Total Valid Permits as of June 30, 2016  
424,325 Permit Holders are non-residents  
228,395 Permit Holders are Utah residents

33,725 Permits Issued 2nd Quarter  
13,737 Permits Renewed 2nd Quarter  
527 Applications Denied 2nd Quarter  
769 Permits Revoked 2nd Quarter  
94 Permits Suspended 2nd Quarter

1,390 new concealed carry applications or concealed firearm permits were denied, revoked or suspended during the 2nd quarter of 2016. The applicant has the right to appeal to the Concealed Firearm Review Board, which will review the reason for denial. Approximately 15 revocation, denial, and suspension appeals are reviewed by the Concealed Firearm Review Board each quarter; the Board overturns approximately 1% after review.

A permit application may be denied for any of the following reasons:

1. Felony conviction
2. Convicted of an offense involving the use of alcohol
3. Convicted of a crime of violence
4. Convicted of any offenses involving controlled substance
5. Convicted of an offense of moral turpitude (fraud, theft, tax evasion, issuing bad checks, robbery, bribery, perjury, extortion, arson, criminal mischief, falsifying government records, forgery, receiving stolen property, burglary, vandalism, kidnapping)
6. Convicted of an offense involving domestic violence
7. Has been adjudicated as mentally incompetent
8. Is not qualified to purchase and possess a dangerous weapon or handgun pursuant to federal or Utah state law
9. Cause to believe applicant may be a danger to self or others by evidence including but not restricted to:
  - A. Past pattern of behavior involving unlawful violence or threats of unlawful violence
  - B. Past participation in incidents involving unlawful violence or threats of unlawful violence
  - C. Conviction of any offense in involving weapons violations
10. Submitting insufficient fingerprints for the Federal Bureau of Investigation to conduct a search of its files for criminal history information.

When assessing good character the bureau may consider mitigating circumstances. Mitigating circumstances may include length of time since an offense, number of offenses, and type of offenses.

## DENIALS 2nd QUARTER 2016

527 Concealed Carry Permit applications were denied during the 2nd quarter of 2016. Listed below are the reasons for denial.

REASON	APR '16	MAY '16	JUN '16
ALCOHOL VIOLATION	41	42	71
PROTECTIVE ORDER	7	4	9
WANTED PERSON	6	6	9
FIREARM OFFENSE	1	3	1
THREAT TO SELF/OTHERS	13	3	8
DOMESTIC VIOLENCE	17	18	19
MORAL TURPITUDE	12	23	26
CONTROLLED SUBSTANCE	10	7	7
FELONY	43	38	53
INSUFFICIENT FINGERPRINTS	0	0	0
OTHER	7	7	16
<b>TOTAL</b>	<b>157</b>	<b>151</b>	<b>219</b>

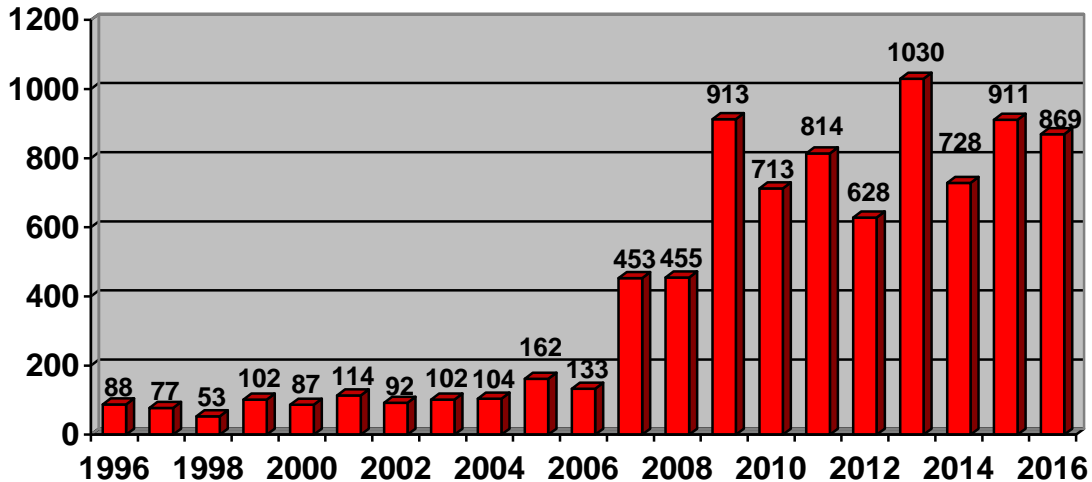
### Felonies included:

Burglary  
 Grand Theft  
 Sodomy  
 Driving on Suspended License  
 Theft  
 Fraud

Criminal Mischief  
 Assault  
 Possession of Explosives  
 Manslaughter  
 Custody Interference  
 Sex Abuse

\*Some permit holders had multiple charges, however only the most serious charge is represented.

## DENIALS



## REVOCATIONS 2nd QUARTER 2016

769 Concealed Carry Permits were revoked during the 2nd quarter of 2016. Listed below are the reasons for revocation.

REASON	APR '16	MAY '16	JUN '16
ALCOHOL VIOLATION	0	2	11
PROTECTIVE ORDER	0	0	0
WANTED PERSON	0	0	0
FIREARM OFFENSE	0	0	0
THREAT TO SELF/OTHERS	0	0	3
DOMESTIC VIOLENCE	0	0	1
MORAL TURPITUDE	0	2	3
CONTROLLED SUBSTANCE	0	2	0
FELONY	0	0	5
INSUFFICIENT FINGERPRINTS	324	323	91
OTHER	2	0	0
<b>TOTAL</b>	<b>326</b>	<b>329</b>	<b>114</b>

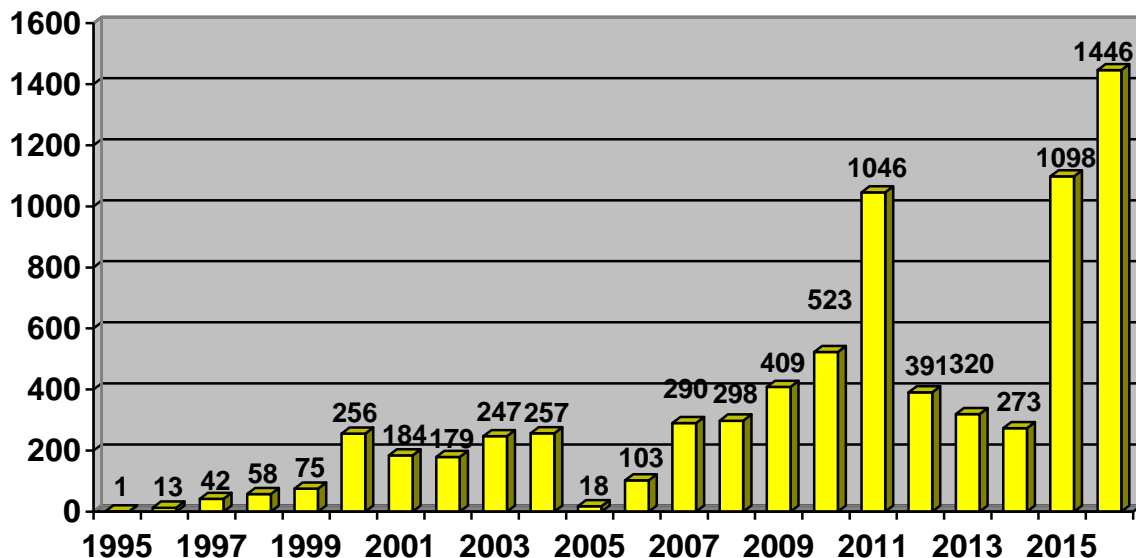
### Felonies included:

Fraud  
Theft

Aggravated Sex Abuse of Child  
Possession of Drugs

\*Some permit holders had multiple charges, however only the most serious charge is represented.

## REVOCATIONS



## SUSPENSIONS 2nd QUARTER 2016

94 Concealed Carry Permits were suspended during the 2nd quarter of 2016. Listed below are the reasons for suspension.

REASON	APR '16	MAY '16	JUN '16
ALCOHOL VIOLATION	1	2	5
PROTECTIVE ORDER	2	3	1
WANTED PERSON	0	14	26
FIREARM OFFENSE	0	0	0
THREAT TO SELF/OTHERS	0	1	3
DOMESTIC VIOLENCE	0	0	1
MORAL TURPITUDE	0	0	5
CONTROLLED SUBSTANCE	0	1	3
FELONY	1	6	9
INSUFFICIENT FINGERPRINTS	0	0	0
OTHER	1	8	1
<b>TOTAL</b>	<b>5</b>	<b>35</b>	<b>54</b>

### Felonies included:

Theft  
 Forcible Sex Abuse  
 Assault

Possession of Drugs  
 Burglary  
 Possession of Weapon

\*Some permit holders had multiple charges, however only the most serious charge is represented.

## SUSPENSIONS

