




Report on UDOT-Funded HOV Lane Enforcement October 3-7, 2016





Hans Koepsell, Deseret News

Media Snapshot



Nation's longest express lane getting a sharper eye from UHP

By Jasen Lee | Posted Oct 6th, 2016 @ 10:04pm

12 photos
 136



630PM: Utah Highway Patrol ramping up enforcement of express lane use

Keith McCord, KSL TV



Utah Highway Patrol Sgt. Todd Royce speaks to reporters about how the Utah Department of Transportation and the Utah Highway Patrol are trying to educate drivers about the laws governing the I-15 express lanes. (Photo: Hans Koepsell, Deseret News)




John Gleason, public information officer for the Utah Department of Transportation, talks to reporters about the I-15 express lane on Thursday, Oct. 6, 2016, in Murray. (Photo: Hans Koepsell, Deseret News)

Enforcement Shift Statistics

From: 10/03/2016 to 10/07/2016

Total Number of Records: 19
 Agencies: 3
 Officers: 11



Agency: All

OT Shift Type: All

* Averages are per officer shift

Data Type	Total	Average
Total Miles:	1391	73
Total Shift Amt Claimed:	\$3,311	\$174
Total Hours:	80	4
Amount / Contact:		\$20
Total Vehicles Stopped:	166	9
No. Warrants:		
Total Warrant Amt:		
State Tax Impounds:		
No. Recovd Stolen Veh:		
Fugitives:		
Total FST's:		
Refused All Tests:		
Total DUI's:		
Alcohol:		
Drug:		
Metabolite:		
Ign Interlock:	1	0.05
Alc Restr Driver:		
Blood Draws:		
Urine Samples:		
BAC Avg:		
BAC Max:	0	
BAC Min >0:	0.00	
Desig. Driver:		
Drug Felony:		

Citations	Total	Average
Open Container:	1	0.05
Youth Alcohol:		
Drug Misdemeanor:	2	0.11
Seat Belt:		
Child Restraint:		
Speed:	12	0.63
Reckless Driving:		
Careless Driving:		
Text While Driving:	2	0.11
Follow Close:	11	0.58
Improp Turn:	6	0.32
Lane Travel:	13	0.68
Stop Lt/Sign:		
Yield Right-of-Way:	49	2.58
Other Mov Violation:	2	0.11
Other Non-Moving Vio:		
Other DL Offense:	5	0.26
Susp/Rev License:	4	0.21
No Insurance:		
Registration:	8	0.42

Warnings	Total	Average
Open Container:		
Youth Alcohol:		
Drug Misdemeanor:		
Seat Belt:	5	0.26
Child Restraint:		
Speed:	14	0.74
Reckless Driving:		
Careless Driving:	1	0.05
Text While Driving:		
Follow Close:	8	0.42
Improp Turn:	6	0.32
Lane Travel:	3	0.16
Stop Lt/Sign:		
Yield Right-of-Way:	23	1.21
Other Mov Violation:	4	0.21
Other Non-Moving Vio:		
Other DL Offense:	3	0.16
Susp/Rev License:		
No Insurance:		
Registration:	16	0.84

Agency Stats From: 10/03/2016 to 10/07/2016						
Agencies: 3						
AGENCY	Miles Traveled	Total Amt Claimed	Total Hours	Vehicles Stopped	Total Citations	Total Warnings
Utah Highway Patrol Section 3	110	\$283	6	20	13	5
Utah Highway Patrol Section 4	1281	\$2,036	48	97	89	44
Utah Highway Patrol Section 6		\$992	26	49	22	46

Officer Stats From: 10/03/2016 to 10/07/2016							
Officers: 11							
Officer	Agency	Miles Traveled	Total Amt Claimed	Total Hours	Vehicles Stopped	Total Citations	Total Warnings
Steven Crow	Utah Highway Patrol Section 3	110	\$283	6	20	13	5
Tom Schneider	Utah Highway Patrol Section 4	180	\$423	8	22	13	3
Daniel Allen	Utah Highway Patrol Section 4	139	\$434	8	17	23	9
Austin O'Bray	Utah Highway Patrol Section 4	627	\$750	20	26	22	17
Stanton Tucker	Utah Highway Patrol Section 4	177	\$268	8	21	19	9
Andrew Battenfield	Utah Highway Patrol Section 4	158	\$161	4	11	12	6
Jeffrey Dutson	Utah Highway Patrol Section 6		\$147	4	12	4	11
Kerry Ball	Utah Highway Patrol Section 6		\$145	4	9		9
Devyn Gurney	Utah Highway Patrol Section 6		\$335	10	14	9	16
James Wright	Utah Highway Patrol Section 6		\$177	4	3	4	2
Sterling Clark	Utah Highway Patrol Section 6		\$189	4	11	5	8

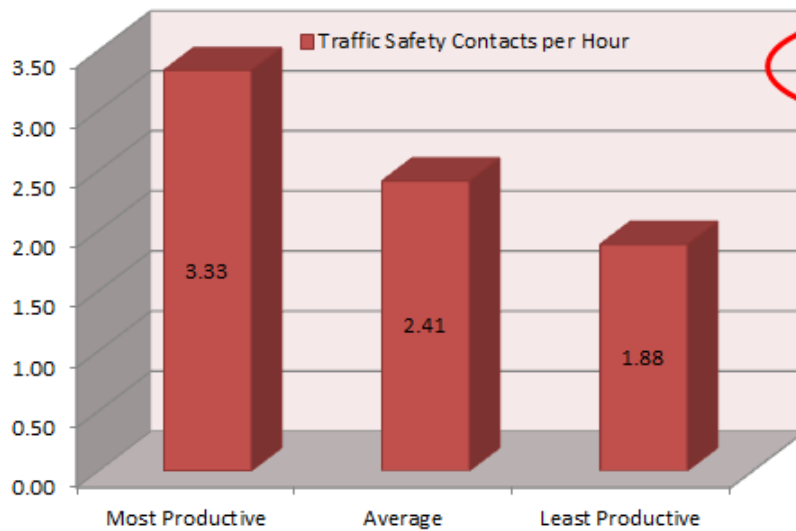
Progress Report for All Enforcement Shifts

All Sections

Reporting Period: 10/03/2016 to 10/07/2016

Comparing Your Section's Results Per OT Hour

How Are You Doing Regarding The Target of 2.0 Traffic Contacts Per Hour?



GREAT

GOOD

**BELOW
AVERAGE**

