

CHIRP for our Schools

Tia Dalrymple RN, BSN

Tia.Dalrymple@imail.org

Dalrymple@utah.gov

(801)707-3763

Formerly known as the Emergency Health Information
Registry for Children with Special Health Care Needs

Introducing...

Children's Health Information Red Pack
CHIRP



The Program

- A **free** program sponsored by Primary Children's Hospital, Emergency Medical Services for Children (EMSC), and the Bureau of EMS in the Public Health Department.
- The overall goal is to improve the emergency care of children with special healthcare needs

What if...

A children in your classroom had a complex medical history. They had a problem at school and 911 was called, would you know the important things to pass on to EMS?

Not likely...nor should you

If the child is enrolled in CHIRP that information will be available for EMS providers. It will be in their Red Pack.

EMS are being trained to look for the **CHIRP RED PACK**



Who can be enrolled?

Children with...

- Frequent seizures
- Tracheostomy
- Ventilator dependency– CPAP / BIPAP
- Congenital heart disease
- Complex respiratory and cardiology needs
- Neurologically compromised and requires suctioning for airway patency
- Severe asthma with past admittance to ICU
- Severe Autism
- Brittle diabetes



What does this mean to EMS and Emergency Rooms?



- It satisfies the HIPPA requirements to allow the EMS provider access to medical information on children in their service area enabling them to provide the best care possible.
- And it promotes easy access to current key information in the moment it is needed.

What does it mean for parents?

- Once enrolled, a parent can easily update their child's changing medical needs, medications, and recommendations online.
- Knowing that their child has up-to-date information available to anyone caring for their child can give them peace of mind



How to enroll:

www.health.utah.gov/ems/emsc

and coming soon...

<http://chirp.utah.gov>





Go to the EMSC home page

UTAH.GOV SERVICES AGENCIES

UTAH DEPARTMENT OF HEALTH

Home | Health Services | A-Z List | FAQ | Data | About Us

Utah! Where ideas connect

BUREAU OF EMERGENCY MEDICAL SERVICES

Emergency Medical Services for Children

General Public

EMS HOME PAGE

About Us

Automatic External Defibrillator (AED) Programs

Conferences, Courses & Seminars

Critical Incident Stress Management (CISM)

Data

EMS Grants

EMS Laws & Rules

EMS Providers

EMS Week

EMT & Paramedic Certification

Life With Dignity/ POLST/DNR

Operations

EMSC Main Page | General Public | Emergency Responders | EMSC Coordinators

On This Page

- [Children's Health Information Red Pack \(CHIRP\)](#)
- [Newsletters](#)
- [EMSC Needs Assessment Results](#)

Children's Health Information Red Pack (CHIRP)

The EMSC program and its partners have developed an online service to enable parents/guardians of children with special health care needs to fill out information sheets about their children, in an effort to facilitate better emergency care by EMS responders and hospitals. Please use the link below to create or retrieve a CHIRP sheet for your child.



- [CHIRP Parent/Guardian Login...](#)
- [EMSC Staff Login...](#)

- Click on the **General Public** Page

- Click on the **Children's Health Information Red Pack (CHIRP)**

Once enrolled, what happens?

- Their information will be reviewed by the EMSC Pediatric Clinical Consultant RN.
- The parents will be sent the following;
 - A letter explaining the program
 - Two document vials to store current copies of the Health Information Sheet
 - One to be kept in the “red pack” with the child at all times
 - The other to go in the door of the refrigerator where the child resides.
 - An EMSC sticker that the family can place on the inside of their main door as a signal to EMS to look in the fridge
 - An EMSC Magnet to go on the fridge containing the information sheet



The computer enrollment will generate this 2-page form



Children's Health Information Red Pack (CHIRP)



Demographics (Demografía)	
Name (nombre)	<u>Jane Mary Doe</u>
Birthdate (fecha de nacimiento)	<u>01/01/2011</u> Age (edad) <u>2</u> <input type="checkbox"/> M <input checked="" type="checkbox"/> F
Primary Language (idioma preferido)	<u>Spanish</u>
Parent/Guardian (nombre de Padre/Tutor)	<u>Tia D Dalrymple</u> Phone <u>801-707-3763</u>
Emergency Contact (contacto de emergencia)	<u>Dad Doe</u> Phone <u>801-455-4555</u>
Preferred Hospital for Transport (hospital preferido)	<u>Primary Children's Medical Center</u>
Baseline Status (condición normal)	
Vital Signs (los signos vitales)	
HR <u>126</u> RR <u>30</u> BP <u>80 / 40</u> O2 Sat <u>84</u>	
Weight (peso) <u>10</u> lbs Height (altura) _____ ft/in Best IV Site (mejor IV sitio) <u>Hand-Left</u>	
Neuro Status/Your Child's Developmental Level (condición neurológico del paciente)	
<u>Will make eye contact</u>	
<input checked="" type="checkbox"/> Nonverbal (no puede hablar) <input type="checkbox"/> Hearing Impaired (no puede oír) <input type="checkbox"/> Visually Impaired (no puede ver)	
Medical History (historial médico)	
Allergies/Reaction (alergias/reacción)	
1. <u>Latex: (Hives)</u>	3. _____
2. <u>Medication: Amoxicillin (Rash)</u>	4. _____
Medical Conditions (condiciones médicas)	
<u>Epsteins Anomaly</u>	
Hospitalizations/Surgeries (hospitalizaciones/cirugías)	
<u>Heart Surgery -repair Of Anomaly</u>	
Medications (medicinas)	
1. <u>Toprol xl -beta blocker</u>	5. _____
2. <u>Lasix -diuretic</u>	6. _____
3. _____	7. _____
4. _____	8. _____

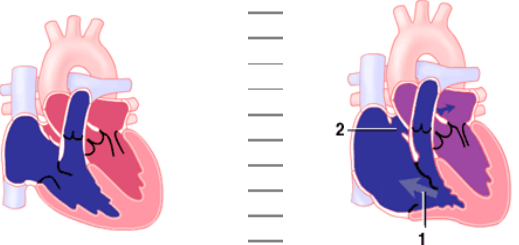
Demographics

Baseline Status

Medical History

Last Updated (fecha) 08/02/2013 8:50 am

Name (nombre) Jane Doe

Special Needs/Equipment (Necesidades especiales/equipo)	
<input checked="" type="checkbox"/> Apnea Monitor (monitor de apnea)	<input checked="" type="checkbox"/> Oxygen (oxígeno)
<input type="checkbox"/> Feeding pump (bomba de alimentación)	<input checked="" type="checkbox"/> Pulse Oximeter (oxímetro)
<input type="checkbox"/> Gastrostomy Tube (tubo gastrónomico)	<input type="checkbox"/> Suction Machine (máquina de succión)
<input type="checkbox"/> NG/NJ Tube (tubo nasogástrico)	<input type="checkbox"/> Wheelchair (silla de ruedas)
<input type="checkbox"/> Tracheostomy (traqueotomía) Size/type (medida/marca) _____	
<input type="checkbox"/> Ventilator (ventilador) Type/mode (marca/moda) _____	
Other Information for Emergency Responders (Otra información de emergencia)	
No IVs in the right arm. Spanish interpreter if possible.	
	
Physician and Specialists (Médico y especialistas)	
Primary Care Physician (médico de atención primaria) <u>Dr Good</u> Phone <u>801-000-0000</u>	
Specialists or other services involved in your child's care (especialistas)	
<u>Dr Pumping Heart, Cardiology, 801-000-0000</u>	

Special Needs/
Equipment

Other Information

Physician and
Specialists

Teachers

- Please encourage the enrollment of your students with complicated medical needs
- Ensure EMS can find the red pack if the child has an emergency in your classroom



Help us spread the word...

- Go to our website or simply google Utah EMSC
 - <https://health.utah.gov/ems/emsc/public.html>
- You'll find pass along cards, fliers, and PPT trainings for everyone.
- “Like” us on Facebook
 - ✓ CHIRP - Utah Department of Health

Questions

- Tia Dalrymple RN, BSN
 - Tia.dalrymple@imail.org
 - (801)707-3763
- Jolene Whitney MPH
 - jrwhitney@Utah.gov

