



**BUREAU OF CRIMINAL
IDENTIFICATION**

**FIREARM
STATISTICAL
REVIEW**

SECOND QUARTER 2011

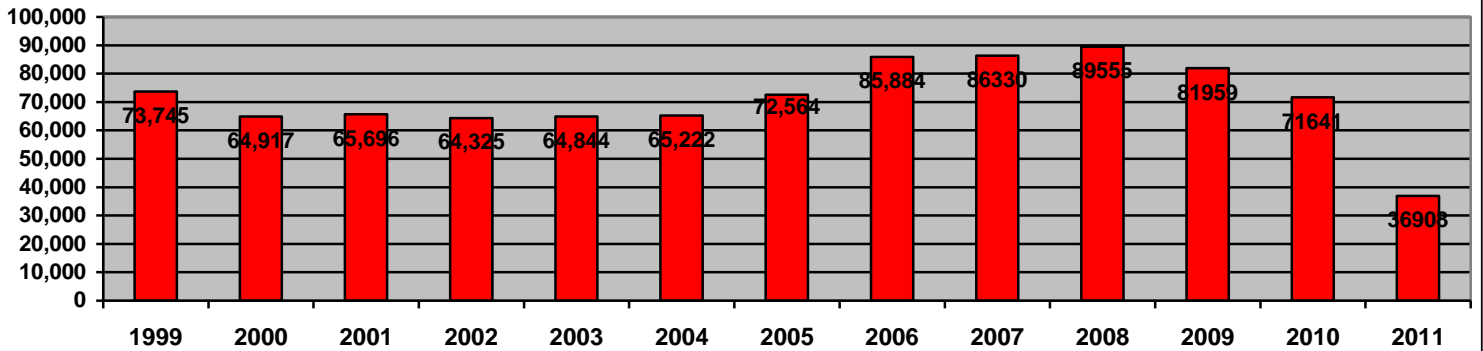
Brady Monthly Totals (12 Months)

Month	Total	Denials	Denial Reasons					Denial %
			WARRANT	RECORD	*D V	*P O	*OTHER	
Jun '11	5028	136	40	34	13	13	36	2.7%
May '11	5501	165	59	32	16	14	44	3.0%
Apr '11	6377	187	63	40	24	20	40	2.9%
Mar '11	7266	223	82	40	33	27	41	3.1%
Feb '11	6566	189	87	27	17	19	39	2.9%
Jan '11	5770	169	65	26	23	19	36	2.9%
Dec '10	10,805	223	81	43	30	29	40	2.1%
Nov '10	6942	176	49	46	28	14	39	2.5%
Oct '10	5712	186	61	46	19	23	37	3.3%
Sep '10	5592	151	49	33	16	10	43	2.7%
Aug '10	4788	142	42	33	15	24	28	3.0%
Jul '10	4315	136	47	39	17	7	26	3.2%
TOTALS	75,062	2083	725	439	251	219	449	2.8%

* Note D V = Domestic Violence P O = Protective Order

* OTHER = Drug addiction, Mental Incompetent, Illegal Alien, Renounced Citizenship, Dishonorable Discharge, National Instant Check Denial (NICS)

WEAPONS PURCHASED



FIREARM TRANSFERS BY COUNTY

SECOND QUARTER 2011

There were 17,306 regular firearm requests to purchase or redeem weapons during the 2nd quarter of 2011. 488 requests were denied. The following tables reflect transfer requests by county, and the % of purchases.

COUNTY	REQUESTS	PERCENT	COUNTY	REQUESTS	PERCENT
BEAVER	127	.73%	PIUTE	0	0%
BOX ELDER	73	.42%	RICH	9	.05%
CACHE	521	3.0%	SALT LAKE	4106	23.7%
CARBON	234	1.3%	SAN JUAN	24	.14%
DAGGETT	0	0%	SANPETE	130	.75%
DAVIS	688	4.0%	SEVIER	251	1.5%
DUCHESNE	130	.75%	SUMMIT	54	.31%
EMERY	60	.35%	TOOELE	468	2.7%
GARFIELD	11	.06%	UINTAH	948	5.5%
GRAND	106	.61%	UTAH	4127	23.8%
IRON	503	2.9%	WASATCH	62	.36%
JUAB	43	.25%	WASHINGTON	877	5.1%
KANE	53	.31%	WAYNE	2	.01%
MILLARD	138	.80%	WEBER	2980	17.2%
MORGAN	25	.14%	TOTAL		96.8%

- All percentages rounded
- 3.2% have no county information

DENIALS

Month	Total	Denials	Denial Reasons					Denial %
			WARRANT	RECORD	*D V	*P O	*OTHER	
Jun '11	5028	136	40	34	13	13	36	2.7%
May '11	5501	165	59	32	16	14	44	3.0%
Apr '11	6377	187	63	40	24	20	40	2.9%

*D.V.= Domestic Violence Conviction *P.O. = Protective Order

* OTHER = Drug addiction, Mental Incompetent, Illegal Alien, Renounce Citizenship, Dishonorable Discharge, National Instant Check Denial (NICS)

1,681 Regular Firearm Requests were pawn redemptions, of which 144 (8.6%) were denied.
 15,625 Regular Firearm Requests were sales of new or used weapons, of which 344 (2.2%) were denied.

There were 14,144 requests for Concealed Firearm Permit Verifications for the 2nd Qtr. of 2011 during the purchase of firearms.

CONCEALED WEAPONS 2nd QUARTER 2011

OVERVIEW

321,201 Total Valid Permits as of June 30, 2011
28,855 Permits Issued 2nd Quarter
3,421 Permits Renewed 2nd Quarter
370 Permits Revoked 2nd Quarter
199 Permits Suspended 2nd Quarter
301 Applications Denied 2nd Quarter

301 new concealed carry applications were denied during the 2nd quarter of 2011. The applicant has the right to appeal to the Concealed Firearm Review Board, which will review the reason for denial. Approximately 15 revocation, denial, and suspension appeals are reviewed by the Concealed Firearm Review Board each quarter; the Board overturns approximately 1% after review.

A permit application may be denied for any of the following reasons:

1. Felony conviction
2. Convicted of an offense involving the use of alcohol
3. Convicted of a crime of violence
4. Convicted of any offenses involving controlled substance
5. Convicted of an offense of moral turpitude (fraud, theft, tax evasion, issuing bad checks, robbery, bribery, perjury, extortion, arson, criminal mischief, falsifying government records, forgery, receiving stolen property, burglary, vandalism, kidnapping)
6. Convicted of an offense involving domestic violence
7. Has been adjudicated as mentally incompetent
8. Is not qualified to purchase and possess a dangerous weapon or handgun pursuant to federal law
9. Cause to believe applicant may be a danger to self or others by evidence including but not restricted to:
 - A. Past pattern of behavior involving unlawful violence or threats of unlawful violence
 - B. Past participation in incidents involving unlawful violence or threats of unlawful violence
 - C. Conviction of any offense in involving weapons violations

When assessing good character the bureau may consider mitigating circumstances. Mitigating circumstances may include length of time since an offense, number of offenses, and type of offenses.

DENIALS 2nd QUARTER 2011

301 Concealed Carry Permit applications were denied during the 2nd quarter of 2011. Listed below are the reasons for denial.

REASON	APR '11	MAY '11	JUN '11
ALCOHOL VIOLATION	20	31	25
PROTECTIVE ORDER	7	3	2
WANTED PERSON	3	7	4
FIREARM OFFENSE	2	2	0
THREAT TO SELF/OTHERS	5	4	3
DOMESTIC VIOLENCE	22	18	16
MORAL TURPITUDE	20	7	15
CONTROLLED SUBSTANCE	6	5	4
FELONY	20	19	25
OTHER	2	1	3
TOTAL	107	97	97

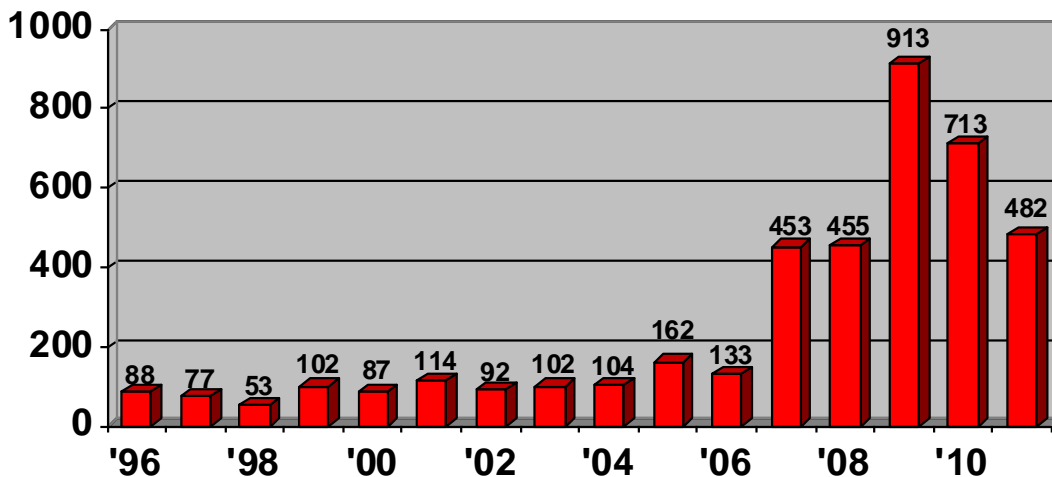
Felonies included:

Traffic in Drugs
 Forgery
 Grand Theft Auto
 Sale of Cocaine
 Burglary
 Child Abuse
 Aggravated Assault

Manufacture Marijuana
 DUI
 Sex Assault
 Possession of Stolen Property
 Assault
 Fraud to Obtain Prescription

*Some permit holders had multiple charges, however only the most serious charge is represented.

DENIALS



REVOCATIONS 2nd QUARTER 2011

370 Concealed Carry Permits were revoked during the 2nd quarter of 2011. Listed below are the reasons for revocation.

REASON	APR '11	MAY '11	JUN '11
ALCOHOL VIOLATION	15	76	46
PROTECTIVE ORDER	6	36	22
WANTED PERSON	0	3	0
FIREARM OFFENSE	0	13	2
THREAT TO SELF/OTHERS	2	4	5
DOMESTIC VIOLENCE	1	10	3
MORAL TURPITUDE	4	23	15
CONTROLLED SUBSTANCE	2	15	6
FELONY	3	21	25
OTHER	1	7	4
TOTAL	34	208	128

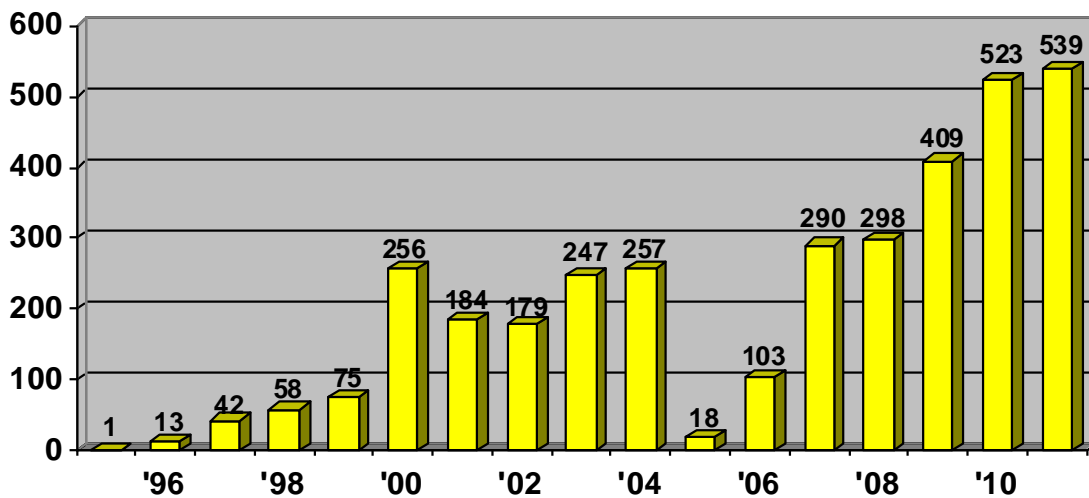
Felonies included:

Theft
 Armed Robbery
 Possess Child Porn
 Possession of Cocaine
 Evade Police

Sex Assault
 Embezzlement
 Aggravated Battery
 Distribute Obscene Material
 Manufacture Marijuana

*Some permit holders had multiple charges, however only the most serious charge is represented.

REVOCATIONS



*In February of 2000, BCI implemented a new program to ensure the integrity of the Utah Concealed Carry Permit by checking arrest records on a daily basis, this accounts for the dramatic 241.3% increase seen in 2000.

SUSPENSIONS 2nd QUARTER 2011

199 Concealed Carry Permits were suspended during the 2nd quarter of 2011. Listed below are the reasons for suspension.

REASON	APR '11	MAY '11	JUN '11
ALCOHOL VIOLATION	0	3	0
PROTECTIVE ORDER	0	0	0
WANTED PERSON	8	46	11
FIREARM OFFENSE	0	0	0
THREAT TO SELF/OTHERS	2	7	2
DOMESTIC VIOLENCE	7	11	10
MORAL TURPITUDE	1	1	0
CONTROLLED SUBSTANCE	0	0	0
FELONY	19	38	31
OTHER	0	0	2
TOTAL	37	106	56

Felonies included:

Robbery Grand Theft Homicide Burglary Sex Exploitation of a Minor Sodomy on a Child Rape of a Child Aggravated Sexual Assault of a Child	Fraud Distribute Marijuana Assault Possession of Cocaine Aggravated Assault Unlawful use of a Weapon Witness Tampering Theft
---	---

*Some permit holders had multiple charges, however only the most serious charge is represented.

SUSPENSIONS

