



**BUREAU OF CRIMINAL
IDENTIFICATION**

**FIREARM
STATISTICAL
REVIEW**

THIRD QUARTER 2011

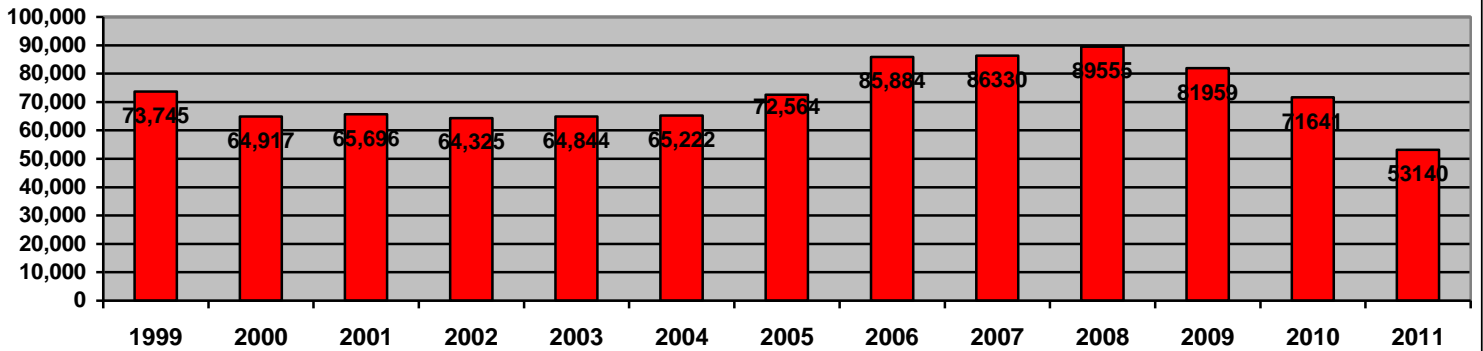
Brady Monthly Totals (12 Months)

Month	Total	Denials	Denial Reasons					Denial %
			WARRANT	RECORD	*D V	*P O	*OTHER	
Sep '11	6321	185	66	31	21	19	48	2.9%
Aug '11	5319	145	44	33	16	8	44	2.7 %
Jul '11	4592	140	45	43	19	8	25	3.0%
Jun '11	5028	136	40	34	13	13	36	2.7%
May '11	5501	165	59	32	16	14	44	3.0%
Apr '11	6377	187	63	40	24	20	40	2.9%
Mar '11	7266	223	82	40	33	27	41	3.1%
Feb '11	6566	189	87	27	17	19	39	2.9%
Jan '11	5770	169	65	26	23	19	36	2.9%
Dec '10	10,805	223	81	43	30	29	40	2.1%
Nov '10	6942	176	49	46	28	14	39	2.5%
Oct '10	5712	186	61	46	19	23	37	3.3%
TOTALS	76,599	2124	742	441	259	213	469	2.8%

* Note D V = Domestic Violence P O = Protective Order

* OTHER = Drug addiction, Mental Incompetent, Illegal Alien, Renounced Citizenship, Dishonorable Discharge, National Instant Check Denial (NICS)

WEAPONS PURCHASED



FIREARM TRANSFERS BY COUNTY

THIRD QUARTER 2011

There were 16,232 regular firearm requests to purchase or redeem weapons during the 3rd quarter of 2011. 470 requests were denied. The following tables reflect transfer requests by county, and the % of purchases.

COUNTY	REQUESTS	PERCENT	COUNTY	REQUESTS	PERCENT
BEAVER	109	.67%	PIUTE	0	0%
BOX ELDER	57	.35%	RICH	1	0%
CACHE	524	3.2%	SALT LAKE	3677	22.6%
CARBON	191	1.2%	SAN JUAN	36	.22%
DAGGETT	0	0%	SANPETE	121	.75%
DAVIS	639	3.9%	SEVIER	220	1.4%
DUCHESNE	87	.54%	SUMMIT	41	.25%
EMERY	41	.25%	TOOELE	436	2.7%
GARFIELD	10	.06%	UINTAH	1000	6.2%
GRAND	109	.67%	UTAH	3966	24.4%
IRON	461	2.8%	WASATCH	35	.22%
JUAB	31	.19%	WASHINGTON	834	5.1%
KANE	54	.33%	WAYNE	27	.17%
MILLARD	116	.71%	WEBER	2745	16.9%
MORGAN	71	.44%	TOTAL		96.2%

- All percentages rounded
- 3.7% have no county information

DENIALS

Month	Total	Denials	Denial Reasons					Denial %
			WARRANT	RECORD	*D V	*P O	*OTHER	
Sep '11	6321	185	66	31	21	19	48	2.9%
Aug '11	5319	145	44	33	16	8	44	2.7 %
Jul '11	4592	140	45	43	19	8	25	3.0%

*D.V.= Domestic Violence Conviction *P.O. = Protective Order

* OTHER = Drug addiction, Mental Incompetent, Illegal Alien, Renounce Citizenship, Dishonorable Discharge, National Instant Check Denial (NICS)

1,910 Regular Firearm Requests were pawn redemptions, of which 144 (7.5%) were denied.
 14,322 Regular Firearm Requests were sales of new or used weapons, of which 326 (2.3%) were denied.

There were 12,477 requests for Concealed Firearm Permit Verifications for the 3rd Qtr. of 2011 during the purchase of firearms.

CONCEALED FIREARMS 3rd QUARTER 2011

OVERVIEW

336,026 Total Valid Permits as of September 30, 2011
13,250 Permits Issued 3rd Quarter
3,033 Permits Renewed 3rd Quarter
320 Permits Revoked 3rd Quarter
137 Permits Suspended 3rd Quarter
172 Applications Denied 3rd Quarter

172 new concealed carry applications were denied during the 3rd quarter of 2011. The applicant has the right to appeal to the Concealed Firearm Review Board, which will review the reason for denial. Approximately 15 revocation, denial, and suspension appeals are reviewed by the Concealed Firearm Review Board each quarter; the Board overturns approximately 1% after review.

A permit application may be denied for any of the following reasons:

1. Felony conviction
2. Convicted of an offense involving the use of alcohol
3. Convicted of a crime of violence
4. Convicted of any offenses involving controlled substance
5. Convicted of an offense of moral turpitude (fraud, theft, tax evasion, issuing bad checks, robbery, bribery, perjury, extortion, arson, criminal mischief, falsifying government records, forgery, receiving stolen property, burglary, vandalism, kidnapping)
6. Convicted of an offense involving domestic violence
7. Has been adjudicated as mentally incompetent
8. Is not qualified to purchase and possess a dangerous weapon or handgun pursuant to federal law
9. Cause to believe applicant may be a danger to self or others by evidence including but not restricted to:
 - A. Past pattern of behavior involving unlawful violence or threats of unlawful violence
 - B. Past participation in incidents involving unlawful violence or threats of unlawful violence
 - C. Conviction of any offense in involving weapons violations

When assessing good character the bureau may consider mitigating circumstances. Mitigating circumstances may include length of time since an offense, number of offenses, and type of offenses.

DENIALS 3rd QUARTER 2011

172 Concealed Carry Permit applications were denied during the 3rd quarter of 2011. Listed below are the reasons for denial.

REASON	JUL '11	AUG '11	SEP '11
ALCOHOL VIOLATION	24	10	8
PROTECTIVE ORDER	1	2	2
WANTED PERSON	5	2	4
FIREARM OFFENSE	2	2	0
THREAT TO SELF/OTHERS	4	3	0
DOMESTIC VIOLENCE	10	9	10
MORAL TURPITUDE	13	6	2
CONTROLLED SUBSTANCE	1	2	1
FELONY	19	6	12
OTHER	4	3	5
TOTAL	83	45	44

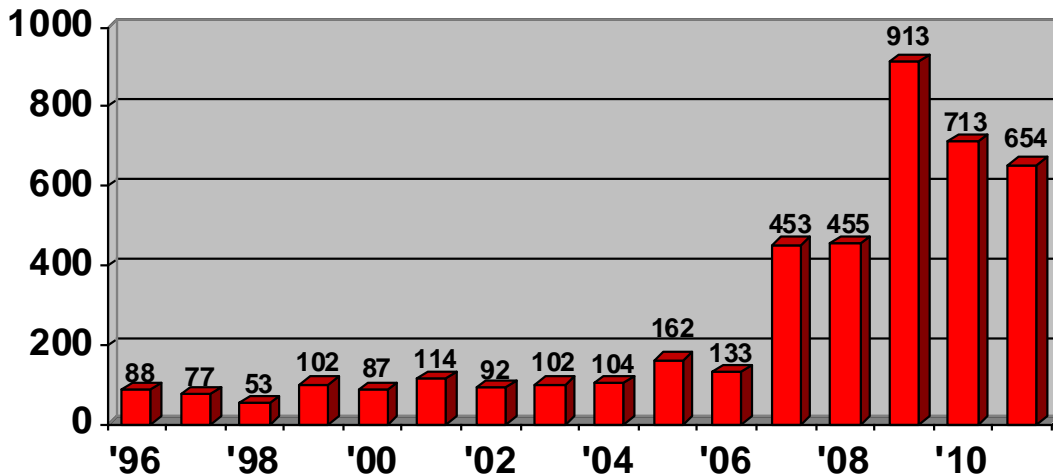
Felonies included:

Assault with Weapon
 Retaliation on a Witness
 Criminal Mischief
 Sale of Cocaine
 Sexual Assault on a Child
 Forgery
 Aggravated Assault

Manufacture Marijuana
 Theft of Firearm
 Carry Concealed Weapon
 Injury to a Child
 Assault
 Solicitation of a Child

*Some permit holders had multiple charges, however only the most serious charge is represented.

DENIALS



REVOCATIONS 3rd QUARTER 2011

320 Concealed Carry Permits were revoked during the 3rd quarter of 2011. Listed below are the reasons for revocation.

REASON	JUL '11	AUG '11	SEP '11
ALCOHOL VIOLATION	91	26	20
PROTECTIVE ORDER	16	9	19
WANTED PERSON	0	1	0
FIREARM OFFENSE	3	4	3
THREAT TO SELF/OTHERS	6	7	3
DOMESTIC VIOLENCE	9	11	3
MORAL TURPITUDE	18	9	4
CONTROLLED SUBSTANCE	3	4	7
FELONY	17	12	7
OTHER	3	4	1
TOTAL	166	87	67

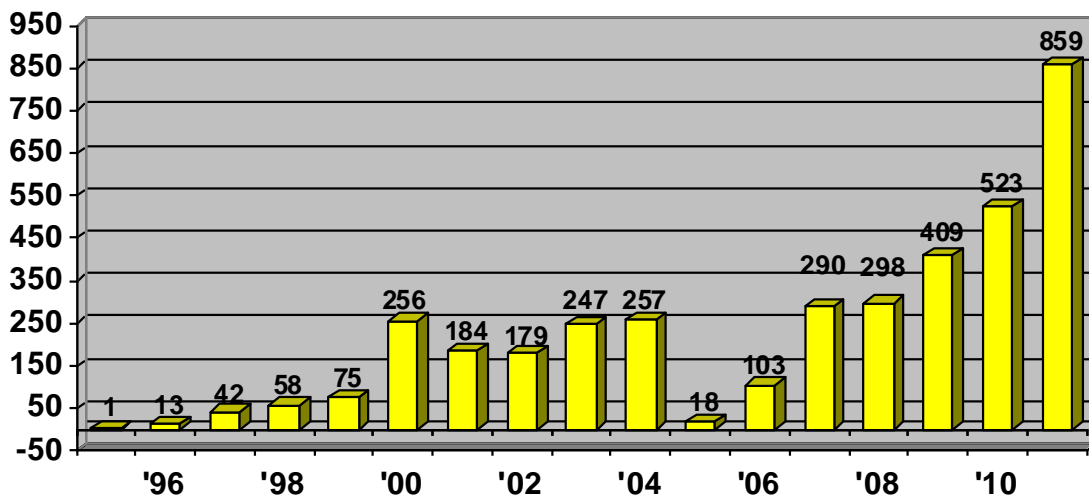
Felonies included:

Criminal Sexual Conduct
 Grand Larceny
 Possession of Controlled Substance
 Money Laundering
 Tamper with Drug Evidence

Possession of Child Pornography
 Wire Fraud
 Battery with Substantial Injury
 Traffic Marijuana
 Murder

*Some permit holders had multiple charges, however only the most serious charge is represented.

REVOCATIONS



*In February of 2000, BCI implemented a new program to ensure the integrity of the Utah Concealed Carry Permit by checking arrest records on a daily basis, this accounts for the dramatic 241.3% increase seen in 2000.

SUSPENSIONS 3rd QUARTER 2011

137 Concealed Carry Permits were suspended during the 3rd quarter of 2011. Listed below are the reasons for suspension.

REASON	JUL '11	AUG '11	SEP '11
ALCOHOL VIOLATION	2	0	2
PROTECTIVE ORDER	0	0	1
WANTED PERSON	39	7	6
FIREARM OFFENSE	0	1	0
THREAT TO SELF/OTHERS	6	1	8
DOMESTIC VIOLENCE	4	4	6
MORAL TURPITUDE	1	0	0
CONTROLLED SUBSTANCE	0	0	2
FELONY	21	8	18
OTHER	0	0	0
TOTAL	73	21	43

Felonies included:

- | | |
|--|--|
| <ul style="list-style-type: none"> Stalking Communications Fraud Hit and Run Burglary Fail to Return Rental Forcible Sodomy Rape of a Child Fraudulent Unemployment Compensation | <ul style="list-style-type: none"> Unlawful Carry a Weapon Aggravated Kidnapping Assault Possession of Cocaine Aggravated Assault Unlawful use of a Weapon Arson Theft |
|--|--|

*Some permit holders had multiple charges, however only the most serious charge is represented.

SUSPENSIONS

