



**BUREAU OF CRIMINAL
IDENTIFICATION**

**FIREARM
STATISTICAL
REVIEW**

SECOND QUARTER 2014

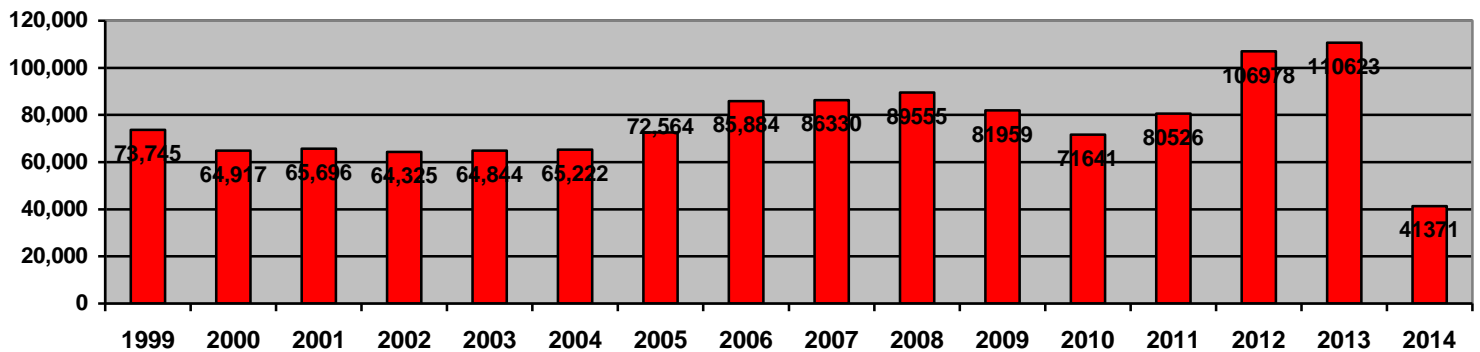
Brady Monthly Totals (12 Months) REGULAR FIREARM CHECKS (Not Individual Sales)

Month	Total	Denials	Denial Reasons					Denial %
			WARRANT	RECORD	*D V	*P O	*OTHER	
Jun '14	5553	133	43	33	7	10	40	2.4%
May '14	6069	150	47	36	8	20	39	2.5%
Apr '14	6417	157	40	41	9	23	44	2.4%
Mar '14	8085	161	46	53	4	19	39	2.0%
Feb '14	8748	212	70	55	18	20	49	2.4%
Jan '14	6499	155	43	29	21	20	42	2.4%
Dec '13	13265	197	68	48	13	24	44	1.5%
Nov '13	9982	134	61	26	1	11	35	1.3%
Oct '13	7162	139	64	25	15	13	22	1.9%
Sep '13	6890	152	55	29	15	23	30	2.2%
Aug '13	6506	120	43	32	4	10	31	1.8%
Jul '13	5495	74	35	11	1	6	21	1.3%
TOTALS	90,671	1784	615	418	116	199	436	2.0%

* Note D V = Domestic Violence P O = Protective Order

* OTHER = Drug addiction, Mental Incompetent, Illegal Alien, Renounced Citizenship, Dishonorable Discharge, National Instant Check Denial (NICS)

REGULAR FIREARM CHECKS BY YEAR



FIREARM CHECKS BY COUNTY

SECOND QUARTER 2014

There were 18,039 regular firearm requests to purchase or redeem weapons during the 2nd quarter of 2014. 440 requests were denied. The following tables reflect transfer requests by county, and the % of checks.

COUNTY	REQUESTS	PERCENT	COUNTY	REQUESTS	PERCENT
BEAVER	176	.98%	PIUTE	0	0%
BOX ELDER	63	.35%	RICH	3	.02%
CACHE	628	3.5%	SALT LAKE	4898	27.2%
CARBON	112	.62%	SAN JUAN	35	.19%
DAGGETT	0	0%	SANPETE	244	1.4%
DAVIS	367	2.0%	SEVIER	278	1.5%
DUCHESNE	147	.82%	SUMMIT	144	.80%
EMERY	72	.40%	TOOELE	616	3.4%
GARFIELD	16	.09%	UINTAH	1082	6.0%
GRAND	102	.57%	UTAH	3647	20.2%
IRON	556	3.1%	WASATCH	71	.39%
JUAB	49	.27%	WASHINGTON	1264	7.0%
KANE	58	.32%	WAYNE	85	.47%
MILLARD	111	.62%	WEBER	2273	12.6%
MORGAN	47	.26%	TOTAL		95.07%

- All percentages rounded
- 5.0% have no county information

DENIALS

Month	Total	Denials	Denial Reasons					Denial %
			WARRANT	RECORD	*D V	*P O	*OTHER	
Jun '14	5553	133	43	33	7	10	40	2.4%
May '14	6069	150	47	36	8	20	39	2.5%
Apr '14	6417	157	40	41	9	23	44	2.4%

*D.V.= Domestic Violence Conviction *P.O. = Protective Order

* OTHER = Drug addiction, Mental Incompetent, Illegal Alien, Renounce Citizenship, Dishonorable Discharge, National Instant Check Denial (NICS)

1,693 Regular Firearm Requests were pawn redemptions, of which 143 (8.4%) were denied.
 16,346 Regular Firearm Requests were sales of new or used weapons, of which 297 (1.8%) were denied.

There were 17,367 requests for Concealed Firearm Permit Verifications for the 2nd Qtr. of 2014 for the purchase or redemption of firearms.

CONCEALED FIREARMS 2nd QUARTER 2014

OVERVIEW

576,637 Total Valid Permits as of June 30, 2014
379,047 Permit Holders are non-residents
197,590 Permit Holders are Utah residents

35,911 Permits Issued 2nd Quarter
17,424 Permits Renewed 2nd Quarter
80 Permits Revoked 2nd Quarter
775 Permits Suspended 2nd Quarter
254 Applications Denied 2nd Quarter

1,109 new concealed carry applications or concealed firearm permits were denied, revoked or suspended during the 2nd quarter of 2014. The applicant has the right to appeal to the Concealed Firearm Review Board, which will review the reason for denial. Approximately 15 revocation, denial, and suspension appeals are reviewed by the Concealed Firearm Review Board each quarter; the Board overturns approximately 1% after review.

A permit application may be denied for any of the following reasons:

1. Felony conviction
2. Convicted of an offense involving the use of alcohol
3. Convicted of a crime of violence
4. Convicted of any offenses involving controlled substance
5. Convicted of an offense of moral turpitude (fraud, theft, tax evasion, issuing bad checks, robbery, bribery, perjury, extortion, arson, criminal mischief, falsifying government records, forgery, receiving stolen property, burglary, vandalism, kidnapping)
6. Convicted of an offense involving domestic violence
7. Has been adjudicated as mentally incompetent
8. Is not qualified to purchase and possess a dangerous weapon or handgun pursuant to federal or Utah state law
9. Cause to believe applicant may be a danger to self or others by evidence including but not restricted to:
 - A. Past pattern of behavior involving unlawful violence or threats of unlawful violence
 - B. Past participation in incidents involving unlawful violence or threats of unlawful violence
 - C. Conviction of any offense in involving weapons violations

When assessing good character the bureau may consider mitigating circumstances. Mitigating circumstances may include length of time since an offense, number of offenses, and type of offenses.

DENIALS 2nd QUARTER 2014

254 Concealed Carry Permit applications were denied during the 2nd quarter of 2014. Listed below are the reasons for denial.

REASON	APR '14	MAY '14	JUN '14
ALCOHOL VIOLATION	20	31	28
PROTECTIVE ORDER	7	2	2
WANTED PERSON	4	5	6
FIREARM OFFENSE	2	1	3
THREAT TO SELF/OTHERS	1	2	1
DOMESTIC VIOLENCE	10	12	3
MORAL TURPITUDE	23	15	9
CONTROLLED SUBSTANCE	8	7	5
FELONY	15	16	11
INSUFFICIENT FINGERPRINTS	0	0	0
OTHER	2	1	2
TOTAL	92	92	70

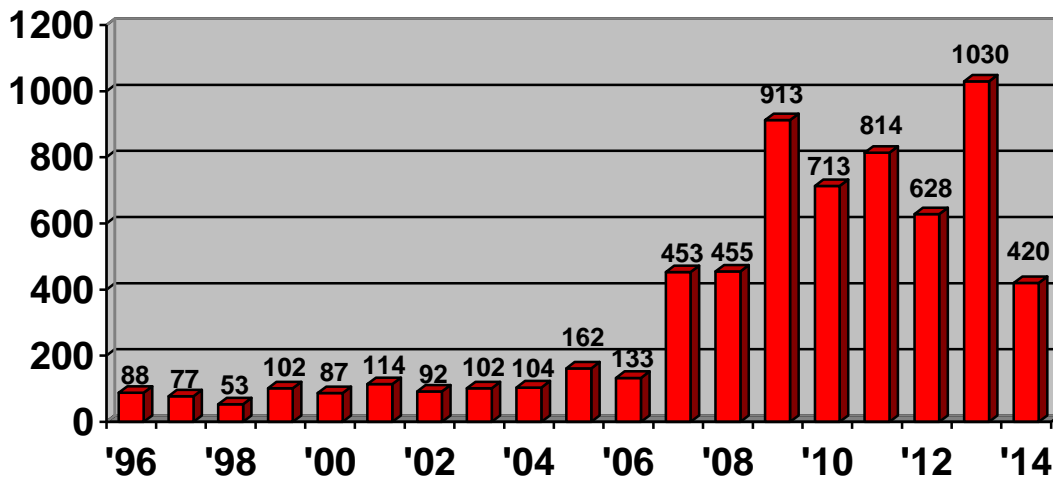
Felonies included:

Assault
 Criminal Sexual Contact
 Passing Bad Checks
 DUI
 Possession of Controlled Substance
 Grand Larceny
 Possession of Unregistered Firearm

Delivery of Controlled Substance
 Aggravated Robbery
 Criminal Non-Support
 Grand Theft
 Sexual Conduct
 Burglary

*Some permit holders had multiple charges, however only the most serious charge is represented.

DENIALS



REVOCATIONS 2nd QUARTER 2014

80 Concealed Carry Permits were revoked during the 2nd quarter of 2014. Listed below are the reasons for revocation.

REASON	APR '14	MAY '14	JUN '14
ALCOHOL VIOLATION	11	10	7
PROTECTIVE ORDER	3	6	1
WANTED PERSON	0	0	0
FIREARM OFFENSE	3	0	0
THREAT TO SELF/OTHERS	3	1	2
DOMESTIC VIOLENCE	2	2	1
MORAL TURPITUDE	5	5	4
CONTROLLED SUBSTANCE	3	1	1
FELONY	2	3	3
INSUFFICIENT FINGERPRINTS	0	0	0
OTHER	1	0	0
TOTAL	33	28	19

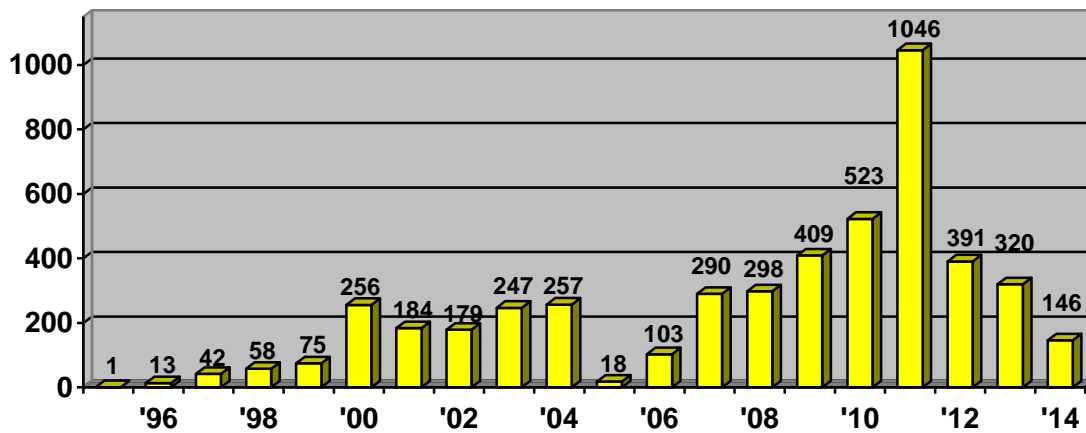
Felonies included:

Possess Drugs with Intent to Distribute
Sex Offense
Elude Officers

Sex Exploitation of a Minor
Possession of a Controlled Substance
DUI

*Some permit holders had multiple charges, however only the most serious charge is represented.

REVOCATIONS



SUSPENSIONS 2nd QUARTER 2014

775 Concealed Carry Permits were suspended during the 2nd quarter of 2014. Listed below are the reasons for suspension.

REASON	APR '14	MAY '14	JUN '14
ALCOHOL VIOLATION	12	5	3
PROTECTIVE ORDER	2	2	4
WANTED PERSON	7	1	4
FIREARM OFFENSE	1	0	0
THREAT TO SELF/OTHERS	2	4	2
DOMESTIC VIOLENCE	0	1	0
MORAL TURPITUDE	14	6	4
CONTROLLED SUBSTANCE	2	2	1
FELONY	11	5	4
INSUFFICIENT FINGERPRINTS	165	264	243
OTHER	3	1	0
TOTAL	219	291	265

Felonies included:

<ul style="list-style-type: none"> Child Abuse Possession with Intent to Distribute Forgery Grand Theft Assault Fraud 	<ul style="list-style-type: none"> Unemployment Fraud Aggravated Assault Sex Exploitation of a Minor Child Sex Abuse Strangulation Theft
---	--

*Some permit holders had multiple charges, however only the most serious charge is represented.

SUSPENSIONS

