



**BUREAU OF CRIMINAL
IDENTIFICATION**

**FIREARM
STATISTICAL
REVIEW**

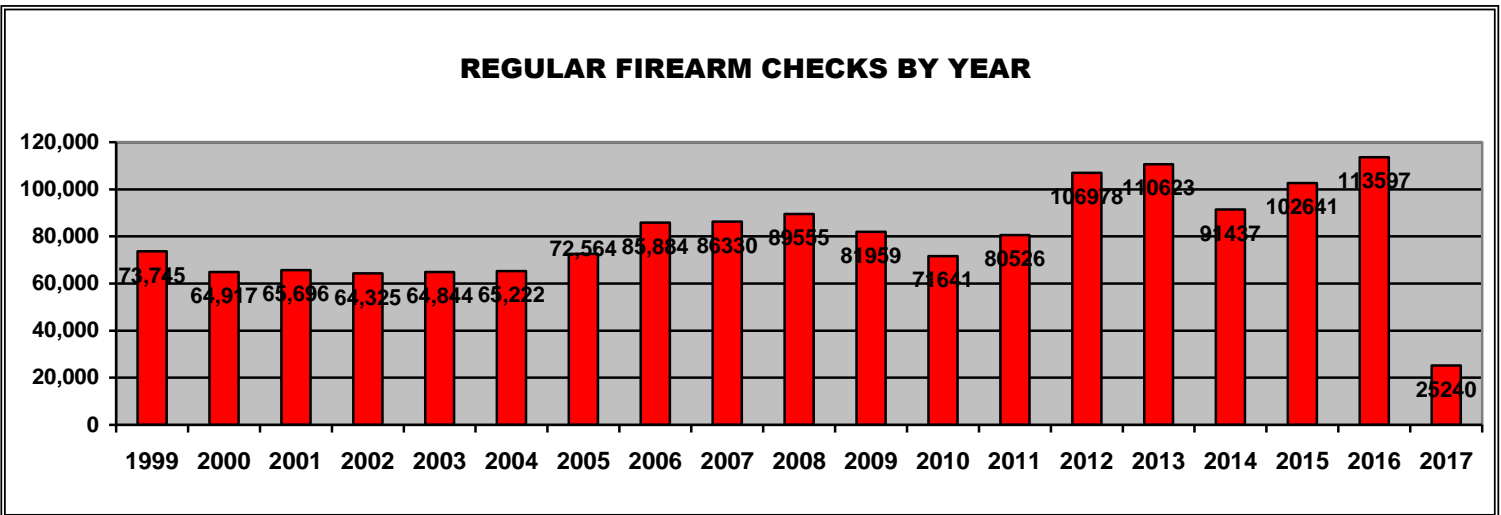
FIRST QUARTER 2017

Brady Monthly Totals (12 Months) REGULAR FIREARM CHECKS (Not Individual Sales)

Month	Total	Denials	Denial Reasons										Denial %
			WAR	Fel	State	D V	Drug	Ment	IA	P O	PF	DD	
Mar '17	9421	131	0	26	19	19	20	12	3	22	10	0	1.39%
Feb '17	9207	158	27	32	17	19	20	5	3	21	14	0	1.72%
Jan '17	6612	118	39	18	14	10	17	2	0	13	5	0	1.78%
Dec '16	16704	242	72	51	23	22	22	10	4	32	5	1	1.45%
Nov '16	13251	178	49	32	27	16	18	7	1	22	6	0	1.34%
Oct '16	9266	161	54	29	17	11	18	4	6	20	2	0	1.74%
Sep '16	8402	207	62	49	20	17	23	4	7	19	6	0	2.46%
Aug '16	7333	211	49	58	12	12	31	8	6	24	11	0	2.88%
Jul '16	7649	182	47	54	15	15	18	10	2	13	8	0	2.38%
Jun '16	8248	155	40	33	16	8	24	6	2	17	9	0	1.88%
May '16	7041	187	50	62	16	12	23	4	2	12	6	0	2.66%
Apr '16	8109	199	48	54	19	14	27	9	2	19	7	0	2.45%
TOTALS	111,243	2129	537	498	215	175	261	81	38	234	89	1	1.91%

* Note: WAR = Warrant, Fel = Felony, State = State Prohibitor, DV = Domestic Violence, Drug = Drug Prohibitor, Ment = Mental Defective, IA = Illegal Alien, P O = Protective Order, PF = Pending Felony, DD = Dishonorable Discharge

REGULAR FIREARM CHECKS BY YEAR



FIREARM CHECKS BY COUNTY

FIRST QUARTER 2017

There were 25,240 regular firearm requests to purchase or redeem weapons during the 1st quarter of 2017. 407 requests were denied. The following tables reflect transfer requests by county, and the % of checks.

COUNTY	REQUESTS	PERCENT	COUNTY	REQUESTS	PERCENT
BEAVER	234	.93%	PIUTE	1	.004%
BOX ELDER	189	.75%	RICH	8	.03%
CACHE	951	3.77%	SALT LAKE	7510	29.75%
CARBON	219	.87%	SAN JUAN	49	.19%
DAGGETT	0	0%	SANPETE	207	.82%
DAVIS	2412	9.56%	SEVIER	339	1.34%
DUCHESNE	238	.94%	SUMMIT	88	.35%
EMERY	58	.23%	TOOELE	741	2.9%
GARFIELD	11	.04%	UINTAH	707	2.8%
GRAND	89	.35%	UTAH	5367	21.26%
IRON	858	3.4%	WASATCH	213	.84%
JUAB	94	.37%	WASHINGTON	1801	7.1%
KANE	86	.34%	WAYNE	17	.07%
MILLARD	165	.65%	WEBER	2536	9.5%
MORGAN	52	.21%	TOTAL	25,240	100%

- All percentages rounded
- Recording process for counties corrected in October 2014

DENIALS

Month	Total	Denials	Denial Reasons										Denial %
			WAR	Fel	State	*D V	Drug	Ment	IA	*P O	PF	DD	
Mar '17	9421	131	0	26	19	19	20	12	3	22	10	0	1.39%
Feb '17	9207	158	27	32	17	19	20	5	3	21	14	0	1.72%
Jan '17	6612	118	39	18	14	10	17	2	0	13	5	0	1.78%

* Note: WAR = Warrant, Fel = Felony, State = State Prohibitor, DV = Domestic Violence, Drug = Drug Prohibitor, Ment = Mental Defective, IA = Illegal Alien, PO = Protective Order, PF = Pending Felony, DD = Dishonorable Discharge

2,037 Regular Firearm Requests were pawn redemptions, of which 53 (2.6%) were denied.
 23,203 Regular Firearm Requests were sales of new or used weapons, of which 354 (1.5%) were denied.

There were 25,903 requests for Concealed Firearm Permit Verifications for the 1st Qtr. of 2017 for the purchase or redemption of firearms.

CONCEALED FIREARMS 1st QUARTER 2017

OVERVIEW

698,920 Total Valid Permits as of March 31, 2017

454,112 Permit Holders are non-residents

244,808 Permit Holders are Utah residents

17,825 Permits Issued 1st Quarter

15,226 Permits Renewed 1st Quarter

365 Applications Denied 1st Quarter

71 Permits Revoked 1st Quarter

129 Permits Suspended 1st Quarter

565 new concealed carry applications or active concealed firearm permits were denied, revoked or suspended during the 1st quarter of 2017. The applicant has the right to appeal to the Concealed Firearm Review Board, which will review the reason for denial. Approximately 20 revocation, denial, and suspension appeals are reviewed by the Concealed Firearm Review Board each quarter; the Board overturns approximately 1% after review.

A permit application may be denied for any of the following reasons:

1. Felony conviction
2. Convicted of an offense involving the use of alcohol
3. Convicted of a crime of violence
4. Convicted of any offenses involving controlled substance
5. Convicted of an offense of moral turpitude (fraud, theft, tax evasion, issuing bad checks, robbery, bribery, perjury, extortion, arson, criminal mischief, falsifying government records, forgery, receiving stolen property, burglary, vandalism, kidnapping)
6. Convicted of an offense involving domestic violence
7. Has been adjudicated as mentally incompetent
8. Is not qualified to purchase and possess a dangerous weapon or handgun pursuant to federal or Utah state law
9. Cause to believe applicant may be a danger to self or others by evidence including but not restricted to:
 - A. Past pattern of behavior involving unlawful violence or threats of unlawful violence
 - B. Past participation in incidents involving unlawful violence or threats of unlawful violence
 - C. Conviction of any offense in involving weapons violations
10. Submitting insufficient fingerprints for the Federal Bureau of Investigation to conduct a search of its files for criminal history information.

When assessing good character the bureau may consider mitigating circumstances. Mitigating circumstances may include length of time since an offense, number of offenses, and type of offenses.

DENIALS 1st QUARTER 2017

364 Concealed Carry Permit applications were denied during the 1st quarter of 2017. Listed below are the reasons for denial.

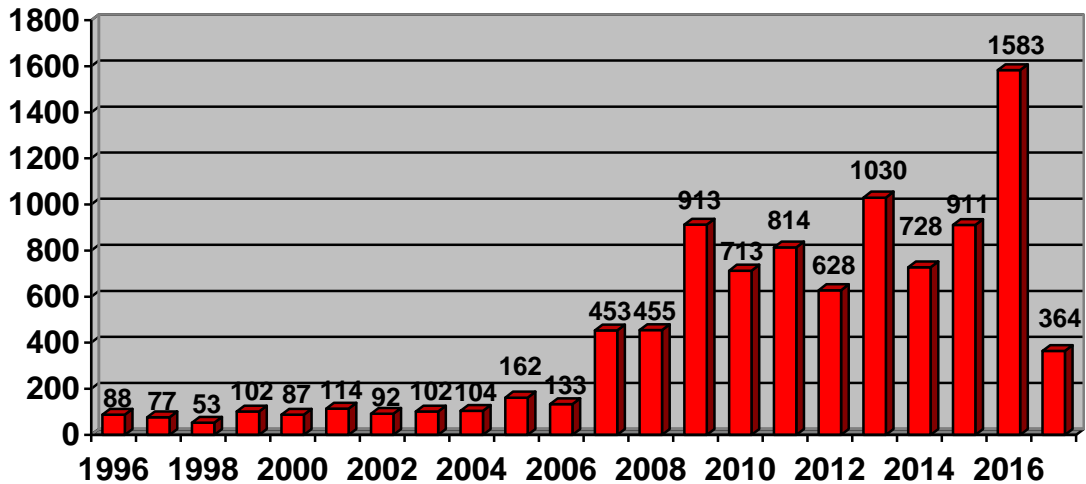
REASON	JAN '17	FEB '17	MAR '17
ALCOHOL VIOLATION	21	21	39
PROTECTIVE ORDER	4	4	4
WANTED PERSON	1	2	0
FIREARM OFFENSE	0	2	2
THREAT TO SELF/OTHERS	0	3	3
DOMESTIC VIOLENCE	10	9	17
MORAL TURPITUDE	20	14	27
CONTROLLED SUBSTANCE	8	6	12
FELONY	28	21	25
INSUFFICIENT FINGERPRINTS	7	7	21
OTHER	10	9	7
TOTAL	109	98	157

Felonies included:

<ul style="list-style-type: none"> Negligent Homicide Burglary Possession of Controlled Substance Lewdness by a Sex Act Grand Theft Conspiracy 	<ul style="list-style-type: none"> DUI Fraud Domestic Violence Possession of Explosives Criminal Driving Sex Abuse of a Child
--	---

*Some permit holders had multiple charges, however only the most serious charge is represented.

DENIALS



REVOCATIONS 1st QUARTER 2017

71 Concealed Carry Permits were revoked during the 1st quarter of 2017. Listed below are the reasons for revocation.

REASON	JAN '17	FEB '17	MAR '17
ALCOHOL VIOLATION	27	4	2
PROTECTIVE ORDER	0	1	0
WANTED PERSON	0	0	0
FIREARM OFFENSE	0	0	0
THREAT TO SELF/OTHERS	7	0	0
DOMESTIC VIOLENCE	4	1	0
MORAL TURPITUDE	14	1	0
CONTROLLED SUBSTANCE	1	0	0
FELONY	7	0	0
INSUFFICIENT FINGERPRINTS	0	0	2
OTHER	0	0	0
TOTAL	60	7	4

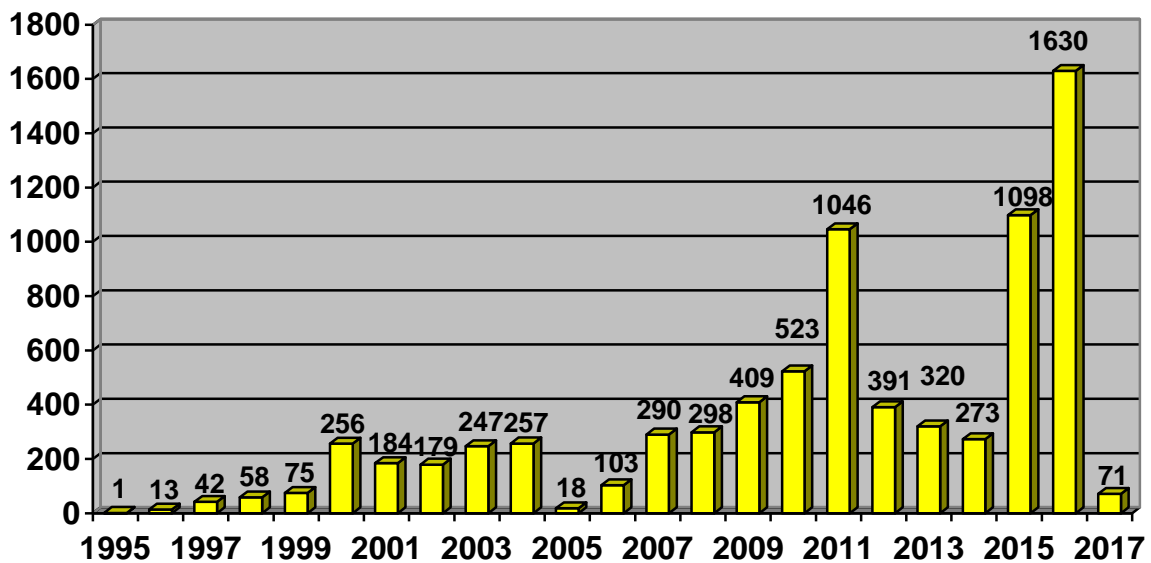
Felonies included:

Theft by Receiving
 Unlawful Sex Activity with a Minor
 Stalking

Fleeing
 Theft
 Sexual Exploitation of a Minor

*Some permit holders had multiple charges, however only the most serious charge is represented.

REVOCATIONS



SUSPENSIONS 1st QUARTER 2017

129 Concealed Carry Permits were suspended during the 1st quarter of 2017. Listed below are the reasons for suspension.

REASON	JAN '17	FEB '17	MAR '17
ALCOHOL VIOLATION	3	1	0
PROTECTIVE ORDER	21	25	1
WANTED PERSON	12	13	0
FIREARM OFFENSE	3	1	0
THREAT TO SELF/OTHERS	4	0	0
DOMESTIC VIOLENCE	0	0	1
MORAL TURPITUDE	8	2	0
CONTROLLED SUBSTANCE	2	2	0
FELONY	14	10	4
INSUFFICIENT FINGERPRINTS	0	0	0
OTHER	2	0	0
TOTAL	69	54	6

Felonies included:

Child Abuse
 Aggravated Assault
 Fraud
 Enticing a Minor

Manslaughter
 Rape
 Sexual Abuse of a Child
 Forcible Sodomy

*Some permit holders had multiple charges, however only the most serious charge is represented.

SUSPENSIONS

