

# CIU

A REPORT ON CRIME IN UTAH AS  
REPORTED BY LAW ENFORCEMENT  
AGENCIES

Utah Department of Public Safety  
Bureau of Criminal Identification



## 2015 Crime in Utah Report

Keith D. Squires, Commissioner  
Alice Moffat, Bureau Chief

## Table of Contents

### Contents

---

2015 CRIME IN UTAH REPORT INTRODUCTION .....	4
Acknowledgements.....	5
Non-Participating Agencies and County Coverage .....	7
Crime Factors .....	8
Index Crimes.....	9
Summary Based Reporting and Incident Based Reporting .....	10
Scoring of Offenses .....	11
2015 Summary Analysis .....	12
Crime Clock .....	13
Crime Cycle.....	14
SUMMARY BASED REPORTING.....	15
Index Crimes by Agency .....	16
Arrest Data by Agency.....	22
Arrest Data by Offense.....	27
Crime Trends.....	29
Homicide .....	30
Rape .....	34
Robbery.....	36
Aggravated Assault.....	38
Burglary.....	40
Larceny / Theft .....	42
Motor Vehicle Theft .....	44
Property Stolen and Recovered .....	46
Ten Year Trends .....	47
Index Crimes .....	47
Homicides.....	48
Rapes.....	49
Robberies .....	50
Aggravated Assaults.....	51

Burglaries .....	52
Larcenies .....	53
Motor Vehicle Thefts .....	54
Hate Crimes.....	55
Officers Assaulted .....	57
Law Enforcement Employees per Agency.....	60
INCIDENT BASED REPORTING.....	66
Incident Based Reporting - Acknowledgements .....	67
Crimes Against Persons.....	68
Crimes Against Property .....	71
Crimes Against Society and IBR Totals .....	74
IBR Domestic Violence Analysis .....	77
Group B Arrest Breakdown .....	80
Clearance Rates.....	83
GLOSSARY .....	85

## 2015 CRIME IN UTAH REPORT INTRODUCTION

---

This *2015 Crime in Utah* report is published by the Utah Department of Public Safety's Bureau of Criminal Identification (BCI) to give governmental leaders and citizens a better understanding of criminal activity in the state. The report is a compilation of crime data reported by local law enforcement agencies throughout the state. The data is reported under the guidelines of the Uniform Crime Reporting (UCR) program, a national program which uses generic crime definitions to ensure that crime data is comparable across political boundaries. BCI forwards data collected from Utah law enforcement agencies to the FBI, who in turn combines it with data from other states to compile and publish an annual report called *Crime in the United States*.

UCR data is collected in two formats: "summary based reporting" which has undergone only minor changes since the 1930s and "incident based reporting" (IBR) which uses computer technology to collect more detailed information. 76 agencies in Utah submitted IBR data in 2015, accounting for 52.41% of the agencies and covering 77.70% of Utah's population. 69 agencies in Utah (or 47.59%) submitted summary based data, or did not submit any data.

In the summary based system, crimes are divided into two categories: *Part I Crimes*, which include criminal homicide (murder, non-negligent manslaughter, and manslaughter by negligence), forcible rape (which is defined by the UCR program as the carnal knowledge of a female forcibly and against her will), robbery, aggravated assault, burglary, larceny-theft, motor vehicle theft, and arson; and *Part II Crimes*, which include all other non-traffic crimes. The Part I crimes, except manslaughter by negligence, make up the "crime index" used by the FBI to track our nation's crime situation. Therefore, these crimes are often referred to as "index crimes." The number of known offenses and arrests are reported on Part I Crimes, while only arrests are reported on Part II Crimes. If multiple Part I offenses are committed in the same criminal episode, only the most serious offense is reported.

The Part I Crimes are also categorized as *violent crimes* (murder and non-negligent manslaughter, forcible rape, robbery, and aggravated assault) and *property crimes* (burglary, larceny-theft, motor vehicle theft, and arson) for analysis purposes.

**The statistics presented in this report are only as accurate as the data provided by the local law enforcement agencies.**

Several law enforcement agencies in Utah do not submit their crime statistics to BCI, but forward them directly to the FBI. Such entities include military installations, national parks, and tribal lands. To view the crime statistics for such agencies, please refer to the FBI's *Crime in the United States* publication.

The FBI has made the determination to transition from Summary reporting to NIBRS reporting by January 2021.

## Acknowledgements

The Department of Public Safety would like to acknowledge and recognize the following law enforcement agencies for their dedication to the UCR/IBR programs. Without their efforts to provide BCI with their crime data, this report would not be possible.

### **BEAVER COUNTY AGENCIES**

Beaver County Sheriff

### **BOX ELDER COUNTY AGENCIES**

Box Elder County Sheriff  
Brigham City PD  
Garland PD  
Perry PD  
Tremonton PD  
Willard PD

### **CACHE COUNTY AGENCIES**

Cache County Sheriff  
Cache-Rich Drug Task Force  
Logan PD  
North Park PD  
Smithfield PD  
Utah State University PD

### **CARBON COUNTY AGENCIES**

Carbon County Sheriff  
East Carbon PD  
Helper PD  
Price PD  
Utah State University – Eastern PD

### **DAGGETT COUNTY AGENCIES**

Daggett County Sheriff

### **DAVIS COUNTY AGENCIES**

Davis County Sheriff  
Bountiful PD  
Centerville PD  
Clearfield PD  
Clinton PD  
Davis Metro Narcotics Strike Force  
Farmington PD  
Kaysville PD  
Layton PD  
North Salt Lake PD  
Sunset PD  
Syracuse PD  
West Bountiful PD  
Woods Cross PD

### **DUCHESNE COUNTY AGENCIES**

Duchesne County Sheriff  
Roosevelt PD  
Myton PD

### **EMERY COUNTY AGENCIES**

Emery County Sheriff

### **GRAND COUNTY AGENCIES**

Grand County Sheriff  
Moab PD

### **IRON COUNTY AGENCIES**

Iron County Sheriff  
Brian Head Marshal  
Cedar City PD  
Enoch PD  
Parowan PD  
Southern Utah University PD

### **JUAB COUNTY AGENCIES**

Juab County Sheriff  
Nephi PD

### **KANE COUNTY AGENCIES**

Kane County Sheriff  
Big Water Marshal  
Kanab PD

### **MILLARD COUNTY AGENCIES**

Millard County Sheriff

### **MORGAN COUNTY AGENCIES**

Morgan County Sheriff

### **PIUTE COUNTY AGENCIES**

Piute County Sheriff

### **RICH COUNTY AGENCIES**

Rich County Sheriff

### **SALT LAKE COUNTY AGENCIES**

Unified Police Dept Of Greater Salt Lake  
Bluffdale PD  
Cottonwood Heights PD  
Draper PD  
Granite School District PD  
Murray PD  
Salt Lake City PD  
Sandy PD  
South Jordan PD  
South Salt Lake PD  
University of Utah PD  
West Jordan PD  
West Valley City PD

### **SAN JUAN COUNTY AGENCIES**

San Juan County Sheriff  
Blanding PD  
Monticello PD

*continued*

**SANPETE COUNTY AGENCIES**

Sanpete County Sheriff  
Centerfield PD  
Ephraim PD  
Fairview PD  
Moroni PD  
Mt. Pleasant PD  
Snow College Public Safety  
Spring City PD

**SEVIER COUNTY AGENCIES**

Sevier County Sheriff  
Richfield PD  
Salina PD

**SUMMIT COUNTY AGENCIES**

Summit County Sheriff  
Kamas PD  
Park City PD

**TOOELE COUNTY AGENCIES**

Tooele County Sheriff  
Grantsville PD  
Stockton PD  
Tooele PD

**UINTAH COUNTY AGENCIES**

Uintah County Sheriff  
Naples PD  
Uintah Basin Gang Unit  
Vernal PD

**UTAH COUNTY AGENCIES**

Utah County Sheriff  
American Fork/Cedar Hills PD  
Brigham Young University PD  
Lehi PD  
Lindon PD  
Lone Peak PD  
Mapleton PD  
Orem DPS  
Payson PD  
Pleasant Grove PD  
Provo PD  
Salem PD  
Santaquin/Genola PD  
Saratoga Springs PD  
Spanish Fork PD  
Springville PD  
Utah County Attorney - Investigations  
Utah County Major Crimes Task Force  
Utah Valley University PD

**WASATCH COUNTY AGENCIES**

Wasatch County Sheriff  
Heber City PD

**WASHINGTON COUNTY AGENCIES**

Washington County Sheriff  
Hurricane PD  
La Verkin PD  
Santa Clara – Ivins Public Safety  
Springdale PD  
St. George PD  
Washington City PD

**WAYNE COUNTY AGENCIES**

Wayne County Sheriff

**WEBER COUNTY AGENCIES**

Weber County Sheriff  
Harrisville PD  
North Ogden PD  
Ogden PD  
Pleasant View PD  
Riverdale PD  
Roy PD  
South Ogden PD  
Weber Morgan Narcotics Strike Force  
Weber State University PD

**STATE OR REGIONAL AGENCIES**

Utah Division of Wildlife Resources  
Utah Highway Patrol  
Utah Parks and Recreation  
Utah Transit Authority PD

## Non-Participating Agencies and County Coverage

The population represented by the participating agencies listed on the previous pages constitutes 99.46% of the state. The population represented by non-participating agencies constitutes 0.54% of the state.

### County Population Coverage:

#### Non-Participating Agencies:

County	Agency
Beaver	Minersville Marshal
Box Elder	Mantua PD
Carbon	Wellington PD
Garfield	Garfield Co So
Salt Lake	Alta Marshal
Sanpete	Fountain Green PD
Sanpete	Gunnison PD
Washington	Hildale PD
Washington	Dixie State University PD

Agency	Population	Population covered by Submitting Agencies	Percent of Population Covered
BEAVER COUNTY TOTALS	6,354	5,485	86.32%
BOX ELDER COUNTY TOTALS	52,097	51,365	98.59%
CACHE COUNTY TOTALS	120,783	120,783	100.00%
CARBON COUNTY TOTALS	20,479	18,858	92.08%
DAGGETT COUNTY SHERIFF	1109	1109	100.00%
DAVIS COUNTY TOTALS	336,043	336,043	100.00%
DUCHESNE COUNTY TOTALS	20,862	20,862	100.00%
EMERY COUNTY SHERIFF	10,370	10,370	100.00%
GARFIELD COUNTY SHERIFF	5,009		0.00%
GRAND COUNTY TOTALS	9,516	9,516	100.00%
IRON COUNTY TOTALS	48,368	48,368	100.00%
JUAB COUNTY TOTALS	10,594	10,594	100.00%
KANE COUNTY TOTALS	7,131	7,131	100.00%
MILLARD COUNTY SHERIFF	12,645	12,645	100.00%
MORGAN COUNTY SHERIFF	11,065	11,065	100.00%
PIUTE COUNTY SHERIFF	1,517	1,517	100.00%
RICH COUNTY SHERIFF	2,311	2,311	100.00%
SALT LAKE COUNTY TOTALS	1,107,314	1,106,924	99.96%
SAN JUAN COUNTY TOTALS	15,772	15,772	100.00%
SANPETE COUNTY TOTALS	28,778	24,457	84.99%
SEVIER COUNTY TOTALS	20,984	20,984	100.00%
SUMMIT COUNTY TOTALS	39,633	39,633	100.00%
TOOELE COUNTY TOTALS	62,952	62,952	100.00%
UINTAH COUNTY TOTALS	37,928	37,928	100.00%
UTAH COUNTY TOTALS	575,205	575,205	100.00%
WASATCH COUNTY TOTALS	29,161	29,161	100.00%
WASHINGTON COUNTY TOTALS	155,602	152,675	98.12%
WAYNE COUNTY SHERIFF	2,692	2,692	100.00%
WEBER COUNTY TOTALS	243,645	243,645	100.00%
<b>STATE TOTALS</b>	<b>2,995,919</b>	<b>2,980,050</b>	<b>99.47%</b>

## Crime Factors

In order to produce a meaningful statistical profile of crime within the State of Utah, each law enforcement agency is asked to participate in the Uniform Crime Reporting (UCR) program, reporting data on crimes that became known to law enforcement within their jurisdiction. Utah uses the same offense classifications used in the national UCR program so that the resulting crime statistics are comparable to those compiled across the nation.

In the UCR program, crimes are divided into two categories: Part I Crimes (or “Index Crimes”), which include homicide and non-negligent manslaughter, forcible rape, robbery, aggravated assault, burglary, larceny, motor vehicle theft, and arson; and Part II crimes, which include all other non-traffic offenses. If more than one Part I offense is committed in the same criminal episode, only the most serious offense is reported. Only arrest data is collected on the Part II crimes.

Crime rates in this publication are based on the stable population of the municipality. Although transient populations definitely impact the volume and nature of crime, it is impractical to base crime rate calculations on these fluctuating populations. Therefore, a municipality with high transient populations may have a higher crime rate than another municipality of similar size. *Characteristics of the community influence criminal activity and should be considered when attempting to interpret crime statistics presented herein.* Below are some factors which will affect the type and volume of crime that occurs and is subsequently reported in a given location.

- Density and size of the population of the community and of the surrounding area.
- Relative stability of the population, including seasonal, commuter, and other transient populations.
- Composition of the population, particularly with reference to age, sex, and socioeconomic status.
- Economic status, including job availability and mores of the population.
- Climate, including seasonal weather conditions.
- Cultural conditions such as educational levels, recreational opportunities, and religious characteristics.
- Effective strength of law enforcement, including cooperation of neighboring agencies, reservations and federal law enforcement agencies.
- Administrative and investigative emphasis and efficiency of the local law enforcement agency, including the degree of adherence to crime reporting standards.
- Policies of other components of the criminal justice system (i.e., prosecutorial, judicial, correctional, and probational).
- Attitudes of the public toward law enforcement and their crime reporting practices.

***This report reflects crime in Utah as far as it is completely and accurately reported by local law enforcement agencies to the Utah Bureau of Criminal Identification.***



## Index Crimes

Data for “Index Crimes by Agency” (formerly the “Local Agency Overview”) is compiled from information that local agencies submit to BCI. Refer to the Glossary section for definitions of the offenses listed below. Offenses are defined according to the FBI Uniform Crime Reporting definitions, which may vary from state or local crime statutes.

Law enforcement agencies (state, county and city) report the number of offenses that become known to them in the following crime categories:

1. Criminal Homicide
  - a. Murder and Non-Negligent Manslaughter
  - b. Manslaughter by Negligence (not an index crime)
  
2. Forcible Rape
  - a. Rape by Force
  - b. Attempts to Commit Forcible Rape
  
3. Robbery
  - a. Firearm
  - b. Knife or Cutting Instrument
  - c. Other Dangerous Weapon
  - d. Strong-Arm (Hands, Fists, Feet, etc.)
  
4. Assault
  - a. Firearm
  - b. Knife or Cutting Instrument
  - c. Other Dangerous Weapon
  - d. Hands, Fists, Feet, etc, Aggravated
  - e. Simple Assault (not an index crime)
  
5. Burglary
  - a. Forcible Entry
  - b. Unlawful Entry - No Force
  - c. Attempted Forcible Entry
  
6. Larceny-Theft
  
7. Motor Vehicle Theft
  - a. Autos
  - b. Trucks and Buses
  - c. Other Vehicles
  
8. Arson

## Summary Based Reporting and Incident Based Reporting

Law enforcement agencies submit their statistical information in one of two different formats: the older “summary based reporting” system and “incident based reporting” which is also referred to as “IBR” or “NIBRS.”

Generally, offenses of law occur singly as opposed to many being committed simultaneously. In these single-offense situations it must be decided whether the crime was one of the “Index Crimes”, and if so, it is scored accordingly (homicide, rape, robbery, etc.). However, if several offenses are committed at the same time by a person or a group of persons, the crimes are reported using a hierarchy approach in classifying and scoring. (e.g., during a convenience store robbery the store clerk is killed, a customer assaulted, merchandise stolen, and a customer’s car stolen.) Agencies that submit their data using the summary based method must report this crime under the guidelines of the FBI’s Hierarchy rule, in which only the most serious offense is counted, and the others are ignored for statistical reporting purposes. In the example above, only the murder of the clerk would be counted in the agency’s UCR statistics, and for statistical reporting purposes it would be as if the other crimes did not occur.

Agencies utilizing the incident based method of reporting do not use the Hierarchy Rule, so all criminal events in an incident are counted statistically. In the example above, the homicide, the assault, the theft, and the motor vehicle theft are all counted.

The data shown in the following “Index Crimes by Agency” (or “Local Agency Overview”) reports the statistics for all agencies *as if they were all reporting using the summary based format*. The data from the incident based agencies is converted into summary based data that the agency would have reported, had it been a summary based agency. The uniformity in reporting allows for more direct comparisons between agencies.

When viewing the data for the incident based agencies, starting on page 65, keep in mind that direct comparisons between the “Crime by Agency” and the “Incident Based Data” cannot be made because of the different nature of their methodologies. *If an agency submits data using the incident based format, the data seen for that agency in the “incident based” section is more accurate than the data seen for that same agency in the “Crime by Agency.”*

## Scoring of Offenses

Using the summary based reporting format, only those offenses *that became known to law enforcement* for Part I crimes and simple assault are counted under the Uniform Crime Reporting program. The method of scoring offenses varies with the type of crime committed.

For murder and non-negligent manslaughter, negligent manslaughter, forcible rape, aggravated assault and simple assault, one offense is scored for each victim, regardless of the number of offenders involved. For example, two offenders could be involved in the murder of one victim and in this case only one murder would be scored. If one offender murdered two victims, two homicides would be scored.

For robbery and larceny, one offense is scored for each distinct operation which is separate in time and place. The number of victims in any one operation does not determine the number of offenses. For example, if seven patrons in a bar are robbed, only one robbery is scored.

For burglary, one offense is scored for each structure which is illegally entered.

For motor vehicle theft, one offense is scored for each vehicle stolen.

In the summary based reporting system, arrest data is counted for 29 "Part II" crimes; including, but not limited to drug offenses, DUI, forgery, counterfeiting, fraud, etc. The summary based system only counts the number of persons arrested. The Hierarchy Rule is also applied to scoring the arrests. If one person is arrested for homicide, rape, motor vehicle theft, possession of narcotics and weapon law violations, only the arrest for the homicide rule is counted, as that is the most serious crime.

## 2015 Summary Analysis

The population figures used in this report are based on data received from the U.S. Census Bureau. The U.S. Census Bureau's web site for population totals and the methodology used is located here:

<http://www.census.gov/popest/data/index.html>

- In 2015, a total of **94,947** index crimes were committed, which indicates an **8.37% increase in the overall number of index crimes** from 2014.
- The number of **violent crimes increased 13.74%** from the previous year; with an increase in the number of rapes (14.79%), robberies (4.09%), aggravated assaults (17.33%) and a decrease in homicides (3.57%).
- **Property crime increased 7.99%**. All property crimes increased this year, burglary (11.93%), larceny (5.89%), motor vehicle theft (22.79%), and arson (6.73%).
- Firearms were used in 56.90% of the homicides reported.
- 13.41% of the homicides reported involved family relationships, 79.27% did not, and in 7.32% of the homicides the victim/offender relationship was unknown.
- The value of reported property stolen in 2015 amounted to \$104,721,085. Of that amount, \$33,800,919 was recovered, indicating a 32.28% recovery rate.
- **Residential burglaries accounted for approximately 70.26% of all burglaries**. Of all residential burglaries, approximately 63.23% were known to be committed during daytime hours (6:00 am to 6:00 pm), 26.01% were known to be committed during nighttime hours (6:00 pm to 6:00 am), and the time of day could not be established for approximately 10.76% of reported residential burglaries.
- Reported hate crimes decreased from 62 in 2014 to 59 in 2015, a 4.84% decrease.
- There were 117,130 arrests reported in 2015. This is up 0.07% from 2014.

## Crime Clock

**On the average, one *INDEX CRIME* is reported every 6.00 minutes in the state of Utah.**



The Crime Clock should be viewed with care. Being an aggregate representation of summary based UCR data, it is designed to convey the annual reported crime experience by showing the relative frequency in occurrence of the Index Offenses. This mode of display should not be taken to imply regularity in the commission of the Part I Offenses; rather, it represents the annual ratio of crime to fixed time intervals.

Crime Cycle

**Average number of index crimes reported in a 24 hour period in Utah.**



The Crime Cycle should be viewed with care. Being an aggregate representation of summary based UCR data, it is designed to convey the annual reported crime experience by showing the relative frequency in occurrence of the Index Offenses. This mode of display should not be taken to imply regularity in the commission of the Part I Offenses; rather, it represents the annual ratio of crime to fixed time intervals.

## SUMMARY BASED REPORTING

---

The information in this section is presented in the summary based format. Information from incident based agencies is converted into what that agency would have submitted had it been a summary based agency. This allows for a more direct comparison between agencies.

Crime Rate per 1,000 shows how many crimes occurred per every 1,000 residents of the jurisdiction. However, this does not always reflect an accurate picture of crime in the jurisdiction; it also does not necessarily mean that the residents of that jurisdiction are more or less likely to commit crime than residents of other jurisdictions.

Colleges and universities with their own police departments submit information about crimes that occur on campus property. However, these agencies have a “zero” population, as the census bureau considers the students to be residents of the city or unincorporated area in which they live. Crimes reported by campus police departments are not always committed by students of the school. Many events that occur on a college campus can bring non-students onto the school’s property. The makeup of the area immediately surrounding the college must also be taken into consideration.

Several agencies submitting data to Utah’s UCR database include agencies that cover more than one city or county. Such agencies include Parks and Recreation, Utah Transit Authority, Wildlife Resources, drug task forces, and other such agencies.

Throughout the course of a calendar year existing law enforcement agencies could disband and new agencies could be formed. Agencies do not always submit a full 12 months of data, while some agencies submit a combination of both summary based data and incident based reporting.

The Arrest Data by Agency and the Adult and Juvenile Arrest totals are also presented in the summary based format so that more direct comparisons can be made between agencies.

## Index Crimes by Agency

Data for the Index Crimes by Agency is compiled from information that local agencies submit to BCI. Refer to the Glossary section for definitions of the offenses listed below. Offenses are defined according to the FBI Uniform Crime Reporting definitions, which may vary from the state crime statutes. Data seen here is reported as if each agency reported data using the "summary based" format.

Agency	Population	Homicide	Rape	Robbery	Aggravated Assault	Burglary	Larceny	Motor Vehicle Theft	Arson	Crime Index Totals	Crime Rate per 1000
BEAVER COUNTY SHERIFF	5,485	0	2	0	1	34	95	9	0	141	22.19
MINERSVILLE PD	869	No Data Submitted								0	0.00
<b>BEAVER COUNTY TOTALS</b>	<b>6,354</b>	<b>0</b>	<b>2</b>	<b>0</b>	<b>1</b>	<b>34</b>	<b>95</b>	<b>9</b>	<b>0</b>	<b>141</b>	<b>22.19</b>
BOX ELDER COUNTY SHERIFF	15,449	0	3	0	12	53	131	13	0	212	13.72
BRIGHAM CITY PD	18,752	1	7	4	20	116	293	24	2	467	24.90
TREMONTON PD	8,227	0	4	2	5	73	117	8	1	210	25.53
GARLAND PD	2,448	0	2	0	1	10	53	3	0	69	28.19
MANTUA PD	732	No Data Submitted								0	0.00
WILLARD PD	1,787	0	0	0	3	6	15	4	0	28	15.67
PERRY PD	4,702	0	0	0	2	11	97	2	0	112	23.82
<b>BOX ELDER COUNTY TOTALS</b>	<b>52,097</b>	<b>1</b>	<b>16</b>	<b>6</b>	<b>43</b>	<b>269</b>	<b>706</b>	<b>54</b>	<b>3</b>	<b>1,098</b>	<b>21.08</b>
CACHE COUNTY SHERIFF	45,074	0	8	2	10	53	169	13	1	256	5.68
LOGAN PD	50,371	0	29	1	20	146	722	19	6	943	18.72
NORTH PARK PD	14,556	1	4	0	1	25	225	10	0	266	18.27
SMITHFIELD PD	10,782	0	2	0	1	28	40	2	0	73	6.77
UTAH STATE UNIVERSITY LOGAN	0	0	0	0	0	1	52	0	0	53	0.00
CACHE-RICH DRUG TASK FORCE	0	0	0	0	0	2	2	0	0	4	0.00
<b>CACHE COUNTY TOTALS</b>	<b>120,783</b>	<b>1</b>	<b>43</b>	<b>3</b>	<b>32</b>	<b>255</b>	<b>1,210</b>	<b>44</b>	<b>7</b>	<b>1,595</b>	<b>13.21</b>
CARBON COUNTY SHERIFF	6,799	0	0	1	6	24	53	3	0	87	12.80
PRICE PD	8,378	0	1	1	5	69	324	4	1	405	48.34
HELPER PD	2,112	0	0	0	0	9	23	3	0	35	16.57
WELLINGTON PD	1,621	No Data Submitted								0	0.00
EAST CARBON PD	1,569	0	0	0	2	11	33	0	0	46	29.32
COLLEGE OF EASTERN UTAH PD	0	0	0	0	0	2	45	0	0	47	0.00
<b>CARBON COUNTY TOTALS</b>	<b>20,479</b>	<b>0</b>	<b>1</b>	<b>2</b>	<b>13</b>	<b>115</b>	<b>478</b>	<b>10</b>	<b>1</b>	<b>620</b>	<b>30.27</b>
DAGGETT COUNTY SHERIFF	1109	0	1	0	0	2	7	1	0	11	9.92



Agency	Population	Homicide	Rape	Robbery	Aggravated Assault	Burglary	Larceny	Motor Vehicle Theft	Arson	Crime Index Totals	Crime Rate per 1000
DAVIS COUNTY SHERIFF	26,980	1	3	0	8	36	121	14	0	183	6.78
BOUNTIFUL PD	43,784	1	22	13	24	141	713	78	2	994	22.70
CLEARFIELD PD	30,653	1	8	7	22	99	454	24	3	618	20.16
LAYTON PD	74,143	1	28	12	66	180	1,289	54	8	1,638	22.09
CENTERVILLE PD	16,877	0	11	6	4	68	490	33	2	614	36.38
FARMINGTON PD	22,566	0	6	1	9	62	277	35	2	392	17.37
KAYSVILLE PD	30,472	0	2	1	8	57	167	21	1	257	8.43
NORTH SALT LAKE PD	19,796	0	1	2	12	88	335	26	2	466	23.54
SUNSET PD	5,183	1	0	0	2	12	106	3	0	124	23.92
WEST BOUNTIFUL PD	5,511	0	2	0	1	9	100	12	1	125	22.68
WOODS CROSS PD	11,284	0	0	2	1	18	53	2	0	76	6.74
CLINTON PD	21,399	0	0	2	10	26	222	9	0	269	12.57
SYRACUSE PD	27,395	0	5	0	9	45	276	9	1	345	12.59
DAVIS COUNTY TASK FORCE	0	See Arrest Data								0	0.00
<b>DAVIS COUNTY TOTALS</b>	<b>336,043</b>	<b>5</b>	<b>88</b>	<b>46</b>	<b>176</b>	<b>841</b>	<b>4,603</b>	<b>320</b>	<b>22</b>	<b>6,101</b>	<b>18.16</b>
DUCHESNE COUNTY SHERIFF	13,243	0	16	0	29	87	217	42	2	393	29.68
ROOSEVELT PD	6,980	1	9	3	16	51	263	35	0	378	54.15
MYTON PD	639	0	0	0	0	0	5	0	0	5	7.82
<b>DUCHESNE COUNTY TOTALS</b>	<b>20,862</b>	<b>1</b>	<b>25</b>	<b>3</b>	<b>45</b>	<b>138</b>	<b>485</b>	<b>77</b>	<b>2</b>	<b>776</b>	<b>37.20</b>
EMERY COUNTY SHERIFF	10,370	0	2	1	11	16	87	5	1	123	11.86
GARFIELD COUNTY SHERIFF	5,009	No Data Submitted								0	0.00
GRAND COUNTY SHERIFF	4,281	0	5	0	2	19	25	4	2	57	13.31
MOAB PD	5,235	0	3	0	14	31	149	9	0	206	39.35
<b>GRAND COUNTY TOTALS</b>	<b>9,516</b>	<b>0</b>	<b>8</b>	<b>0</b>	<b>16</b>	<b>50</b>	<b>174</b>	<b>13</b>	<b>2</b>	<b>263</b>	<b>27.64</b>
IRON COUNTY SHERIFF	8,906	0	5	0	19	60	75	8	3	170	19.09
CEDAR CITY PD	30,184	0	14	4	63	81	517	39	6	724	23.99
PAROWAN PD	2,926	0	0	0	4	11	29	3	1	48	16.40
SOUTHERN UTAH UNIVERSITY PD	0	0	1	0	0	8	20	1	1	31	0.00
BRIAN HEAD MARSHAL	87	0	0	0	1	3	15	1	0	20	229.89
ENOCH PD	6,265	0	1	0	23	21	35	6	0	86	13.73
<b>IRON COUNTY TOTALS</b>	<b>48,368</b>	<b>0</b>	<b>21</b>	<b>4</b>	<b>110</b>	<b>184</b>	<b>691</b>	<b>58</b>	<b>11</b>	<b>1,079</b>	<b>22.31</b>

Agency	Population	Homicide	Rape	Robbery	Aggravated Assault	Burglary	Larceny	Motor Vehicle Theft	Arson	Crime Index Totals	Crime Rate per 1000
JUAB COUNTY SHERIFF	5,034	0	1	0	2	15	50	7	0	75	14.90
NEPHI PD	5,560	0	0	0	1	33	116	10	1	161	28.96
<b>JUAB COUNTY TOTALS</b>	<b>10,594</b>	<b>0</b>	<b>1</b>	<b>0</b>	<b>3</b>	<b>48</b>	<b>166</b>	<b>17</b>	<b>1</b>	<b>236</b>	<b>22.28</b>
KANE COUNTY SHERIFF	2,270	0	4	0	9	10	17	9	0	49	21.59
KANAB PD	4,394	0	0	0	7	14	47	5	1	74	16.84
BIG WATER MARSHALS OFFICE	467	0	0	0	1	1	2	0	0	4	8.57
<b>KANE COUNTY TOTALS</b>	<b>7,131</b>	<b>0</b>	<b>4</b>	<b>0</b>	<b>17</b>	<b>25</b>	<b>66</b>	<b>14</b>	<b>1</b>	<b>127</b>	<b>17.81</b>
MILLARD COUNTY SHERIFF	12,645	0	2	2	25	57	132	14	1	233	18.43
MORGAN COUNTY SHERIFF	11,065	No Data Submitted								0	0.00
PIUTE COUNTY SHERIFF	1,517	0	0	0	2	3	7	1	0	13	8.57
RICH COUNTY SHERIFF	2,311	0	0	0	3	4	19	1	0	27	11.68
UNIFIED POLICE DEPT OF GREATER SALT LAKE	339,751	7	121	210	462	1,662	8,842	1,460	35	12,799	37.67
MURRAY PD	49,250	3	26	55	170	440	2,494	253	6	3,447	69.99
SALT LAKE CITY PD	192,672	8	173	470	865	1,939	13,798	1,927	34	19,214	99.72
SOUTH SALT LAKE PD	24,788	1	42	46	129	225	1,251	316	4	2,014	81.25
SANDY PD	93,613	2	32	29	103	548	2,165	203	5	3,087	32.98
WEST JORDAN PD	111,946	0	15	53	232	390	2,750	267	6	3,713	33.17
UNIVERSITY OF UTAH PD	0	0	4	0	8	42	435	29	1	519	0.00
DRAPER PD	46,774	1	13	7	19	199	895	91	3	1,228	26.25
SOUTH JORDAN PD	66,648	0	9	4	21	198	1,275	80	3	1,590	23.86
BLUFFDALE PD	10,931	0	3	1	2	42	84	12	0	144	13.17
ALTA MARSHAL	390	No Data Submitted								0	0.00
WEST VALLEY PD	136,208	8	102	158	478	785	4,273	912	17	6,733	49.43
GRANITE SCHOOL DISTRICT PD	0	0	0	2	7	14	253	0	6	282	0.00
COTTONWOOD HEIGHTS PD	34,343	0	9	8	29	187	729	46	0	1,008	29.35
<b>SALT LAKE COUNTY TOTALS</b>	<b>1,107,314</b>	<b>30</b>	<b>549</b>	<b>1,043</b>	<b>2,525</b>	<b>6,671</b>	<b>39,244</b>	<b>5,596</b>	<b>120</b>	<b>55,778</b>	<b>50.37</b>
SAN JUAN COUNTY SHERIFF	9,918	1	1	0	11	12	63	4	0	92	9.28
BLANDING PD	3,785	0	1	0	6	16	57	5	0	85	22.46
MONTICELLO PD	2,069	0	0	0	1	2	29	0	0	32	15.47
<b>SAN JUAN COUNTY TOTALS</b>	<b>15,772</b>	<b>1</b>	<b>2</b>	<b>0</b>	<b>18</b>	<b>30</b>	<b>149</b>	<b>9</b>	<b>0</b>	<b>209</b>	<b>13.25</b>

Agency	Population	Homicide	Rape	Robbery	Aggravated Assault	Burglary	Larceny	Motor Vehicle Theft	Arson	Crime Index Totals	Crime Rate per 1000
SANPETE COUNTY SHERIFF	10,331	0	0	1	17	25	101	13	0	157	15.20
CENTERFIELD PD	1,387	0	0	0	0	0	1	0	0	1	0.72
EPHRAIM PD	6,857	0	3	0	1	8	35	0	0	47	6.85
FAIRVIEW PD	130	0	0	0	1	2	8	0	0	11	84.62
FOUNTAIN GREEN PD	1,083	No Data Submitted								0	0.00
GUNNISON PD	3,238	No Data Submitted								0	0.00
MORONI PD	1,451	0	0	0	0	1	4	7	0	12	8.27
MT. PLEASANT PD	3,299	0	1	0	4	5	33	4	0	47	14.25
SPRING CITY POLICE DEPARTMENT	1,002	0	0	0	0	2	0	0	0	2	2.00
SNOW COLLEGE PD	0	0	0	0	1	2	19	3	0	25	0.00
<b>SANPETE COUNTY TOTALS</b>	<b>28,778</b>	<b>0</b>	<b>4</b>	<b>1</b>	<b>24</b>	<b>45</b>	<b>201</b>	<b>27</b>	<b>0</b>	<b>302</b>	<b>10.49</b>
SEVIER COUNTY SHERIFF	10,871	1	6	0	12	24	119	5	2	169	15.55
RICHFIELD PD	7,592	0	2	1	5	29	230	5	0	272	35.83
SALINA PD	2,521	0	0	0	2	18	62	7	3	92	36.49
<b>SEVIER COUNTY TOTALS</b>	<b>20,984</b>	<b>1</b>	<b>8</b>	<b>1</b>	<b>19</b>	<b>71</b>	<b>411</b>	<b>17</b>	<b>5</b>	<b>533</b>	<b>25.40</b>
SUMMIT COUNTY SHERIFF	29,452	0	6	2	27	34	388	18	2	477	16.20
KAMAS PD	2,053	0	1	0	0	1	19	1	0	22	10.72
PARK CITY PD	8,128	0	5	2	20	23	235	8	0	293	36.05
<b>SUMMIT COUNTY TOTALS</b>	<b>39,633</b>	<b>0</b>	<b>12</b>	<b>4</b>	<b>47</b>	<b>58</b>	<b>642</b>	<b>27</b>	<b>2</b>	<b>792</b>	<b>19.98</b>
TOOELE COUNTY SHERIFF	18,651	0	10	3	18	71	76	86	5	269	14.42
TOOELE PD	33,157	0	42	16	83	247	838	157	12	1,395	42.07
GRANTSVILLE PD	10,027	0	3	0	9	40	87	14	1	154	15.36
STOCKTON PD	1,117	0	0	0	1	5	1	0	0	7	6.27
<b>TOOELE COUNTY TOTALS</b>	<b>62,952</b>	<b>0</b>	<b>55</b>	<b>19</b>	<b>111</b>	<b>363</b>	<b>1,002</b>	<b>257</b>	<b>18</b>	<b>1,825</b>	<b>28.99</b>
UINTAH COUNTY SHERIFF	24,516	0	13	1	22	41	197	16	2	292	11.91
VERNAL PD	11,200	0	4	2	24	53	390	14	1	488	43.57
NAPLES PD	2,212	0	1	0	1	8	23	8	0	41	18.54
UINTAH BASIN GANG UNIT	0	No Data Submitted								0	0.00
<b>UINTAH COUNTY TOTALS</b>	<b>37,928</b>	<b>0</b>	<b>18</b>	<b>3</b>	<b>47</b>	<b>102</b>	<b>610</b>	<b>38</b>	<b>3</b>	<b>821</b>	<b>21.65</b>
UTAH COUNTY SHERIFF	56,230	2	14	0	22	49	233	18	1	339	6.03
AMERICAN FORK/CEDAR HILLS PD	28,326	0	10	2	15	79	648	39	0	793	28.00
LEHI PD	58,486	0	24	1	25	130	460	54	1	695	11.88

Agency	Population	Homicide	Rape	Robbery	Aggravated Assault	Burglary	Larceny	Motor Vehicle Theft	Arson	Crime Index Totals	Crime Rate per 1000
OREM DPS	94,457	1	8	14	17	196	1,784	123	2	2,145	22.71
PAYSON PD	19,548	0	4	2	5	50	308	16	1	386	19.75
PLEASANT GROVE PD	38,052	0	4	3	9	39	224	15	0	294	7.73
PROVO PD	115,264	0	45	16	77	234	1,972	138	2	2,484	21.55
SPANISH FORK PD	37,935	0	1	2	9	53	353	19	1	438	11.55
SPRINGVILLE PD	32,286	0	11	5	21	68	438	14	0	557	17.25
LONE PEAK PD	28,224	0	7	0	1	46	124	13	0	191	6.77
SALEM PD	8,957	0	1	0	3	8	66	0	0	78	8.71
SANTAQUIN PD	11,991	0	0	0	2	19	86	13	0	120	10.01
BYU PD	0	0	1	0	0	9	141	4	0	155	0.00
LINDON PD	10,810	0	1	0	4	30	202	13	0	250	23.13
MAPLETON PD	9,232	0	0	0	0	17	85	1	0	103	11.16
UTAH VALLEY UNIVERSITY PD	0	0	0	1	0	5	69	2	0	77	0.00
UTAH COUNTY MAJOR CRIMES TASK	0	0	0	0	0	0	5	1	0	6	0.00
UTAH COUNTY ATTY - INVESTIGATI	0	See Arrest Data								0	0.00
SARATOGA SPRINGS PD	25,407	0	4	0	10	27	170	6	5	222	8.74
<b>UTAH COUNTY TOTALS</b>	<b>575,205</b>	<b>3</b>	<b>135</b>	<b>46</b>	<b>220</b>	<b>1,059</b>	<b>7,368</b>	<b>489</b>	<b>13</b>	<b>9,333</b>	<b>16.23</b>
WASATCH COUNTY SHERIFF	14,859	0	1	0	8	20	64	5	0	98	6.60
HEBER CITY PD	14,302	0	3	0	14	31	156	9	1	214	14.96
<b>WASATCH COUNTY TOTALS</b>	<b>29,161</b>	<b>0</b>	<b>4</b>	<b>0</b>	<b>22</b>	<b>51</b>	<b>220</b>	<b>14</b>	<b>1</b>	<b>312</b>	<b>10.70</b>
WASHINGTON COUNTY SHERIFF	13,207	0	5	1	15	47	92	6	0	166	12.57
ST. GEORGE PD	80,202	0	22	12	79	317	981	83	2	1,496	18.65
HURRICANE PD	15,501	0	4	2	17	36	177	16	0	252	16.26
LA VERKIN PD	4,193	0	3	0	3	29	61	9	0	105	25.04
SPRINGDALE PD	556	0	0	0	3	10	22	8	0	43	77.34
WASHINGTON CITY PD	24,299	0	4	1	9	62	385	16	0	477	19.63
HILDALE PD	2,927	No Data Submitted								0	0.00
DIXIE COLLEGE PD	0	No Data Submitted								0	0.00
SANTA CLARA IVINS PUBLIC SAFET	14,717	0	0	0	3	34	94	4	0	135	9.17
<b>WASHINGTON COUNTY TOTALS</b>	<b>155,602</b>	<b>0</b>	<b>38</b>	<b>16</b>	<b>129</b>	<b>535</b>	<b>1,812</b>	<b>142</b>	<b>2</b>	<b>2,674</b>	<b>17.18</b>
<b>WAYNE COUNTY SHERIFF</b>	<b>2,692</b>	<b>No Data Submitted</b>								<b>0</b>	<b>00.00</b>
WEBER COUNTY SHERIFF	60,676	1	10	9	27	125	589	42	1	804	13.25
OGDEN PD	85,444	4	31	85	184	510	3,000	282	11	4,107	48.07
ROY PD	37,964	3	33	3	20	99	584	50	1	793	20.89
SOUTH OGDEN PD	16,955	0	8	1	14	55	235	16	0	329	19.40

Agency	Population	Homicide	Rape	Robbery	Aggravated Assault	Burglary	Larceny	Motor Vehicle Theft	Arson	Crime Index Totals	Crime Rate per 1000
NORTH OGDEN PD	18,446	0	4	2	2	25	211	11	1	256	13.88
RIVERDALE PD	8,666	1	5	5	3	41	490	13	1	559	64.50
WEBER STATE UNIVERSITY PD	0	0	0	0	1	4	50	1	0	56	0.00
HARRISVILLE PD	6,221	0	2	3	6	38	199	14	3	265	42.60
PLEASANT VIEW PD	9,273	1	5	0	6	26	65	8	2	113	12.19
<b>WEBER COUNTY TOTALS</b>	<b>243,645</b>	<b>10</b>	<b>98</b>	<b>108</b>	<b>263</b>	<b>923</b>	<b>5,423</b>	<b>437</b>	<b>20</b>	<b>7,282</b>	<b>29.89</b>
WILDLIFE RESOURCE - LED	0	1	0	0	3	0	12	4	1	21	0.00
PARKS AND RECR - LED	0	0	0	0	1	1	161	4	0	167	0.00
UTAH HIGHWAY PATROL	0	0	4	3	45	5	122	30	0	209	0.00
UTAH TRANSIT AUTHORITY POLICE	0	0	0	12	17	16	2,110	90	1	2,246	0.00
<b>STATE AGENCY TOTALS</b>	<b>0</b>	<b>1</b>	<b>4</b>	<b>15</b>	<b>66</b>	<b>22</b>	<b>2,405</b>	<b>128</b>	<b>2</b>	<b>2,643</b>	<b>0.00</b>
<b>STATE TOTALS</b>	<b>2,995,919</b>	<b>54</b>	<b>1,141</b>	<b>1,323</b>	<b>3,988</b>	<b>11,971</b>	<b>68,413</b>	<b>7,819</b>	<b>238</b>	<b>94,947</b>	<b>31.69</b>

## Arrest Data by Agency

Arrest data counts the number of persons arrested, not the number of charges that person is arrested for; nor does it count the number of offenses cleared by the arrest. If a person is arrested for more than one offense the reporting agency counts only the arrest for the most serious charge. An adult is a person 18 years of age or older; a juvenile is a person aged 17 or younger. Law enforcement agencies will report only those arrests made for offenses that occurred within their own jurisdictions.

ARRESTS BY AGENCY						
AGENCY	POPULATION	ADULT	JUVENILE	TOTAL ARRESTS	ADULT ARRESTS PER 1000	JUVENILE ARRESTS PER 1000
BEAVER COUNTY SHERIFF	5,485	141	0	141	25.71	0
MINERSVILLE PD	869	0	0	0	0.00	0
<b>TOTALS BEAVER COUNTY</b>	<b>6,354</b>	<b>141</b>	<b>0</b>	<b>141</b>	<b>22.19</b>	<b>0.00</b>
BOX ELDER COUNTY SHERIFF	15,449	234	59	293	15.15	3.82
BRIGHAM CITY PD	18,752	202	25	227	10.77	1.33
GARLAND PD	2,448	26	25	51	10.62	10.21
MANTUA PD	732	0	0	0	0.00	0.00
PERRY PD	4,702	66	0	66	14.04	0.00
TREMONTON PD	8,227	173	70	243	21.03	8.51
WILLARD PD	1,787	18	0	18	10.07	0.00
<b>TOTALS BOX ELDER COUNTY</b>	<b>52,097</b>	<b>719</b>	<b>179</b>	<b>898</b>	<b>13.80</b>	<b>3.44</b>
CACHE COUNTY SHERIFF	45,074	850	114	964	18.86	2.53
CACHE-RICH DRUG TASK FORCE	0	134	7	141	0.00	0.00
LOGAN PD	50,371	1,716	475	2,191	34.07	9.43
NORTH PARK PD	14,556	287	55	342	19.72	3.78
SMITHFIELD PD	10,782	104	18	122	9.65	1.67
UTAH STATE UNIVERSITY LOGAN	0	73	5	78	0.00	0.00
<b>TOTALS CACHE COUNTY</b>	<b>120,783</b>	<b>3,164</b>	<b>674</b>	<b>3,838</b>	<b>26.20</b>	<b>5.58</b>
CARBON COUNTY SHERIFF	6,799	129	12	141	18.97	1.76
COLLEGE OF EASTERN UTAH PD	0	20	0	20	0.00	0.00
EAST CARBON PD	1,569	47	6	53	29.96	3.82
HELPER PD	2,112	68	5	73	32.20	2.37
PRICE PD	8,378	580	78	658	69.23	9.31
WELLINGTON PD	1,621	0	0	0	0.00	0.00
<b>TOTALS CARBON COUNTY</b>	<b>20,479</b>	<b>844</b>	<b>101</b>	<b>945</b>	<b>41.21</b>	<b>4.93</b>
<b>DAGGETT COUNTY SHERIFF</b>	<b>1,109</b>	<b>8</b>	<b>0</b>	<b>8</b>	<b>7.21</b>	<b>0.00</b>
DAVIS COUNTY SHERIFF	26,980	794	88	882	29.43	3.26
BOUNTIFUL PD	43,784	961	171	1,132	21.95	3.91
CENTERVILLE PD	16,877	830	68	898	49.18	4.03
CLEARFIELD PD	30,653	675	204	879	22.02	6.66

ARRESTS BY AGENCY						
AGENCY	POPULATION	ADULT	JUVENILE	TOTAL ARRESTS	ADULT ARRESTS PER 1000	JUVENILE ARRESTS PER 1000
CLINTON PD	21,399	100	21	121	4.67	0.98
DAVIS COUNTY TASK FORCE	0	117	0	117	0.00	0.00
FARMINGTON PD	22,566	341	98	439	15.11	4.34
KAYSVILLE PD	30,472	303	87	390	9.94	2.86
LAYTON PD	74,143	1,553	499	2,052	20.95	6.73
NORTH SALT LAKE PD	19,796	147	15	162	7.43	0.76
SUNSET PD	5,183	4	0	4	0.77	0.00
SYRACUSE PD	27,395	233	145	378	8.51	5.29
WEST BOUNTIFUL PD	5,511	146	5	151	26.49	0.91
WOODS CROSS PD	11,284	0	0	0	0.00	0.00
<b>TOTALS DAVIS COUNTY</b>	<b>336,043</b>	<b>6,204</b>	<b>1,401</b>	<b>7,605</b>	<b>18.46</b>	<b>4.17</b>
DUCHESNE COUNTY SHERIFF	13,243	519	68	587	39.19	5.13
MYTON PD	639	8	0	8	12.52	0.00
ROOSEVELT PD	6,980	605	218	823	86.68	31.23
<b>TOTALS DUCHESNE COUNTY</b>	<b>20,862</b>	<b>1,132</b>	<b>286</b>	<b>1,418</b>	<b>54.26</b>	<b>13.71</b>
EMERY COUNTY SHERIFF	10,370	163	11	174	15.72	1.06
GARFIELD COUNTY SHERIFF	5,009	NO DATA SUBMITTED				
GRAND COUNTY SHERIFF	4,281	204	9	213	47.65	2.10
MOAB PD	5,235	413	38	451	78.89	7.26
<b>TOTALS GRAND COUNTY</b>	<b>9,516</b>	<b>617</b>	<b>47</b>	<b>664</b>	<b>64.84</b>	<b>4.94</b>
IRON COUNTY SHERIFF	8,906	496	7	503	55.69	0.79
BRIAN HEAD MARSHAL	87	7	0	7	80.46	0.00
CEDAR CITY PD	30,184	754	222	976	24.98	7.35
ENOCH PD	6,265	30	0	30	4.79	0.00
PAROWAN PD	2,926	27	0	27	9.23	0.00
SOUTHERN UTAH UNIVERSITY PD	0	20	1	21	0.00	0.00
<b>TOTALS IRON COUNTY</b>	<b>48,368</b>	<b>1,334</b>	<b>230</b>	<b>1,564</b>	<b>27.58</b>	<b>4.76</b>
JUAB COUNTY SHERIFF	5,034	188	2	190	37.35	0.40
NEPHI PD	5,560	326	51	377	58.63	9.17
<b>TOTALS JUAB COUNTY</b>	<b>10,594</b>	<b>514</b>	<b>53</b>	<b>567</b>	<b>48.52</b>	<b>5.00</b>
KANE COUNTY SHERIFF	2,270	104	3	107	45.81	1.32
BIG WATER MARSHALS OFFICE	467	13	0	13	27.84	0.00
KANAB PD	4,394	46	19	65	10.47	4.32
<b>TOTALS KANE COUNTY</b>	<b>7,131</b>	<b>163</b>	<b>22</b>	<b>185</b>	<b>22.86</b>	<b>3.09</b>

ARRESTS BY AGENCY						
AGENCY	POPULATION	ADULT	JUVENILE	TOTAL ARRESTS	ADULT ARRESTS PER 1000	JUVENILE ARRESTS PER 1000
MILLARD COUNTY SHERIFF	12,645	198	53	251	15.66	4.19
MORGAN COUNTY SHERIFF	11,065	NO DATA SUBMITTED				
PIUTE COUNTY SHERIFF	1,517	11	2	13	7.25	1.32
RICH COUNTY SHERIFF	2,311	29	1	30	12.55	0.43
UNIFIED POLICE DEPT OF GREATER ALTA MARSHAL	339,751	6,709	557	7,266	19.75	1.64
BLUFFDALE PD	10,931	156	25	181	14.27	2.29
COTTONWOOD HEIGHTS PD	34,343	1,387	169	1,556	40.39	4.92
DRAPER PD	46,774	678	131	809	14.50	2.80
GRANITE SCHOOL DISTRICT PD	0	54	1,227	1,281	0.00	0.00
MURRAY PD	49,250	1,469	234	1,703	29.83	4.75
SALT LAKE CITY PD	192,672	18,280	945	19,225	94.88	4.90
SANDY PD	93,613	2,671	688	3,359	28.53	7.35
SOUTH JORDAN PD	66,648	805	209	1,014	12.08	3.14
SOUTH SALT LAKE PD	24,788	2,009	150	2,159	81.05	6.05
UNIVERSITY OF UTAH PD	0	235	8	243	0.00	0.00
WEST JORDAN PD	111,946	2,531	644	3,175	22.61	5.75
WEST VALLEY PD	136,208	5,089	1,251	6,340	37.36	9.18
<b>TOTALS SALT LAKE COUNTY</b>	<b>1,107,314</b>	<b>42,073</b>	<b>6,238</b>	<b>48,311</b>	<b>38.00</b>	<b>5.63</b>
SAN JUAN COUNTY SHERIFF	9,918	383	3	386	38.62	0.30
BLANDING PD	3,785	107	0	107	28.27	0.00
MONTICELLO PD	2,069	33	2	35	15.95	0.97
<b>TOTALS SAN JUAN COUNTY</b>	<b>15,772</b>	<b>523</b>	<b>5</b>	<b>528</b>	<b>33.16</b>	<b>0.32</b>
SANPETE COUNTY SHERIFF	10,331	99	179	278	9.58	17.33
CENTERFIELD PD	1,387	6	2	8	4.33	1.44
EPHRAIM PD	6,857	83	10	93	12.10	1.46
FAIRVIEW PD	130	5	1	6	38.46	7.69
FOUNTAIN GREEN PD	1,083	0	0	0	0.00	0.00
GUNNISON PD	3,238				0.00	0.00
MORONI PD	1,451	6	2	8	4.14	1.38
MT. PLEASANT PD	3,299	50	25	75	15.16	7.58
SNOW COLLEGE PD	0	35	7	42	0.00	0.00
SPRING CITY POLICE DEPARTMENT	1,002	1	0	1	1.00	0.00
<b>TOTALS SANPETE COUNTY</b>	<b>28,778</b>	<b>285</b>	<b>226</b>	<b>511</b>	<b>9.90</b>	<b>7.85</b>
SEVIER COUNTY SHERIFF	10,871	331	45	376	30.45	4.14
RICHFIELD PD	7,592	288	50	338	37.93	6.59



ARRESTS BY AGENCY						
AGENCY	POPULATION	ADULT	JUVENILE	TOTAL ARRESTS	ADULT ARRESTS PER 1000	JUVENILE ARRESTS PER 1000
SALINA PD	2,521	118	18	136	46.81	7.14
<b>TOTALS SEVIER COUNTY</b>	<b>20,984</b>	<b>737</b>	<b>113</b>	<b>850</b>	<b>35.12</b>	<b>5.39</b>
SUMMIT COUNTY SHERIFF	29,452	909	37	946	30.86	1.26
KAMAS PD	2,053	12	0	12	5.85	0.00
PARK CITY PD	8,128	538	33	571	66.19	4.06
<b>TOTALS SUMMIT COUNTY</b>	<b>39,633</b>	<b>1,459</b>	<b>70</b>	<b>1,529</b>	<b>36.81</b>	<b>1.77</b>
TOOELE COUNTY SHERIFF	18,651	648	81	729	34.74	4.34
GRANTSVILLE PD	10,027	353	68	421	35.20	6.78
STOCKTON PD	1,117	9	2	11	8.06	1.79
TOOELE PD	33,157	1,479	272	1,751	44.61	8.20
<b>TOTALS TOOELE COUNTY</b>	<b>62,952</b>	<b>2,489</b>	<b>423</b>	<b>2,912</b>	<b>39.54</b>	<b>6.72</b>
UINTAH COUNTY SHERIFF	24,516	1,235	150	1,385	50.38	6.12
NAPLES PD	2,212	275	17	292	124.32	7.69
UINTAH BASIN GANG UNIT	0	0	0	0	0.00	0.00
VERNAL PD	11,200	1,721	224	1,945	153.66	20.00
<b>TOTALS UINTAH COUNTY</b>	<b>37,928</b>	<b>3,231</b>	<b>391</b>	<b>3,622</b>	<b>85.19</b>	<b>10.31</b>
UTAH COUNTY SHERIFF	56,230	1,551	343	1,894	27.58	6.10
AMERICAN FORK/CEDAR HILLS PD	28,326	797	287	1,084	28.14	10.13
BYU PD	0	56	4	60	0.00	0.00
LEHI PD	58,486	882	218	1,100	15.08	3.73
LINDON PD	10,810	321	73	394	29.69	6.75
LONE PEAK PD	28,224	223	73	296	7.90	2.59
MAPLETON PD	9,232	65	19	84	7.04	2.06
OREM DPS	94,457	2,567	487	3,054	27.18	5.16
PAYSON PD	19,548	648	215	863	33.15	11.00
PLEASANT GROVE PD	38,052	684	138	822	17.98	3.63
PROVO PD	115,264	2,299	409	2,708	19.95	3.55
SALEM PD	8,957	135	41	176	15.07	4.58
SANTAQUIN PD	11,991	218	43	261	18.18	3.59
SARATOGA SPRINGS PD	25,407	309	144	453	12.16	5.67
SPANISH FORK PD	37,935	506	116	622	13.34	3.06
SPRINGVILLE PD	32,286	611	163	774	18.92	5.05
UTAH COUNTY ATTY - INVESTIGATI	0	0	0	0	0.00	0.00
UTAH COUNTY MAJOR CRIMES TASK	0	338	7	345	0.00	0.00
UTAH VALLEY UNIVERSITY PD	0	44	12	56	0.00	0.00
<b>TOTALS UTAH COUNTY</b>	<b>575,205</b>	<b>12,254</b>	<b>2,792</b>	<b>15,046</b>	<b>21.30</b>	<b>4.85</b>
WASATCH COUNTY SHERIFF	14,859	476	46	522	32.03	3.10
HEBER CITY PD	14,302	443	65	508	30.97	4.54
<b>TOTALS WASATCH COUNTY</b>	<b>29,161</b>	<b>919</b>	<b>111</b>	<b>1,030</b>	<b>31.51</b>	<b>3.81</b>

ARRESTS BY AGENCY						
AGENCY	POPULATION	ADULT	JUVENILE	TOTAL ARRESTS	ADULT ARRESTS PER 1000	JUVENILE ARRESTS PER 1000
WASHINGTON COUNTY SHERIFF	13,207	502	49	551	38.01	3.71
DIXIE COLLEGE PD	0	NO DATA SUBMITTED				
HILDALE PD	2,927	NO DATA SUBMITTED				
HURRICANE PD	15,501	582	156	738	37.55	10.06
LA VERKIN PD	4,193	118	6	124	28.14	1.43
SANTA CLARA IVINS PUBLIC SAFET	14,717	223	47	270	15.15	3.19
SPRINGDALE PD	556	15	0	15	26.98	0.00
ST. GEORGE PD	80,202	2,475	470	2,945	30.86	5.86
WASHINGTON CITY PD	24,299	742	95	837	30.54	3.91
<b>TOTALS WASHINGTON COUNTY</b>	<b>155,602</b>	<b>4,657</b>	<b>823</b>	<b>5,480</b>	<b>29.93</b>	<b>5.29</b>
<b>WAYNE COUNTY SHERIFF</b>	<b>2,692</b>	<b>0</b>	<b>0</b>	<b>0</b>	<b>0.00</b>	<b>0.00</b>
WEBER COUNTY SHERIFF	60,676	1,022	220	1,242	16.84	3.63
HARRISVILLE PD	6,221	336	28	364	54.01	4.50
NORTH OGDEN PD	18,446	276	36	312	14.96	1.95
OGDEN PD	85,444	3,645	601	4,246	42.66	7.03
PLEASANT VIEW PD	9,273	97	0	97	10.46	0.00
RIVERDALE PD	8,666	425	1	426	49.04	0.12
ROY PD	37,964	537	15	552	14.14	0.40
SOUTH OGDEN PD	16,955	470	37	507	27.72	2.18
WEBER MORGAN NARCOTICS STRIKE FORCE	0	0	0	0		
WEBER STATE UNIVERSITY PD	0	11	0	11		
<b>TOTALS WEBER COUNTY</b>	<b>243,645</b>	<b>6,819</b>	<b>938</b>	<b>7,757</b>	<b>27.99</b>	<b>3.85</b>
PARKS AND RECR - LED	0	133	7	140		
UHP TRAINING 2	0	7,602	142	7,744		
WILDLIFE RESOURCE - LED	0	113	5	118		
UTAH TRANSIT AUTHORITY POLICE	0	3,186	65	3,251		
<b>TOTALS STATE AGENCIES</b>	<b>0</b>	<b>11,034</b>	<b>219</b>	<b>11,253</b>		
<b>STATE TOTALS</b>	<b>2,995,919</b>	<b>101,721</b>	<b>15,409</b>	<b>117,130</b>	<b>33.95</b>	<b>5.14</b>

Adult – an individual 18 years of age or older

Juvenile – an individual 17 years of age or younger

## Arrest Data by Offense

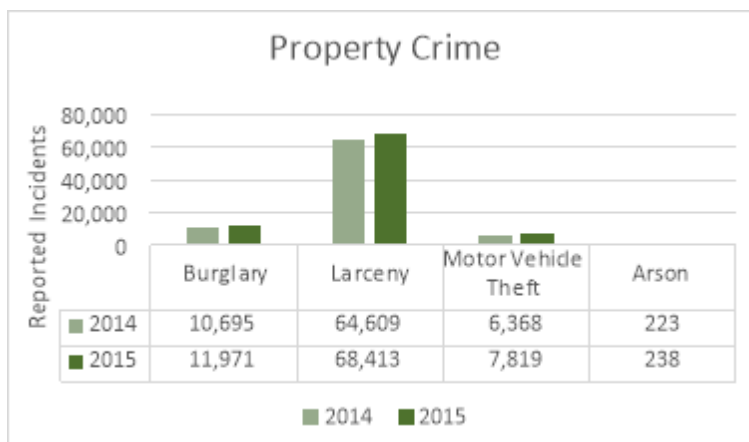
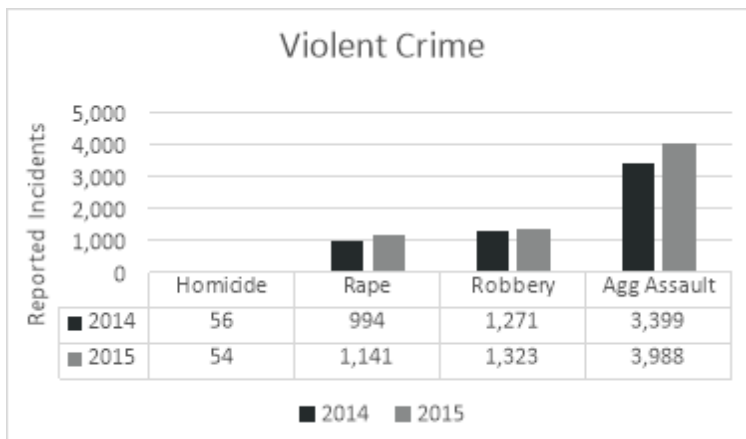
Arrest data counts the number of persons arrested, not the number of charges that person is arrested for; nor does it count the number of offenses cleared by the arrest. If a person is arrested for more than one offense the reporting agency counts only the arrest for the most serious charge. An adult is a person 18 years of age or older; a juvenile is a person aged 17 or younger. Law enforcement agencies will report only those arrests made for offenses that occurred within their own jurisdictions.

ARREST BY OFFENSE			
Offense	Juvenile	Adult	Total
Murder and NonNegligent Manslaughter	2	28	30
Manslaughter by Negligence	0	7	7
Rape	82	162	244
Robbery	50	383	433
Assault	145	1,573	1,718
Burglary	209	954	1,163
Larceny - Theft	3,230	15,204	18,434
Motor Vehicle Theft	115	333	448
Other Assaults	1,454	8,649	10,103
Arson	29	41	70
<b>Part 1 Crime Arrests</b>	<b>5,316</b>	<b>27,334</b>	<b>32,650</b>
Forgery and Counterfeiting	16	694	710
Fraud	50	921	971
Embezzlement	4	27	31
Stolen Property: Buy,Receive,Possess	88	955	1,043
Vandalism	853	2,022	2,875
Weapons: Carrying, Possessing, Etc.	224	889	1,113
Prostitution	17	178	195
Sex Offenses (Not Rape,Prostitution)	138	322	460
Sale/Mfg Opium/Cocaine or Derivative	30	574	604
Sale/Mfg Marijuana	33	287	320
Sale/Mfg Synthetic Narcotics	2	41	43
Sale/Mfg Dangerous NonNarcotic Drugs	19	387	406
Possess Opium/Cocaine or Derivative	22	2,058	2,080
Possess Marijuana	1,231	5,163	6,394
Possess Synthetic Narcotics	8	226	234
Possess Dangerous NonNarcotic Drugs	378	4,810	5,188
All Other Gambling	0	1	1
Offenses Against Family and Children	68	1,338	1,406
Driving Under the Influence	148	8,705	8,853
Liquor Laws	787	3,687	4,474
Drunkenness	78	3,191	3,269
Disorderly Conduct	901	2,490	3,391
Vagrancy	6	36	42
All Other Offenses (Not Traffic)	3,759	35,378	39,137
Suspicion	0	5	5

ARREST BY OFFENSE			
Offense	Juvenile	Adult	Total
Curfew and Loitering Law Violations	790	2	792
Run-Aways (not a crime)	443	0	443
Human Trafficking/Commercial Sex Acts	0	0	0
<b>Part 2 Crime Arrests</b>	<b>10,093</b>	<b>74,387</b>	<b>84,480</b>
<b>Grand Totals</b>	<b>15,409</b>	<b>101,721</b>	<b>117,130</b>

\*Not all agencies are currently able to report these offenses.

Crime Trends



Property by Type and Value	Stolen		Recovered	
	2014	2015	2014	2015
Clothing and Furs	\$1,569,636	\$1,871,312	\$235,407	\$217,826
Consumable Goods	\$378,116	\$873,387	\$103,600	\$96,648
Currency, Notes, Etc.	\$12,915,675	\$7,864,917	\$132,877	\$422,991
Firearms	\$957,640	\$979,296	\$88,785	\$128,683
Household Goods	\$1,663,091	\$1,793,061	\$153,611	\$136,405
Jewelry and Precious Metals	\$8,095,749	\$7,389,409	\$831,596	\$293,892
Livestock	\$55,558	\$145,940	\$4,396	\$8,845
Locally Stolen Motor Vehicles	\$30,815,554	\$38,878,533	\$22,012,452	\$27,392,521
Miscellaneous	\$31,241,927	\$36,600,601	\$2,607,529	\$4,572,898
Office Equipment	\$5,081,378	\$5,370,075	\$356,801	\$371,132
Televisions, Radios, Stereos,	\$3,075,464	\$2,954,554	\$208,924	\$159,078
<b>Total</b>	<b>\$95,849,788</b>	<b>\$104,721,085</b>	<b>\$26,735,978</b>	<b>\$33,800,919</b>

## Homicide

Homicide: The FBI's Uniform Crime Reporting (UCR) Program defines "homicide" as "the willful (non-negligent) killing of one human being by another."

Circumstances	Homicides	% of Total
Argument	24	29.27%
Assault On Law Enforcement Officer	2	2.44%
Drug Dealing	7	8.54%
Gang - Organized Crime Involvement	4	4.88%
Lover's Quarrel	5	6.10%
Other Circumstances	36	43.90%
Other Felony Involved	4	4.88%
Unknown	0	0.00%
<b>TOTAL</b>	<b>82</b>	<b>100.00%</b>

There may be 2 circumstances per victim reported.

Weapons Used in Homicides		
Weapon	Times Used	% of Total Homicides
Asphyxiation	0	0.00%
Blunt Object	3	4.62%
Drugs/Narcotics/Sleeping Pills	1	1.54%
Firearm	4	6.15%
Handgun	31	47.69%
Knife/Cutting Instrument	7	10.77%
Motor Vehicle	4	6.15%
Other	1	1.54%
Personal Weapons	10	15.38%
Rifle	1	1.54%
Shotgun	3	4.62%
<b>TOTAL</b>	<b>65</b>	<b>100.00%</b>

There could be three weapons reported in a single offense.

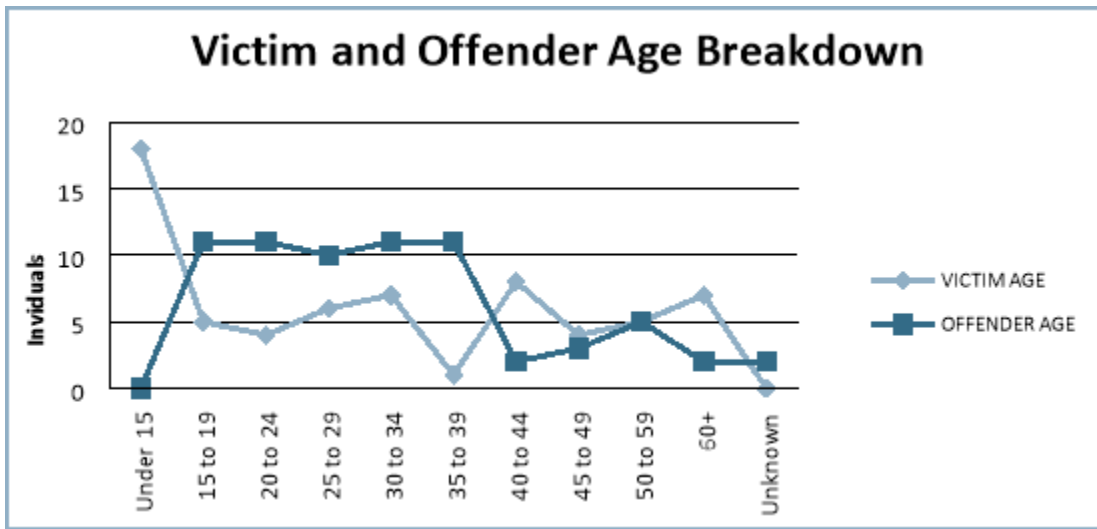
Multiple weapons may be involved in an offense.

If the type of gun is not specified it will be listed in the "Firearm" category.

Homicides by Agency	
Agency	Homicides
Beaver County Sheriff's Office	1
Bountiful PD	1
Clearfield PD	1
Davis County Sheriff's Office	1
Draper PD	1
Layton PD	1
Murray PD	3
North Park PD	1
Ogden PD	4
Orem PD	1
Pleasant View PD	1
Riverdale PD	1
Roosevelt PD	1
Roy PD	3
Salt Lake City PD	8
San Juan County Sheriff	1
Sandy PD	2
Sevier County Sheriff's Office	1
South Salt Lake PD	1
Sunset PD	1
Unified Police Department of Greater Salt Lake	7
Utah County Sheriff's Office	2
Weber County Sheriff's Office	1
West Valley City PD	8
Wildlife Resources	1
<b>2015 Total Homicides</b>	<b>54</b>

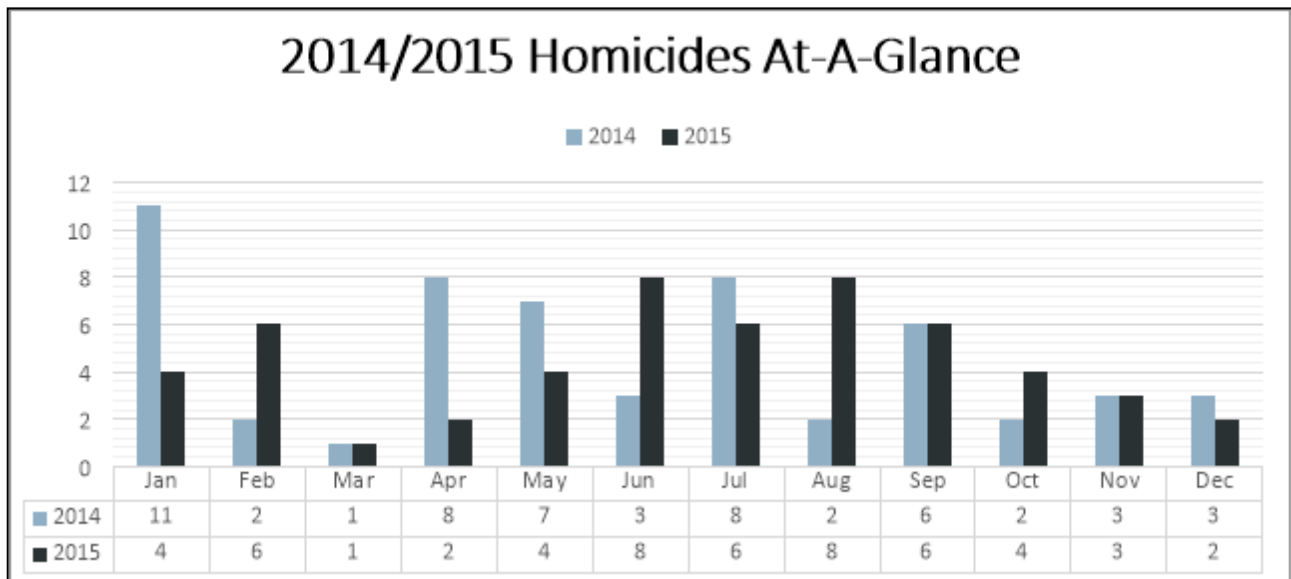
Victim		
Sex and Race of Victim	Number	Percent of Total Victims
Male		
White	31	57.41%
Black	2	3.70%
American Indian or Alaskan Native	2	3.70%
Asian or Pacific Islander	1	1.85%
Unknown	2	3.70%
<b>Total Male</b>	<b>38</b>	<b>70.37%</b>
Female		
White	14	25.93%
Black	0	0.00%
American Indian or Alaskan Native	1	1.85%
Asian or Pacific Islander	1	1.85%
Unknown	0	0.00%
<b>Total Female</b>	<b>16</b>	<b>29.63%</b>
Unknown	0	0.00%
<b>Total White</b>	<b>45</b>	<b>83.33%</b>
<b>Total Black</b>	<b>2</b>	<b>3.70%</b>
<b>Total American Indian or Alaskan Native</b>	<b>3</b>	<b>5.56%</b>
<b>Total Asian or Pacific Islander</b>	<b>2</b>	<b>3.70%</b>
<b>Total Unknown</b>	<b>2</b>	<b>3.70%</b>
<b>Total Victims</b>	<b>54</b>	<b>100.00%</b>

Offender		
Sex and Race of Offender	Number	Percent of Total Offenders
Male		
White	31	49.21%
Black	4	6.35%
American Indian or Alaskan Native	2	3.17%
Asian or Pacific Islander	4	6.35%
Unknown Race	5	7.94%
<b>Total Male</b>	<b>46</b>	<b>73.02%</b>
Female		
White	11	17.46%
Black	0	0.00%
American Indian or Alaskan Native	0	0.00%
Asian or Pacific Islander	0	0.00%
Unknown Race	0	0.00%
<b>Total Female</b>	<b>11</b>	<b>17.46%</b>
Unknown Sex/Race	6	9.52%
<b>Total White</b>	<b>42</b>	<b>66.67%</b>
<b>Total Black</b>	<b>4</b>	<b>6.35%</b>
<b>Total American Indian or Alaskan Native</b>	<b>2</b>	<b>3.17%</b>
<b>Total Asian or Pacific Islander</b>	<b>4</b>	<b>6.35%</b>
<b>Total Unknown Race</b>	<b>11</b>	<b>17.46%</b>
<b>TOTAL</b>	<b>63</b>	<b>100.00%</b>

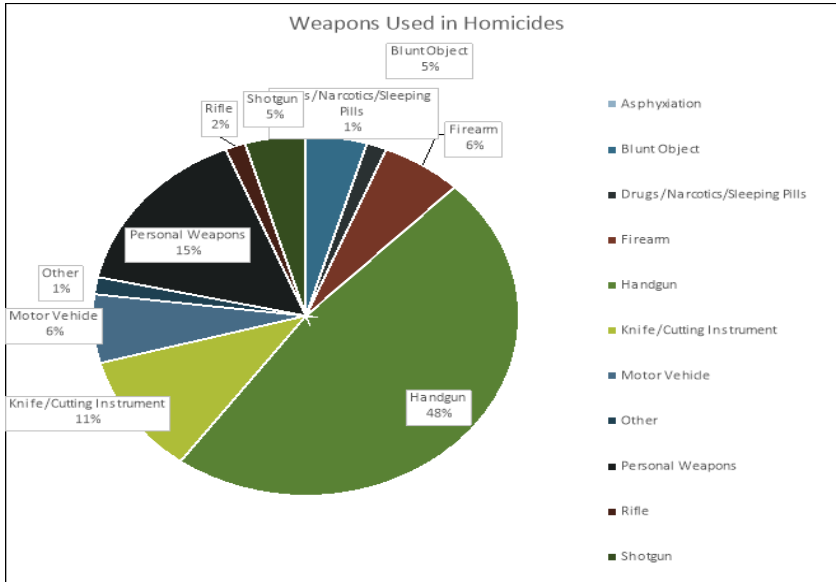


**NOTE:** The following chart outlines the relationship of the victim to the offender, i.e., “Wife” indicates that the victim was the wife of the offender. In some offenses there were more than one offender.

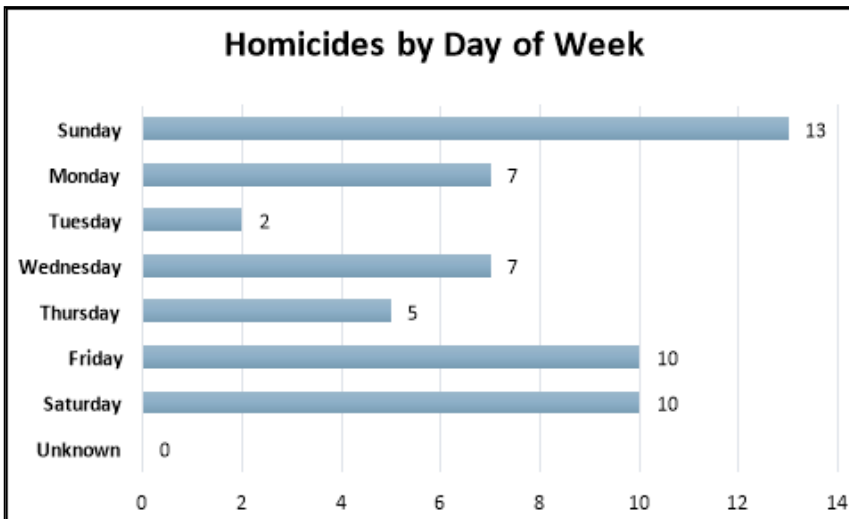
RELATIONSHIP		
Victim	Number	% of Total Relationships
<b>Family</b>		
Spouse	3	4.76%
Common Law Spouse	1	1.59%
Parent	0	0.00%
Sibling	0	0.00%
Child	1	1.59%
Grandparent	0	0.00%
Grandchild	0	0.00%
In Law	0	0.00%
Stepparent	0	0.00%
Step Child	0	0.00%
Step Sibling	0	0.00%
Other Family	1	1.59%
<b>Total Family</b>	<b>6</b>	<b>9.52%</b>
<b>Other Relationships</b>		
Acquaintance	12	19.05%
Friend	3	4.76%
Neighbor	0	0.00%
Babysittee	0	0.00%
Girl/Boy Friend	0	0.00%
Child of Boy/Girl Friend	3	4.76%
Homosexual Relationship	0	0.00%
Ex Spouse	0	0.00%
Employee	0	0.00%
Employer	0	0.00%
Otherwise Known	8	12.70%
Relationship Unknown	19	30.16%
Stranger	6	9.52%
<b>Total Other</b>	<b>51</b>	<b>80.95%</b>
<b>Unknown Relationship</b>		
	6	9.52%
<b>TOTAL</b>	<b>63</b>	<b>100.00%</b>







TIME	Offenses	Percent of Total Homicides
0:00	8	14.81%
1:00	3	5.56%
2:00	4	7.41%
3:00	3	5.56%
4:00	1	1.85%
5:00	1	1.85%
6:00	1	1.85%
7:00	0	0.00%
8:00	1	1.85%
9:00	1	1.85%
10:00	1	1.85%
11:00	2	3.70%
12:00	3	5.56%
13:00	2	3.70%
14:00	0	0.00%
15:00	6	11.11%
16:00	1	1.85%
17:00	1	1.85%
18:00	5	9.26%
19:00	0	0.00%
20:00	1	1.85%
21:00	2	3.70%
22:00	4	7.41%
23:00	2	3.70%
Unknown	1	1.85%
<b>TOTAL</b>	<b>54</b>	<b>100.00%</b>

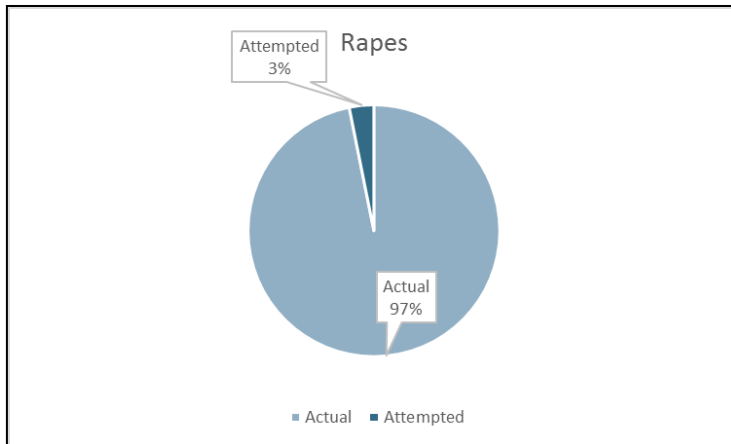


The time of the homicide represents the hour in which the homicide occurred. Homicides occurring at 0:00 took place between midnight and 12:59 am. Homicides occurring at 1:00 took place between 1:00 am and 1:59 am, etc.

The above data reflects only those criminal statistics reported to BCI through the UCR program. To see a list of the non-submitting agencies, please refer to page 7.

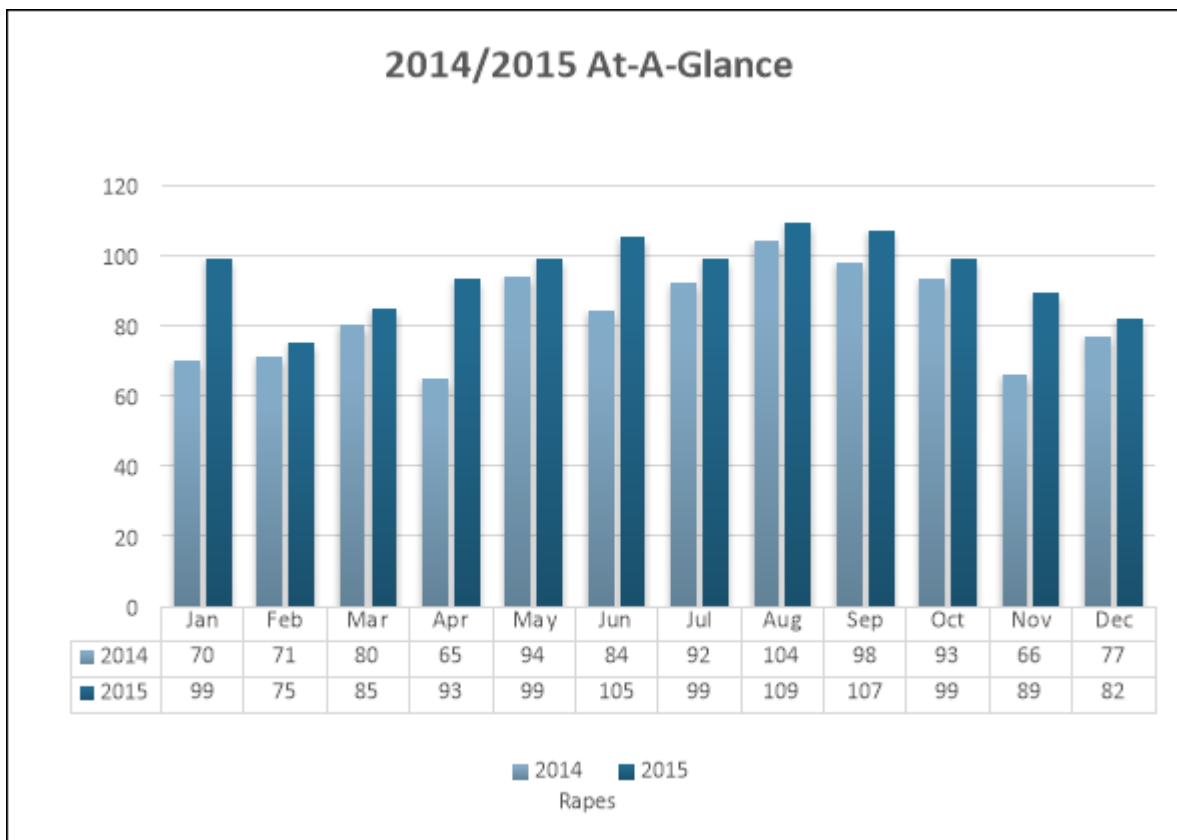
Rape

Rape: Forcible rape, as defined in the Uniform Crime Reporting (UCR) Program, is the carnal knowledge of a female forcibly and against her will. Assaults and attempts to commit rape by force or threat of force are also included; however, statutory rape (without force) and other sex offenses are excluded.

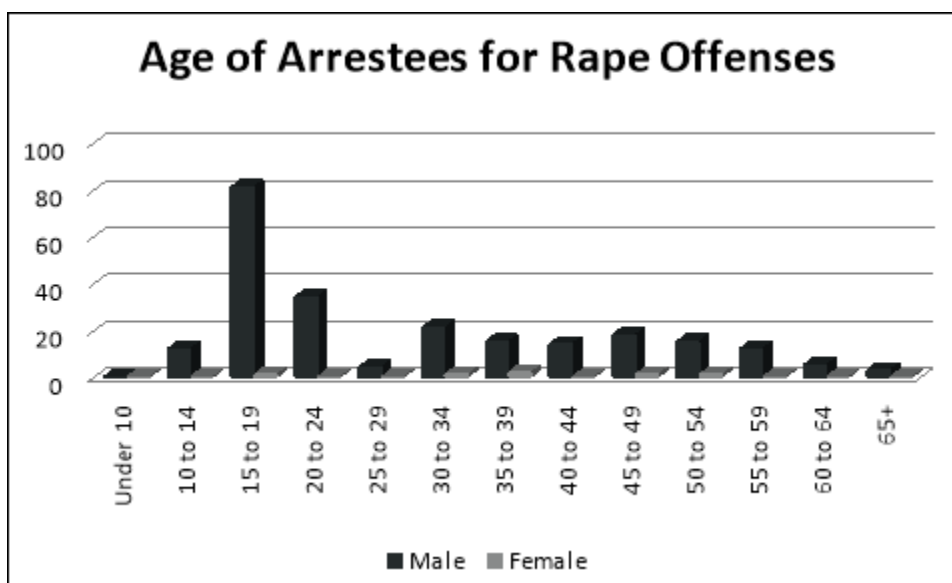


Rape Offenses Cleared 2015	
Offenses	1,141
Cleared	293
Clearance Rate	25.68%

NOTE: An offense cleared in 2015 may have occurred in a previous year.



Age and Sex of Arrestees			
Under 10	0	0	0
10 to 14	42	0	42
15 to 19	58	1	59
20 to 24	31	0	31
25 to 29	21	0	21
30 to 34	15	1	16
35 to 39	14	2	16
40 to 44	18	0	18
45 to 49	15	1	16
50 to 54	12	1	13
55 to 59	5	0	5
60 to 64	3	0	3
65+	4	0	4
<b>Total</b>	<b>238</b>	<b>6</b>	<b>244</b>



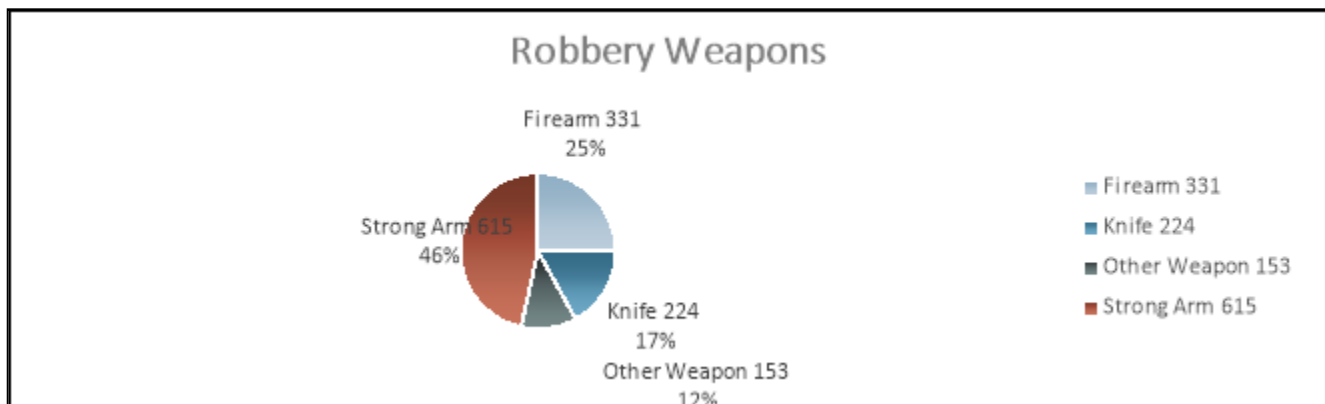
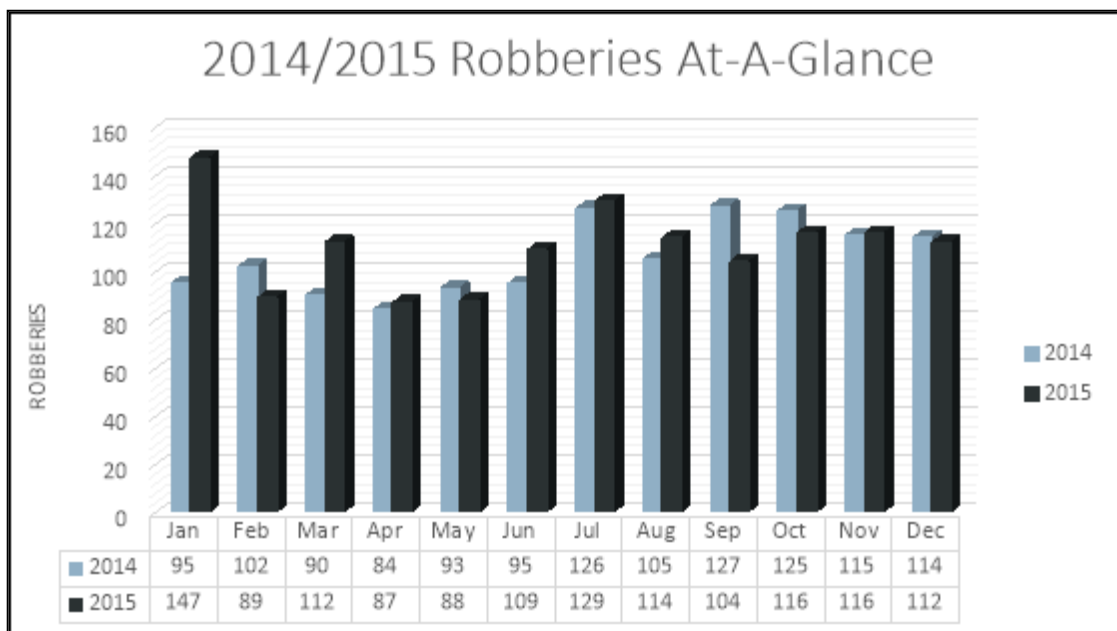
The above data reflects only those criminal statistics reported to BCI through the UCR program. To see a list of the non-submitting agencies, please refer to page 7.

Robbery

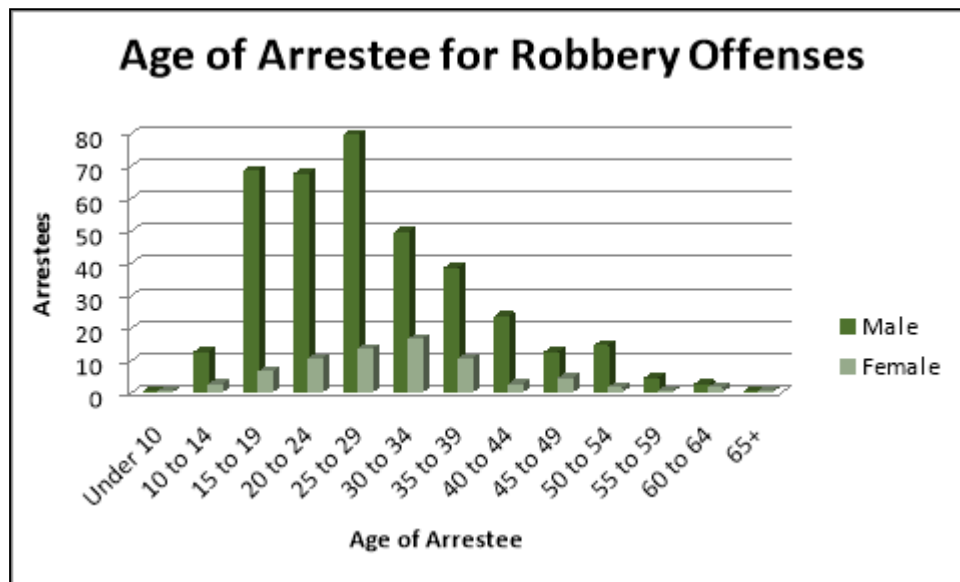
Robbery: The Uniform Crime Reporting (UCR) Program defines robbery as the taking or attempting to take anything of value from the care, custody, or control of a person or persons by force or threat of force or violence and/or by putting the victim in fear. (Please refer to next page for important information regarding robbery statistics.)

Robbery Offenses Cleared - 2015	
Offenses	1,323
Cleared	355
Clearance Rate	26.83%
NOTE: An offense cleared in 2015 may have occurred in a previous year.	

Location of Robbery	Total Offenses	Value Stolen
Bank	74	186,784
Commercial House	257	105,200
Convenience Store	174	34,947
Highways, Streets, Alleys	349	186,310
Miscellaneous	189	82,922
Residence	174	139,854
Service Station	42	7,592
<b>Total</b>	<b>1,259</b>	<b>\$743,609</b>



Age and Sex of Arrestees			
Age of Arrestee	Male	Female	Total
Under 10	0	0	0
10 to 14	12	2	14
15 to 19	68	6	74
20 to 24	67	10	77
25 to 29	79	13	92
30 to 34	49	16	65
35 to 39	38	10	48
40 to 44	23	2	25
45 to 49	12	4	16
50 to 54	14	1	15
55 to 59	4	0	4
60 to 64	2	1	3
65+	0	0	0
<b>Total</b>	<b>368</b>	<b>65</b>	<b>433</b>



The above data reflects only those criminal statistics reported to BCI through the UCR program. To see a list of the non-submitting agencies, please refer to page 7.

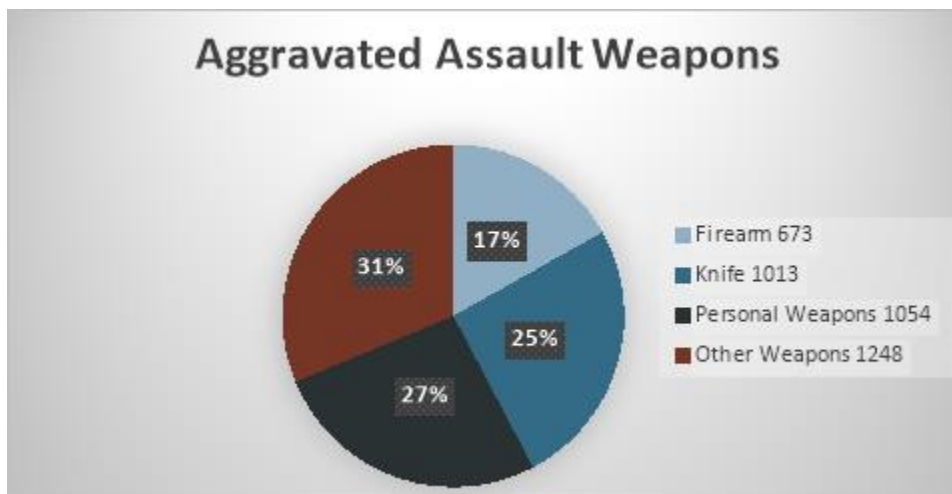
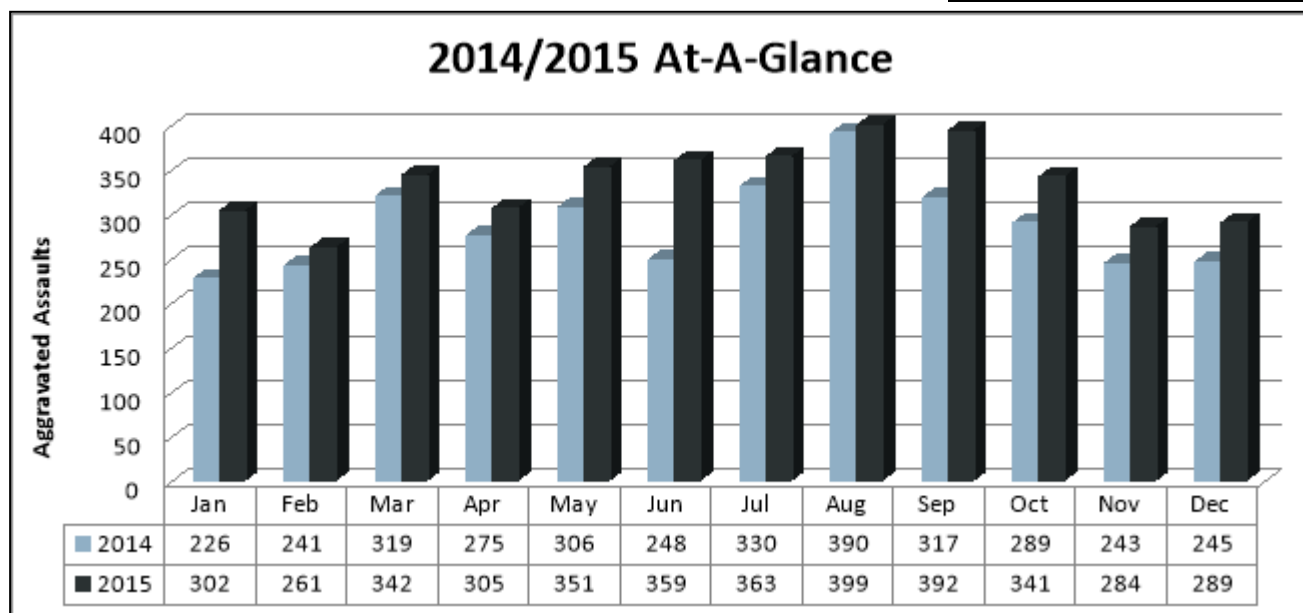
Aggravated Assault

Aggravated Assault: An unlawful attack by one person upon another wherein the offender uses a weapon or displays it in a threatening manner, or the victim suffers obvious severe or aggravated bodily injury involving apparent broken bones, loss of teeth, possible internal injury, severe laceration, or loss of consciousness.

Aggravated vs. Simple Assaults	
Aggravated Assaults	3,988
Simple Assaults	25,838
<b>Total Assaults</b>	<b>29,826</b>

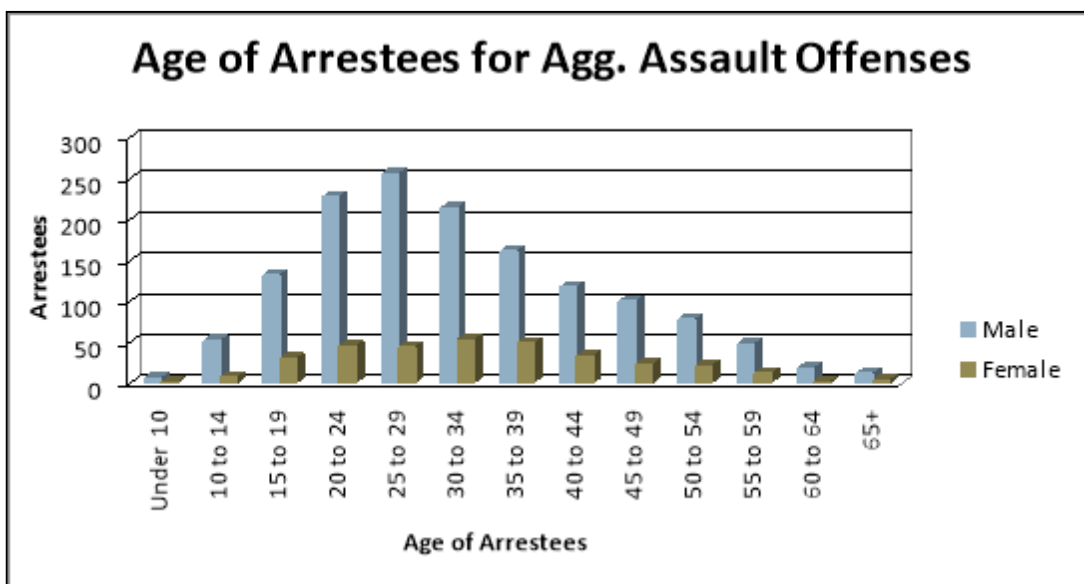
Aggravated Assault Offenses Cleared - 2015	
Offenses	3,988
Cleared	1,990
<b>Clearance Rate</b>	<b>49.90%</b>

NOTE: An offense cleared in 2015 may have occurred in a previous year.



Personal weapons include hands, feet, teeth, etc.

Age and Sex of Arrestees			
Age of Arrestee	Male	Female	Total
Under 10	5	0	5
10 to 14	51	6	57
15 to 19	131	29	160
20 to 24	226	44	270
25 to 29	254	43	297
30 to 34	213	52	265
35 to 39	160	48	208
40 to 44	116	32	148
45 to 49	99	22	121
50 to 54	77	20	97
55 to 59	47	11	58
60 to 64	17	1	18
65+	11	3	14
<b>Total</b>	<b>1,407</b>	<b>311</b>	<b>1,718</b>

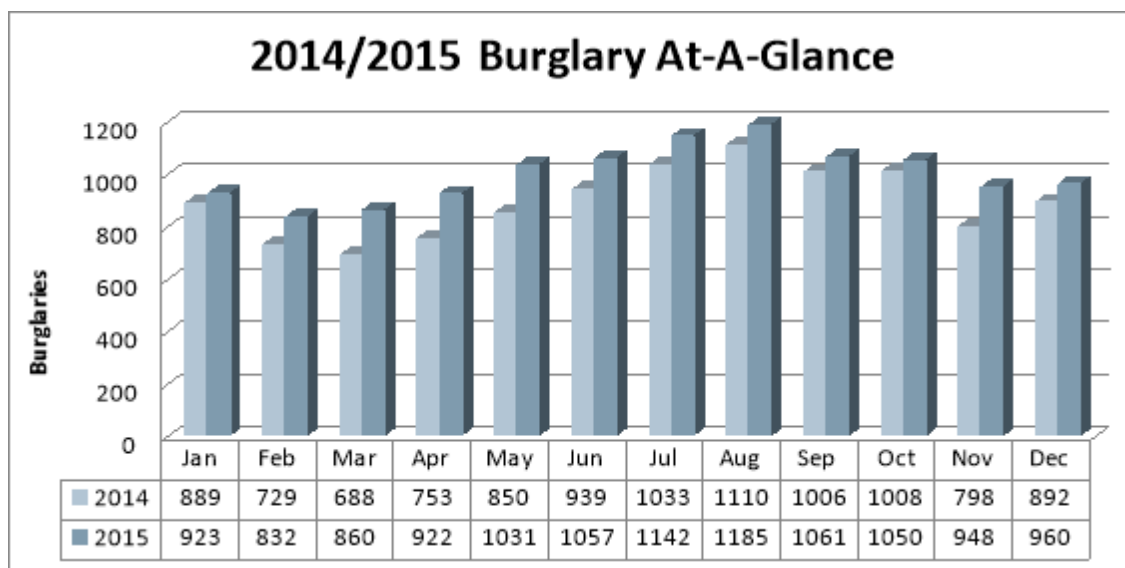


The above data reflects only those criminal statistics reported to BCI through the UCR program. To see a list of the non-submitting agencies, please refer to page 7.

Burglary

The unlawful entry into a building or other structure with the intent to commit a felony or a theft.

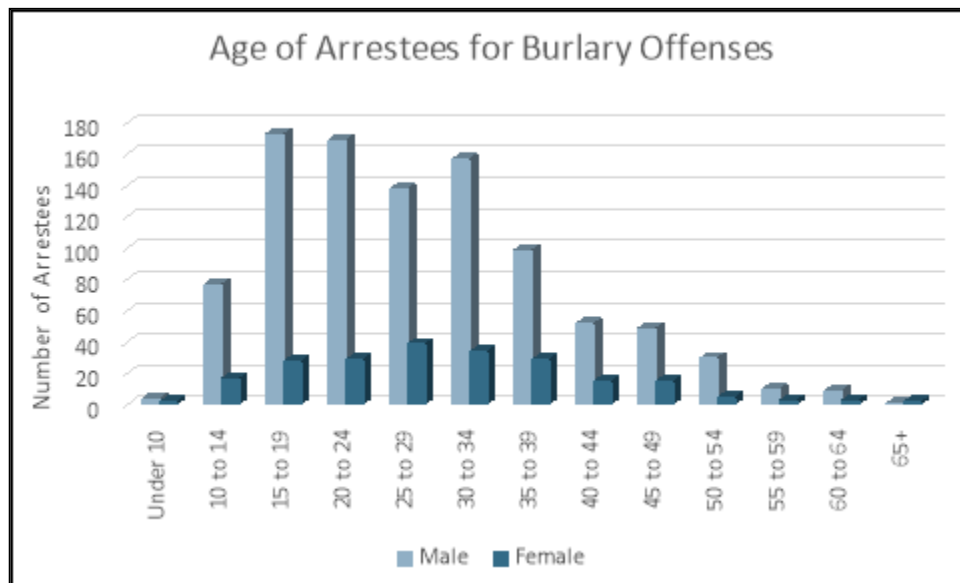
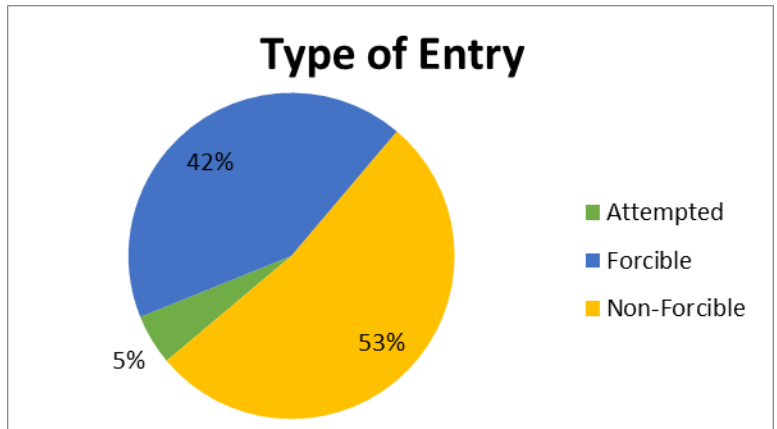
Burglary Offenses Cleared - 2015	
Offenses	11,971
Cleared	1,081
Clearance Rate	9.03%
NOTE: An offense cleared in 2015 may have occurred in a previous year.	



Premises and Time of Day	Offenses	Value Stolen
<b>Residence</b>		
Residence - Day	4,997	9,571,885
Residence - Night	2,987	3,936,886
Residence - Unknown	384	1,629,207
<b>Residence Total</b>	<b>8,368</b>	<b>\$15,137,978</b>
<b>Non-Residence</b>		
Non-Residence - Day	1,689	3,790,192
Non-Residence - Night	1,441	2,262,736
Non-Residence - Unknown	236	355,322
<b>Non-Residence Total</b>	<b>3,366</b>	<b>\$6,408,250</b>
<b>Grand Total</b>	<b>11,734</b>	<b>\$21,546,228</b>



Age and Sex of Arrestees			
Age of Arrestee	Male	Female	Total
Under 10	3	1	4
10 to 14	76	16	92
15 to 19	172	27	199
20 to 24	168	28	196
25 to 29	137	38	175
30 to 34	156	33	189
35 to 39	98	28	126
40 to 44	51	14	65
45 to 49	48	14	62
50 to 54	29	4	33
55 to 59	9	2	11
60 to 64	8	2	10
65+	0	1	1
<b>Total</b>	<b>955</b>	<b>208</b>	<b>1,163</b>



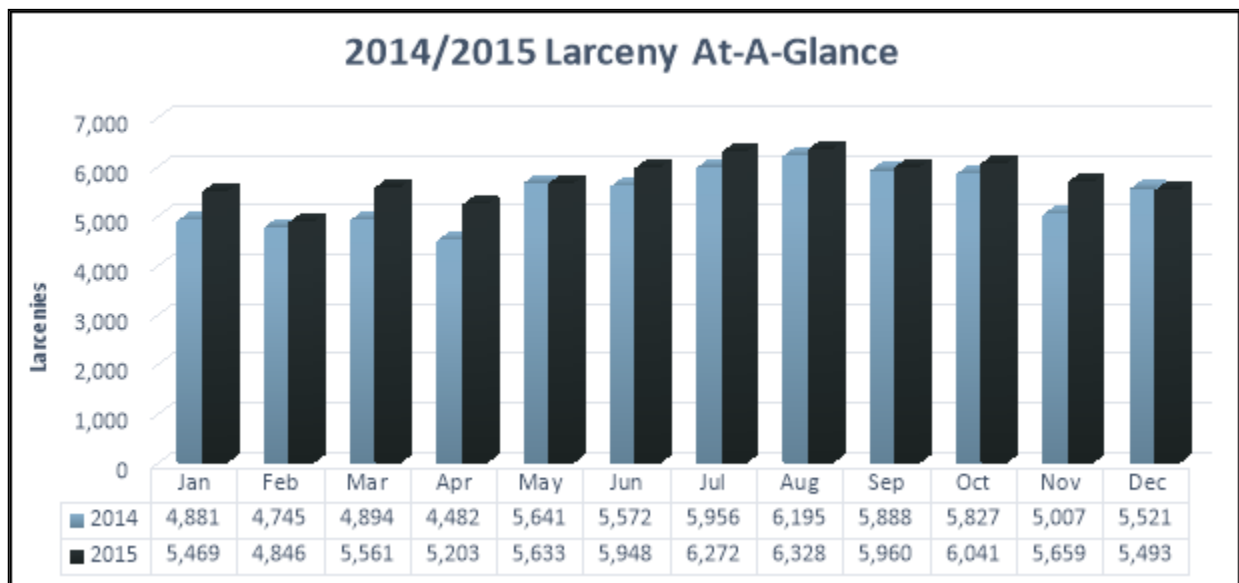
The above data reflects only those criminal statistics reported to BCI through the UCR program. To see a list of the non-submitting agencies, please refer to page 7.

Larceny / Theft

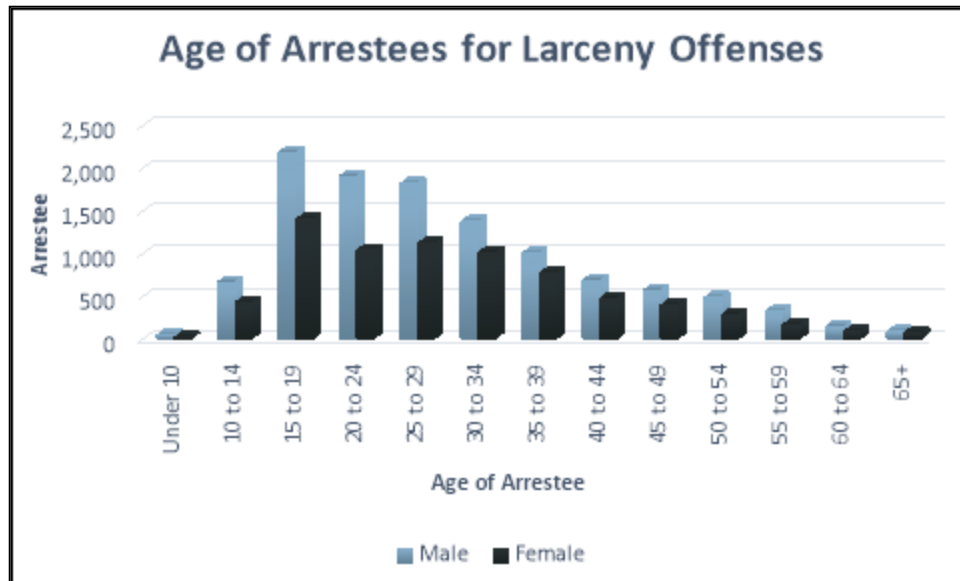
Larceny/Theft: The unlawful taking, carrying, leading, or riding away of property from the possession or constructive possession of another.

Larceny/Theft Offenses Cleared - 2015	
Offenses	68,413
Cleared	16,340
Clearance Rate	23.9%
<b>NOTE: An offense cleared in 2015 may have occurred in a previous year.</b>	

Larceny Type	Offenses	Value Stolen
All Other	21,981	\$19,132,186
Bicycles	3,500	\$2,189,476
Coin Machines	107	\$24,992
From Buildings	5,457	\$5,645,453
From Motor Vehicles	18,350	\$11,989,628
Pocket Picking	77	\$15,866
Purse Snatching	317	\$96,875
Shoplifting	16,036	\$3,119,005
Vehicle Parts & Accessories	2,582	\$933,647
<b>TOTAL</b>	<b>68,407</b>	<b>\$43,147,128</b>



Age and Sex of Arrestees			
Age of Arrestee	Male	Female	Total
Under 10	40	12	52
10 to 14	661	420	1,081
15 to 19	2,176	1,395	3,571
20 to 24	1,898	1,037	2,935
25 to 29	1,813	1,113	2,926
30 to 34	1,370	1,006	2,376
35 to 39	999	765	1,764
40 to 44	684	473	1,157
45 to 49	567	391	958
50 to 54	481	283	764
55 to 59	317	161	478
60 to 64	141	81	222
65+	83	67	150
<b>Total</b>	<b>11,230</b>	<b>7,204</b>	<b>18,434</b>



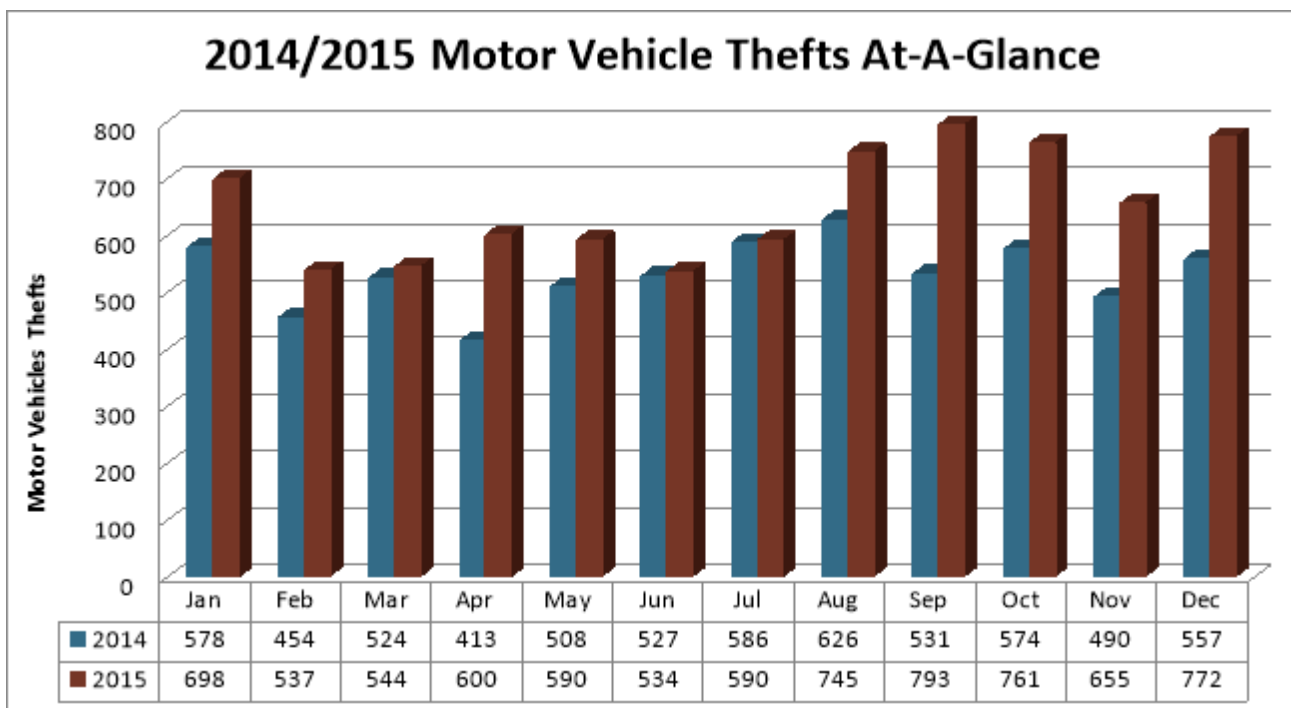
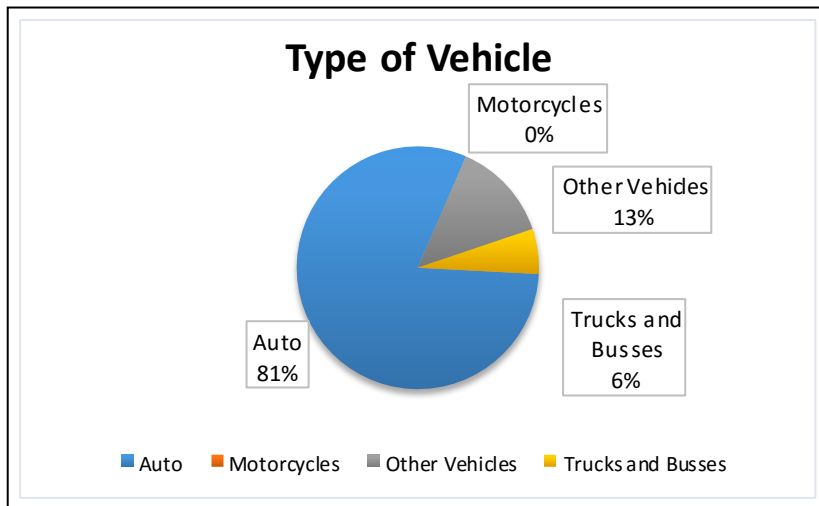
The above data reflects only those criminal statistics reported to BCI through the UCR program. To see a list of the non-submitting agencies, please refer to page 7.

Motor Vehicle Theft

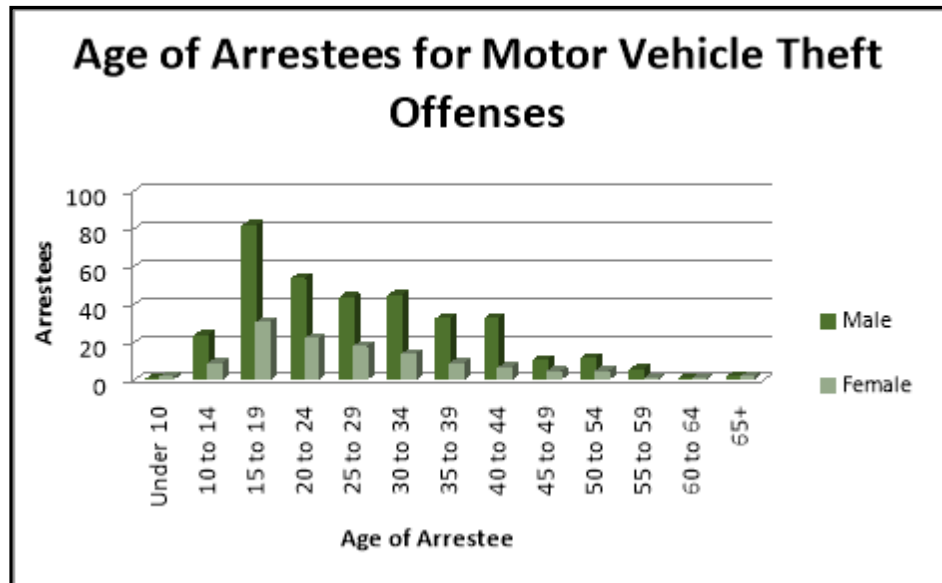
Motor Vehicle Theft: The theft of a motor vehicle. A motor vehicle is defined as: “A self-propelled vehicle that runs on land surface and not on rails; for example, sport utility vehicles, automobiles, trucks, buses, motorcycles, motor scooters, all-terrain vehicles.”

Motor Vehicle Theft Offenses Cleared 2015	
Offenses	7,819
Cleared	522
Clearance Rate	6.68%
NOTE: An offense cleared in 2015 may have occurred in a previous year.	

Value of Motor Vehicles Stolen and Recovered - 2015	
Stolen	\$38,878,533
Recovered	\$27,392,521
Percent Recovered	70.5%
NOTE: A vehicle recovered in 2015 may have been stolen in a previous year.	



Age and Sex of Arrestees			
Age of Arrestee	Male	Female	Total
Under 10	0	1	1
10 to 14	23	8	31
15 to 19	81	30	111
20 to 24	53	21	74
25 to 29	43	17	60
30 to 34	44	13	57
35 to 39	32	8	40
40 to 44	32	6	38
45 to 49	10	4	14
50 to 54	11	4	15
55 to 59	5	0	5
60 to 64	0	0	0
65+	1	1	2
<b>Total</b>	<b>335</b>	<b>113</b>	<b>448</b>

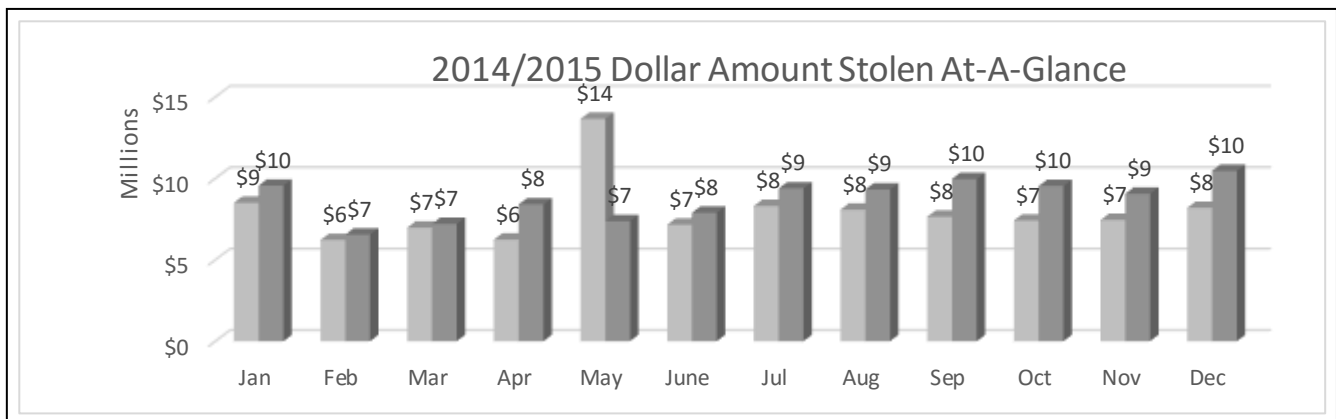


The above data reflects only those criminal statistics reported to BCI through the UCR program. To see a list of the non-submitting agencies, please refer to page 7.

Property Stolen and Recovered

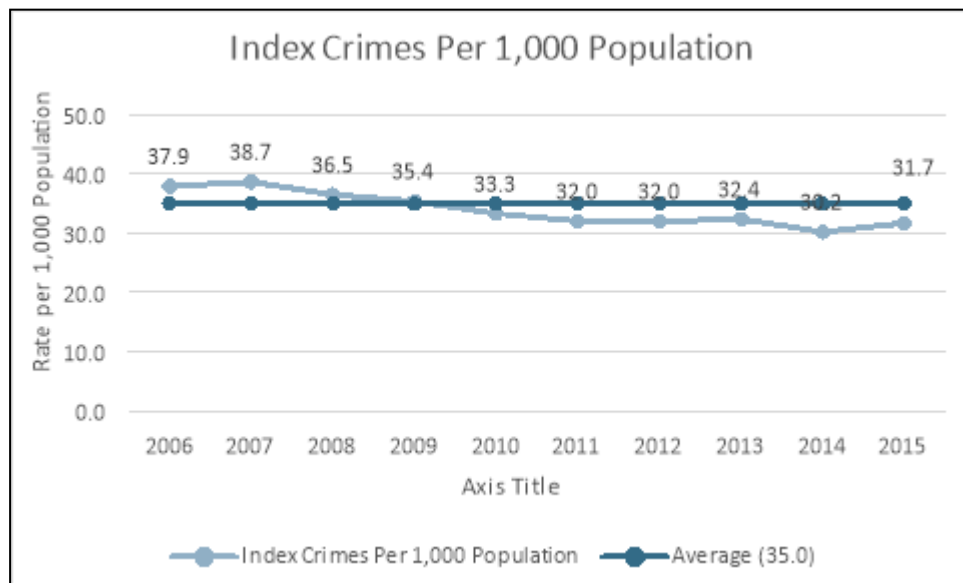
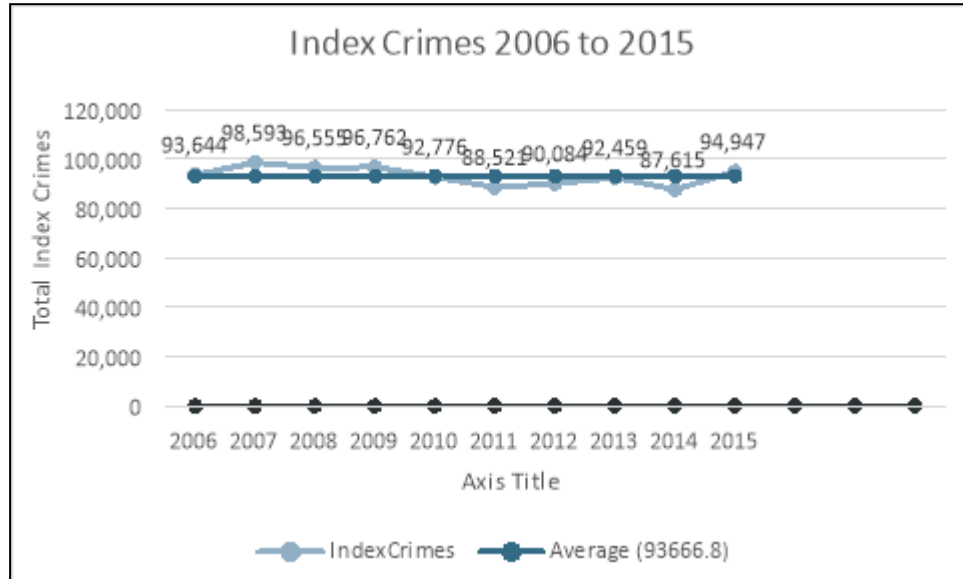
Recovery Rate for Stolen Property	
Stolen	\$104,721,085
Recovered	\$33,800,919
<b>Recovery Rate</b>	<b>32.3%</b>

Property by Type and Value Property Category	Stolen		Recovered	
	2014	2015	2014	2015
Clothing and Furs	\$1,569,636	\$1,871,312	\$235,407	\$217,826
Consumable Goods	\$378,116	\$873,387	\$103,600	\$96,648
Currency, Notes, Etc.	\$12,915,675	\$7,864,917	\$132,877	\$422,991
Firearms	\$957,640	\$979,296	\$88,785	\$128,683
Household Goods	\$1,663,091	\$1,793,061	\$153,611	\$136,405
Jewelry and Precious Metals	\$8,095,749	\$7,389,409	\$831,596	\$293,892
Livestock	\$55,558	\$145,940	\$4,396	\$8,845
Locally Stolen Motor Vehicles	\$30,815,554	\$38,878,533	\$22,012,452	\$27,392,521
Miscellaneous	\$31,241,927	\$36,600,601	\$2,607,529	\$4,572,898
Office Equipment	\$5,081,378	\$5,370,075	\$356,801	\$371,132
Televisions, Radios, Stereos,	\$3,075,464	\$2,954,554	\$208,924	\$159,078
<b>Total</b>	<b>\$95,849,788</b>	<b>\$104,721,085</b>	<b>\$26,735,978</b>	<b>\$33,800,919</b>

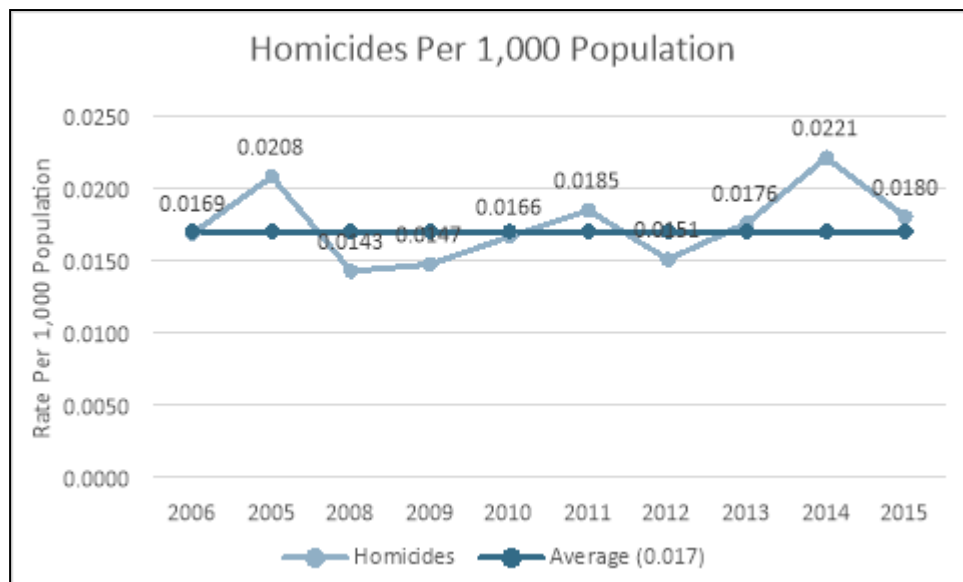
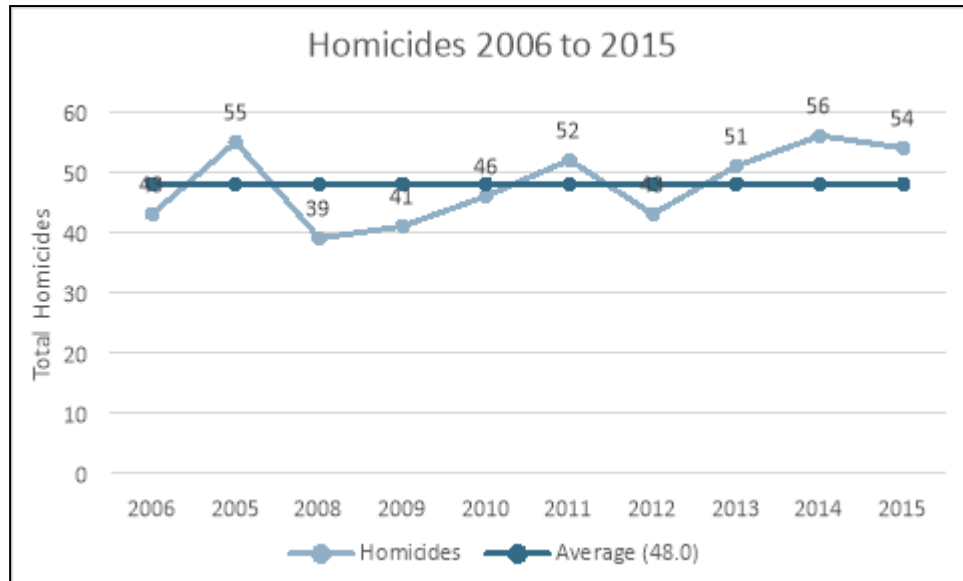


Ten Year Trends

Index Crimes

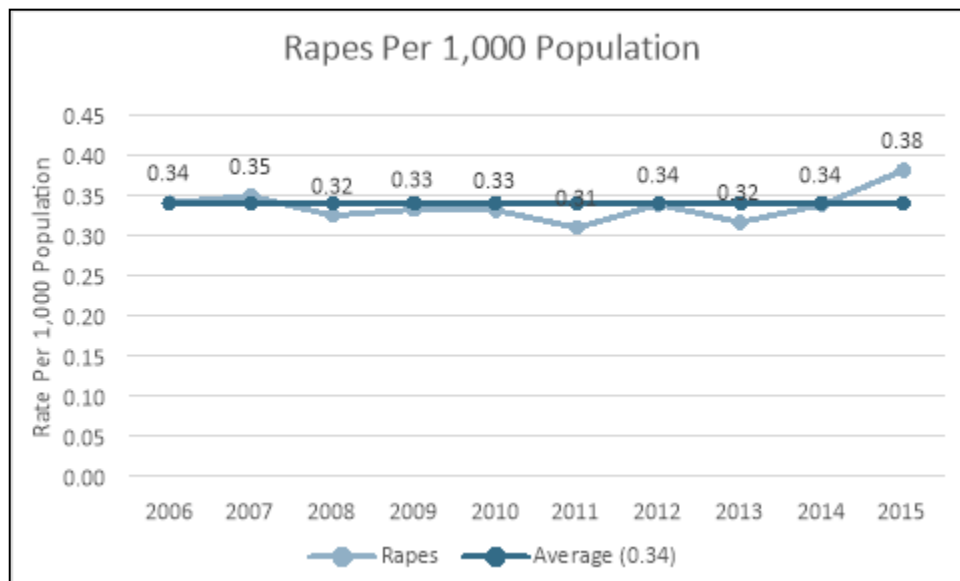
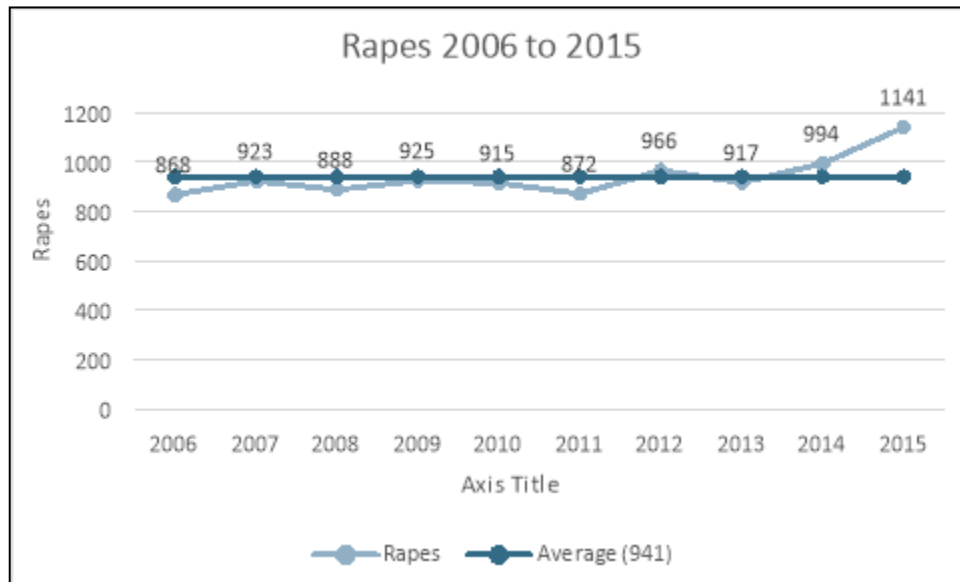


Homicides

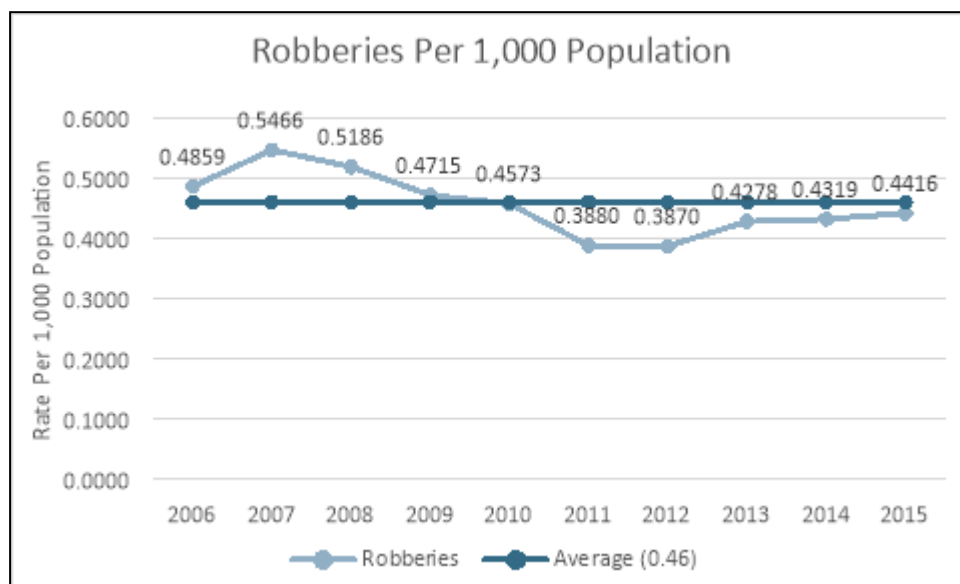
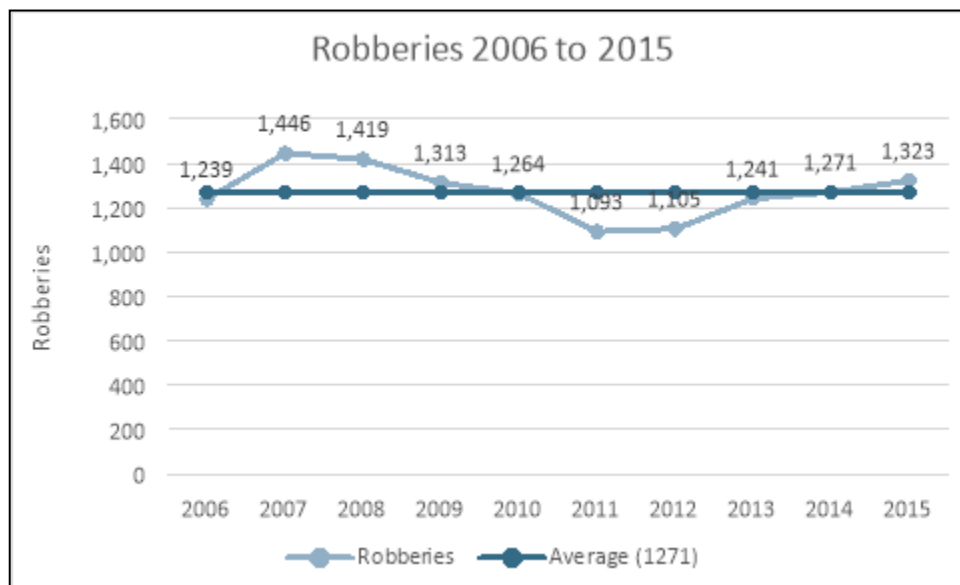




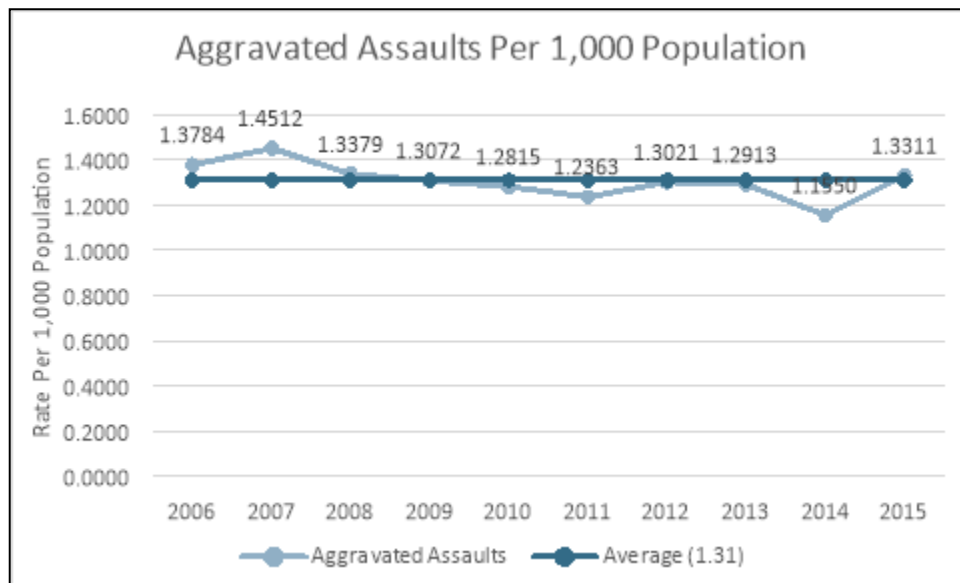
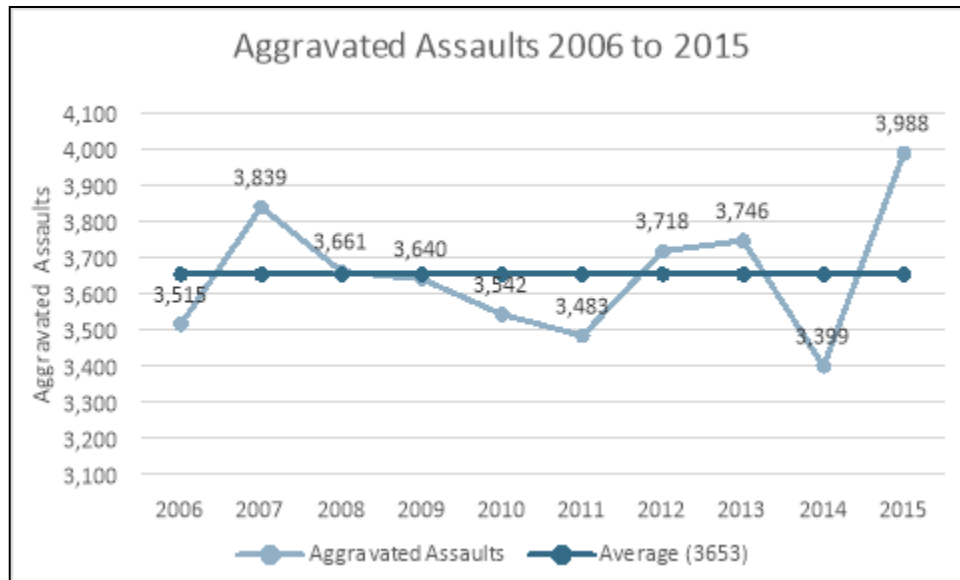
Rapes



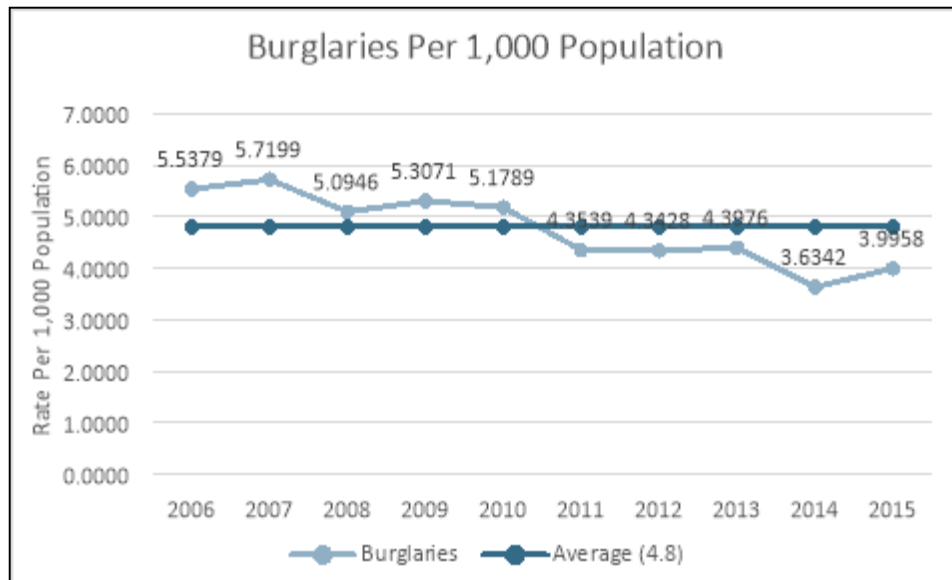
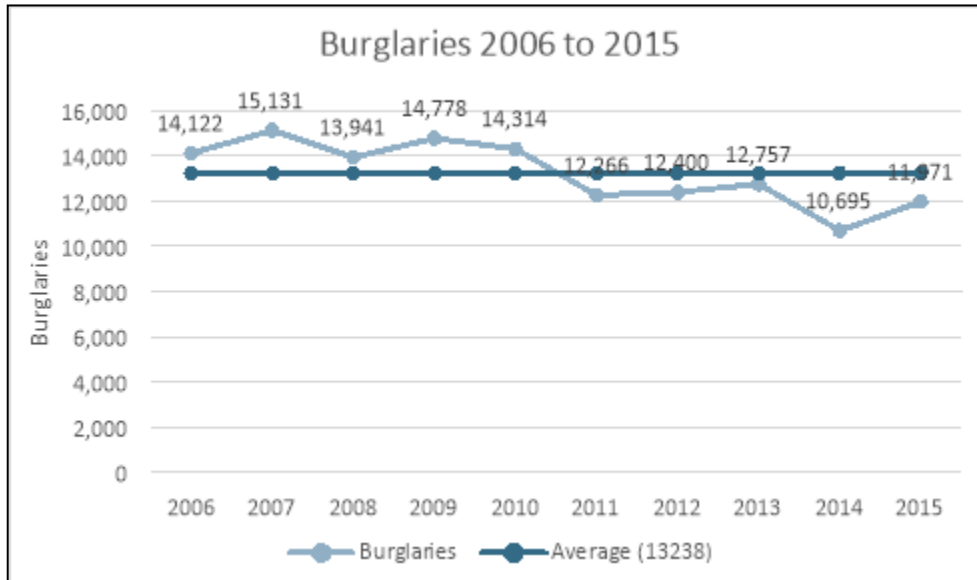
Robberies



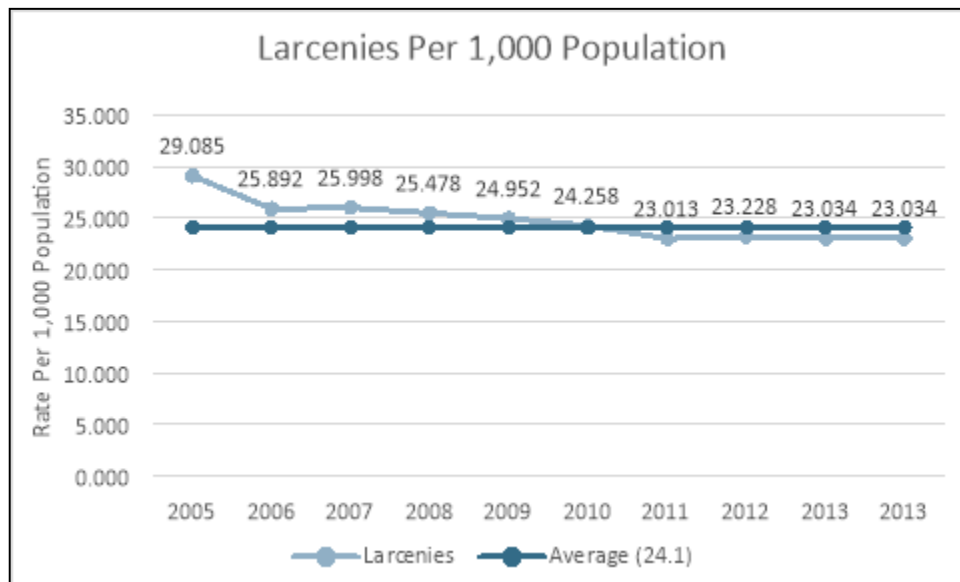
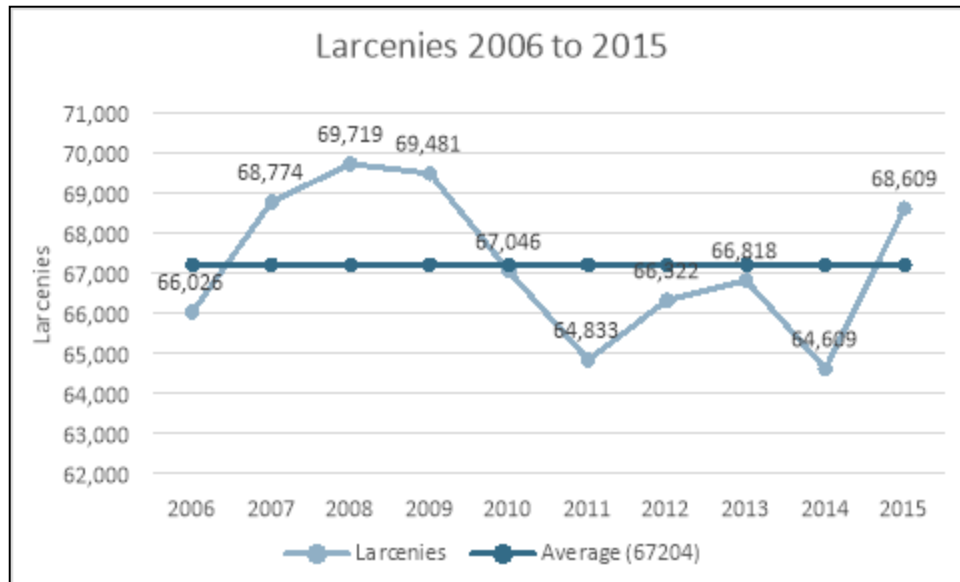
Aggravated Assaults



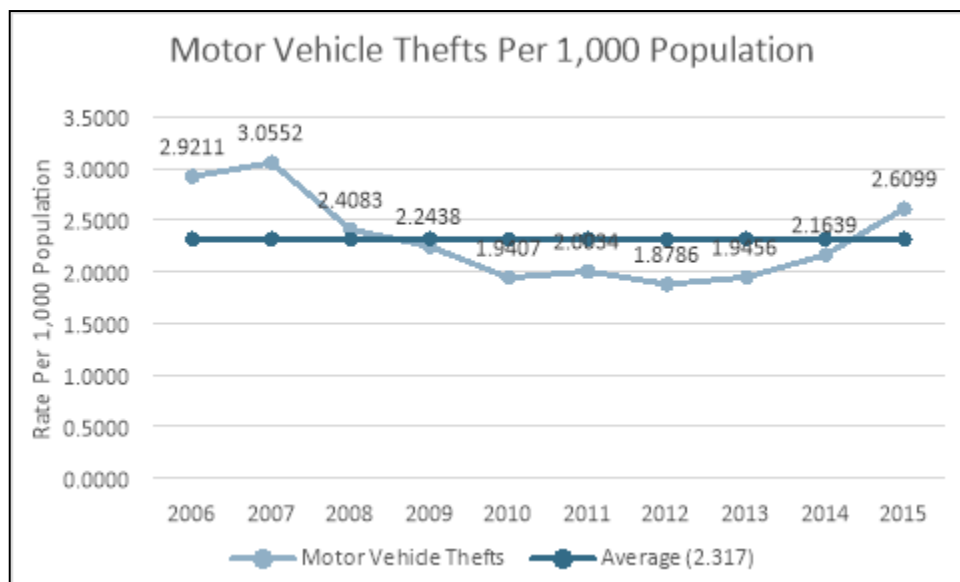
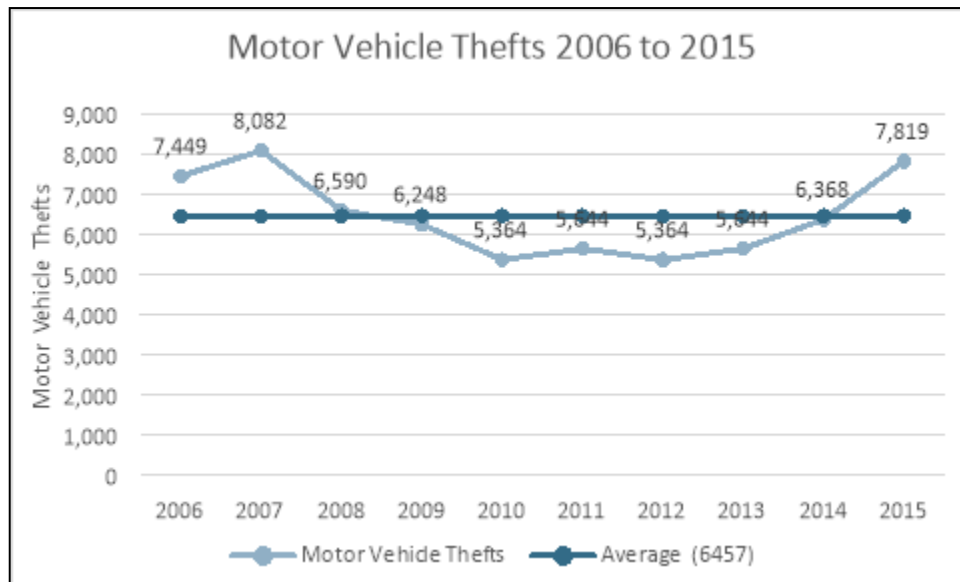
Burglaries



Larcenies



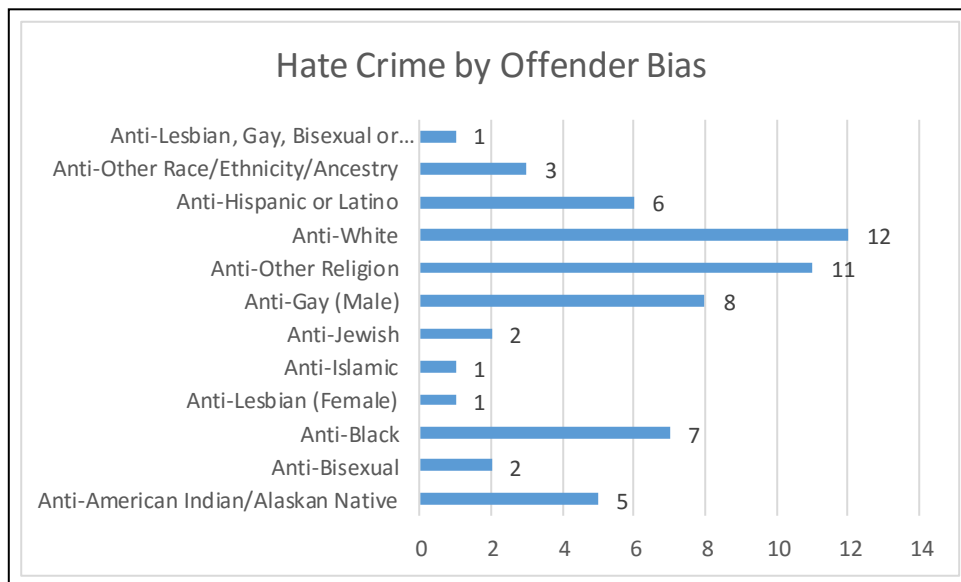
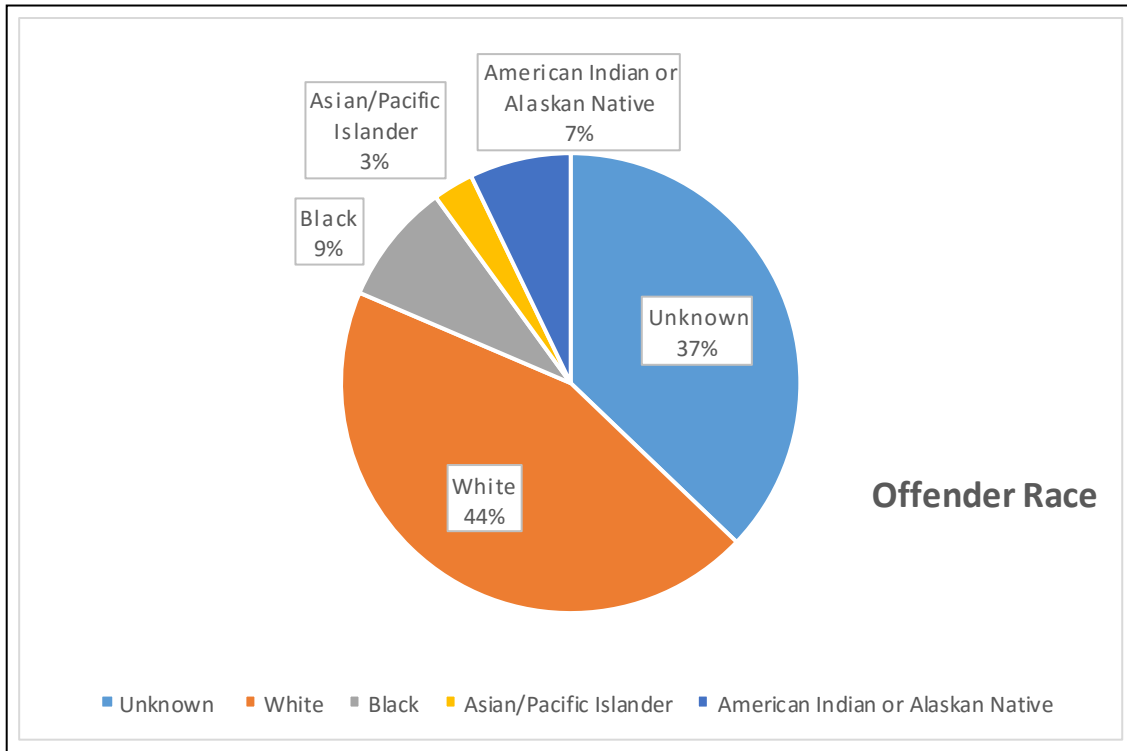
Motor Vehicle Thefts



## Hate Crimes

A criminal offense committed against a person or property which is motivated, in whole or in part, by the offender's bias against a race, religion, ethnic/national origin group, sexual orientation group, or disability.

Agency	Aggravated Assault	Destruction/Damage/Vandalism of Property	Intimidation	Robbery	Simple Assault	All Other Offenses	Total Offenses
BOUNTIFUL PD	0	0	0	0	0	2	2
BYU PD	0	1	0	0	1	0	2
DAVIS COUNTY SHERIFF	0	1	0	0	0	0	1
DUCHESNE COUNTY SHERIFF	0	1	0	0	0	0	1
FARMINGTON PD	0	0	0	0	1	0	1
GRANTSVILLE PD	0	0	0	0	0	2	2
OGDEN PD	0	2	0	0	0	0	2
PRICE PD	0	0	0	0	1	1	2
ROOSEVELT PD	1	0	0	0	1	0	2
SALT LAKE CITY PD	1	3	0	1	2	0	7
SANDY PD	0	1	0	0	0	0	1
SOUTH SALT LAKE PD	0	1	0	0	1	0	2
ST. GEORGE PD	0	1	0	1	0	3	5
TOOELE PD	0	3	0	0	0	2	5
UHP HDQTS - SALT LAKE CITY	0	1	0	0	1	0	2
UINTAH COUNTY SHERIFF	0	0	0	0	1	0	1
UTAH COUNTY SHERIFF	0	0	0	0	0	1	1
VERNAL PD	0	0	1	0	0	0	1
WASHINGTON COUNTY SHERIFF	0	1	1	0	2	1	5
WEST BOUNTIFUL PD	0	0	0	0	0	2	2
WEST JORDAN PD	0	1	0	0	0	1	2
PAYSON PD	0	0	0	0	2	0	2
SPRINGVILLE PD	0	0	0	0	1	0	1
WEST VALLEY PD	1	1	3	0	0	2	7
<b>Total</b>	<b>3</b>	<b>18</b>	<b>5</b>	<b>2</b>	<b>14</b>	<b>17</b>	<b>59</b>





## Officers Assaulted

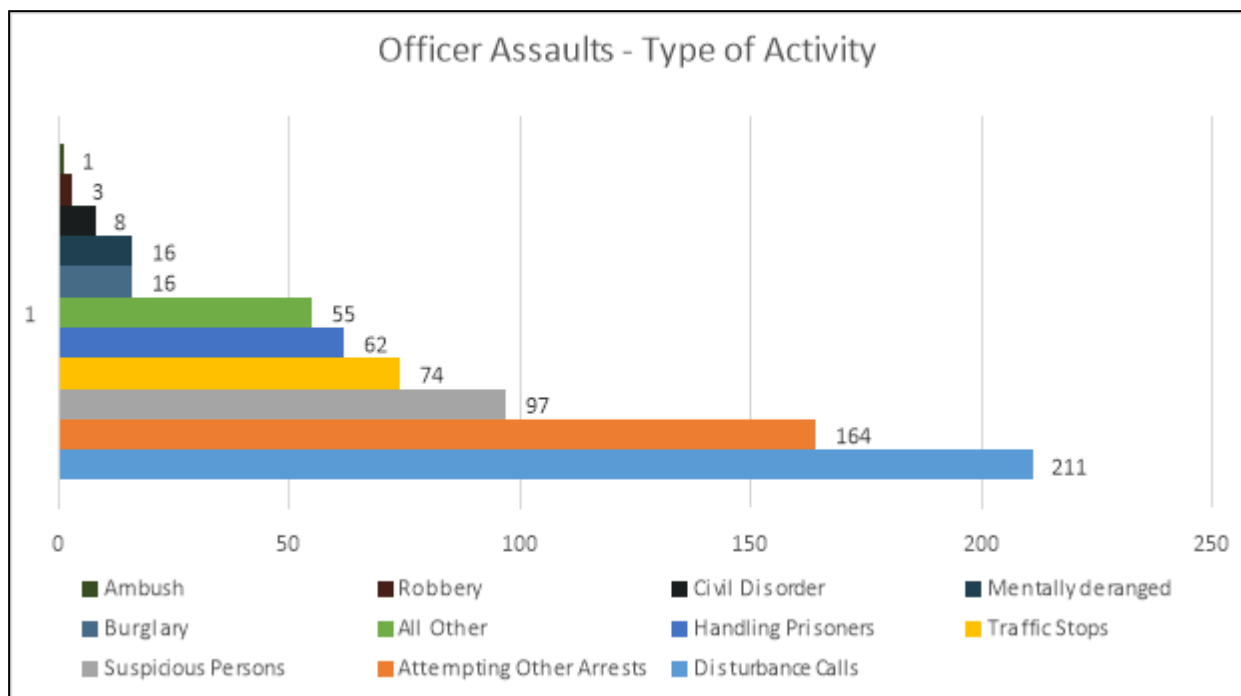
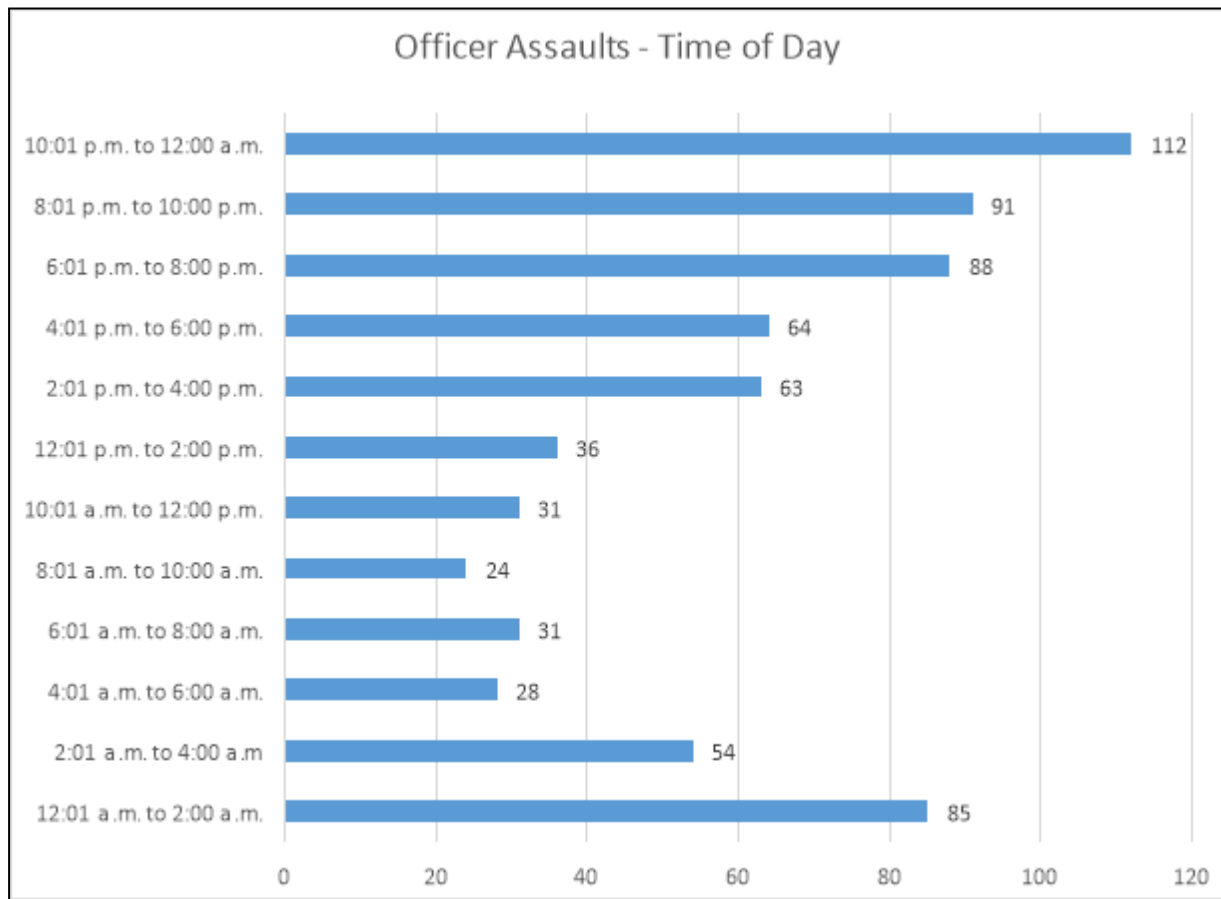
When reviewing the information on Law Enforcement Officers Killed and Assaulted (LEOKA) the following needs to be considered:

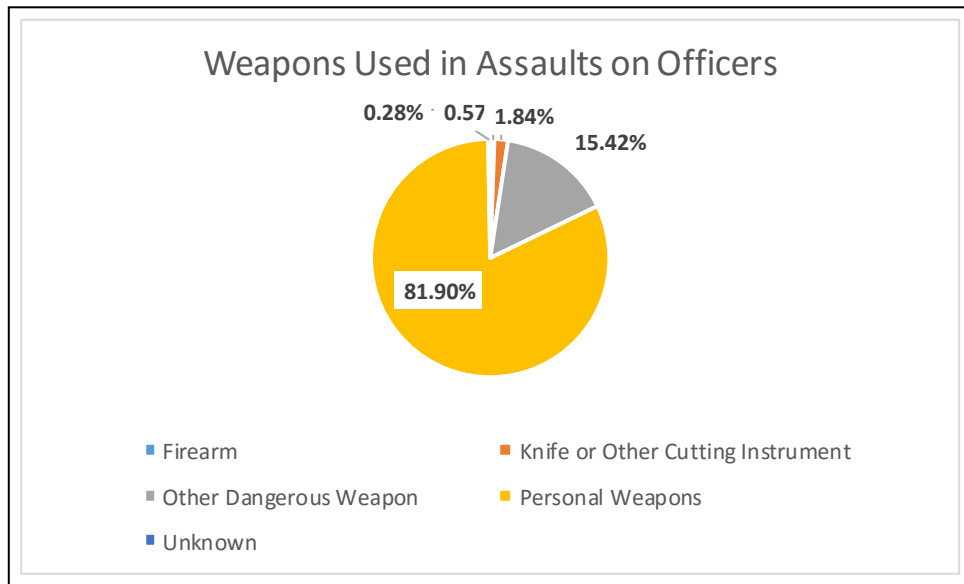
- The data in the tables and charts reflect the number of victim officers, not the number of incidents or weapons used.
- The UCR Program considers any part of the body that can be used as weapons (such as hands, fists, or feet) to be personal weapons and designates them as such in its data.
- Not all agencies submit data on the number of officers assaulted in their jurisdiction.

Type of Assignment	
Assignment	Assaults
Two Officer Vehicle	19
One Officer Vehicle - Alone	136
One Officer Vehicle - Assisted	450
Special Assignment - Alone	8
Special Assignment - Assisted	18
Other - Alone	5
Other Assisted	71
<b>Total</b>	<b>707</b>

Assaults with Injury		
With Injuries	116	16.41%
Without Injuries	586	82.89%
Unknown Injuries	5	0.71%
<b>Total</b>	<b>707</b>	<b>100.00%</b>

Assaults on Officers Cleared - 2015	
Offenses	707
Cleared	446
Clearance Rate	63.08%
NOTE: An offense cleared in 2015 may have occurred in a previous year	





## Law Enforcement Employees per Agency

Because of law enforcement's varying service requirements and functions as well as the diverse demographic traits and characteristics of jurisdictions, use caution when drawing comparisons between agency staffing levels based upon police employment data from the Uniform Crime Reporting (UCR) Program. It must be remembered that the totals given for sworn officers for any particular agency reflect not only the patrol officers on the street but also officers assigned to various other duties such as those in administrative and investigative positions as well as those assigned to special teams.

### Data Collection:

- Each year, law enforcement agencies in Utah report the total number of sworn law enforcement officers and civilians in their agency as of October 31 to the UCR Program.
- The UCR Program defines law enforcement officers as full-time, sworn personnel that possess full arrest powers, and carry a weapon. Their primary duties include responding to routine calls for police service, emergency situations, or crime scenes; performing routine patrol; rendering emergency services, enforcing criminal laws and traffic regulations; and investigating violations of criminal laws and traffic accidents. These employees' salaries are paid from law enforcement funds. In addition, correctional officers and police cadets are included in the officer counts only if they are sworn and possess full arrest powers.
- Civilian counts are inclusive of all full-time employees of the agency, i.e., dispatchers, clerks, and meter attendants. These employees' salaries are paid from law enforcement funds. Furthermore, correctional officers or jailers that have no police or arrest powers outside the jail are counted as civilians as long as their salaries are paid from the funds of the law enforcement agency.

### Overview:

- In 2015, sworn officers accounted for 69.80% of all law enforcement personnel in Utah.
- The number of full-time law enforcement employees (civilian and sworn) per 1,000 inhabitants in Utah for 2015 was 2.42; the rate of sworn officers was 1.69 per 1,000. The UCR Program computes these rates by taking the number of employees, dividing by the population of agency's jurisdiction, and multiplying by 1,000. These numbers do not include the agencies that did not submit data in 2015.
- Female employees accounted for 55.75% of all full-time civilian law enforcement employees in 2015
- Males accounted for 90.67% of all full-time sworn law enforcement officers in 2015.
- As of October 31, 2015 there were 4,983 sworn law enforcement officers in Utah. Female officers made up 9.33% (465 officers) with male officers making up 90.67 % (4518) of the sworn law enforcement officers employed full-time in Utah.

Agency	Population	Full Time Employees per 1,000	Total Full Time Law Enforcement Employees	Total Full Time Civilian Employees	Total
BEAVER COUNTY SHERIFF	5,485	12.76	26	44	70
MINERSVILLE PD	869				
<b>BEAVER COUNTY TOTAL</b>	<b>6,354</b>	<b>11.02</b>	<b>26</b>	<b>44</b>	<b>70</b>
BOX ELDER COUNTY SHERIFF	15,449	5.50	27	58	85
BRIGHAM CITY PD	18,752	1.49	24	4	28
GARLAND PD	2,448	1.23	3	0	3
MANTUA PD	732	0.00			0
PERRY PD	4,702	1.28	5	1	6
TREMONTON PD	8,227	1.46	10	2	12
WILLARD PD	1,787	1.12	2	0	2
<b>BOX ELDER COUNTY TOTAL</b>	<b>52,097</b>	<b>2.61</b>	<b>71</b>	<b>65</b>	<b>136</b>
CACHE COUNTY SHERIFF	45,074	3.19	55	89	144
CACHE-RICH DRUG TASK FORCE	0	0.00	6	0	6
LOGAN PD	50,371	1.63	53	29	82
NORTH PARK PD	14,556	0.69	8	2	10
SMITHFIELD PD	10,782	1.02	10	1	11
USU PD	0	0.00	12	6	18
<b>CACHE COUNTY TOTAL</b>	<b>120,783</b>	<b>2.24</b>	<b>144</b>	<b>127</b>	<b>271</b>
CARBON COUNTY SHERIFF	6,799	7.06	28	20	48
CEU PD	0	0.00	7	1	8
EAST CARBON PD	1,569	15.30	3	21	24
HELPER PD	2,112	2.84	5	1	6
PRICE PD	8,378	2.39	17	3	20
WELLINGTON PD	1,621				0
<b>CARBON COUNTY TOTAL</b>	<b>20,479</b>	<b>4.15</b>	<b>60</b>	<b>25</b>	<b>85</b>
<b>DAGGETT COUNTY SHERIFF</b>	<b>1,109</b>	<b>22.54</b>	<b>9</b>	<b>16</b>	<b>25</b>
BOUNTIFUL PD	43,784	1.21	36	17	53
CENTERVILLE PD	16,877	1.24	18	3	21
CLEARFIELD PD	30,653	1.70	32	20	52
CLINTON PD	21,399	0.79	16	1	17
DAVIS COUNTY SHERIFF	26,980	11.71	143	173	316
DAVIS METRO NARCOTICS STRIKE FORCE	0	0.00	0	174	174
DAVIS METRO NARCOTICS STRIKE FORCE	0	0.00	0	1	1
FARMINGTON PD	22,566	0.89	17	3	20
KAYSVILLE PD	30,472	0.95	25	4	29
LAYTON PD	74,143	1.44	77	30	107
NORTH SALT LAKE PD	19,796	1.21	20	4	24

Agency	Population	Full Time Employees per 1,000	Total Full Time Law Enforcement Employees	Total Full Time Civilian Employees	Total
SUNSET PD	5,183	8.10	8	34	42
SYRACUSE PD	27,395	0.80	20	2	22
WEST BOUNTIFUL PD	5,511	1.81	9	1	10
WOODS CROSS PD	11,284	1.86	18	3	21
<b>DAVIS COUNTY TOTAL</b>	<b>336,043</b>	<b>2.06</b>	<b>439</b>	<b>254</b>	<b>693</b>
DUCHESNE COUNTY SHERIFF	13,243	4.53	23	37	60
MYTON PD	639	0.00	0	0	0
ROOSEVELT PD	6,980	1.58	10	1	11
<b>DUCHESNE COUNTY TOTAL</b>	<b>20,862</b>	<b>3.40</b>	<b>33</b>	<b>38</b>	<b>71</b>
<b>EMERY COUNTY SHERIFF</b>	<b>10,370</b>	<b>3.47</b>	<b>25</b>	<b>11</b>	<b>36</b>
<b>GARFIELD COUNTY SHERIFF</b>	<b>5,009</b>	<b>6.39</b>	<b>15</b>	<b>17</b>	<b>32</b>
GRAND COUNTY SHERIFF	4,281	7.47	18	14	32
MOAB PD	5,235	3.82	14	6	20
<b>GRAND COUNTY TOTAL</b>	<b>9,516</b>	<b>5.46</b>	<b>32</b>	<b>20</b>	<b>52</b>
IRON COUNTY SHERIFF	8,906	8.87	39	40	79
BRIANHEAD MARSHAL	87	45.98	4	0	4
CEDAR CITY PD	30,184	1.42	33	10	43
ENOCH PD	6,265	1.12	5	2	7
PAROWAN PD	2,926	1.37	4	0	4
SUU PD	0	0.00	5	1	6
<b>IRON COUNTY TOTAL</b>	<b>48,368</b>	<b>2.96</b>	<b>90</b>	<b>53</b>	<b>143</b>
JUAB COUNTY SHERIFF	5,034	4.97	15	10	25
NEPHI PD	5,560	1.98	9	2	11
<b>JUAB COUNTY TOTAL</b>	<b>10,594</b>	<b>3.40</b>	<b>24</b>	<b>12</b>	<b>36</b>
KANE COUNTY SHERIFF	2,270	21.15	21	27	48
BIG WATER MARSHALS OFFICE	467	2.14	1	0	1
KANAB PD	4,394	1.59	6	1	7
<b>KANE COUNTY TOTAL</b>	<b>7,131</b>	<b>7.85</b>	<b>28</b>	<b>28</b>	<b>56</b>
<b>MILLARD COUNTY SHERIFF</b>	<b>12,645</b>	<b>4.27</b>	<b>33</b>	<b>21</b>	<b>54</b>
<b>MORGAN COUNTY SHERIFF</b>	<b>11,065</b>	<b>1.08</b>	<b>10</b>	<b>2</b>	<b>12</b>
<b>PIUTE COUNTY SHERIFF</b>	<b>1,517</b>	<b>1.98</b>	<b>3</b>	<b>0</b>	<b>3</b>
<b>RICH COUNTY SHERIFF</b>	<b>2,311</b>	<b>4.33</b>	<b>4</b>	<b>6</b>	<b>10</b>

Agency	Population	Full Time Employees per 1,000	Total Full Time Law Enforcement Employees	Total Full Time Civilian Employees	Total
UNIFIED PD OF GREATER SALT LAKE	339,751	1.65	414	148	562
ALTA MARSHAL	390	20.51	4	4	8
BLUFFDALE PD	10,931	0.82	8	1	9
COTTONWOOD HEIGHTS PD	34,343	1.40	40	8	48
DRAPER PD	46,774	1.00	39	8	47
GRANITE SCHOOL DISTRICT PD	0	0.00	31	8	39
MURRAY PD	49,250	1.83	74	16	90
SALT LAKE CITY PD	192,672	2.75	433	97	530
SANDY PD	93,613	1.47	107	31	138
SOUTH JORDAN PD	66,648	0.89	51	8	59
SOUTH SALT LAKE PD	24,788	2.78	59	10	69
UNIVERSITY OF UTAH PD	0	0.00	37	81	118
WEST JORDAN PD	111,946	1.25	105	35	140
WEST VALLEY PD	136,208	1.61	181	38	219
<b>SALT LAKE COUNTY TOTAL</b>	<b>1,107,314</b>	<b>1.87</b>	<b>1583</b>	<b>493</b>	<b>2076</b>
SAN JUAN COUNTY SHERIFF	9,918	3.33	14	19	33
BLANDING PD	3,785	1.32	5	0	5
MONTICELLO PD	2,069	10.63	3	19	22
<b>SAN JUAN COUNTY TOTAL</b>	<b>15,772</b>	<b>2.60</b>	<b>22</b>	<b>19</b>	<b>41</b>
SANPETE COUNTY SHERIFF	10,331	5.13	22	31	53
CENTERFIELD PD	1,387	0.72	1	0	1
EPHRAIM PD	6,857	0.73	5	0	5
FAIRVIEW PD	130	7.69	1	0	1
FOUNTAIN GREEN PD	1,083	0.92	1	0	1
GUNNISON PD	3,238	0.93	3	0	3
MORONI PD	1,451	0.00	0	0	0
MT. PLEASANT PD	3,299	1.21	4	0	4
SNOW COLLEGE PD	0	0.00	2	0	2
SPRING CITY PD	1,002	0.00	0	0	0
<b>SANPETE COUNTY TOTAL</b>	<b>28,778</b>	<b>2.43</b>	<b>39</b>	<b>31</b>	<b>70</b>
SEVIER COUNTY SHERIFF	10,871	6.16	36	31	67
RICHFIELD PD	7,592	2.11	15	1	16
SALINA PD	2,521	1.19	3	0	3
<b>SEVIER COUNTY TOTAL</b>	<b>20,984</b>	<b>4.10</b>	<b>54</b>	<b>32</b>	<b>86</b>
SUMMIT COUNTY SHERIFF	29,452	3.19	55	39	94
KAMAS PD	2,053	0.97	2	0	2
PARK CITY PD	8,128	5.04	29	12	41
<b>SUMMIT COUNTY TOTAL</b>	<b>39,633</b>	<b>3.46</b>	<b>86</b>	<b>51</b>	<b>137</b>

Agency	Population	Full Time Employees per 1,000	Total Full Time Law Enforcement Employees	Total Full Time Civilian Employees	Total
TOOELE COUNTY SHERIFF	18,651	4.88	30	61	91
GRANTSVILLE PD	10,027	1.80	15	3	18
STOCKTON/RUSH VALLEY PD	1,117	58.19	1	64	65
TOOELE PD	33,157	1.06	31	4	35
<b>TOOELE COUNTY TOTAL</b>	<b>62,952</b>	<b>2.30</b>	<b>77</b>	<b>68</b>	<b>145</b>
UINTAH COUNTY SHERIFF	24,516	3.30	23	58	81
NAPLES PD	2,212	3.62	7	1	8
UINTAH BASIN GANG UNIT	0	0.00	0	0	0
VERNAL PD	11,200	2.14	21	3	24
<b>UINTAH COUNTY TOTAL</b>	<b>37,928</b>	<b>2.98</b>	<b>51</b>	<b>62</b>	<b>113</b>
UTAH COUNTY SHERIFF	56,230	6.65	141	233	374
AMERICAN FORK PD	28,326	1.48	35	7	42
BYU PD	0	0.00	30	13	43
LEHI PD	58,486	0.91	47	6	53
LINDON PD	10,810	1.48	14	2	16
ALPINE/HIGHLAND PD	28,224	0.89	21	4	25
MAPLETON PD	9,232	1.08	9	1	10
OREM PD	94,457	1.25	81	37	118
PAYSON PD	19,548	1.07	20	1	21
PLEASANT GROVE/LINDON PD	38,052	0.92	27	8	35
PROVO PD	115,264	1.33	104	49	153
SALEM/WOODLAND HILLS PD	8,957	1.23	10	1	11
SANTAQUIN/GENOLA PD	11,991	1.00	11	1	12
SARATOGA SPRINGS PD	25,407	0.87	20	2	22
SPANISH FORK PD	37,935	0.92	31	4	35
SPRINGVILLE PD	32,286	1.08	24	11	35
UTAH COUNTY ATTY - INVESTIGATIONS DIV	0	0.00	6	2	8
UTAH COUNTY MAJOR CRIMES TASK FORCE	0	0.00	0	1	1
UTAH COUNTY MAJOR CRIMES TASK FORCE	0	0.00	0	1	1
UVSC PD	0	0.00	10	2	12
<b>UTAH COUNTY TOTAL</b>	<b>575,205</b>	<b>1.79</b>	<b>641</b>	<b>386</b>	<b>1027</b>
WASATCH COUNTY SHERIFF	14,859	3.36	24	26	50
HEBER CITY PD	14,302	1.61	18	5	23
<b>WASATCH COUNTY TOTAL</b>	<b>29,161</b>	<b>2.50</b>	<b>42</b>	<b>31</b>	<b>73</b>
WASHINGTON COUNTY SHERIFF	13,207	11.96	46	112	158
DIXIE COLLEGE PD	0				0
HILDALE PD	2,927	3.42	6	4	10
HURRICANE PD	15,501	1.55	21	3	24



Agency	Population	Full Time Employees per 1,000	Total Full Time Law Enforcement Employees	Total Full Time Civilian Employees	Total
LA VERKIN PD	4,193	0.95	4	0	4
SANTA CLARA IVINS PUBLIC SAFETY	14,717	1.29	16	3	19
SPRINGDALE PD	556	7.19	4	0	4
ST. GEORGE PD	80,202	1.99	110	50	160
WASHINGTON CITY PD	24,299	1.03	23	2	25
<b>WASHINGTON COUNTY TOTAL</b>	<b>155,602</b>	<b>2.60</b>	<b>230</b>	<b>174</b>	<b>404</b>
<b>WAYNE COUNTY SHERIFF</b>	<b>2,692</b>	<b>2.23</b>	<b>5</b>	<b>1</b>	<b>6</b>
WEBER COUNTY SHERIFF	60,676	1.20	73	0	73
HARRISVILLE PD	6,221	1.61	9	1	10
NORTH OGDEN PD	18,446	1.14	18	3	21
OGDEN PD	85,444	1.86	128	31	159
PLEASANT VIEW PD	9,273	0.97	8	1	9
RIVERDALE PD	8,666	2.54	19	3	22
ROY PD	37,964	1.21	38	8	46
SOUTH OGDEN PD	16,955	1.47	21	4	25
WEBER MORGAN NARCOTICS STRIKE FORCE	0	0.00			0
WEBER STATE UNIVERSITY PD	0	0.00	11	2	13
<b>WEBER COUNTY TOTAL</b>	<b>243,645</b>	<b>1.55</b>	<b>325</b>	<b>53</b>	<b>378</b>
PARKS & RECR - LED	0	0.00	55	1	56
UHP HDQTS - SALT LAKE CITY	0	0.00	453	140	593
WILDLIFE RESOURCES	0	0.00	76	2	78
UTAH TRANSIT AUTHORITY PD	0	0.00	62	5	67
<b>STATE AGENCY TOTAL</b>	<b>0</b>	<b>0.00</b>	<b>646</b>	<b>148</b>	<b>794</b>
<b>STATE TOTALS</b>	<b>2,995,919</b>	<b>2.38</b>	<b>4,847</b>	<b>2,288</b>	<b>7,135</b>

## INCIDENT BASED REPORTING

The concept of Incident Based Reporting, also referred to as IBR or NIBRS, was developed by the FBI in the 1980s to provide more comprehensive data for the management of crime in our society. In an incident based reporting system, computer technology is used to collect more detailed information about the crimes that occur. The availability of detailed information, stored in a law enforcement agency's Records Management System data base, makes for a more comprehensive analysis of criminal activity.

The Utah Incident Based Reporting System was implemented in 1991; 75 Utah agencies submitted IBR data for this report. The data accepted by the Utah repository is also forwarded to the NIBRS (National Incident Based Reporting System) repository where the FBI uses it to depict criminal activity nationwide.

The data from the IBR system is not directly comparable to the data from the summary based reports. Information about each incident and arrest is collected for 22 offense categories comprised of 46 Group A offenses. All offenses that occur in a criminal episode are reported, not just the most serious. Only arrest data is collected for 10 Group B crimes. (As opposed to the "Hierarchy Rule" outlined on page 10.)

Summary Based Reporting mostly gathers information on the eight "Index Crimes" listed on page 9. IBR gathers the "index crimes" as well as the following information:

Group A Offenses		
Crimes Against Persons	Crimes Against Property	Crimes Against Society
Murder	Robbery	Drug / Narcotic Violations
Negligent Manslaughter	Burglary/Breaking & Entering	Drug Equipment Violations
Forcible Rape	Larceny / Theft Offenses	Gambling Offenses
Forcible Sodomy	Motor Vehicle Theft	Pornography
Sexual Assault w/Object	Arson	Prostitution Offenses
Forcible Fondling	Destruction of Property	Weapon Law Violations
Aggravated Assault	Counterfeiting / Forgery	
Simple Assault	Fraud Offenses	
Intimidation	Embezzlement	
Kidnapping	Extortion / Blackmail	
Incest	Bribery	
Statutory Rape	Stolen Property Offenses	

Group B Arrests	
Offense	
Bad Checks	Nonviolent Family Offenses
Curfew / Loitering / Vagrancy	Liquor Law Violations
Disorderly Conduct	Peeping Tom
DUI	Trespass of Real Property
Drunkness	All Other Offenses

## Incident Based Reporting - Acknowledgements

Converting to IBR takes a lot of planning, work, and patience. It also requires enough foresight to see the value of accurate, detailed crime data in understanding and managing this serious problem. BCI appreciates the following agencies which have made the commitment to participate in the NIBRS program:

---

BLUFFDALE PD	ROOSEVELT PD
BOUNTIFUL PD	ROY PD
BRIGHAM CITY PD	SALT LAKE CITY PD
BYU PD	SANDY PD
CACHE-RICH DRUG TASK FORCE	SANTA CLARA IVINS PUBLIC SAFETY
CARBON COUNTY SHERIFF	SARATOGA SPRINGS PD
CENTERVILLE PD	SNOW COLLEGE PD
CLEARFIELD PD	SOUTH JORDAN PD
CLINTON PD	SOUTH OGDEN PD
DAGGETT COUNTY SHERIFF	SOUTH SALT LAKE PD
DAVIS COUNTY SHERIFF	SOUTHERN UTAH UNIVERSITY PD
DAVIS COUNTY TASK FORCE	SPANISH FORK PD
DRAPER PD	ST. GEORGE PD
DUCHESNE COUNTY SHERIFF	SUNSET PD
EMERY COUNTY SHERIFF	SYRACUSE PD
EPHRAIM PD	TOOELE COUNTY SHERIFF
FARMINGTON PD	TOOELE PD
GRANTSVILLE PD	UHP TRAINING 2
HARRISVILLE PD	UINTAH COUNTY SHERIFF
HEBER CITY PD	UNIFIED POLICE DEPT OF GREATER SALT LAKE
HELPER PD	UTAH COUNTY SHERIFF
HURRICANE PD	UTAH STATE UNIVERSITY LOGAN
KANAB PD	UTAH TRANSIT AUTHORITY POLICE DEPARTMENT
KANE COUNTY SHERIFF	VERNAL PD
KAYSVILLE PD	WASATCH COUNTY SHERIFF
LAYTON PD	WASHINGTON CITY PD
LINDON PD	WASHINGTON COUNTY SHERIFF
LOGAN PD	WEBER COUNTY SHERIFF
MILLARD COUNTY SHERIFF	WEBER MORGAN NARCOTICS STRIKE FORCE
MOAB PD	WEST BOUNTIFUL PD
MURRAY PD	WEST JORDAN PD
MYTON PD	WEST VALLEY PD
NAPLES PD	WILDLIFE RESOURCE - LED
NORTH OGDEN PD	WOODS CROSS PD
NORTH SALT LAKE PD	
OGDEN PD	
PARKS AND RECR - LED	
PLEASANT GROVE PD	
PLEASANT VIEW PD	
PRICE PD	
PROVO PD	
RIVERDALE PD	

## Crimes Against Persons

In this table certain categories of crimes against people are grouped together. The following indicates what offenses are counted for that category (see glossary for definitions of the offenses):

- Assault Offenses: Counts the victims of aggravated assault and simple assault.
- Sex Offenses (Forcible): Counts the victims of forcible rape, forcible sodomy, sexual assault with an object and forcible fondling.
- Sex Offenses (Non Forcible): Counts the victims of incest and statutory rape.
- Criminal incidents reported by the Utah Transit Authority PD, Utah State Parks, Utah Wildlife Resources and Utah Highway Patrol may have occurred anywhere in the state where the agencies have jurisdiction.

CRIMES AGAINST PERSONS						
Agency	Assault Offenses	Homicide Offenses	Kidnapping/Abduction	Sex Offenses - Forcible	Sex Offenses – Non-forcible	Crimes Against Persons
BLUFFDALE PD	31	0	1	6	0	38
BOUNTIFUL PD	269	1	1	45	4	320
BRIGHAM CITY PD	15	0	0	0	0	15
BYU PD	19	0	0	6	0	25
CACHE-RICH DRUG TASK FORCE	0	0	0	0	0	0
CARBON COUNTY SHERIFF	18	0	1	4	0	23
CENTERVILLE PD	78	0	6	18	0	102
CLEARFIELD PD	219	1	0	86	1	307
CLINTON PD	68	0	2	17	0	87
DAGGETT COUNTY SHERIFF	2	0	0	1	0	3
DAVIS COUNTY SHERIFF	111	1	2	18	4	136
DAVIS COUNTY TASK FORCE	1	0	0	0	0	1
DRAPER PD	247	1	3	42	5	298
DUCHESNE COUNTY SHERIFF	99	0	5	52	14	170
EMERY COUNTY SHERIFF	53	0	4	8	1	66
EPHRAIM PD	4	0	0	0	0	4
FARMINGTON PD	105	0	9	17	9	140
GRANTSVILLE PD	72	0	5	26	0	103
HARRISVILLE PD	0	0	0	0	0	0
HEBER CITY PD	10	0	0	1	0	11
HELPER PD	9	0	0	1	0	10

CRIMES AGAINST PERSONS						
Agency	Assault Offenses	Homicide Offenses	Kidnapping/Abduction	Sex Offenses - Forcible	Sex Offenses – Non-forcible	Crimes Against Persons
HURRICANE PD	165	1	14	18	6	204
KANAB PD	26	0	0	2	0	28
KANE COUNTY SHERIFF	27	0	0	7	0	34
KAYSVILLE PD	94	0	7	33	8	142
LAYTON PD	680	1	4	95	7	787
LINDON PD	50	0	0	10	2	62
LOGAN PD	239	1	0	95	1	336
MILLARD COUNTY SHERIFF	105	0	3	5	0	113
MOAB PD	77	0	4	10	2	93
MURRAY PD	658	2	5	83	0	748
MYTON PD	1	0	0	0	0	1
NAPLES PD	16	0	0	2	0	18
NORTH OGDEN PD	51	0	3	23	0	77
NORTH SALT LAKE PD	113	0	4	11	2	130
OGDEN PD	1,910	4	74	173	10	2,171
PARKS AND RECR - LED	10	0	0	0	0	10
PLEASANT GROVE PD	103	0	3	18	0	124
PLEASANT VIEW PD	0	0	0	0	0	0
PRICE PD	28	0	0	4	1	33
PROVO PD	638	0	41	169	25	873
RIVERDALE PD	109	1	6	14	1	131
ROOSEVELT PD	238	1	10	35	3	287
ROY PD	342	1	56	83	7	489
SALT LAKE CITY PD	4,862	6	100	390	22	5,380
SANDY PD	720	2	25	81	0	828
SANTA CLARA IVINS PUBLIC SAFETY	63	0	2	4	0	69
SARATOGA SPRINGS PD	63	0	4	16	2	85
SNOW COLLEGE PD	0	0	0	0	0	0
SOUTH JORDAN PD	379	0	3	84	1	467
SOUTH OGDEN PD	109	0	4	26	2	141
SOUTH SALT LAKE PD	621	1	8	70	4	704
SOUTHERN UTAH UNIVERSITY PD	3	0	0	7	0	10
SPANISH FORK PD	58	0	4	16	2	80
ST. GEORGE PD	624	0	45	87	13	769
SUNSET PD	64	1	0	1	1	67

CRIMES AGAINST PERSONS						
Agency	Assault Offenses	Homicide Offenses	Kidnapping/Abduction	Sex Offenses - Forcible	Sex Offenses – Non-forcible	Crimes Against Persons
SYRACUSE PD	76	0	2	30	2	110
TOOELE COUNTY SHERIFF	84	0	8	26	0	118
TOOELE PD	583	1	21	129	11	745
UHP TRAINING 2	111	0	5	3	0	119
UINTAH COUNTY SHERIFF	153	0	1	47	5	206
UNIFIED POLICE DEPT OF GREATER SALT LAKE	2,756	7	26	357	13	3,159
UTAH COUNTY SHERIFF	124	2	5	46	2	179
UTAH STATE UNIVERSITY LOGAN	7	0	0	0	0	7
UTAH TRANSIT AUTHORITY POLICE DEPARTMENT	107	0	0	2	0	109
VERNAL PD	137	0	4	26	7	174
WASATCH COUNTY SHERIFF	42	0	1	20	0	63
WASHINGTON CITY PD	140	0	3	26	5	174
WASHINGTON COUNTY SHERIFF	84	1	2	16	2	105
WEBER COUNTY SHERIFF	243	1	10	43	7	304
WEBER MORGAN NARCOTICS STRIKE FORCE	0	0	0	0	0	0
WEST BOUNTIFUL PD	34	0	6	9	1	50
WEST JORDAN PD	1,031	0	63	106	10	1,210
WEST VALLEY PD	2,285	8	104	251	5	2,653
WILDLIFE RESOURCE - LED	8	1	1	0	0	10
WOODS CROSS PD	24	0	1	1	0	26
<b>CRIMES AGAINST PERSONS TOTALS</b>	<b>22,705</b>	<b>47</b>	<b>731</b>	<b>3,158</b>	<b>230</b>	<b>26,871</b>

\* Crimes reported by this agency may have occurred in either Cache or Rich counties.

Since only 76 of the reporting agencies submit IBR data, IBR statistics reflect only crimes reported by those jurisdictions. They do not reflect statewide data. For a list of all agencies that submit IBR data, see page 67.

## Crimes Against Property

Criminal incidents reported by the Utah Transit Authority PD, Utah State Parks, Utah Wildlife Resources and Utah Highway Patrol may have occurred anywhere in the state where the agencies have jurisdiction.

CRIMES AGAINST PROPERTY													
Agency	Arson	Bribery	Burglary/Breaking & Entering	Counterfeiting/Forgery	Destruction/Damage/Vandalism of Prope	Embezzlement	Extortion/Blackmail	Fraud Offenses	Larceny/Theft Offenses	Motor Vehicle Theft	Robbery	Stolen Property Offenses	Crimes Against Property
BLUFFDALE PD	0	0	43	0	47	0	0	7	90	14	1	0	202
BOUNTIFUL PD	2	0	145	39	361	0	2	232	894	49	13	19	1,756
BRIGHAM CITY PD	1	0	4	0	16	0	0	3	23	1	0	1	49
BYU PD	0	0	9	0	25	0	1	10	141	4	0	1	191
CACHE-RICH DRUG TASK FORCE	0	0	2	0	0	0	0	0	2	0	0	0	4
CARBON COUNTY SHERIFF	0	0	25	1	51	0	0	11	62	4	1	1	156
CENTERVILLE PD	2	0	68	34	142	0	0	284	542	27	6	9	1,114
CLEARFIELD PD	3	0	99	9	304	8	0	83	459	29	7	3	1,004
CLINTON PD	0	0	26	3	87	0	0	54	227	9	2	1	409
DAGGETT COUNTY SHERIFF	0	0	2	0	6	0	0	1	7	1	0	0	17
DAVIS COUNTY SHERIFF	0	0	36	3	135	0	0	69	123	17	0	8	391
DAVIS COUNTY TASK FORCE	0	0	0	30	0	0	0	24	0	0	0	0	54
DRAPER PD	3	0	200	71	342	5	2	257	924	62	7	24	1,897
DUCHESNE COUNTY SHERIFF	2	0	87	7	121	0	0	34	294	32	0	4	581
EMERY COUNTY SHERIFF	1	0	16	3	21	0	0	8	95	4	1	5	154
EPHRAIM PD	0	0	2	0	11	0	0	3	19	0	0	0	35
FARMINGTON PD	2	0	63	25	144	0	0	111	315	25	1	19	705
GRANTSVILLE PD	1	0	41	13	46	0	0	33	92	8	0	4	238
HARRISVILLE PD	0	0	0	0	0	0	0	2	2	0	0	0	4
HEBER CITY PD	0	0	2	0	4	0	0	0	13	0	0	0	19
HELPER PD	0	0	9	1	12	0	0	5	25	5	0	1	58
HURRICANE PD	0	0	37	19	82	0	0	19	180	16	2	11	366
KANAB PD	1	0	14	2	1	0	0	6	53	3	0	1	81
KANE COUNTY SHERIFF	0	0	11	1	8	0	0	0	21	8	0	0	49
KAYSVILLE PD	1	0	57	7	126	0	0	41	172	22	1	5	432

CRIMES AGAINST PROPERTY													
Agency	Arson	Bribery	Burglary/Breaking & Entering	Counterfeiting/Forgery	Destruction/Damage/Vandalism of Prope	Embezzlement	Extortion/Blackmail	Fraud Offenses	Larceny/Theft Offenses	Motor Vehicle Theft	Robbery	Stolen Property Offenses	Crimes Against Property
LAYTON PD	8	0	186	59	634	11	5	308	1,332	61	12	18	2,634
LINDON PD	0	0	31	12	81	0	0	49	213	11	0	6	403
LOGAN PD	6	0	160	13	422	2	1	149	933	26	1	1	1,714
MILLARD COUNTY SHERIFF	1	0	61	6	32	0	0	10	134	15	2	5	266
MOAB PD	0	0	34	1	55	1	0	18	156	6	0	5	276
MURRAY PD	6	0	451	99	1,204	1	0	361	2,606	427	57	0	5,212
MYTON PD	0	0	0	0	1	0	0	0	6	0	0	0	7
NAPLES PD	0	0	8	3	20	0	0	11	26	7	0	2	77
NORTH OGDEN PD	1	0	25	3	92	0	0	37	211	15	2	3	389
NORTH SALT LAKE PD	2	0	90	4	228	0	0	81	516	31	2	4	958
OGDEN PD	11	0	529	131	2,037	4	4	436	3,191	331	85	55	6,814
PARKS AND RECR - LED	0	0	1	0	19	0	0	7	162	3	0	1	193
PLEASANT GROVE PD	0	0	42	10	141	1	0	26	232	17	3	4	476
PLEASANT VIEW PD	0	0	0	0	0	0	0	0	1	0	0	0	1
PRICE PD	1	0	70	15	75	1	0	26	334	6	1	5	534
PROVO PD	2	0	250	86	946	0	1	368	1,992	148	16	97	3,906
RIVERDALE PD	1	0	41	17	147	0	0	116	493	17	5	1	838
ROOSEVELT PD	0	0	53	14	97	0	0	74	288	23	3	10	562
ROY PD	1	1	100	24	301	0	1	153	599	56	4	12	1,252
SALT LAKE CITY PD	34	1	1,984	499	3,828	12	11	1,757	14,130	2,207	473	389	25,325
SANDY PD	5	0	559	190	655	8	0	526	2,203	214	29	64	4,453
SANTA CLARA IVINS PUBLIC SAFETY	0	0	35	0	65	0	0	30	108	5	0	4	247
SARATOGA SPRINGS PD	5	0	27	5	99	0	0	31	182	7	0	0	356
SNOW COLLEGE PD	0	0	1	0	0	0	0	0	4	1	0	0	6
SOUTH JORDAN PD	3	0	200	28	275	4	0	350	1,282	97	4	8	2,251
SOUTH OGDEN PD	0	0	55	27	123	3	1	89	240	17	1	9	565
SOUTH SALT LAKE PD	4	0	237	60	815	2	1	187	1,297	337	46	51	3,037
SOUTHERN UTAH UNIVERSITY PD	1	0	8	0	30	0	0	1	20	1	0	0	61
SPANISH FORK PD	1	0	53	15	208	0	0	116	354	21	2	2	772
ST. GEORGE PD	2	1	325	72	910	5	3	281	1,395	113	12	50	3,169
SUNSET PD	0	0	12	1	66	0	0	23	109	3	0	0	214
SYRACUSE PD	1	0	46	1	224	2	0	119	283	14	0	5	695



CRIMES AGAINST PROPERTY													
Agency	Arson	Bribery	Burglary/Breaking & Entering	Counterfeiting/Forgery	Destruction/Damage/Vandalism of Prope	Embezzlement	Extortion/Blackmail	Fraud Offenses	Larceny/Theft Offenses	Motor Vehicle Theft	Robbery	Stolen Property Offenses	Crimes Against Property
TOOELE COUNTY SHERIFF	5	0	72	13	86	0	0	64	79	63	3	59	444
TOOELE PD	12	0	250	60	509	0	0	162	882	107	16	3	2,001
UHP TRAINING 2	0	0	5	16	37	0	0	57	123	20	3	100	361
UINTAH COUNTY SHERIFF	2	0	44	12	109	0	0	44	211	18	1	0	441
UNIFIED POLICE DEPT OF GREATER SALT LAKE	35	0	1,692	479	3,125	10	6	1,976	8,997	1,546	212	308	18,386
UTAH COUNTY SHERIFF	1	0	49	5	242	0	0	67	234	20	0	23	641
UTAH STATE UNIVERSITY LOGAN	0	0	1	4	38	0	0	12	53	0	0	0	108
UTAH TRANSIT AUTHORITY POLICE DEPARTMENT	1	0	16	9	189	0	0	15	2,131	70	12	6	2,449
VERNAL PD	1	0	57	34	139	0	0	47	446	15	2	0	741
WASATCH COUNTY SHERIFF	0	0	21	0	130	0	0	3	79	4	0	3	240
WASHINGTON CITY PD	0	0	63	28	111	0	0	80	391	19	1	23	716
WASHINGTON COUNTY SHERIFF	0	0	47	13	93	1	0	13	99	8	1	12	287
WEBER COUNTY SHERIFF	1	0	128	19	344	4	4	164	611	50	9	6	1,340
WEBER MORGAN NARCOTICS STRIKE FORCE	0	0	0	0	1	0	0	0	0	0	0	0	1
WEST BOUNTIFUL PD	1	0	9	5	42	0	0	25	103	10	0	8	203
WEST JORDAN PD	6	0	403	174	1,495	3	0	420	2,809	295	53	73	5,731
WEST VALLEY PD	17	1	816	332	1,740	41	3	894	4,406	1,028	161	294	9,733
WILDLIFE RESOURCE - LED	1	0	0	0	13	0	0	0	12	3	0	1	30
WOODS CROSS PD	0	0	18	4	19	0	0	5	55	2	2	1	106
<b>CRIMES AGAINST PROPERTY TOTAL</b>	<b>198</b>	<b>4</b>	<b>10,363</b>	<b>2,870</b>	<b>24,384</b>	<b>129</b>	<b>46</b>	<b>11,085</b>	<b>61,528</b>	<b>7,855</b>	<b>1,278</b>	<b>1,848</b>	<b>121,588</b>

\* Crimes reported by this agency may have occurred in either Cache or Rich counties.

Since only 76 of the reporting agencies submit IBR data, IBR statistics reflect only crimes reported by those jurisdictions. They do not reflect statewide data. For a list of all agencies that submit IBR data, see page 67.

## Crimes Against Society and IBR Totals

Criminal incidents reported by the Utah Transit Authority PD, Utah State Parks, Utah Wildlife Resources and Utah Highway Patrol may have occurred anywhere in the state where the agencies have jurisdiction.

CRIMES AGAINST SOCIETY							Total NIBRS Offenses
Agency	Drug/Narcotic Offenses	Gambling Offenses	Pornography/Obscene Material	Prostitution Offenses	Weapon Law Violations	Crimes Against Society	
BLUFFDALE PD	63	0	0	0	6	69	309
BOUNTIFUL PD	346	0	2	0	19	367	2,443
BRIGHAM CITY PD	24	0	1	0	0	25	89
BYU PD	9	0	0	0	0	9	225
CACHE-RICH DRUG TASK FORCE	151	0	0	0	4	155	159
CARBON COUNTY SHERIFF	48	0	4	0	4	56	235
CENTERVILLE PD	264	0	0	0	2	266	1,482
CLEARFIELD PD	258	0	6	1	11	276	1,587
CLINTON PD	83	0	1	0	0	84	580
DAGGETT COUNTY SHERIFF	0	0	0	0	0	0	20
DAVIS COUNTY SHERIFF	398	0	3	0	30	431	958
DAVIS COUNTY TASK FORCE	104	0	0	0	4	108	163
DRAPER PD	340	0	3	1	28	372	2,567
DUCHESNE COUNTY SHERIFF	150	0	4	0	22	176	927
EMERY COUNTY SHERIFF	46	0	1	0	10	57	277
EPHRAIM PD	2	0	0	0	1	3	42
FARMINGTON PD	127	0	1	0	7	135	980
GRANTSVILLE PD	92	0	1	0	6	99	440
HARRISVILLE PD	1	0	0	0	0	1	5
HEBER CITY PD	9	0	0	0	1	10	40
HELPER PD	60	0	0	0	0	60	128
HURRICANE PD	259	0	0	0	45	304	874
KANAB PD	24	0	0	0	3	27	136
KANE COUNTY SHERIFF	53	0	0	0	3	56	139
KAYSVILLE PD	146	0	8	0	4	158	732
LAYTON PD	685	0	21	6	51	763	4,184
LINDON PD	97	0	0	0	7	104	569
LOGAN PD	423	0	15	0	25	463	2,513
MILLARD COUNTY SHERIFF	96	0	0	0	13	109	488
MOAB PD	151	0	0	0	1	152	521

CRIMES AGAINST SOCIETY							Total NIBRS Offenses
Agency	Drug/Narcotic Offenses	Gambling Offenses	Pornography/Obscene Material	Prostitution Offenses	Weapon Law Violations	Crimes Against Society	
MURRAY PD	530	1	8	0	61	600	6,560
MYTON PD	2	0	0	0	1	3	11
NAPLES PD	102	0	0	0	3	105	200
NORTH OGDEN PD	140	0	5	0	11	156	622
NORTH SALT LAKE PD	92	0	2	0	8	102	1,190
OGDEN PD	1,584	0	8	3	163	1,758	10,743
PARKS AND RECR - LED	155	0	0	0	12	167	370
PLEASANT GROVE PD	293	0	0	0	6	299	899
PLEASANT VIEW PD	0	0	0	0	0	0	1
PRICE PD	399	0	4	0	15	418	985
PROVO PD	1,006	0	0	2	102	1,110	5,889
RIVERDALE PD	271	0	3	3	7	284	1,253
ROOSEVELT PD	254	0	0	0	20	274	1,123
ROY PD	233	0	11	1	17	262	2,003
SALT LAKE CITY PD	5,176	2	14	157	439	5,788	36,493
SANDY PD	703	0	6	3	42	754	6,035
SANTA CLARA IVINS PUBLIC SAFETY	107	0	0	1	4	112	428
SARATOGA SPRINGS PD	113	0	0	0	12	125	566
SNOW COLLEGE PD	1	0	0	0	0	1	7
SOUTH JORDAN PD	304	0	6	0	20	330	3,048
SOUTH OGDEN PD	241	0	0	0	12	253	959
SOUTH SALT LAKE PD	1,103	1	2	0	70	1,176	4,917
SOUTHERN UTAH UNIVERSITY PD	4	0	0	0	1	5	76
SPANISH FORK PD	108	0	0	1	3	112	964
ST. GEORGE PD	928	0	6	20	42	996	4,934
SUNSET PD	52	0	0	0	2	54	335
SYRACUSE PD	69	0	11	0	5	85	890
TOOELE COUNTY SHERIFF	257	0	1	0	27	285	847
TOOELE PD	327	0	3	0	38	368	3,114
UHP TRAINING 2	4,445	0	0	0	151	4,596	5,076
UINTAH COUNTY SHERIFF	412	0	9	0	25	446	1,093
UNIFIED POLICE DEPT OF GREATER SALT LAKE	2,410	0	9	40	182	2,641	24,186
UTAH COUNTY SHERIFF	1,024	0	0	1	152	1,177	1,997
UTAH STATE UNIVERSITY LOGAN	16	0	0	0	0	16	131
UTAH TRANSIT AUTHORITY POLICE DEPARTMENT	357	0	0	0	3	360	2,918

CRIMES AGAINST SOCIETY							Total NIBRS Offenses
Agency	Drug/Narcotic Offenses	Gambling Offenses	Pornography/Obscene Material	Prostitution Offenses	Weapon Law Violations	Crimes Against Society	
VERNAL PD	480	0	1	2	26	509	1,424
WASATCH COUNTY SHERIFF	185	0	0	0	0	185	488
WASHINGTON CITY PD	317	0	2	0	30	349	1,239
WASHINGTON COUNTY SHERIFF	201	0	0	0	12	213	605
WEBER COUNTY SHERIFF	271	0	13	1	24	309	1,953
WEBER MORGAN NARCOTICS STRIKE FORCE	0	0	0	0	0	0	1
WEST BOUNTIFUL PD	70	0	0	0	0	70	323
WEST JORDAN PD	1,286	1	14	3	114	1,418	8,359
WEST VALLEY PD	2,346	1	29	1	291	2,668	15,054
WILDLIFE RESOURCE - LED	59	0	0	0	74	133	173
WOODS CROSS PD	29	0	0	0	0	29	161
<b>CRIMES AGAINST SOCIETY TOTAL</b>	<b>32,971</b>	<b>6</b>	<b>238</b>	<b>247</b>	<b>2,534</b>	<b>35,996</b>	<b>184,455</b>

\*Crimes reported by this agency may have occurred in either Cache or Rich counties.

Since only 76 of the reporting agencies submit IBR data, IBR statistics reflect only crimes reported by those jurisdictions. They do not reflect statewide data. For a list of all agencies that submit IBR data, see page 67.

## IBR Domestic Violence Analysis

The relationship shown in the table indicates the victim's relationship to the offender(s). i.e., "Spouse" indicates that the victim in the incident was the spouse of the offender.

Domestic Violence Victim and Weapon Analysis																		
Relationship of Victim to Offender	Asphyxiation	Blunt Object	Drugs/Narcotics/Sleeping Pills	Explosives	Fire/Incendiary Device	Firearm	Handgun	Knife/Cutting Instrument	Motor Vehicle	None	Other	Other Firearm	Personal Weapons	Poison	Rifle	Shotgun	Unknown	Total
Boyfriend/Girlfriend	2	81	1	1	3	2	70	158	26	249	279	1	3,616	0	6	7	26	4,528
Child	0	20	6	1	0	9	21	28	7	319	334	2	1,450	1	4	0	31	2,233
Child of Boyfriend/Girlfriend	0	2	1	0	0	0	4	10	1	31	30	0	153	0	0	0	6	238
Common-Law Spouse	0	2	0	0	0	0	2	4	3	22	20	0	111	0	0	1	1	166
Ex-Spouse	0	3	0	0	0	0	1	9	2	53	12	1	193	0	1	0	3	278
Grandchild	0	1	0	0	0	2	2	0	0	26	17	0	90	0	0	0	5	143
Grandparent	0	1	0	0	0	0	1	3	0	5	5	1	48	0	0	0	0	64
Homosexual Relationship	0	2	0	0	0	0	1	5	0	5	11	0	135	0	0	0	0	159
In-Law	0	12	0	0	2	0	2	10	2	18	11	0	179	0	0	0	3	239
Other Family Member **	0	27	0	0	0	1	2	38	3	115	57	1	806	0	0	7	5	1,062
Parent	0	20	0	0	0	2	8	50	2	61	93	0	886	0	2	8	3	1,135
Sibling	0	29	0	0	1	3	16	66	1	90	91	1	977	0	1	9	13	1,298
Spouse	1	35	1	0	1	4	42	81	13	118	186	4	2,056	1	6	4	11	2,564
Stepchild	0	9	0	0	0	0	1	11	0	40	31	0	170	0	2	1	5	270
Stepparent	0	6	0	0	0	0	0	5	0	1	6	0	85	0	0	0	0	103
Stepsibling	0	0	0	0	0	0	0	3	0	8	1	0	40	0	0	0	0	52
<b>Total</b>	<b>3</b>	<b>250</b>	<b>9</b>	<b>2</b>	<b>7</b>	<b>23</b>	<b>173</b>	<b>481</b>	<b>60</b>	<b>1,161</b>	<b>1,184</b>	<b>11</b>	<b>10,995</b>	<b>2</b>	<b>22</b>	<b>37</b>	<b>112</b>	<b>14,532</b>

"Victim" – indicates relationship of the victim to the offender, i.e., "Child" indicates the victim was the child of the offender.

\*\* Other Family Member includes foster child.

Since only 76 of the reporting agencies submit IBR data, IBR statistics reflect only crimes reported by those jurisdictions. They do not reflect statewide data. For a list of all agencies that submit IBR data, see page 67.

Domestic Violence Victim Injuries									
Victim Relationship to Offender	Apparent Broken Bones	Apparent Minor Injury	Loss of Teeth	None	Other Major Injury	Possible Internal Injury	Severe Laceration	Unconsciousness	Total
Boyfriend/Girlfriend	8	2,454	2	1,518	79	23	35	26	4,145
Child	4	604	0	1,399	8	5	2	0	2,022
Child of Boyfriend/Girlfriend	0	76	0	123	3	0	0	1	203
Common-Law Spouse	0	101	0	54	9	3	1	1	169
Ex-Spouse	0	130	0	142	0	1	0	3	276
Grandchild	0	35	0	93	0	2	0	0	130
Grandparent	1	29	0	34	0	0	0	0	64
Homosexual Relationship	2	86	0	64	3	0	1	0	156
In-Law	1	117	0	107	5	1	5	0	236
Other Family Member **	0	375	2	617	14	2	3	4	1,017
Parent	4	558	0	510	15	5	4	1	1,097
Sibling	3	589	0	596	15	6	17	4	1,230
Spouse	11	1,405	1	933	47	22	14	21	2,454
Stepchild	0	84	0	173	3	0	0	0	260
Stepparent	0	59	0	36	1	0	2	0	98
Stepsibling	0	20	0	29	0	1	0	0	50
<b>Total</b>	<b>34</b>	<b>6,722</b>	<b>5</b>	<b>6,428</b>	<b>202</b>	<b>71</b>	<b>84</b>	<b>61</b>	<b>13,607</b>

“Victim” – indicates relationship of the victim to the offender, i.e., “Child” indicates the victim was the child of the offender.

\*\* Other Family Member includes foster child.

Since only 76 of the reporting agencies submit IBR data, IBR statistics reflect only crimes reported by those jurisdictions. They do not reflect statewide data. For a list of all agencies that submit IBR data, see page 67.

Offenses Committed Against Family Members															
Victim Relationship to Offender	Aggravated Assault	Arson	Burglary/Breaking & Entering	Forcible Fondling	Forcible Rape	Forcible Sodomy	Incest	Intimidation	Kidnapping/Abduction	Murder & Nonnegligent Manslaughter	Negligent Manslaughter	Robbery	Sexual Assault with an Object	Simple Assault	Total
Boyfriend/Girlfriend	454	1	45	77	121	15	0	330	215	0	1	22	4	2,997	<b>4,282</b>
Child	115	0	1	222	29	15	2	299	84	4	3	5	17	1,419	<b>2,215</b>
Child of Boyfriend/Girlfriend	13	0	0	37	6	2	0	52	5	3	0	0	1	128	<b>247</b>
Common-Law Spouse	19	0	0	0	2	0	0	9	3	1	0	0	0	132	<b>166</b>
Ex-Spouse	23	0	3	4	7	0	0	139	50	0	0	2	1	170	<b>399</b>
Grandchild	3	0	1	38	6	7	1	10	9	0	0	0	3	58	<b>136</b>
Grandparent	6	0	0	1	0	0	0	5	2	0	0	0	0	53	<b>67</b>
Homosexual Relationship	12	0	0	0	0	8	0	9	2	0	0	1	1	129	<b>162</b>
In-Law	33	0	6	11	3	0	0	54	3	0	0	0	0	161	<b>271</b>
Other Family Member **	77	0	4	220	30	29	0	111	14	1	0	14	4	559	<b>1,063</b>
Parent	96	1	5	1	1	0	0	104	13	0	0	6	0	912	<b>1,139</b>
Sibling	135	1	4	154	21	19	4	107	18	0	0	0	10	803	<b>1,276</b>
Spouse	257	1	8	7	40	4	0	171	108	3	0	2	4	1,876	<b>2,481</b>
Stepchild	16	0	0	53	17	6	0	12	1	0	0	1	2	147	<b>255</b>
Stepparent	15	1	2	1	0	0	0	9	1	0	0	0	0	72	<b>101</b>
Stepsibling	0	0	0	25	2	2	0	2	0	0	0	0	1	19	<b>51</b>
<b>Total</b>	<b>1,274</b>	<b>5</b>	<b>79</b>	<b>851</b>	<b>285</b>	<b>107</b>	<b>7</b>	<b>1,423</b>	<b>528</b>	<b>12</b>	<b>4</b>	<b>53</b>	<b>48</b>	<b>9,635</b>	<b>14,311</b>

“Victim” – indicates relationship of the victim to the offender, i.e., “Child” indicates the victim was the child of the offender.

\*\* Other Family Member includes foster child.

## Group B Arrest Breakdown

Agency	All Other Offenses	Bad Checks	Curfew/Loitering /Vagrancy Violations	Disorderly Conduct	DUI	Drunkenness	Family Offenses, Nonviolent	Liquor Law Violations	Peeping Tom	Trespass of Real Property	Total
BLUFFDALE PD	33	0	0	5	17	4	0	24	0	0	83
BOUNTIFUL PD	339	0	7	27	78	18	11	31	2	11	524
BRIGHAM CITY PD	29	0	1	0	2	0	0	2	0	0	34
BYU PD	6	0	0	3	0	0	1	0	0	19	29
CACHE-RICH DRUG TASK FORCE	4	0	0	0	0	0	0	1	0	0	5
CARBON COUNTY SHERIFF	0	0	0	29	10	0	26	2	0	16	83
CENTERVILLE PD	344	0	3	6	42	0	2	13	0	5	415
CLEARFIELD PD	91	0	58	35	37	16	22	71	0	35	365
CLINTON PD	17	0	0	22	12	8	0	32	0	2	93
DAGGETT COUNTY SHERIFF	0	0	0	2	2	0	0	3	0	0	7
DAVIS COUNTY SHERIFF	327	1	4	16	58	10	0	42	0	51	509
DRAPER PD	65	3	1	21	46	20	21	27	0	26	230
DUCHESNE COUNTY SHERIFF	203	0	1	41	21	20	39	13	0	9	347
EMERY COUNTY SHERIFF	85	0	0	2	21	7	2	8	0	0	125
EPHRAIM PD	0	0	0	1	0	0	1	8	0	0	10
FARMINGTON PD	151	0	4	19	19	10	2	17	0	4	226
GRANTSVILLE PD	229	0	1	21	12	0	1	6	0	7	277
HELPER PD	0	0	0	20	9	0	2	4	0	5	40
Hurricane PD	212	0	15	24	35	13	1	24	0	17	341
KANAB PD	2	0	5	2	4	6	0	1	0	2	22
KANE COUNTY SHERIFF	6	3	0	3	9	6	0	2	0	1	30
KAYSVILLE PD	89	0	1	30	18	13	7	15	0	6	179
LAYTON PD	130	4	56	54	103	49	11	65	1	49	522
LINDON PD	109	5	0	18	12	1	7	15	0	4	171
LOGAN PD	677	4	58	94	94	78	14	202	0	37	1,258
MILLARD COUNTY SHERIFF	11	0	1	8	13	16	1	22	0	2	74
MOAB PD	135	0	0	28	45	0	0	9	0	3	220
MURRAY PD	149	1	0	45	90	86	46	3	0	79	499
MYTON PD	3	0	0	0	1	0	1	0	0	0	5
NAPLES PD	188	0	2	3	15	0	0	13	0	1	222
NORTH OGDEN PD	84	0	0	9	25	0	18	3	0	6	145
NORTH SALT LAKE PD	2	0	2	2	15	10	4	6	0	4	45
OGDEN PD	962	1	107	80	104	311	47	42	0	0	1,654
PARKS AND RECREATION	28	0	0	6	33	0	0	36	0	3	106
PLEASANT GROVE PD	203	1	0	47	46	18	18	34	0	7	374
PRICE PD	0	1	0	80	13	0	45	19	1	18	177
PROVO PD	201	2	0	102	116	19	23	79	0	212	754
RIVERDALE PD	167	4	0	4	14	0	0	1	0	3	193
ROOSEVELT PD	210	0	30	59	30	20	7	10	0	11	377
ROY PD	210	1	0	1	39	0	3	5	0	15	274
SALT LAKE CITY PD	5,317	3	6	326	555	849	94	446	0	2,023	9,619
SANDY PD	449	7	0	30	822	19	23	45	0	52	1,447



Agency	All Other Offenses	Bad Checks	Curfew/Loitering /Vagrancy Violations	Disorderly Conduct	DUI	Drunkness	Family Offenses, Nonviolent	Liquor Law Violations	Peeping Tom	Trespass of Real Property	Total
SANTA CLARA/IVINS PUBLIC SAFETY	91	0	1	5	24	4	0	9	0	0	134
SARATOGA SPRINGS PD	128	0	14	5	33	1	4	18	0	22	225
SNOW COLLEGE PUBLIC SAFETY	0	0	0	0	0	0	0	9	0	0	9
SOUTH JORDAN PD	62	0	12	9	46	9	10	25	0	0	173
SOUTH OGDEN PD	250	1	0	10	15	0	4	9	0	2	291
SOUTH SALT LAKE PD	514	0	6	35	119	61	24	37	0	29	825
SPANISH FORK PD	320	3	0	46	33	22	7	38	0	38	507
ST GEORGE PD	628	1	79	58	127	147	9	225	0	84	1,358
SUNSET PD	0	0	0	0	3	0	0	0	0	0	3
SUU PD	5	0	0	0	1	3	0	4	0	0	13
SYRACUSE PD	103	1	3	2	15	3	2	14	0	6	149
TOOELE COUNTY SHERIFF	276	0	3	14	52	12	14	39	0	6	416
TOOELE PD	495	4	0	87	56	25	5	16	0	32	720
UINTAH COUNTY SHERIFF	663	1	10	29	42	0	6	118	0	8	877
UNIFIED POLICE DEPARTMENT	1,785	2	2	103	255	240	76	83	0	130	2,676
UTAH COUNTY SHERIFF	231	2	0	30	212	11	12	277	0	35	810
UTAH HIGHWAY PATROL	2,150	0	1	12	2,333	29	5	277	0	1	4,808
UTAH STATE UNIVERSITY PD	6	0	4	0	2	3	4	42	0	0	61
UTAH TRANSIT POLICE	101	0	0	37	1	100	40	147	0	780	1,206
VERNAL PD	844	1	14	91	51	0	14	117	0	9	1,141
WASATCH COUNTY SHERIFF	272	0	0	15	16	20	6	30	0	13	372
WASHINGTON CITY PD	182	0	10	10	47	7	2	36	0	8	302
WASHINGTON COUNTY SHERIFF	255	0	0	3	43	7	0	27	0	20	355
WEBER COUNTY SHERIFF	476	0	60	30	104	0	18	31	0	43	762
WEST BOUNTIFUL PD	56	0	0	2	21	4	2	2	0	1	88
WEST JORDAN PD	212	0	25	144	169	0	46	82	0	45	723
WEST VALLEY PD	180	0	22	295	259	226	13	98	0	94	1,187
WILDLIFE RESOURCES	56	0	0	3	1	0	0	3	0	10	73
<b>Total</b>	<b>21,808</b>	<b>57</b>	<b>629</b>	<b>2,400</b>	<b>6,717</b>	<b>2,561</b>	<b>823</b>	<b>3,214</b>	<b>4</b>	<b>4,161</b>	<b>42,374</b>

\*Crimes reported by this agency may have occurred in either Cache or Rich counties.

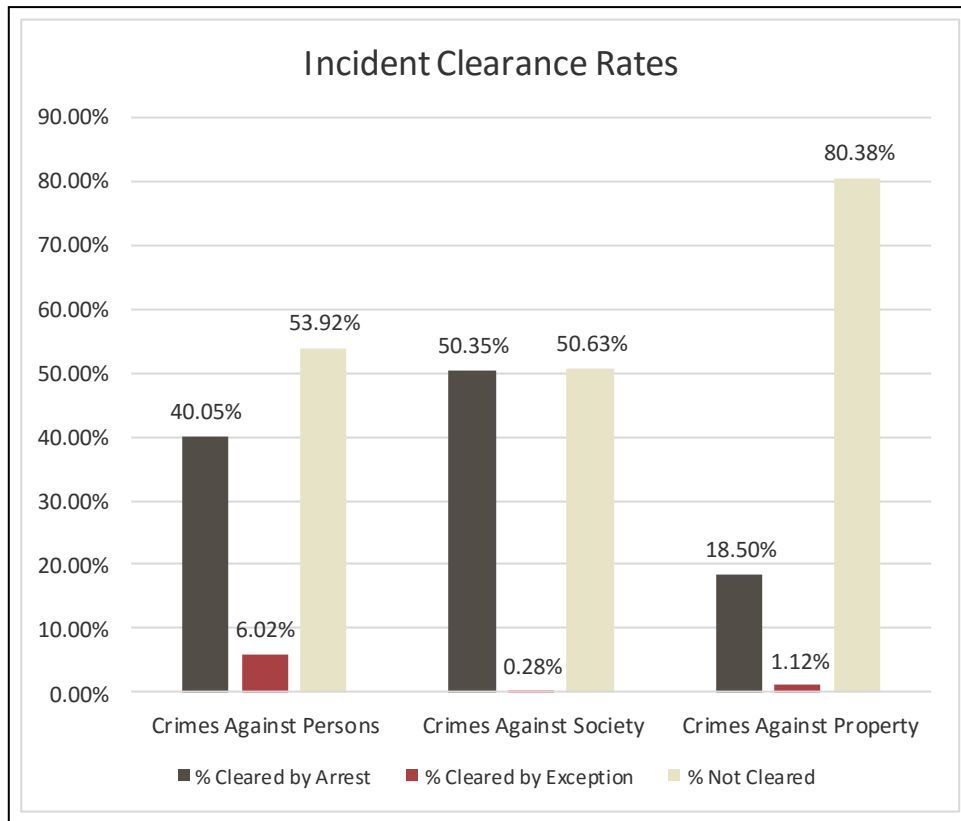
Since only 76 of the reporting agencies submit IBR data, IBR statistics reflect only crimes reported by those jurisdictions. They do not reflect statewide data. For a list of all agencies that submit IBR data, see page 67.

Group B Arrestees by Sex					
Offense	Female	Percentage of Female	Male	Percentage of Male	Grand Total
Bad Checks	25	0.21%	32	0.11%	57
Curfew/Loitering/Vagrancy	230	1.93%	399	1.31%	629
Disorderly Conduct	656	5.50%	1,744	5.73%	2,400
DUI	1,980	16.60%	4,737	15.56%	6,717
Drunkenness	552	4.63%	2,009	6.60%	2,561
Family Non Violent Offenses	224	1.88%	599	1.97%	823
Liquor Law Violations	1,044	8.75%	2,170	7.13%	3,214
Peeping Tom	1	0.01%	3	0.01%	4
Trespass	949	7.96%	3,212	10.55%	4,161
All Other	6,265	52.53%	15,543	51.05%	21,808
<b>Grand Total</b>	<b>11,926</b>	<b>100.00%</b>	<b>30,448</b>	<b>100.00%</b>	<b>42,374</b>

Group B Arrests by Race											
Offense	Asian	% of Asian	Black	% of Black	American Indian/Alaskan Native	% of American Indian/Alaskan Native	Unknown	% of Unknown	White	% of White	Total
All Other Offenses	482	50.63%	1,246	53.92%	922	44.09%	1,288	46.79%	17,870	52.15%	21,808
Bad Checks	1	0.11%	2	0.09%	0	0.00%	2	0.07%	52	0.15%	57
Curfew/Loitering/Vagrancy Violations	11	1.16%	25	1.08%	5	0.24%	49	1.78%	539	1.57%	629
Disorderly Conduct	67	7.04%	164	7.10%	105	5.02%	162	5.88%	1,902	5.55%	2,400
DUI	157	16.49%	171	7.40%	202	9.66%	593	21.54%	5,594	16.32%	6,717
Drunkenness	61	6.41%	118	5.11%	432	20.66%	140	5.09%	1,810	5.28%	2,561
Family Offenses, Non Violent	24	2.52%	42	1.82%	23	1.10%	42	1.53%	692	2.02%	823
Liquor Law Violations	66	6.93%	126	5.45%	209	10.00%	311	11.30%	2,502	7.30%	3,214
Peeping Tom	0	0.00%	0	0.00%	0	0.00%	0	0.00%	4	0.01%	4
Trespass of Real Property	83	8.72%	417	18.04%	193	9.23%	166	6.03%	3,302	9.64%	4,161
<b>Total</b>	<b>952</b>	<b>100.00%</b>	<b>2,311</b>	<b>100.00%</b>	<b>2,091</b>	<b>100.00%</b>	<b>2,753</b>	<b>100.00%</b>	<b>34,267</b>	<b>100.00%</b>	<b>42,374</b>

Since only 76 of the reporting agencies submit IBR data, IBR statistics reflect only crimes reported by those jurisdictions. They do not reflect statewide data. For a list of all agencies that submit IBR data, see page 67.

Clearance Rates



An offense cleared in 2015 may have occurred in a previous year.

**Clearance by Arrest:** The FBI's Uniform Crime Reporting Program states that “an offense is cleared by arrest or solved for crime reporting purposes when at least one person is: 1) arrested, 2) charged with the commission of the offense; and then turned over to the court for prosecution (whether following arrest, court summons, or police notice). Although no physical arrest is made, a clearance when the offender is a person under 18 years of age and is cited to appear in juvenile court or before other juvenile authorities.”

**Clearance by Exception:** The FBI's Uniform Crime Reporting Program states that “In certain situations, law enforcement is not able to follow the three outlined steps under 'clearance by arrest' to clear offenses known to them.” However, “if the following questions can be answered 'yes,' the offense is considered to be 'Cleared by Exception.’”

1. Has the investigation definitely established the identity of the offender?
2. Is there enough information to support an arrest, charge, and turning over to the court for prosecution?
3. Is the exact location of the offender known so that the subject could be taken into custody now?
4. Is there some reason outside law enforcement control that precludes arresting, charging, and prosecuting the offender?

Offense	Number of Incidents	Number of Incidents Cleared by Arrest	Number of Incidents Cleared by Exception	Total Cleared	Percent Cleared
<b>Crimes Against Persons</b>					
Assault Offenses	22,705	9,829	1,245	11,074	48.77%
Homicide Offenses	51	30	2	32	62.75%
Kidnapping/Abduction	731	284	37	321	43.91%
Sex Offenses - Forcible	3,158	532	321	853	27.01%
Sex Offenses - Nonforcible	230	88	14	102	44.35%
Crimes Against Persons	26,871	10,763	1,618	12,381	46.08%
<b>Crimes Against Society</b>					
Drug/Narcotic Offenses	32,971	17,067	66	17,133	51.96%
Gambling Offenses	6	5		5	83.33%
Pornography/Obscene Material	238	34	10	44	18.49%
Prostitution Offenses	247	161	2	163	65.99%
Weapon Law Violations	2,534	856	24	880	34.73%
Crimes Against Society	35,996	18,123	102	18,225	50.63%
<b>Crimes Against Property</b>					
Arson	198	57	2	59	29.80%
Bribery	4	2		2	50.00%
Burglary/Breaking & Entering	10,363	999	110	1,109	10.70%
Counterfeiting/Forgery	2,870	618	36	654	22.79%
Destruction/Damage/Vandalism of Property	24,384	2,404	367	2,771	11.36%
Embezzlement	129	35	7	42	32.56%
Extortion/Blackmail	46	2	5	7	15.22%
Fraud Offenses	11,085	744	142	886	7.99%
Larceny/Theft Offenses	61,528	15,901	574	16,475	26.78%
Motor Vehicle Theft	7,855	360	91	451	5.74%
Robbery	1,278	397	20	417	32.63%
Stolen Property Offenses	1,848	969	10	979	52.98%
Crimes Against Property	121,588	22,488	1,364	23,852	19.62%
<b>Total</b>	<b>184,455</b>	<b>51,374</b>	<b>3,084</b>	<b>54,458</b>	<b>29.52%</b>

Since only 76 of the reporting agencies submit IBR data, IBR statistics reflect only crimes reported by those jurisdictions. They do not reflect statewide data. For a list of all agencies that submit IBR data, see page 67.

## GLOSSARY

---

The definitions used are found in the *Summary Reporting System User Manual* and the *NIBRS User Manual*.

**ADULT:** An individual 18 years of age or older.

**AGGRAVATED ASSAULT:** The FBI's Uniform Crime Reporting Program defines Aggravated Assault as: "An unlawful attack by one person upon another wherein the offender uses a weapon or displays it in a threatening manner, or the victim suffers obvious severe or aggravated bodily injury involving apparent broken bones, loss of teeth, possible internal injury, severe laceration, or loss of consciousness." See also *Simple Assault*.

**ALL OTHER OFFENSES:** Agencies that submit Summary Based data record all arrests that cannot be categorized under any other Part II Category in "All Other Offenses." Such arrests can include, but are not limited to, the crimes of: Anarchism, Bigamy and Polygamy, Blackmail, Bribery, Contempt of Court, Contributing to Juvenile Delinquency, Kidnapping, and Marriage within Prohibited Degrees, Perjury, Possession of Burglary Tools, Possession of Narcotic Paraphernalia, Riot, and Trespass.

**AMERICAN INDIAN OR ALASKAN NATIVE - RACE:** A person having origins in any of the original peoples of North America, and who maintains cultural identification through tribal affiliation or community recognition. The other three categories of race are White, Black, and Asian or Pacific Islander.

**ARSON:** The FBI's Uniform Crime Reporting Program defines Arson as: "Unlawfully and intentionally damaging, or attempting to damage, any real or personal property by fire or incendiary device."

**ASIAN OR PACIFIC ISLANDER - RACE:** A person having origins in any of the original peoples of the Far East, Southeast Asia, the Indian subcontinent, or the Pacific Islands. The other three categories of race are White, Black, and American Indian or Alaskan Native.

**BAD CHECKS:** Knowingly and intentionally writing and/or negotiating checks drawn against insufficient or nonexistent funds. Includes fraudulent checks and insufficient funds checks but not counterfeited checks or forged checks.

**BLACK - RACE:** A person having origins in any of the black racial groups of Africa. The other three categories of race are White, American Indian or Alaskan Native, and Asian or Pacific Islander.

**BLACKMAIL:** see *Extortion/Blackmail*

**BRIBERY:** The offering, giving, receiving, or soliciting of anything of value (i.e., a bribe, gratuity, or kickback) to sway the judgment or action of a person in a position of trust or influence.

**BURGLARY:** The FBI's Uniform Crime Reporting Program defines Burglary as: "The unlawful entry into a building or other structure with the intent to commit a felony or a theft."

**CLEARANCE** - incidents may be cleared by arrest or by exceptional means.

*Clearance by Arrest:* The FBI's Uniform Crime Reporting Program states that "an offense is cleared by arrest or solved for crime reporting purposes when at least one person is: 1) arrested, 2) charged with the commission of the offense; and then turned over to the court for prosecution (whether following arrest, court summons, or police notice). Although no physical arrest is made, a clearance when the offender is a person under 18 years of age and is cited to appear in juvenile court or before other juvenile authorities."

*Clearance by Exception:* The FBI's Uniform Crime Reporting Program states that "In certain situations, law enforcement is not able to follow the three outlined steps under 'clearance by arrest' to clear offenses known to them." However, "if the following questions can be answered 'yes,' the offense is considered to be 'Cleared by Exception.'"

1. Has the investigation definitely established the identity of the offender?
2. Is there enough information to support an arrest, charge, and turning over to the court for prosecution?
3. Is the exact location of the offender known so that the subject could be taken into custody now?
4. Is there some reason outside law enforcement control that precludes arresting, charging, and prosecuting the offender?

Some examples of exceptional clearance situations (these examples are not all inclusive):

- Death of the offender (suicide, killed by law enforcement, murder-suicide situation, natural causes)
- Deathbed confession by offender
- Offender already in custody or serving sentence for another offense
- Extradition denied
- Victim refuses to cooperate in prosecution
- The handing over of a juvenile offender to his/her parents in instances involving minor offenses where no referral is made to juvenile court

*The preceding from the "Uniform Crime Reporting Handbook"*

**CONSUMABLE GOODS:** Expendable items used by humans for nutrition, enjoyment, or hygiene, i.e., food, beverages, grooming products, cigarettes, gasoline, firewood, etc.) *From the FBI's Uniform Crime Reporting Handbook, NIBRS Edition*

**COUNTERFEITING/FORGERY:** The altering, copying, or imitation of something, without authority or right, with the intent to deceive or defraud by passing the copy or thing altered or imitated as that which is original or genuine; or the selling, buying, or possession of an altered, copied, or imitated thing with the intent to deceive or defraud.

**CRIME RATE PER 1,000:** Number of crimes committed for every 1,000 residents. Breaking down the number of crimes by size of population is one way to gauge how an agency's crime rates compare with those of other agencies. Crime Rate per 1,000 is calculated by dividing the agency's number of crimes by the agency's population, and multiplying the result by 1,000. ((Crimes/Population)\*1,000)

**CURFEW/LOITERING/VAGRANCY VIOLATIONS:** The violation of a court order, regulation, ordinance, or law requiring the withdrawal of persons from the streets or other specified areas; prohibiting persons from remaining in an area or place in an idle or aimless manner; or prohibiting persons from going from place to place without visible means of support. *From the FBI's Uniform Crime Reporting Handbook, NIBRS Edition*

**DANGEROUS NONNARCOTIC DRUGS:** According to the Federal Bureau of Investigation's Uniform Crime Reporting Program, the drug category "Dangerous Non-narcotic Drugs" includes drugs such as barbiturates, Benzedrine, etc.

**DESTRUCTION / DAMAGE / VANDALISM OF PROPERTY:** To willfully or maliciously destroy, damage, deface, or otherwise injure real or personal property without the consent of the owner or the person having custody or control of it.

**DISORDERLY CONDUCT:** Any behavior that tends to disturb the public peace or decorum, scandalizes the community, or shock the public sense of morality.

**DRIVING UNDER THE INFLUENCE:** Driving or operating a motor vehicle or common carrier while mentally or physically impaired as the result of consuming an alcoholic beverage or using a drug or narcotic. This offense includes driving while intoxicated and operating a bus, train, streetcar, boat, etc., while under the influence.

**DRUG/NARCOTIC OFFENSES:** The violation of laws prohibiting the production, distribution, and/or use of certain controlled substances and the equipment or devices utilized in their preparation and/or use.

**DRUNKENNESS:** To drink alcoholic beverages to the extent that one's mental faculties and physical coordination are substantially impaired. Included are drunk and disorderly, common drunkard, habitual drunkard, and intoxication.

**EMBEZZLEMENT:** The unlawful misappropriation by an offender to his/her own use or purpose of money, property, or some other thing of value entrusted to his/her care, custody, or control.

**EXTORTION/BLACKMAIL:** To unlawfully obtain money, property, or any other thing of value, either tangible or intangible, through the use or threat of force, misuse of authority, threat of criminal prosecution, threat of destruction of reputation or social standing, or through other coercive means.

**FAMILY OFFENSES, NON-VIOLENT:** Unlawful, non-violent acts by a family member (or legal guardian) which threaten the physical, mental, or economic well-being or morals of another Family Member \*\* and which are not classifiable as other offenses, such as Assault, Incest, Statutory Rape, etc. This offense includes: abandonment, desertion, neglect, non-support, non-violent abuse, and non-violent cruelty to Other Family Member \*\*s. It also includes the non-payment of court-ordered alimony, as long as it is not considered to be "Contempt of Court" within the reporting jurisdiction.

**FIREARMS:** Weapons that fire a shot by force of an explosion, i.e., handguns, rifles, shotguns, etc., but not "BB," pellet, or gas-powered guns.

**FORCIBLE FONDLING:** The touching of the private body parts of another person for the purpose of sexual gratification, forcibly and/or against that person's will; or, not forcibly or against the person's will where the victim is incapable of giving consent because of his/her youth or because of his/her temporary or permanent mental incapacity. For Incident Based Reporting (IBR) purposes, this falls under the category of "Sex Offenses, Forcible." *From the FBI's Uniform Crime Reporting Handbook, NIBRS Edition*

**FORCIBLE RAPE:** The carnal knowledge of a person, forcibly and/or against that person's will; or not forcibly or against the person's will where the victim is incapable of giving consent because of his/her temporary or permanent mental or physical incapacity (or because of his/her youth.) For Incident Based Reporting (IBR) purposes, this falls under the category of "Sex Offenses, Forcible."

**FORCIBLE SODOMY:** Oral or anal sexual intercourse with another person, forcibly and/or against that person's will, or not forcibly or against the person's will where the victim is incapable of giving consent because of his/her youth or because of his/her temporary or permanent mental or physical incapacity. For Incident Based Reporting (IBR) purposes, this falls under the category of "Sex Offenses, Forcible."

**FRAUD:** The intentional perversion of the truth for the purpose of inducing another person or other entity in reliance upon it to part with something of value or to surrender a legal right.

**GAMBLING OFFENSES:** To unlawfully bet or wager money or something else of value; assist, promote, or operate a game of chance for money or some other stake; possess or transmit wagering information; manufacture, sell, purchase, possess, or transport gambling equipment, devices, or goods; or tamper with the outcome of a sporting event or contest to gain a gambling advantage.

**GROUP A OFFENSES:** Agencies that submit data using the Incident Based Reporting (IBR) system submit detailed data on 22 "Group A" Offenses, which include: Arson, Assault Offenses, Bribery, Burglary, Counterfeiting/Forgery, Destruction/Damage/Vandalism of Property, Drug/Narcotic Offenses, Embezzlement, Extortion/Blackmail, Fraud Offenses, Gambling Offenses, Homicide Offenses, Kidnapping/Abduction, Larceny/Theft Offenses, Motor Vehicle Theft, Pornography/Obscene Material, Prostitution Offenses, Robbery, Sex Offenses (Forcible), Sex Offenses (Non-forcible), Stolen Property Offenses, and Weapon Law Violations. In contrast, agencies that submit data using the Summary Based Reporting system only submit detailed data on the eight "Index Crimes." (IBR agencies also submit arrest data on 10 "Group B Offenses.")

**GROUP B OFFENSES:** Agencies that submit data using the Incident Based Reporting (IBR) system submit arrest data on the 10 "Group B Offenses" of Bad Checks, Curfew/Loitering/Vagrancy Violations, Disorderly Conduct, DUI, Drunkenness, Family Offenses (Non-violent), Liquor Law Violations, Peeping Tom, Trespass, and All Other Offenses. (IBR agencies also submit detailed data on 22 "Group A Offenses.")

**HATE CRIME:** The FBI's Uniform Crime Reporting Program defines Hate Crime as: "A criminal offense committed against a person or property which is motivated, in whole or in part, by the offender's bias against a race, religion, ethnic/national origin group, sexual orientation group, or disability."

**HISPANIC - ETHNICITY:** All persons of Mexican, Puerto Rican, Cuban, Central or South American, or other Spanish culture or origin, regardless of race. The other category of ethnicity is Non-Hispanic. *From the FBI's Uniform Crime Reporting Handbook*

**HOMICIDE:** The FBI's Uniform Crime Reporting Program defines Homicide as: "The willful (non-negligent) killing of one human being by another."

**HOUSEHOLD GOODS:** Beds, chairs, desks, sofas, tables, refrigerators, stoves, washers/dryers, air conditioning and heating equipment, or small appliances, etc. *From the FBI's Uniform Crime Reporting Handbook*

**INCEST:** Non-forcible sexual intercourse between persons who are related to each other within the degrees wherein marriage is prohibited by law. For Incident Based Reporting (IBR) purposes, this falls under the category of "Sex Offenses, Non-forcible."

**INCIDENT BASED REPORTING:** Incident Based Reporting (IBR) uses computer technology and a more detailed data base to collect details about the offenses, victims, offenders, property, and arrests involved in each crime incident. Because it gathers more detailed data than the traditional Summary Based Reporting Program, it is possible to analyze various aspects of the crime which is occurring in our society, and provide law enforcement administrators, elected officials, and other planners and policy makers with the precise information they need.



**INDEX CRIMES:** According to the Federal Bureau of Investigation's Uniform Crime Reporting Program, "Index Crimes" (also referred to as "Part I Crimes") are the offenses of Homicide, Rape, Robbery, Aggravated Assault, Burglary, Larceny/Theft, Motor Vehicle Theft, and Arson.

**INTIMIDATION:** To unlawfully place another person in reasonable fear of bodily harm through the use of threatening words and/or other conduct, but without displaying a weapon or subjecting the victim to actual physical attack.

**JEWELRY/PRECIOUS METALS:** Bracelets, necklaces, rings, watches, etc. and gold, silver, platinum, etc.)

**JUVENILE:** Any individual 17 years of age or younger.

**KIDNAPPING / ABDUCTION:** The unlawful seizure, transportation, and/or detention of a person against his/her will, or of a minor without the consent of his/her custodial parent(s) or legal guardian.

**KNIFE/CUTTING INSTRUMENT:** Any device that can be used as a knife or a cutting instrument, including, but not limited to: knife, ax, ice pick, screwdriver, or switchblade.

**LARCENY/THEFT:** The FBI's Uniform Crime Reporting Program defines Larceny/Theft as: "The unlawful taking, carrying, leading, or riding away of property from the possession, or constructive possession, of another person."

**LIQUOR LAW VIOLATIONS:** The violation of laws or ordinances prohibiting the manufacture, sale, purchase, transportation, possession, or use of alcoholic beverages. Does not include the separate offenses of Driving Under the Influence and Drunkenness.

**LIVESTOCK:** Living farm animals, i.e., cattle, chickens, hogs, horses, sheep, etc., but not household pets, such as dogs and cats.

**MANSLAUGHTER BY NEGLIGENCE:** The FBI's Uniform Crime Reporting Program defines Manslaughter by Negligence as: "The killing of another person through gross negligence."

**MOTOR VEHICLE:** A self-propelled vehicle that runs on land surface and not on rails.

**MOTOR VEHICLE THEFT:** The FBI's Uniform Crime Reporting Program defines Motor Vehicle Theft as: "The theft of a Motor Vehicle."

Theft is defined as: "The unlawful taking, carrying, leading, or riding away of property from the possession, or constructive possession, of another person." A Motor Vehicle is defined as: "A self-propelled vehicle that runs on land surface and not on rails."

**MURDER:** see Homicide

**NON-HISPANIC - ETHNICITY:** All persons, regardless of race, who do not fit the definition of the Hispanic ethnic group. *From the FBI's Uniform Crime Reporting Handbook*

**OFFENSES AGAINST FAMILY AND CHILDREN:** Unlawful, non-violent acts by a family member (or legal guardian) which threaten the physical, mental, or economic well-being or morals of another Family Member \*\* and which are not classifiable as other offenses, such as Assault, Incest, Statutory Rape, etc. This offense includes: abandonment, desertion, neglect, non-support, non-violent abuse, and non-violent cruelty to Other Family Member \*\*s. It also includes the non-payment of court-ordered alimony, as long as it is not considered to be "Contempt of Court" within the reporting jurisdiction.

**OPIUM OR COCAINE AND THEIR DERIVATIVES:** According to the Federal Bureau of Investigation's Uniform Crime Reporting Program, the drug category "Opium or Cocaine and Their Derivatives" includes the drugs of opium, cocaine, morphine, heroin, codeine, and other similar narcotics.

**PART I CRIMES:** According to the Federal Bureau of Investigation's Uniform Crime Reporting Program, "Part I Crimes" (also referred to as "Index Crimes") are the offenses of Homicide, Rape, Robbery, Aggravated Assault, Burglary, Larceny/Theft, Motor Vehicle Theft, and Arson. See also Part II Crimes.

**PART II CRIMES:** According to the Federal Bureau of Investigation's Uniform Crime Reporting Program, "Part II Crimes" encompass all other crime classifications outside those defined as Part I offenses. Agencies that submit Summary Based data collect only arrest data for Part II Crimes. Part II crimes include: Simple Assaults, Counterfeiting/Forgery, Fraud, Embezzlement, Stolen Property Offenses, Vandalism, Weapons Offenses, Prostitution and Commercialized Vice, Sex Offenses (except rape, prostitution), Drug Abuse Violations, Gambling, Offenses Against the Family and Children, DUI, Liquor Laws, Drunkenness, Disorderly Conduct, Vagrancy, Curfew and Loitering, Runaways (under 18 years of age) and All Other Offenses.

**PEEPING TOM:** To secretly look through a window, doorway, keyhole, or other aperture for the purpose of voyeurism.

**PERSONAL WEAPON:** Hands, fists, feet, teeth, etc.

**PORNOGRAPHY/OBSCENE MATERIAL:** The violation of laws or ordinances prohibiting the manufacture, publishing, sale, purchase, or possession of sexually explicit material, e.g., literature, photographs, etc.

**PROPERTY CRIMES:** The offenses of Burglary, Larceny/Theft, Motor Vehicle Theft, and Arson. See also Violent Crimes.

**PROSTITUTION OFFENSES:** To unlawfully engage in or promote sexual activities for profit.

**RAPE:** The FBI's Uniform Crime Reporting Program defines Rape as: "The carnal knowledge of a person forcibly and/or against that person's will; or not forcibly or against the person's will where the victim is incapable of giving consent because of his/her temporary or permanent mental or physical incapacity (or because of his/her youth)."

**ROBBERY:** The FBI's Uniform Crime Reporting Program defines Robbery as: "The taking, or attempting to take, anything of value under confrontational circumstances from the control, custody, or care of another person by force or threat of force or violence and/or by putting the victim in fear of immediate harm."

**RUNAWAY:** A person under 18 years of age who has left home without the permission of his/her parent(s) or legal guardian.

**SEX OFFENSES, FORCIBLE:** Any sexual act directed against another person, forcibly and/or against that person's will; or not forcibly or against the person's will where the victim is incapable of giving consent. In Incident Based Reporting (IBR) this includes the categories of Forcible Rape, Forcible Sodomy, Sexual Assault with an Object, and Forcible Fondling.

**SEX OFFENSES, NON-FORCIBLE:** Unlawful, non-forcible sexual intercourse. In Incident Based Reporting (IBR) this includes the categories of Incest and Statutory Rape.

**SEX OFFENSES (NOT RAPE, PROSTITUTION):** (Except forcible rape, prostitution, and commercialized vice.) Include all offenses against chastity, common decency, morals, and the like, such as: Incest, Indecent Exposure, Indecent Liberties, Sodomy or Crime Against Nature, Statutory Rape (no force), etc. *From the FBI's Uniform Crime Reporting Handbook*

**SEXUAL ASSAULT WITH AN OBJECT:** To use an object or instrument to unlawfully penetrate, however slightly, the genital or anal opening of the body of another person, forcibly and/or against that person's will; or not forcibly or against the person's will where the victim is incapable of giving consent because of his/her youth or because of his/her temporary or permanent mental or physical incapacity. For Incident Based Reporting (IBR) purposes, this falls under the category of "Sex Offenses, Forcible."

**SIMPLE ASSAULT:** The FBI's Uniform Crime Reporting Program defines Simple Assault as: "All assaults which do not involve the use of a firearm, knife, cutting instrument, or other dangerous weapon and in which there were no serious or aggravated injuries to the victim."

Simple Assault IS NOT considered an "Index Crime," and simple assaults are not included in breakdowns of "Index Crimes," or analyses of aggravated assaults. See the definition of Aggravated Assault.

**STATUTORY RAPE:** Non-forcible sexual intercourse with a person who is under the statutory age of consent. For Incident Based Reporting (IBR) purposes, this falls under the category of "Sex Offenses, Non-forcible."

**STOLEN PROPERTY OFFENSES:** Receiving, buying, selling, possessing, concealing, or transporting any property with the knowledge that it has been unlawfully taken, as by burglary, embezzlement, fraud, larceny, robbery, etc.

**SYNTHETIC NARCOTICS:** According to the Federal Bureau of Investigation's Uniform Crime Reporting Program, the drug category "Synthetic Narcotics" includes all "manufactured narcotics which can cause true drug addiction (demerol, methadones, etc.)"

**THEFT:** (also referred to as Larceny or Larceny/Theft) The FBI's Uniform Crime Reporting Program defines Larceny/Theft as: "The unlawful taking, carrying, leading, or riding away of property from the possession, or constructive possession, of another person."

**TOTAL CRIME INDEX:** Total number of "Index Crimes" or "Part I Crimes" reported by an agency.

**TRESPASS OF REAL PROPERTY:** To unlawfully enter land, a dwelling or other real property.

**UNIFORM CRIME REPORTING (UCR):** A city, county, and state law enforcement program that provides a nationwide view of crime based on the submission of statistics by law enforcement agencies throughout the country. Data submitted in the Summary Based program is mostly limited to the reporting of known "Index Crimes" and criminal arrest data. Data submitted in the Incident Based Reporting (IBR) program gathers more detailed data than does the Summary Based program.

**VAGRANCY:** see Curfew/Loitering/Vagrancy Violations

**VANDALISM:** see Destruction/Damage/Vandalism of Property

**VIOLENT CRIMES:** The offenses of Homicide, Rape, Robbery, and Aggravated Assault. See also Property Crimes.

**WEAPON LAW VIOLATIONS:** The violation of laws or ordinances prohibiting the manufacture, sale, purchase, transportation, possession, concealment, or use of firearms, cutting instruments, explosives, incendiary devices, or other deadly weapons.

**WHITE - RACE:** A person having origins in any of the original peoples of Europe, North Africa, or the Middle East. The other three categories of race are Black, American Indian or Alaskan Native, and Asian or Pacific Islander. *From the FBI's Uniform Crime Reporting Handbook*