



**BUREAU OF CRIMINAL  
IDENTIFICATION**

**FIREARM  
STATISTICAL  
REVIEW**

**FOURTH QUARTER 2018**

---

---

# Brady Monthly Totals (12 Months)

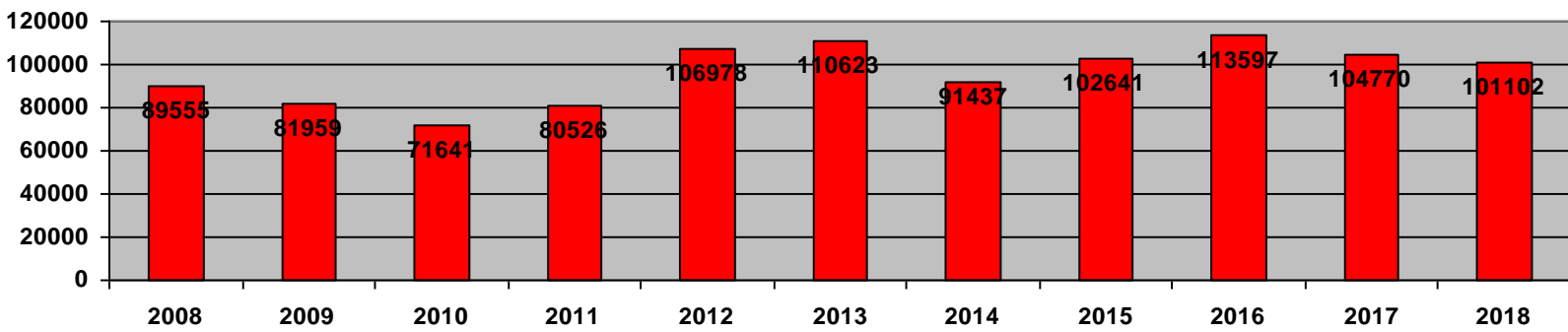
## REGULAR FIREARM CHECKS

### (Not Individual Sales)

Month	Total	Denials	Denial Reasons										Denial %
			WAR	Fel	State	D V	Drug	Ment	IA	P O	PF	DD	
Dec '18	13617	117	3	27	21	9	24	6	0	15	12	0	.86%
Nov '18	10502	120	5	30	23	7	24	5	1	17	8	0	1.1%
Oct '18	7208	110	4	31	17	12	15	10	1	14	6	0	1.5%
Sep '18	6975	113	5	23	28	11	21	5	1	16	3	0	1.6%
Aug '18	6568	79	3	28	10	5	14	1	3	10	5	0	1.2%
Jul '18	5881	88	4	20	18	5	13	5	1	12	10	0	1.5%
Jun '18	6504	75	1	21	15	4	13	2	2	10	7	0	1.2%
May '18	7081	115	4	22	25	11	27	3	4	11	8	0	1.6%
Apr '18	8178	108	4	26	19	6	23	11	1	15	3	0	1.3%
Mar '18	11,908	154	7	38	39	8	19	6	8	22	7	0	1.3%
Feb '18	9487	148	5	36	41	5	20	9	2	24	6	0	1.6%
Jan '18	7193	100	3	17	27	7	16	5	3	14	8	0	1.4%
<b>TOTALS</b>	<b>101,102</b>	<b>1327</b>	<b>48</b>	<b>319</b>	<b>283</b>	<b>90</b>	<b>229</b>	<b>68</b>	<b>27</b>	<b>180</b>	<b>83</b>	<b>0</b>	<b>1.3%</b>

\* Note: WAR = Warrant, Fel = Felony, State = State Prohibitor (includes Juvenile Adjudications, Court Orders, and domestic Assault under 76-5-102 that cannot be included in the federal MCDV numbers), DV = Domestic Violence, Drug = Drug Prohibitor, Ment = Mental Defective, IA = Illegal Alien, P O = Protective Order, PF = Pending Felony, DD = Dishonorable Discharge

### REGULAR FIREARM CHECKS BY YEAR



# FIREARM CHECKS BY COUNTY

## FOURTH QUARTER 2018

There were 31,327 regular firearm requests to purchase or redeem weapons during the 4<sup>th</sup> quarter of 2018. 347 requests were denied. The following tables reflect transfer requests by county, and the % of checks.

COUNTY	REQUESTS	PERCENT	COUNTY	REQUESTS	PERCENT
BEAVER	292	.93%	PIUTE	0	.0%
BOX ELDER	255	.81%	RICH	5	.02%
CACHE	1921	6.1%	SALT LAKE	7910	25.3%
CARBON	349	1.1%	SAN JUAN	58	.19%
DAGGETT	0	0%	SANPETE	248	.79%
DAVIS	2513	8.0%	SEVIER	621	2.0%
DUCHESNE	466	1.5%	SUMMIT	190	.61%
EMERY	89	.28%	TOOELE	730	2.3%
GARFIELD	14	.05%	UINTAH	1424	4.5%
GRAND	94	.30%	UTAH	6642	21.2%
IRON	1140	3.6%	WASATCH	331	1.1%
JUAB	138	.44%	WASHINGTON	2418	7.7%
KANE	61	.20%	WAYNE	41	.13%
MILLARD	188	.60%	WEBER	3119	10%
MORGAN	70	.22%	<b>TOTAL</b>	<b>31,327</b>	<b>100%</b>

- All percentages rounded
- Recording process for counties corrected in October 2014

## DENIALS

Month	Total	Denials	Denial Reasons										Denial %
			WAR	Fel	State	*D V	Drug	Ment	IA	*P O	PF	DD	
Dec '18	13617	117	3	27	21	9	24	6	0	15	12	0	.86%
Nov '18	10502	120	5	30	23	7	24	5	1	17	8	0	1.1%
Oct '18	7208	110	4	31	17	12	15	10	1	14	6	0	1.5%

\* Note: WAR = Warrant, Fel = Felony, State = State Prohibitor (includes Juvenile Adjudications, Court Orders, and domestic Assault under 76-5-102 that cannot be included in the federal MCDV numbers), , DV = Domestic Violence, Drug = Drug Prohibitor, Ment = Mental Defective, IA = Illegal Alien, PO = Protective Order, PF = Pending Felony, DD = Dishonorable Discharge

1,839 Regular Firearm Requests were pawn redemptions, of which 33 (1.8%) were denied.  
29,488 Regular Firearm Requests were sales of new or used weapons, of which 314 (1.1%) were denied.

There were 30,808 requests for Concealed Firearm Permit Verifications for the 4<sup>th</sup> Qtr. of 2018 for the purchase or redemption of firearms.

# CONCEALED FIREARMS 4th QUARTER 2018

## OVERVIEW

704,784 Total Valid Permits as of December 31, 2018  
446,948 Permit Holders are non-residents  
257,836 Permit Holders are Utah residents

10,324 Permits Issued 4th Quarter  
16,734 Permits Renewed 4th Quarter  
217 Applications Denied 4th Quarter  
34 Permits Revoked 4th Quarter  
76 Permits Suspended 4th Quarter

2,427 Total Valid Provisional Permits as of December 31, 2018  
88 Provisional Permit Holders are non-residents  
2,339 Provisional Permit Holders are Utah residents

363 Provisional Permits Issued 4th Quarter  
8 Provisional Permits Denied 4th Quarter  
5 Provisional Permits Suspended 4th Quarter  
3 Provisional Permits Revoked 4th Quarter

343 new concealed carry applications or active concealed firearm permits were denied, revoked or suspended during the 4th quarter of 2018. The applicant has the right to appeal to the Concealed Firearm Review Board, which will review the reason for denial. Approximately 20 revocation, denial, and suspension appeals are reviewed by the Concealed Firearm Review Board each quarter; the Board overturns approximately 1% after review.

A permit application may be denied for any of the following reasons:

1. Felony conviction
2. Convicted of an offense involving the use of alcohol
3. Convicted of a crime of violence
4. Convicted of any offenses involving controlled substance
5. Convicted of an offense of moral turpitude (fraud, theft, tax evasion, issuing bad checks, robbery, bribery, perjury, extortion, arson, criminal mischief, falsifying government records, forgery, receiving stolen property, burglary, vandalism, kidnapping)
6. Convicted of an offense involving domestic violence
7. Has been adjudicated as mentally incompetent
8. Is not qualified to purchase and possess a dangerous weapon or handgun pursuant to federal or Utah state law
9. Cause to believe applicant may be a danger to self or others by evidence including but not restricted to:
  - A. Past pattern of behavior involving unlawful violence or threats of unlawful violence
  - B. Past participation in incidents involving unlawful violence or threats of unlawful violence
  - C. Conviction of any offense in involving weapons violations
10. Submitting insufficient fingerprints for the Federal Bureau of Investigation to conduct a search of its files for criminal history information.

When assessing good character the bureau may consider mitigating circumstances. Mitigating circumstances may include length of time since an offense, number of offenses, and type of offenses.

## DENIALS 4th QUARTER 2018

225 Concealed Carry Permit applications were denied during the 4th quarter of 2018. Listed below are the reasons for denial.

REASON	OCT '18	NOV '18	DEC '18
ALCOHOL VIOLATION	19	24	20
PROTECTIVE ORDER	2	3	3
WANTED PERSON	3	1	0
FIREARM OFFENSE	1	0	0
THREAT TO SELF/OTHERS	4	2	3
DOMESTIC VIOLENCE	7	7	9
MORAL TURPITUDE	18	10	16
CONTROLLED SUBSTANCE	3	6	7
FELONY	20	8	16
INSUFFICIENT FINGERPRINTS	0	0	0
OTHER	5	4	4
<b>TOTAL</b>	<b>82</b>	<b>65</b>	<b>78</b>

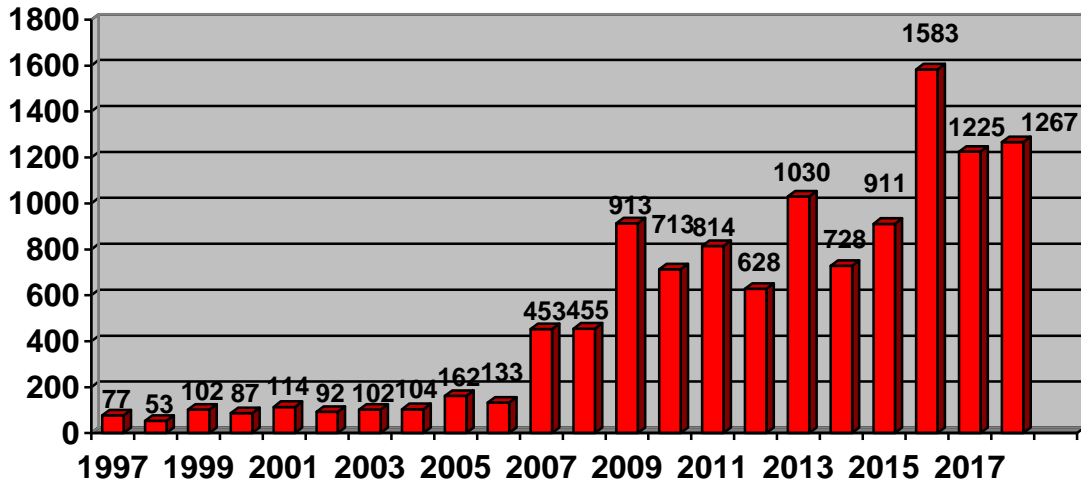
### Felonies included:

Forgery  
 Child Cruelty  
 Grand Theft  
 Alien Smuggling  
 Domestic Violence  
 Burglary

Possession of a Weapon  
 Arson  
 Forgery  
 Theft  
 Criminal Nonsupport  
 Aggravated Battery

\*Some permit holders had multiple charges, however only the most serious charge is represented.

## DENIALS



## REVOCATIONS 4th QUARTER 2018

37 Concealed Carry Permits were revoked during the 4th quarter of 2018. Listed below are the reasons for revocation.

REASON	OCT '18	NOV '18	DEC '18
ALCOHOL VIOLATION	8	8	1
PROTECTIVE ORDER	0	0	0
WANTED PERSON	0	0	0
FIREARM OFFENSE	0	0	0
THREAT TO SELF/OTHERS	0	0	0
DOMESTIC VIOLENCE	2	0	0
MORAL TURPITUDE	6	2	3
CONTROLLED SUBSTANCE	3	0	1
FELONY	2	0	0
INSUFFICIENT FINGERPRINTS	0	0	0
OTHER	0	1	0
<b>TOTAL</b>	<b>21</b>	<b>11</b>	<b>5</b>

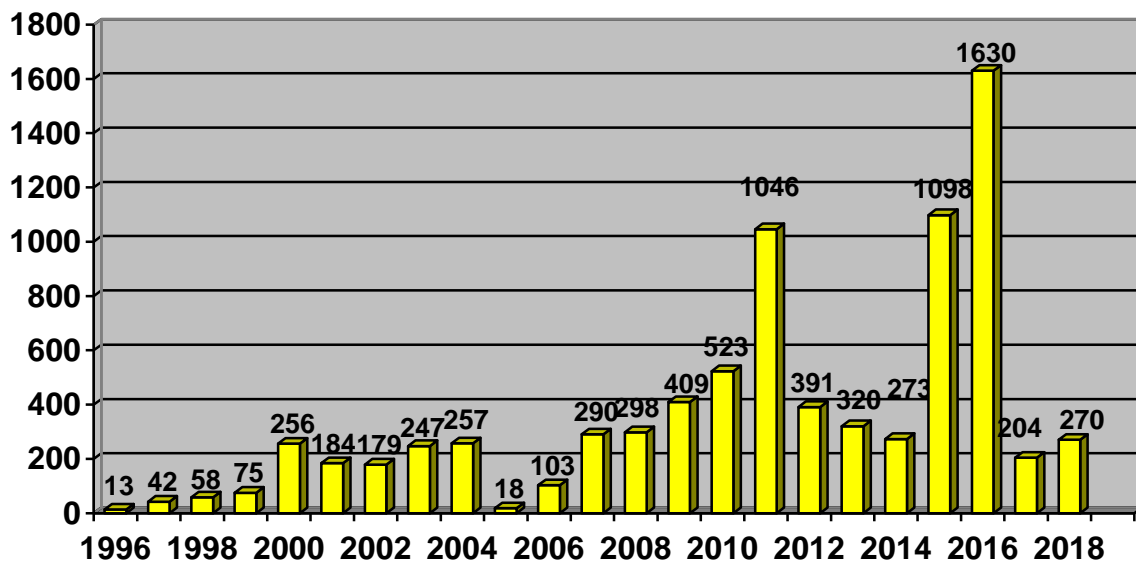
### Felonies included:

Evading Police

Burglary

\*Some permit holders had multiple charges, however only the most serious charge is represented.

## REVOCATIONS



# SUSPENSIONS 4th QUARTER 2018

81 Concealed Carry Permits were suspended during the 4th quarter of 2018. Listed below are the reasons for suspension.

REASON	OCT '18	NOV '18	DEC '18
ALCOHOL VIOLATION	6	3	2
PROTECTIVE ORDER	11	4	2
WANTED PERSON	0	0	0
FIREARM OFFENSE	0	0	0
THREAT TO SELF/OTHERS	1	1	0
DOMESTIC VIOLENCE	6	1	1
MORAL TURPITUDE	9	3	2
CONTROLLED SUBSTANCE	4	1	0
FELONY	14	6	1
INSUFFICIENT FINGERPRINTS	0	0	0
OTHER	0	0	3
<b>TOTAL</b>	<b>51</b>	<b>19</b>	<b>11</b>

## Felonies included:

Aggravated Sexual Abuse  
 Arson  
 Theft  
 Child Porn

Distribute Controlled Substance  
 Aggravated Kidnapping  
 Rape  
 Forgery

\*Some permit holders had multiple charges, however only the most serious charge is represented.

# SUSPENSIONS

