



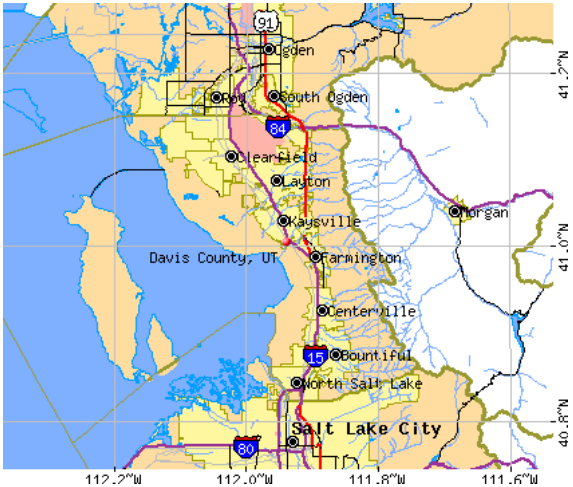
Report on UDOT-Funded HOV Lane Enforcement

February 12-16, 2018

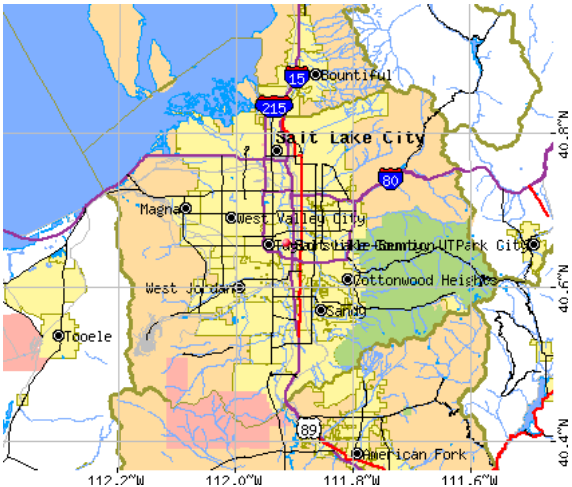


How Did We Do?

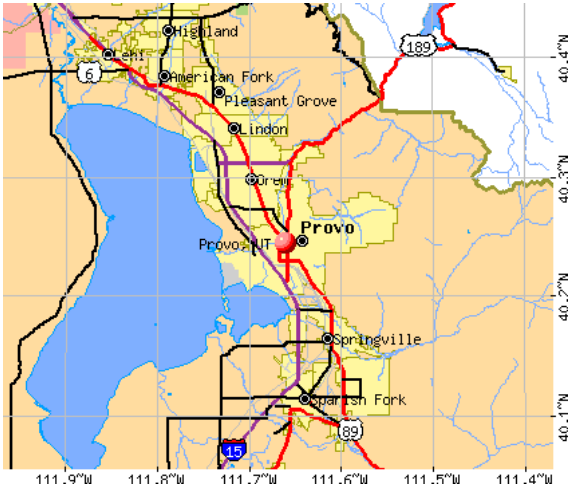
Section 3 Shifts: 1				Davis County	
Improper Use		Double White Lines		Transponder	
Citation	Warning	Citation	Warning	Citation	Warning
2	0	1	0	0	0
TOTAL CONTACT FOR ALL CATEGORIES:				3	



Section 4 Shifts: 10				Salt Lake County	
Improper Use		Double White Lines		Transponder	
Citation	Warning	Citation	Warning	Citation	Warning
60	17	19	7	0	2
TOTAL CONTACT FOR ALL CATEGORIES:				105	



Section 6 Shifts: 10				Utah County	
Improper Use		Double White Lines		Transponder	
Citation	Warning	Citation	Warning	Citation	Warning
27	15	7	9	2	7
TOTAL CONTACT FOR ALL CATEGORIES:				67	



Shifts Worked, All Participating Sections:					16	
Improper Use		Double White Lines		Transponder		
Citation	Warning	Citation	Warning	Citation	Warning	
89	32	27	16	2	9	
TOTAL CONTACT FOR ALL CATEGORIES:				175		

Enforcement Shift Statistics

From: 02/12/2018 to 02/16/2018

Total Data Records: 21
 UHP Sections: 3
 Participating Troopers: 17

Agency: All
 Shifts: 21
 Agency Officers: 17
 OT Shift Type: All

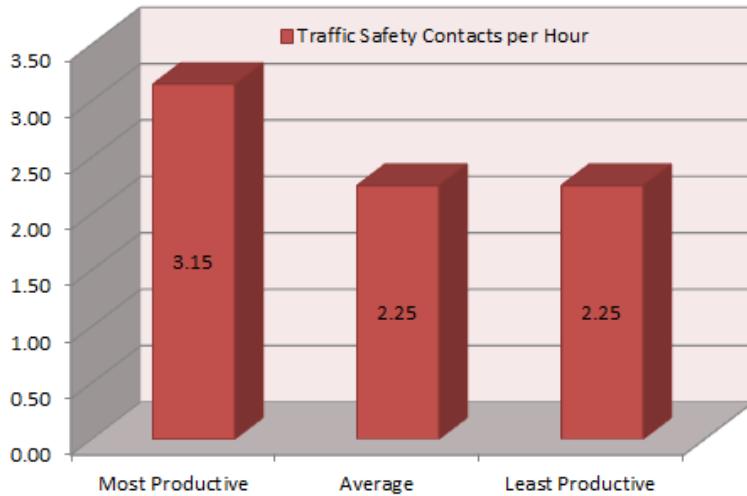
* Averages are per officer shift

Data Type	Total	Average
Total Miles:	2011	101
Total Shift Amt Claimed:	\$5070	\$241
Total Hours:	84.5	4
Amount / Contact:		\$20
Total Vehicles Stopped:	252	12
Stops Per Hour:		3.0
No. Warrants:	0	0.00
Total Warrant Amt:	\$0	\$0
State Tax Impounds:	0	0.00
No. Recovd Stolen Veh:	0	
Fugitives:	0	
Total FST's:	1	0.05
Refused All Tests:	0	0.00
Total DUI's:	0	0.00
Alcohol:	0	0.00
Drug:	0	0.00
Metabolite:	0	0.00
Ign Interlock:	1	0.05
Alc Restr Driver:	0	0.00
Blood Draws:	0	0.00
Urine Samples:	0	0.00
BAC Avg:	0.00	
Desig. Driver:	0	0.0
Drug Felony:	0	0.00

Citations	Total	Average
Open Container:	0	0.00
Youth Alcohol:	0	0.00
Drug Misdemeanor:	1	0.05
Seat Belt:	3	0.14
Child Restraint:	0	0.00
Speed:	15	0.71
Reckless Driving:	0	0.00
Careless Driving:	0	0.00
Text While Driving:	4	0.19
Follow Close:	3	0.14
Improp Turn:	7	0.33
Lane Travel:	5	0.24
Stop Lt/Sign:	2	0.10
Yield Right-of-Way:	28	1.33
Other Mov Violation:	90	4.29
Other Non-Moving Vio:	10	0.48
Other DL Offense:	11	0.52
Susp/Rev License:	8	0.38
No Insurance:	1	0.05
Registration:	2	0.10

Warnings	Total	Average
Open Container:	0	0.00
Youth Alcohol:	0	0.00
Drug Misdemeanor:	0	0.00
Seat Belt:	3	0.14
Child Restraint:	1	0.05
Speed:	25	1.19
Reckless Driving:	0	0.00
Careless Driving:	0	0.00
Text While Driving:	6	0.29
Follow Close:	1	0.05
Improp Turn:	11	0.52
Lane Travel:	3	0.14
Stop Lt/Sign:	7	0.33
Yield Right-of-Way:	14	0.67
Other Mov Violation:	37	1.76
Other Non-Moving Vio:	29	1.38
Other DL Offense:	12	0.57
Susp/Rev License:	1	0.05
No Insurance:	7	0.33
Registration:	10	0.48

NOTE: HOV Lane violations are primarily reflected in Speed, Following Too Close, Improper Turn/Lane Change and Lane Travel violations above. However, the data on page 2 was collected specifically for tracking this HOV operation.



GREAT

GOOD

BELOW AVERAGE



Don't Cheat the HOV

Violation of Utah's Express Lanes (also known as high-occupancy vehicle lanes, or HOV) causes unnecessary slowdowns and congestion. To maximize the efficiency of the Express Lanes and the entire I-15 corridor, follow the rules



Don't cross the double white lines--it's unsafe and illegal. Don't weave in and out--enter and exit at designated areas indicated by white-dotted lines

Agency Stats

From: 02/12/2018 to 02/16/2018

Agencies: 3

AGENCY	Total Shifts	Stops Per Hour	Miles Traveled	Total Hours	Vehicles Stopped	Total Citations	Total Warnings	Speeding Citation	Speeding Warning	Seat Belt Citation	Seat Belt Warning
Utah Highway Patrol Section 3	1	2.2	172	4	9	2	4	1	1		
Utah Highway Patrol Section 4	10	3.1	782	41	129	123	66	1	1	2	2
Utah Highway Patrol Section 6	10	2.9	1057	39.5	114	66	98	13	23	1	1

Officer Stats (All Agencies)

From: 02/12/2018 to 02/16/2018

Officer Records: 17

Officer	Agency	Shift Date	Average Stops Per Hour	Miles Traveled	Total Hours	Vehicles Stopped	Total Citations	Total Warnings	Speeding Citation	Speeding Warning	Seat Belt Citation	Seat Belt Warning
Michael Gordon	Utah Highway Patrol Section 3	2/13/2018	2.2	172	4	9	2	4	1	1		
Austin Obray	Utah Highway Patrol Section 4	2/12/2018	2	122	4	8	4	4				
Brian Spillman	Utah Highway Patrol Section 4	2/12/2018	2.5	108	4	10	11	5			1	
Cameron Fawson	Utah Highway Patrol Section 4	2/14/2018	4.2	84	4	17	12	17	1			2
David Wurtz	Utah Highway Patrol Section 4	2/15/2018	3.5	74	4	14	15	3				
David Wurtz	Utah Highway Patrol Section 4	2/13/2018	4	28	4	16	17	4				
David Wurtz	Utah Highway Patrol Section 4	2/14/2018	3	36	4	12	11	3				
Nathan Croft	Utah Highway Patrol Section 4	2/13/2018	2.5	99	4	10	12	3				
Stanton Tucker	Utah Highway Patrol Section 4	2/15/2018	4	31	4	16	24	8				
Tim Kincaid	Utah Highway Patrol Section 4	2/15/2018	2.5	110	4	10	9	2				
Wyatt Weber	Utah Highway Patrol Section 4	2/16/2018	3.2	90	5	16	8	17				2
Dane Fairbourn	Utah Highway Patrol Section 6	2/13/2018	3	140	4	12	5	10			1	
David Rumfield	Utah Highway Patrol Section 6	2/13/2018	3.2	99	4	13	5	14	1		2	
Emery Calkins	Utah Highway Patrol Section 6	2/16/2018	2		4	8	12	6	2		1	
JD Tarone	Utah Highway Patrol Section 6	2/12/2018	2.5	127	4	10	7	14	3		5	
Joshua White	Utah Highway Patrol Section 6	2/14/2018	2.8	70	4	11	5	10	1		1	
Mike Powell	Utah Highway Patrol Section 6	2/12/2018	3	150	4	12	9	11	5		3	
Nicholas Alvey	Utah Highway Patrol Section 6	2/16/2018	2	138	4	8	1	8			2	
Nicholas Alvey	Utah Highway Patrol Section 6	2/15/2018	2.6	56	4	9	6	4			1	1
William Alexander	Utah Highway Patrol Section 6	2/14/2018	4.2	152	4	17	9	13			4	1
William Alexander	Utah Highway Patrol Section 6	2/15/2018	3.5	125	4	14	7	8	1		3	

Trooper Shout-Outs and Reports:

- Sgt. Spillman cited a driver, whose license was revoked, for an ignition interlock violation and the vehicle was impounded.
- Trooper Fawson made 4.25 stops per hour during a 4-hour HOV overtime shift.



- Trooper Tucker made 4 stops per hour during a 4-hour HOV overtime shift.
- Trooper Alexander worked 2 HOV overtime shifts and averaged 3.9 stops per hour.
- Trooper Wurtz worked 3 HOV overtime shifts and averaged 3.5 stops per hour.
- Sgt. Rumfield made 3.25 stops per hour during a 4-hour HOV overtime shift.
- Sgt. Weber made 3.2 stops per hour during a 5-hour HOV overtime shift.
- Trooper Fairbourn made 3 stops per hour during a 4-hour HOV overtime shift.
- Trooper Powell made 3 stops per hour during a 4-hour HOV overtime shift, and also stopped a driver trying to flee the traffic stop.
- One trooper commented about the challenge of HOV enforcement as most of the vehicles he stopped had small children in the backseat who he could not see.



Utah Highway Patrol

*4501 South 2700 West
Salt Lake City, Utah 84129
(801) 965-4518
www.highwaypatrol.utah.gov*

