

Report on UDOT-Funded HOV Lane Enforcement

May 7-11, 2018



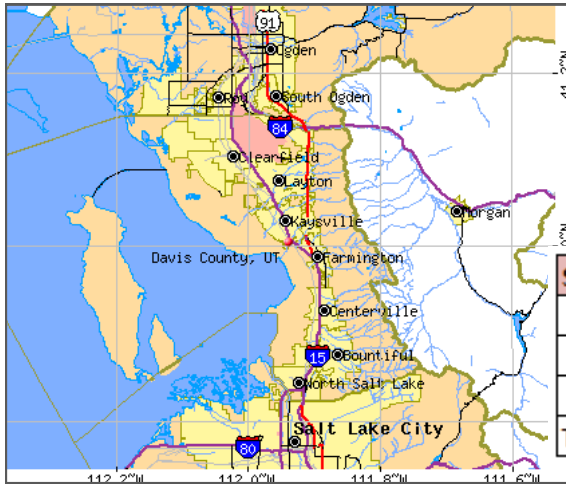
UTDOT

Keeping Utah Moving

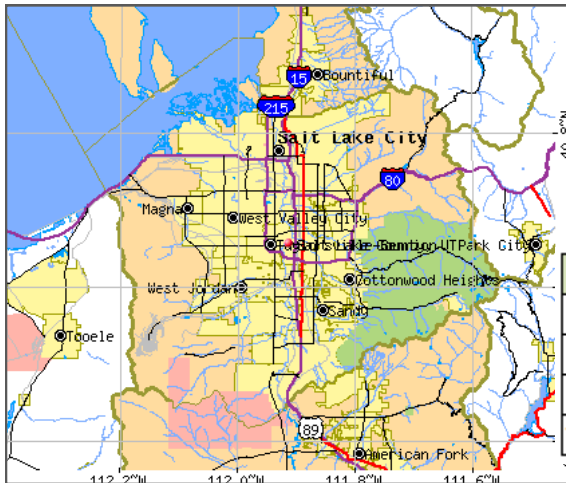


What Were The Results?

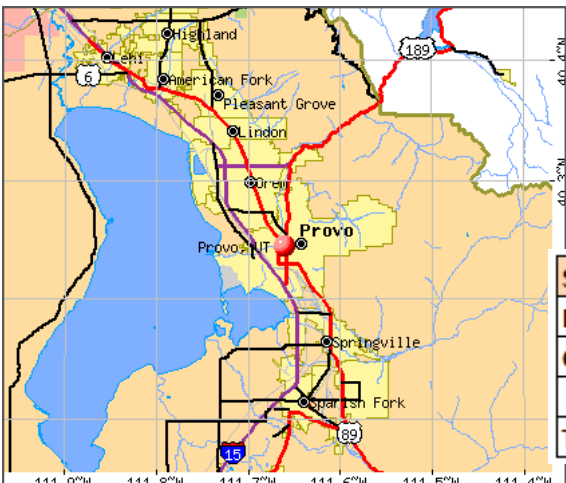
Shifts Worked, All Participating Sections:					16	
Improper Use		Double White Lines		Transponder		
Citation	Warning	Citation	Warning	Citation	Warning	
51	23	9	4	1	12	
TOTAL CONTACT FOR ALL CATEGORIES:					100	



Section 3 Shifts: 2				Davis County		
Improper Use		Double White Lines		Transponder		
Citation	Warning	Citation	Warning	Citation	Warning	
8	0	0	0	1	2	
TOTAL CONTACT FOR ALL CATEGORIES:					11	



Section 4 Shifts: 4				Salt Lake County		
Improper Use		Double White Lines		Transponder		
Citation	Warning	Citation	Warning	Citation	Warning	
26	7	3	2	0	7	
TOTAL CONTACT FOR ALL CATEGORIES:					45	



Section 6 Shifts: 5				Utah County		
Improper Use		Double White Lines		Transponder		
Citation	Warning	Citation	Warning	Citation	Warning	
17	16	6	2	0	3	
TOTAL CONTACT FOR ALL CATEGORIES:					44	

Enforcement Shift Statistics

From: 05/07/2018 to 05/11/2018

Total Data Records: 11
 UHP Sections: 3
 Participating Troopers: 9

Agency: All
 Shifts 11
 Agency Officers: 9
 OT Shift Type: All

* Averages are per officer shift

Data Type	Total	Average
Total Miles:	970	97
Total Shift Amt Claimed:	\$2640	\$240
Total Hours:	44	4
Amount / Contact:		\$20
Total Vehicles Stopped:	135	12
Stops Per Hour:		3.1
No. Warrants:	3	0.27
Total Warrant Amt:	\$475	\$43
State Tax Impounds:	0	0.00
No. Recovd Stolen Veh:	0	
Fugitives:	1	
Total FST's:	0	0.00
Refused All Tests:	0	0.00
Total DUI's:	0	0.00
Alcohol:	0	0.00
Drug:	0	0.00
Metabolite:	0	0.00
Ign Interlock:	0	0.00
Alc Restr Driver:	0	0.00
Blood Draws:	0	0.00
Urine Samples:	0	0.00
BAC Avg:	0.00	
Desig. Driver:	0	0.0
Drug Felony:	0	0.00

Citations	Total	Average
Open Container:	0	0.00
Youth Alcohol:	0	0.00
Drug Misdemeanor:	0	0.00
Seat Belt:	0	0.00
Child Restraint:	0	0.00
Speed:	11	1.00
Reckless Driving:	0	0.00
Careless Driving:	0	0.00
Text While Driving:	1	0.09
Follow Close:	1	0.09
Improp Turn:	4	0.36
Lane Travel:	3	0.27
Stop Lt/Sign:	0	0.00
Yield Right-of-Way:	17	1.55
Other Mov Violation:	9	0.82
Other Non-Moving Vio:	2	0.18
Other DL Offense:	3	0.27
Susp/Rev License:	2	0.18
No Insurance:	0	0.00
Registration:	1	0.09

Warnings	Total	Average
Open Container:	0	0.00
Youth Alcohol:	0	0.00
Drug Misdemeanor:	0	0.00
Seat Belt:	5	0.45
Child Restraint:	0	0.00
Speed:	11	1.00
Reckless Driving:	0	0.00
Careless Driving:	1	0.09
Text While Driving:	2	0.18
Follow Close:	0	0.00
Improp Turn:	2	0.18
Lane Travel:	5	0.45
Stop Lt/Sign:	3	0.27
Yield Right-of-Way:	13	1.18
Other Mov Violation:	7	0.64
Other Non-Moving Vio:	10	0.91
Other DL Offense:	10	0.91
Susp/Rev License:	0	0.00
No Insurance:	0	0.00
Registration:	4	0.36

NOTE: HOV Lane violations are primarily reflected in Speed, Following Too Close, Improper Turn/Lane Change and Lane Travel violations above. However, the data on page 2 was collected specifically for tracking this HOV operation.



How Are We Doing Regarding The Target Of 2.0 Traffic Stops Per Hour?

3.1 Stops Per Hour!

GREAT

GOOD

BELOW AVERAGE



Agency Stats From: 05/07/2018 to 05/11/2018											
Agencies: 3											
AGENCY	Total Shifts	Stops Per Hour	Miles Traveled	Total Hours	Vehicles Stopped	Total Citations	Total Warnings	Speeding Citation	Speeding Warning	Seat Belt Citation	Seat Belt Warning
Utah Highway Patrol Section 3	2	1.9	179	8	15	9	6				
Utah Highway Patrol Section 4	4	3.5	190	16	56	6	28		4		4
Utah Highway Patrol Section 6	5	3.2	601	20	64	39	39	11	7		1

Officer Stats (All Agencies)												
From: 05/07/2018 to 05/11/2018												
Officer Records: 9												
Officer	Agency	Shift Date	Average Stops Per Hour	Miles Traveled	Total Hours	Vehicles Stopped	Total Citations	Total Warnings	Speeding Citation	Speeding Warning	Seat Belt Citation	Seat Belt Warning
Colby Vanderbeek	Utah Highway Patrol Section 3	5/10/2018	2.8	100	4	11	8	3				
Michael Gordon	Utah Highway Patrol Section 3	5/8/2018	1	79	4	4	1	3				
C. Fawson	Utah Highway Patrol Section 4	5/8/2018	5.2		4	21	0	12		2		3
J. Hawkes	Utah Highway Patrol Section 4	5/7/2018	1	76	4	4	2	2				
S. Meyer	Utah Highway Patrol Section 4	5/10/2018	5.5	34	4	22	3	11				1
T. Kincaid	Utah Highway Patrol Section 4	5/11/2018	2.2	80	4	9	1	3		2		
Emery Calkins	Utah Highway Patrol Section 6	5/9/2018	2	105	4	8	6	3	1	1		
Emery Calkins	Utah Highway Patrol Section 6	5/8/2018	2.5	150	4	10	5	9	1	1		
Mark Thompson	Utah Highway Patrol Section 6	5/10/2018	4	151	4	16	11	8	7	4		1
Silver Brown	Utah Highway Patrol Section 6	5/9/2018	4.5	107	4	18	6	14		1		
Silver Brown	Utah Highway Patrol Section 6	5/8/2018	3	88	4	12	11	5	2			



Warning: Utah Highway Patrol is on the hunt for Express Lanes Violators
 \$337+ Fine and it goes on your driving record.



Trooper Shout-Outs and Reports:

- Over 50% of the shifts worked achieved 3 or more stops per hour.
- Trooper Steve Myer made an amazing 5.5 stops per hour.
- Trooper Cameron Fawson was close with 5.2.
- Trooper Silver Brown 4.5 stops per hour during one 4-hour HOV overtime shift, and 3.0 per hour on another.
- Sergeant Mark Thompson made 4.0 stops per hour.



Utah Highway Patrol

*4501 South 2700 West
Salt Lake City, Utah 84129
(801) 965-4518
www.highwaypatrol.utah.gov*

