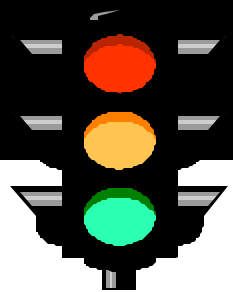


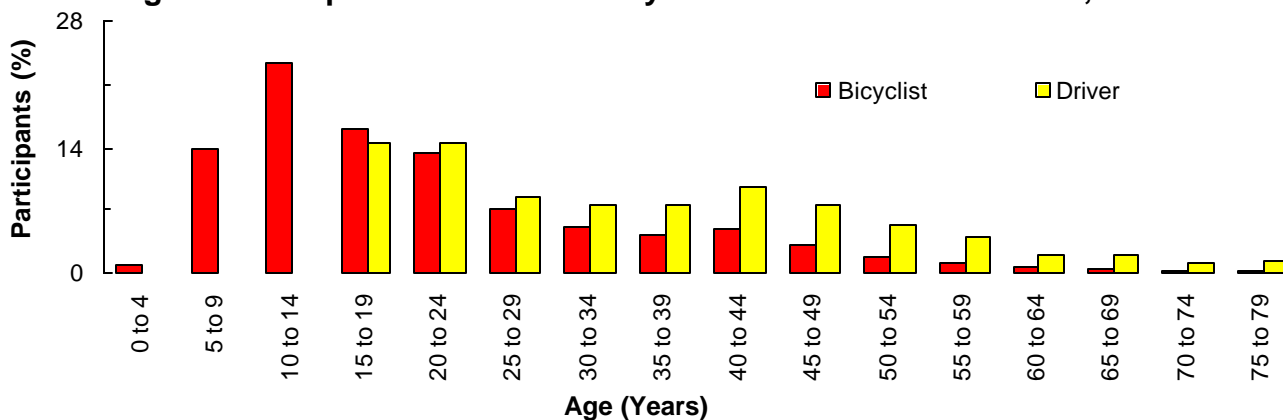
BICYCLISTS



Did you know that in 2000...

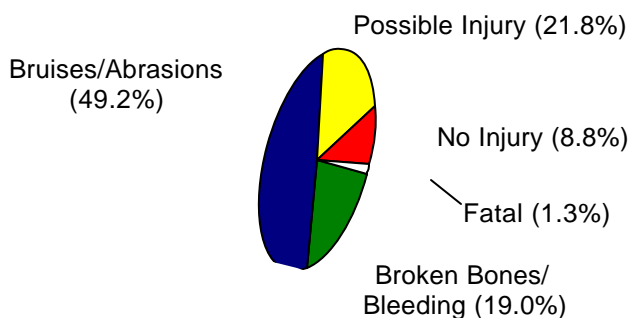
- 691 bicyclist-motor vehicle crashes occurred in Utah which resulted in 635 injured bicyclists, and 9 bicyclist fatalities.
- Bicyclists were 5 times more likely than other crash participants to die in a crash.

Age of Participants Involved in Bicyclist-Motor Vehicle Crashes, Utah 1999



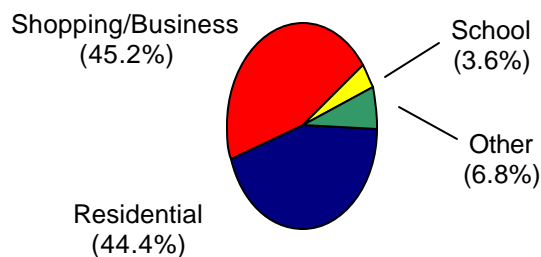
- Most bicyclists involved in crashes (53.5%) were between the ages of 5 to 19 years.
- Drivers between the ages of 15 to 24 years represented over one-quarter (29.1%) of the motor vehicle drivers involved in bicyclist-motor vehicle crashes.

Bicyclist Injury Severity, Utah 2000



- Nearly all bicyclists sustained an injury (91.2%) compared to 21.6% of all motor vehicle crash participants.

Location of Bicyclist-Motor Vehicle Crashes, Utah 2000



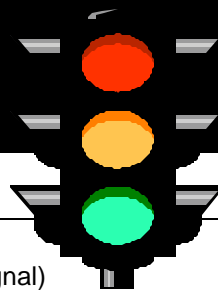
- Nearly all (89.6%) of the bicyclist-motor vehicle crashes occurred in residential or business areas.
- Only 3.6% of bicyclist-motor vehicle crashes occurred at schools.

Leading Driving Factors that Contributed to Bicyclist-Motor Vehicle Crashes

- Improper Lookout (43.0%)
- Failed to Yield the Right of Way (25.4%)
- Hit and Run (12.9%)
- Other Improper Driving (4.0%)
- Speed Too Fast (3.5%)

CITATIONS: Almost one-quarter (23.2%) of the drivers involved in bicyclist-motor vehicle crashes received a citation. The leading violation was "failure to yield right of way" (35.6%).

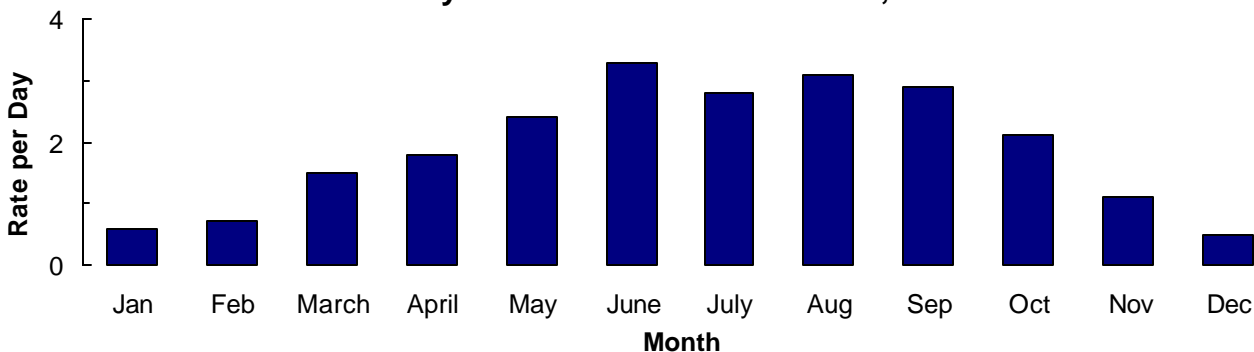
BICYCLISTS



Bicyclist Actions Prior to Bicyclist-Motor Vehicle Crashes, Utah 2000

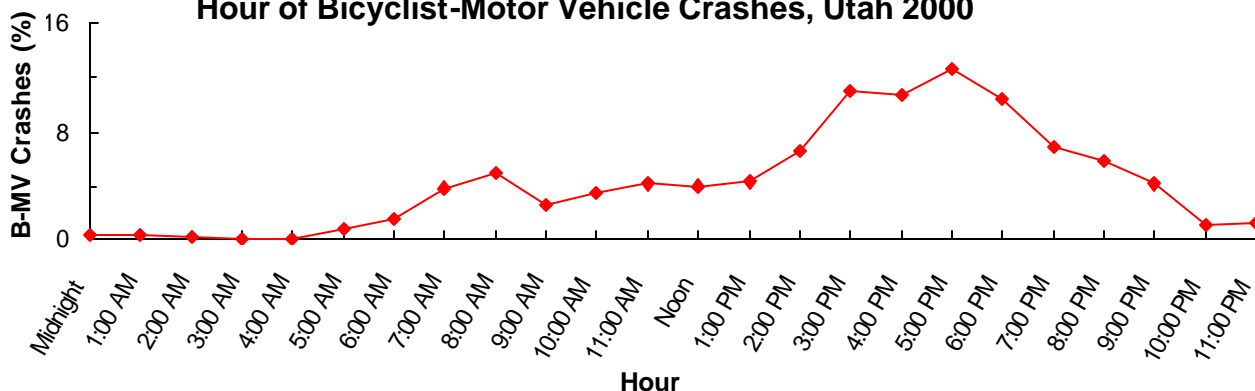
1. Riding in roadway with traffic (21.0%)
 2. Crossing intersection with signal (16.6%)
 3. Riding in roadway against traffic (14.9%)
 4. Crossing intersection no signal (13.2%)
 5. Crossing intersection against signal (10.5%)
- Crossing at the intersection (with signal, without signal, and against signal) comprised almost half (40.3%) of the bicyclists actions prior to a crash.
 - Coming from behind parked cars only represented 1.6% of the bicyclists action prior to a crash.

Month of Bicyclist-Motor Vehicle Crashes, Utah 2000



- Summer and early fall months had the highest rates per day of bicyclist-motor vehicle crashes.

Hour of Bicyclist-Motor Vehicle Crashes, Utah 2000



- Bicyclist-motor vehicle crashes peaked during the late afternoon and early evening (3:00 pm to 6:00 pm)

Gender of Participants Involved in Bicyclist-MV Crashes, Utah 2000



- Most bicyclists involved in bicyclist-motor vehicle crashes were male (78.6%).
- Half (51.8%) of the drivers involved in bicyclist-motor vehicle crashes were male.

Alcohol

- Of the 9 bicyclist fatalities, none were impaired by alcohol or other drugs.
- Of the motor vehicle drivers that were involved in fatal bicyclist-motor vehicle crashes, 1 was impaired by alcohol or other drugs.

Helmet Use

- Helmet use was not coded consistently for bicyclists at the time of the crash, cannot be reported with accuracy, and is not included.