


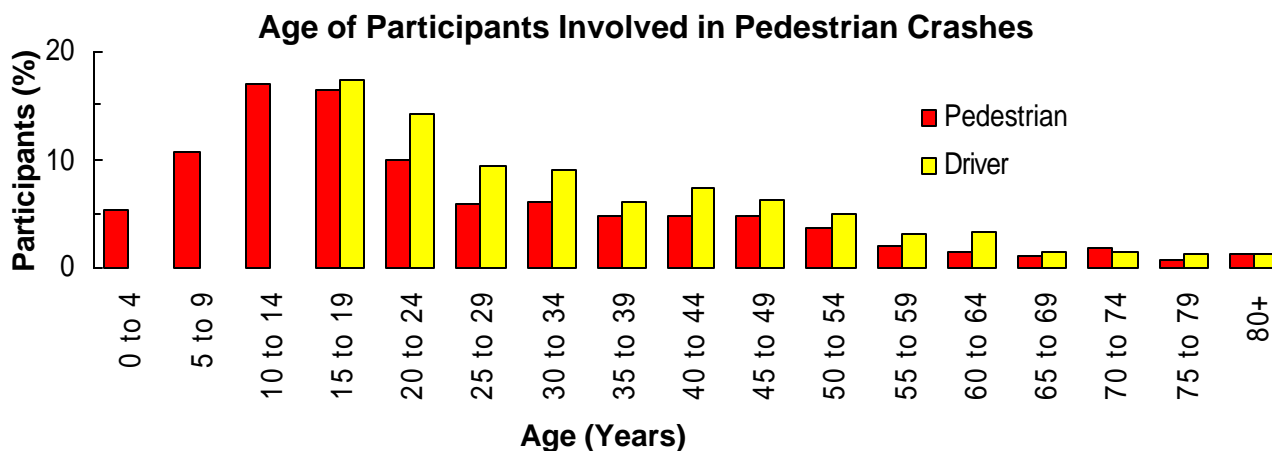
PEDESTRIANS



Did you know that in 2000. . .

- ◆ 785 pedestrians were involved in motor vehicle crashes, which resulted in 708 injured pedestrians, and 33 pedestrian fatalities.
- ◆ Nearly all pedestrians involved in a crash (94.4%) sustained an injury compared to 21.6% of all motor vehicle crash participants.
- ◆ Pedestrians were 18 times more likely to be killed in a crash than other motor vehicle crash participants.

Who are the people involved?



- Almost half of the pedestrians involved in crashes (49.4%) were under 20 years of age. This same age group represented 24.2% of the pedestrian fatalities.
- While 4.6% of pedestrians involved in crashes were 65 years old or over, this age group accounted for 18.2% of the pedestrian fatalities.
- Of the drivers that were involved in pedestrian crashes, 41.2% were between the ages of 15 to 29 years. Almost half (43.8%) of the drivers involved in fatal pedestrian crashes were also between the ages of 15 to 29 years.

What are the circumstances surrounding the crash?

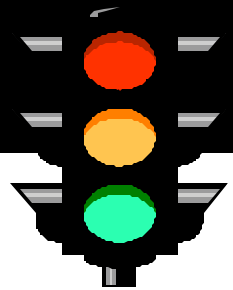
Top 5 Driving Factors that Contributed to Pedestrian Crashes:

1. Improper lookout (32.3%)
 2. Failed to yield the right of way (26.3%)
 3. Hit and run (14.9%)
 4. Other improper driving (6.2%)
 5. Speed too fast (4.0%)
- Alcohol and drugs appear to be an important contributing factor in fatal pedestrian crashes. While "DUI", "had been drinking", and "under the influence of drugs" accounted for 3% of contributing factors in all pedestrian crashes, these factors accounted for 16% in fatal pedestrian crashes.

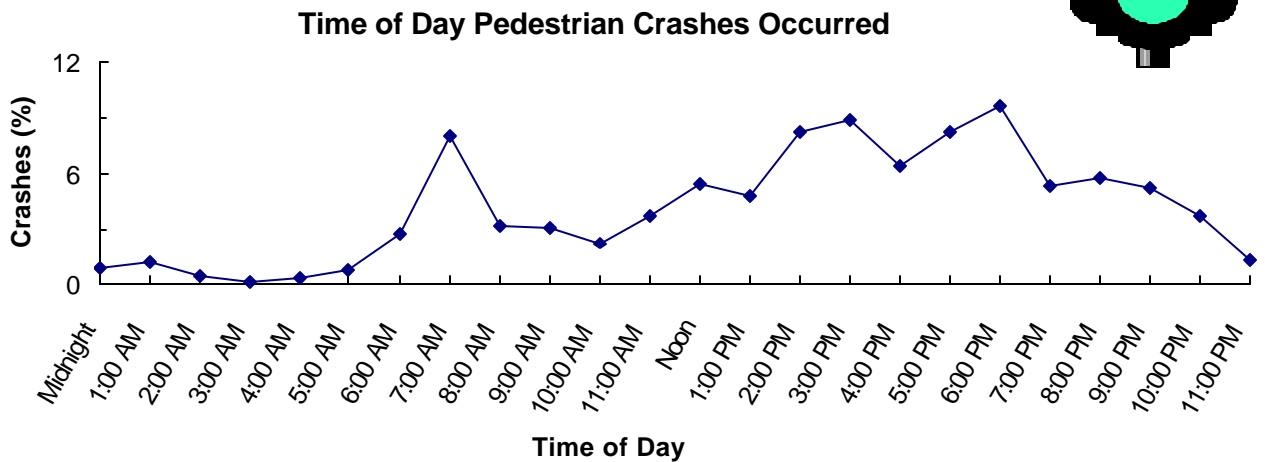
Top 5 Violations of Drivers Involved in Pedestrian Crashes:

1. Failure to yield the right of way (49.2%)
 2. Improper lookout (19.6%)
 3. All other non-moving violations (10.9%)
 4. Hit and run (3.4%)
 5. Speeding (3.4%)
- There were 703 drivers involved in pedestrian crashes, of which 358 (50.9%) were cited for a traffic violation.
 - Only 8 of the 32 (25.0%) drivers involved in fatal pedestrian crashes received a citation at the crash scene.

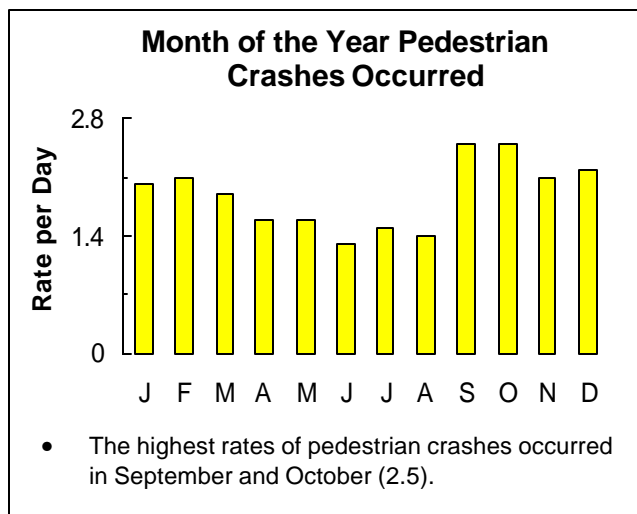
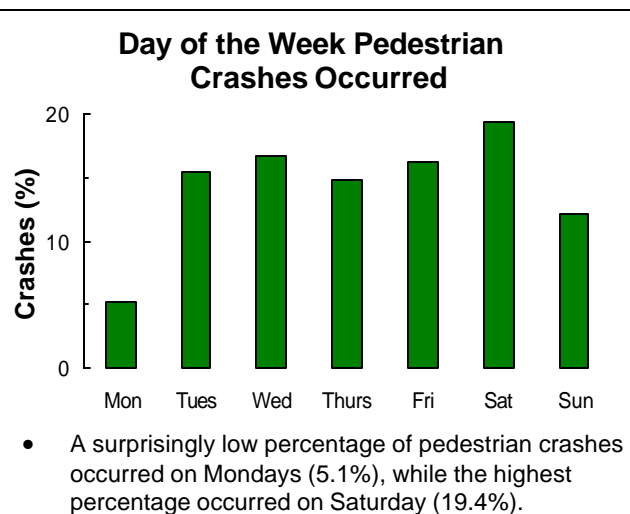
PEDESTRIANS



When are pedestrian crashes occurring?



- Pedestrian crashes occurred most often in the afternoon (2:00 pm to 6:00 pm), and in the morning at 7:00 am. Fatal pedestrian crashes occurred most often at 6:00 pm.



Where are pedestrians being hit?

County	Number of Pedestrians	Rate per 10,000 population	County	Number of Pedestrians	Rate per 10,000 population
Salt Lake	402	4.6	Washington	15	1.7
Utah	146	4.2	Tooele	11	3.1
Weber	69	3.6	Box Elder	11	2.6
Davis	67	2.8	Sevier	7	3.6
Cache	20	2.1	Other counties	37	1.5

- The majority of pedestrian crashes occurred in urban areas (86.9%). The majority of fatal pedestrian crashes also occurred in urban areas (86.6%).