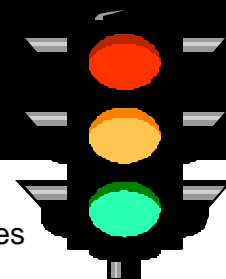


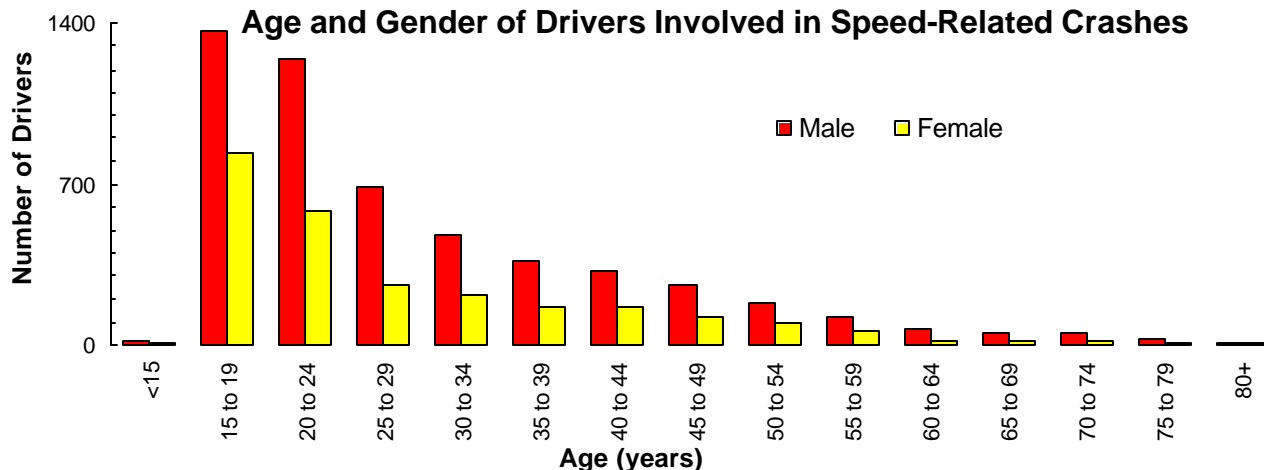
SPEED



Did you know that in 2000. . .

- ◆ 7,725 speed-related crashes occurred in Utah which resulted in 3,313 injuries and 111 fatalities.
- ◆ There were more speed-related crash fatalities (111) than alcohol and other drug-related crash fatalities (90).
- ◆ Speed-related crashes were 2.9 times more likely to be fatal than other motor vehicle crashes.

Age and Gender of Drivers Involved in Speed-Related Crashes



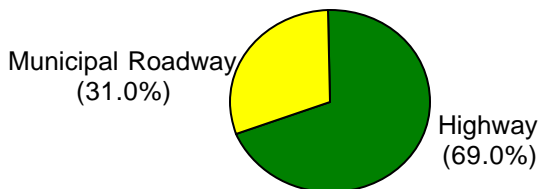
- While male drivers accounted for 58% of all drivers involved in a crash, they were involved in two-thirds (67%) of speed-related crashes.
- Teenage drivers between the ages of 15 to 19 years accounted for 20% of all drivers involved in a crash, yet they represented 28% of drivers involved in a speed-related crash.

Counties with the Highest Rates of Speed-Related Crashes

| County | # of Speed-Related Crashes | Rate per 10 Motor Vehicle Miles Traveled | County | # of Speed-Related Crashes | Rate per 10 Motor Vehicle Miles Traveled |
|-----------|----------------------------|--|-----------|----------------------------|--|
| Wasatch | 155 | 6.2 | Sevier | 163 | 4.2 |
| Morgan | 68 | 5.6 | Summit | 243 | 3.9 |
| Daggett | 13* | 5.1 | Rich | 17* | 3.8 |
| Wayne | 20 | 4.9 | Sanpete | 85 | 3.7 |
| Salt Lake | 3,228 | 4.4 | Statewide | 7,725 | 3.4 |


*Rates calculated on counts of less than 20 are considered unstable.

Speed-Related Crash Locations



- The majority (69.0%) of speed-related crashes occurred on a highway.

Speed-Related Crash Clock



- A speed-related crash occurred in Utah every 60 minutes.