


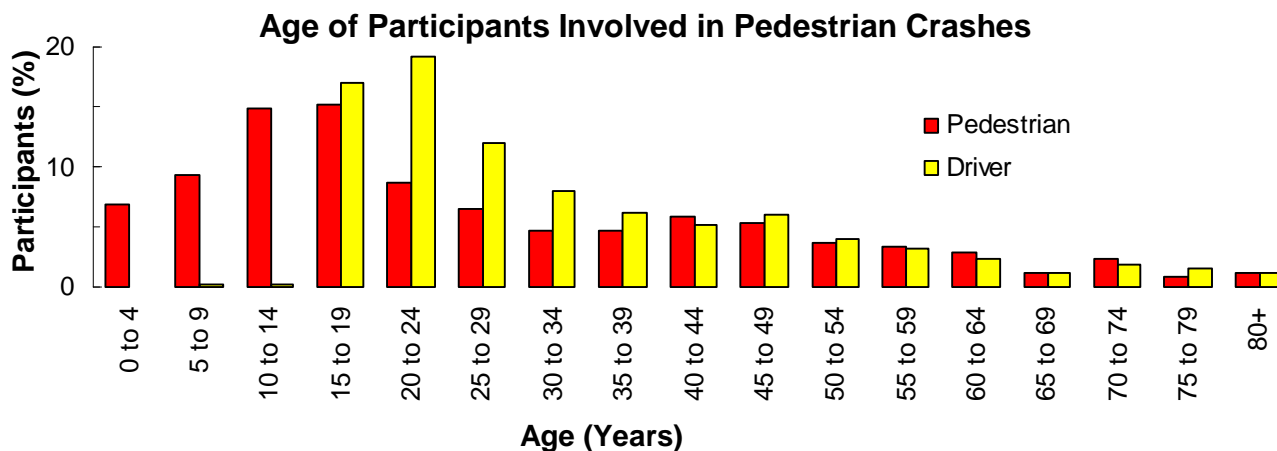
PEDESTRIANS



Did you know that in 2002 . . .

- ◆ 636 pedestrians were involved in motor vehicle crashes, which resulted in 584 injured pedestrians, and 24 pedestrian fatalities.
- ◆ Nearly all pedestrians involved in a crash (91.8%) sustained an injury compared to 36.6% of all motor vehicle crash participants.
- ◆ Pedestrians were 23 times more likely to be killed in a crash than other motor vehicle crash participants.

Who are the people involved?



- Almost half of the pedestrians involved in crashes (46.2%) were under 20 years of age. This same age group represented 14.8% of the pedestrian fatalities.
- While 5.5% of pedestrians involved in crashes were over 65 years old, this age group accounted for 25.9% of the pedestrian fatalities.
- Of the drivers that were involved in pedestrian crashes, 48.1% were between the ages of 15 to 29 years. Almost half (49.9%) of the drivers involved in fatal pedestrian crashes were also between the ages of 15 to 29 years.

What are the circumstances surrounding the crash?


Top 5 Driving Factors that Contributed to Pedestrian Crashes:

1. Improper lookout (25.0%)
 2. Failed to yield the right of way (14.5%)
 3. Speed Too Fast (12.1%)
 4. Following Too Closely (10.3%)
 5. Other Improper Driving (9.7%)
- Alcohol and drugs appear to be a contributing factor in fatal pedestrian crashes. "DUI", "had been drinking", and "under the influence of drugs" accounted for 2.6% of contributing factors in all pedestrian crashes.
 - "Improper Lookout," "Speed Too Fast," and "Other Improper Driving" accounted for almost half (46.8%) of fatal pedestrian crashes.

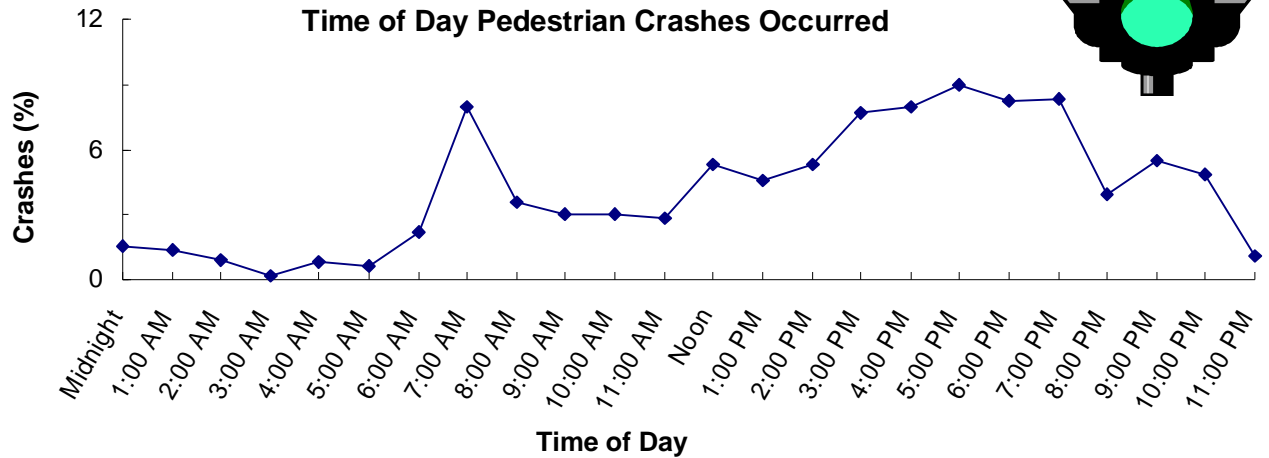
Top 5 Violations of Drivers Involved in Pedestrian Crashes:

1. Failure to yield the right of way (54.6%)
 2. Improper lookout (15.0%)
 3. Other non-moving violations (10.6%)
 4. All other moving violations (3.5%)
 4. Negligent collision (3.5%)
- There were 648 drivers involved in pedestrian crashes, of which 227 (35.1%) were cited for a traffic violation
 - Only 5 of the 24 (17.9%) drivers involved in fatal pedestrian crashes received a citation at the crash scene.

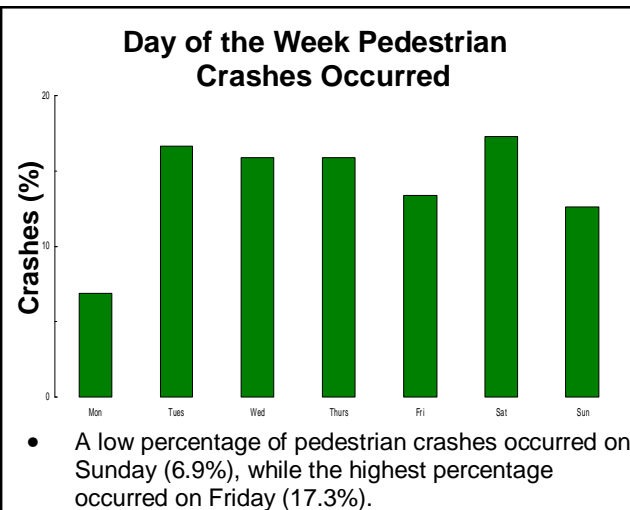
PEDESTRIANS



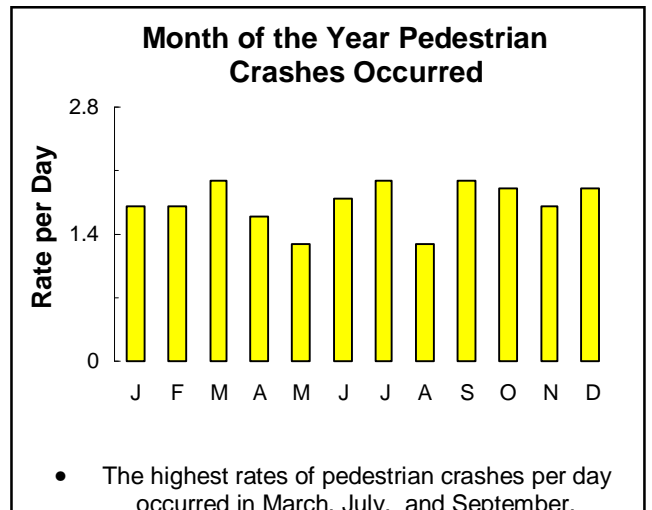
When are pedestrian crashes occurring?



- Pedestrian crashes occurred most often in the afternoon (3:00 pm to 7:00 pm), and again in the evening at 9:00 pm. Fatal pedestrian crashes occurred most often at 7:00 pm and 7:00 am.



- A low percentage of pedestrian crashes occurred on Sunday (6.9%), while the highest percentage occurred on Friday (17.3%).



- The highest rates of pedestrian crashes per day occurred in March, July, and September.

Where are pedestrians being hit?

County	Number of Pedestrians	Rate per 100 MVMT**	County	Number of Pedestrians	Rate per 100 MVMT**
Salt Lake	375	4.7	Davis	65	2.8
Weber	64	4.0	Wasatch	4	1.5
Cache	32	3.9	Washington	19	2.0
Utah	102	3.1	Garfield	3	2.2
Uintah	7	2.4	Other counties	49	0.7

* Rates calculated on counts of less than 20 are considered unstable.

**MVMT –Motor Vehicle Miles Traveled

- The majority of pedestrian crashes occurred in urban areas (82.9%). The majority of fatal pedestrian crashes also occurred in urban areas (91.7%).