


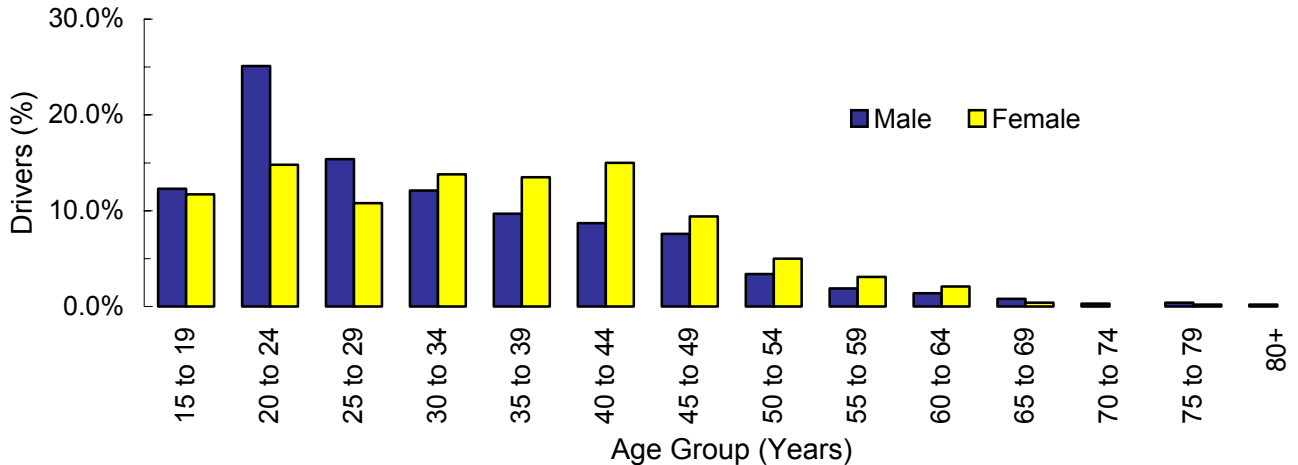
## ALCOHOL AND OTHER DRUGS



Did you know that in 2003. . .

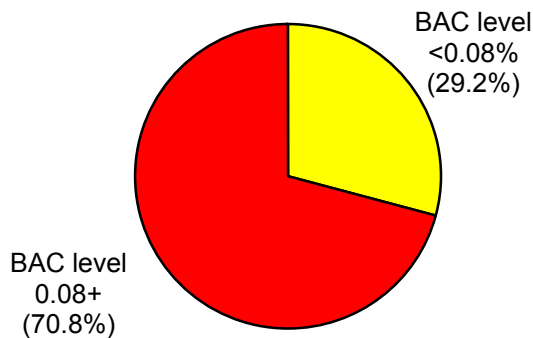
- There were 1,947 alcohol and other drug-related crashes in Utah that resulted in 1,101 injuries and 46 fatalities.
- Alcohol and other drug-related fatalities decreased 36% from 2002.
- Alcohol and other drug-related crashes were 4 times more likely to be fatal than other types of crashes.

### Age and Gender of Drivers Involved in Alcohol and Other Drug-Related Crashes



- Male drivers were involved in the majority (75.1%) of alcohol and other drug-related crashes.
- Male drivers aged 20 to 24 years represented the highest percentage of drivers involved in alcohol and other drug-related crashes (25.1%).
- For female drivers, those aged 40 to 44 years had the highest percentage of alcohol and other drug-related crashes (15.0%).
- Of the impaired drivers, 304 (15.8%) were under the age of 21 years.

### Blood Alcohol Concentration (BAC) Levels of Drivers Involved in Fatal Alcohol-Related Crashes




- The majority (70.8%) of drivers involved in fatal alcohol-related crashes had blood alcohol concentration levels at or above the legal limit of 0.08%.

### Alcohol and Other Drug-Related Crash Clock

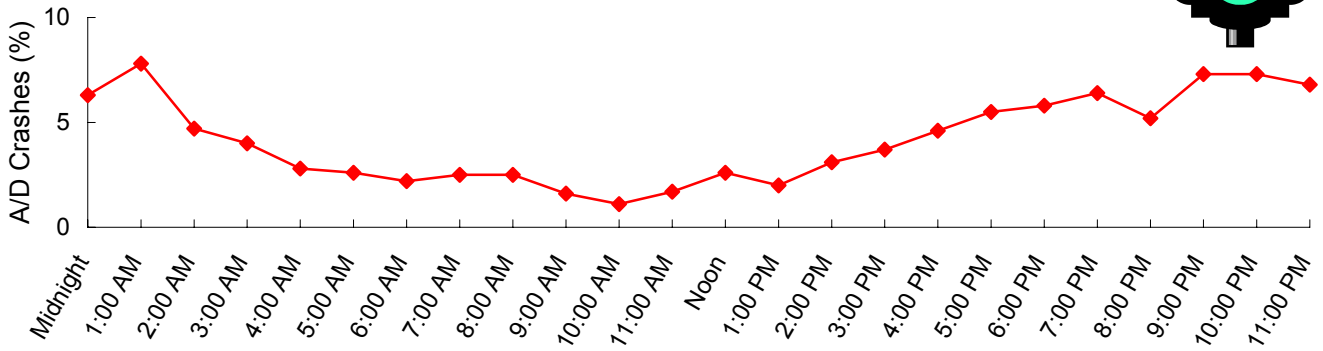


- An alcohol and other drug-related crash occurred in Utah every 4 1/2 hours.

## ALCOHOL AND OTHER DRUGS

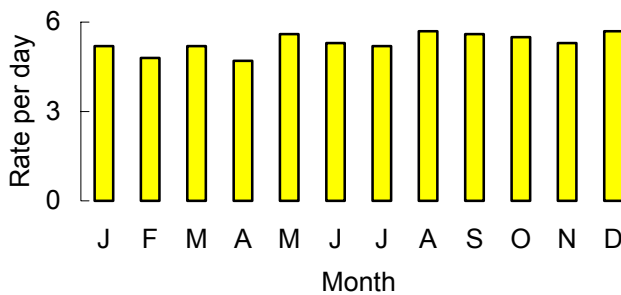


**Time of Day Alcohol and Other Drug-Related Crashes Occurred**



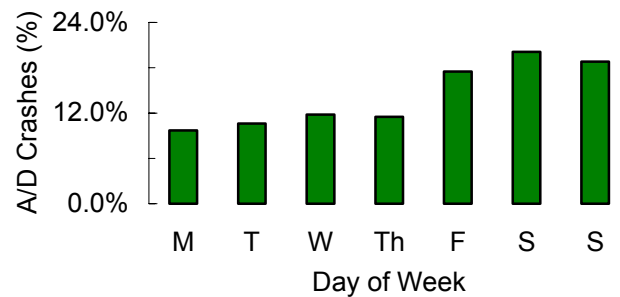
- Alcohol and other drug-related crashes peaked in the evening and early morning hours (7:00 pm to 1:00 am). This is unlike most other types of motor vehicle crashes that tend to peak in the afternoon and early evening (2:00 pm to 6:00 pm).

**Month of the Year Alcohol and Other Drug-Related Crashes Occurred**



- The highest rate per day of alcohol and other drug-related crashes occurred in August (5.7) and December (5.7).

**Day of the Week Alcohol and Other Drug-Related Crashes Occurred**



- The majority of alcohol and other drug-related crashes (56.4%) occurred on weekends (Friday, Saturday, Sunday).

### Alcohol and Other Drug Involvement in Different Types of Motor Vehicle Crashes



#### Pedestrian-Motor Vehicle Crashes

Of the 28 pedestrians killed in 2003, 1 pedestrian was impaired by alcohol and other drugs. Of the drivers involved in fatal pedestrian-motor vehicle crashes, 3 drivers were impaired.



#### Bicyclist-Motor Vehicle Crashes

Of the 2 bicyclists killed in 2003, none were impaired by alcohol or other drugs. Of the motor vehicle drivers involved in fatal bicyclist-motor vehicle crashes, none were impaired.



#### Motorcycle Crashes

Of the 22 motorcycle drivers and passengers killed in 2003, 1 motorcycle driver was impaired.



#### Teenage-Driver Crashes

In 2003, there were 2 teenage drivers (aged 15 to 19 years) involved in fatal crashes that were impaired by alcohol or other drugs.