


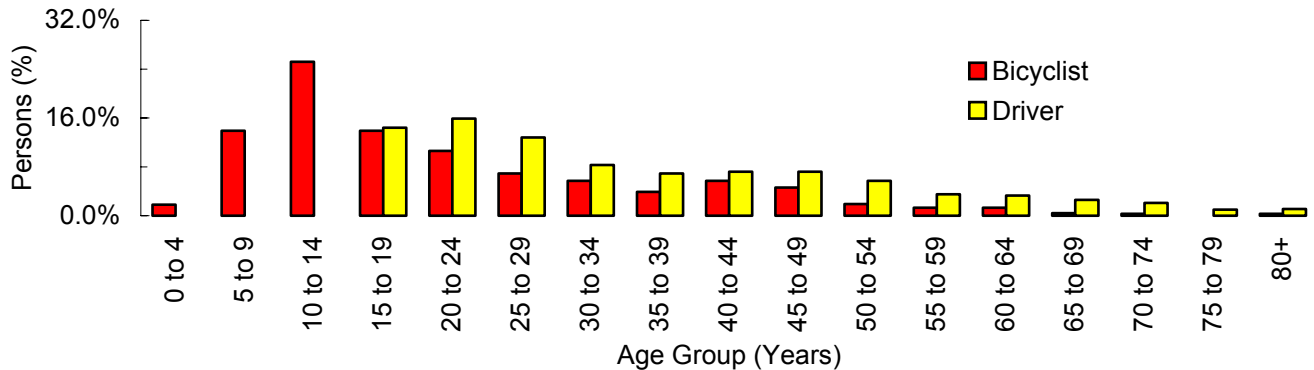
BICYCLISTS



Did you know that in 2003. . .

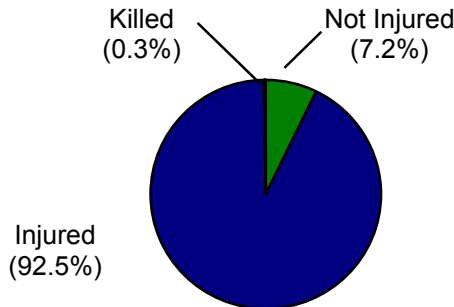
- 671 bicyclists were involved in motor vehicle crashes; 621 were injured, and 2 were killed.
- Injuries were 3 times higher for bicyclists than for other motor vehicle crash occupants.

Age of Persons Involved in Bicyclist Crashes, Utah 2003



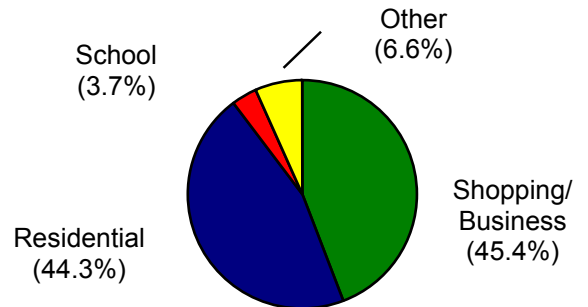
- The highest percentage of bicyclists involved in crashes were aged 10 to 14 years (25.2%).
- The highest percentage of drivers involved in bicyclist crashes were aged 20 to 24 years (15.9%).

Bicyclist Injury Severity, Utah 2003



- Nearly all bicyclists (92.5%) involved in crashes sustained an injury compared to 21.3% of all motor vehicle crash occupants.

Location of Bicyclist-Motor Vehicle Crashes, Utah 2003



- The majority of bicyclist-motor vehicle crashes occurred in shopping/business (45.4%) and residential (44.3%) areas.

Top 3 Driving Factors that Contributed to Bicyclist-Motor Vehicle Crashes:

1. Improper Lookout (46.6%)
2. Failed to Yield Right-of-Way (30.0%)
3. Hit and Run (8.8%)


- In addition to the above, "driving under the influence," "had been drinking," and "under the influence of drugs" accounted for 1.1% of bicyclist-motor vehicle crashes.

Top 3 Violations of Drivers Involved in Bicyclist-Motor Vehicle Crashes:

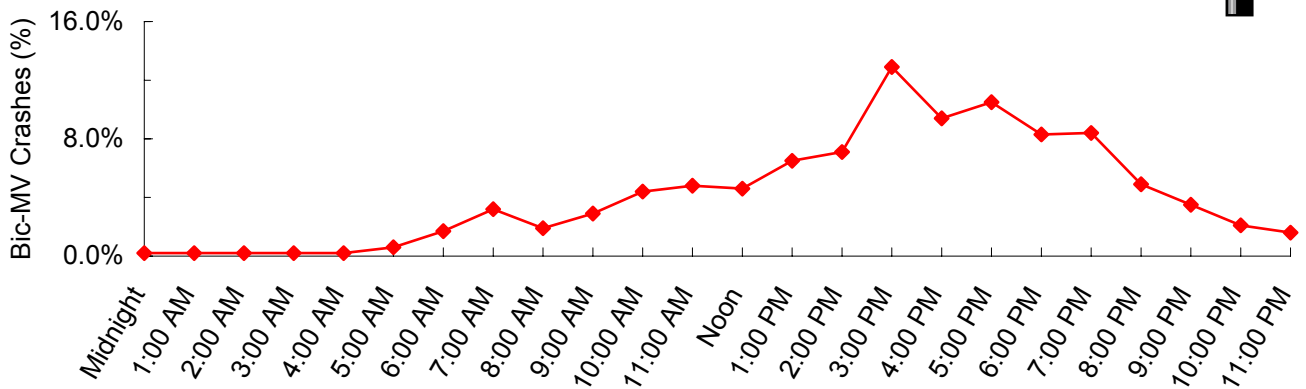
1. Failed to Yield Right-of-Way (45.1%)
2. Improper Lookout (25.9%)
3. Failure to Stop at Red Light (4.3%)

- One-quarter (25.6%) of drivers involved in bicyclist-motor vehicle crashes received a citation.

BICYCLISTS

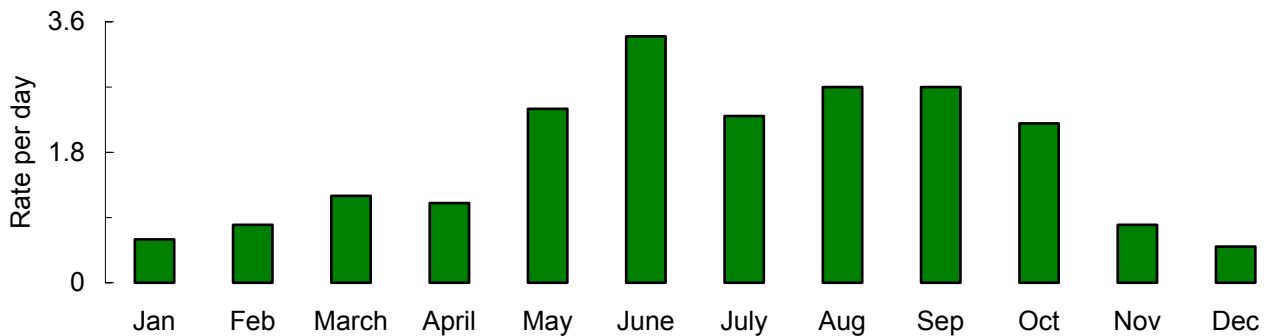


Time of Day Bicyclist Crashes Occurred, Utah 2003



- Bicyclist-motor vehicle crashes occurred most often between 3:00 pm to 7:00 pm. There was also a small peak at 7:00 am.

Month of the Year Bicyclist-Motor Vehicle Crashes Occurred, Utah 2003



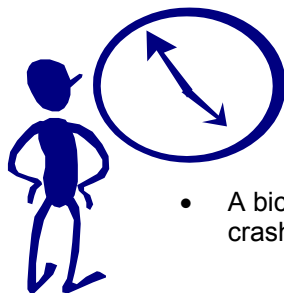
- June (3.4) had the highest rates per day of bicyclist-motor vehicle crashes.

Actions of Bicyclists Prior to Crashes, Utah 2003

- Riding in Roadway with Traffic (15.6%)
- Crossing Intersection with Signal (13.4%)
- Riding in Roadway Against Traffic (13.3%)
- Crossing Intersection with No Signal (13.0%)
- Riding on Sidewalk (11.2%)

“Crossing Intersection (with signal, no signal, against signal, diagonally)” comprised 34.1% of bicyclist actions prior to crashes.

Bicyclist Crash Clock



- A bicyclist was involved in a crash every 13 hours.

Alcohol and Other Drug Involvement



- Of the 2 bicyclists killed in 2003, none were impaired by alcohol or other drugs.
- Of the drivers involved in fatal bicyclist-motor vehicle crashes, none were impaired by alcohol or other drugs.