


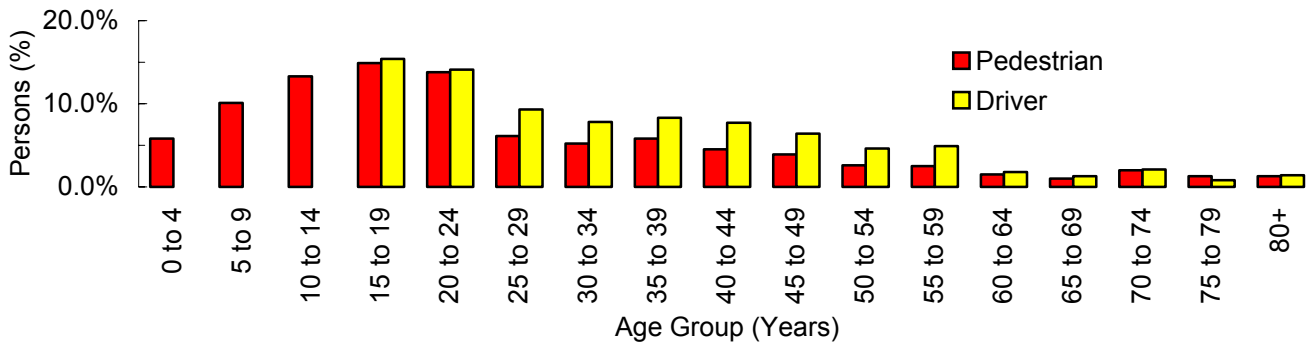
PEDESTRIANS



Did you know that in 2003. . .

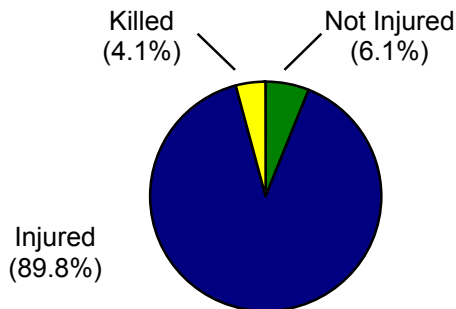
- 686 pedestrians were involved in motor vehicle crashes; 616 were injured, and 28 were killed.
- Fatalities were 20 times higher for pedestrians than for other motor vehicle crash occupants.

Age of Persons Involved in Pedestrian Crashes, Utah 2003



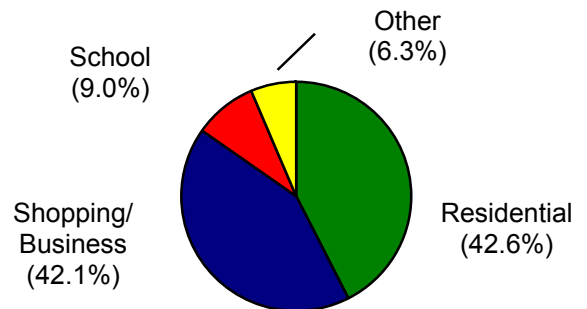
- The highest percentage of pedestrians involved in crashes were aged 15 to 19 years (14.9%).
- Almost half (44.1%) of the pedestrians involved in crashes were under 20 years old.
- The highest percentage of drivers involved in pedestrian crashes were aged 15 to 19 years (15.4%).

Pedestrian Injury Severity, Utah 2003



- Nearly all pedestrians (89.8%) involved in crashes sustained an injury compared to 21.3% of all motor vehicle crash occupants.

Location of Pedestrian-Motor Vehicle Crashes, Utah 2003



- The majority of pedestrian-motor vehicle crashes occurred in residential (42.6%) and shopping/business (42.1%) areas.

Top 3 Driving Factors that Contributed to Pedestrian-Motor Vehicle Crashes:

1. Speed Too Fast (24.1%)
2. Improper Lookout (13.2%)
3. Followed Too Closely (7.9%)


- In addition to the above, "driving under the influence," "had been drinking," and "under the influence of drugs" accounted for 4.0% of pedestrian-motor vehicle crashes.

Top 3 Violations of Drivers Involved in Pedestrian Crashes:

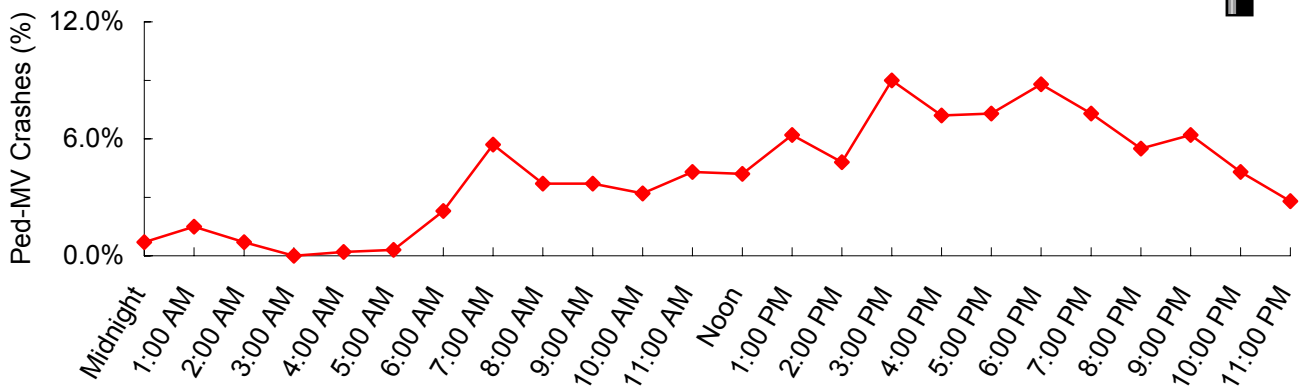
1. Failed to Yield Right-of-Way (50.3%)
2. Improper Lookout (10.6%)
3. Driving Under the Influence (6.9%)
3. Hit and Run (6.9%)

- One-third (30.9%) of drivers involved in pedestrian-motor vehicle crashes received a citation.

PEDESTRIANS

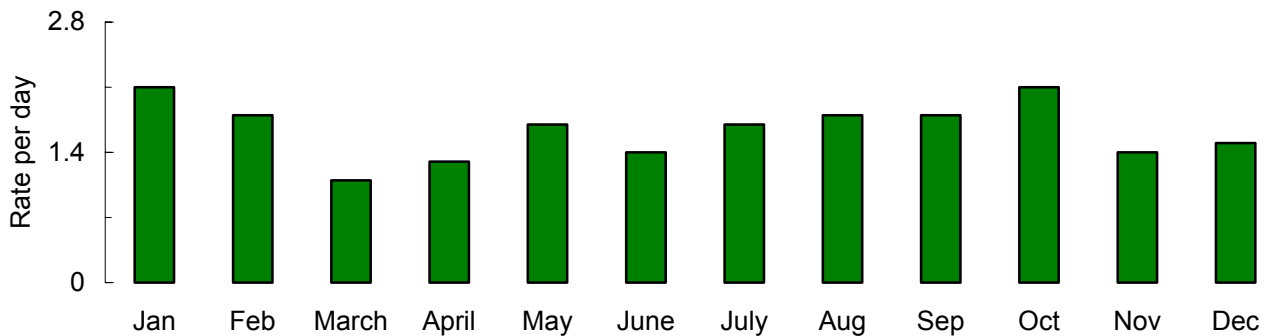


Time of Day Pedestrian Crashes Occurred, Utah 2003



- Pedestrian-motor vehicle crashes occurred most often between 3:00 pm to 7:00 pm. There was also a small peak at 7:00 am.

Month of the Year Pedestrian-Motor Vehicle Crashes Occurred, Utah 2003



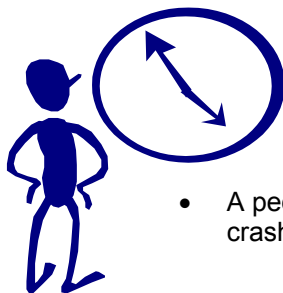
- January (2.1) and October (2.1) had the highest rates per day of pedestrian-motor vehicle crashes.

Actions of Pedestrians Prior to Crashes, Utah 2003

1. Crossing Intersection with Signal (18.2%)
2. Crossing Not at Intersection (14.7%)
3. Crossing Intersection with No Signal (13.4%)
4. Other in Roadway (6.0%)
5. Crossing Intersection Against Signal (5.7%)

• “Crossing Intersection (with signal, no signal, against signal, diagonally)” comprised 38.2% of pedestrian actions prior to crashes.

Pedestrian Crash Clock



- A pedestrian was involved in a crash every 13 hours.

Alcohol and Other Drug Involvement



- Of the 28 pedestrians killed in 2003, 1 pedestrian was impaired by alcohol or other drugs.
- Of the drivers involved in fatal pedestrian-motor vehicle crashes, 3 drivers were impaired by alcohol or other drugs.