


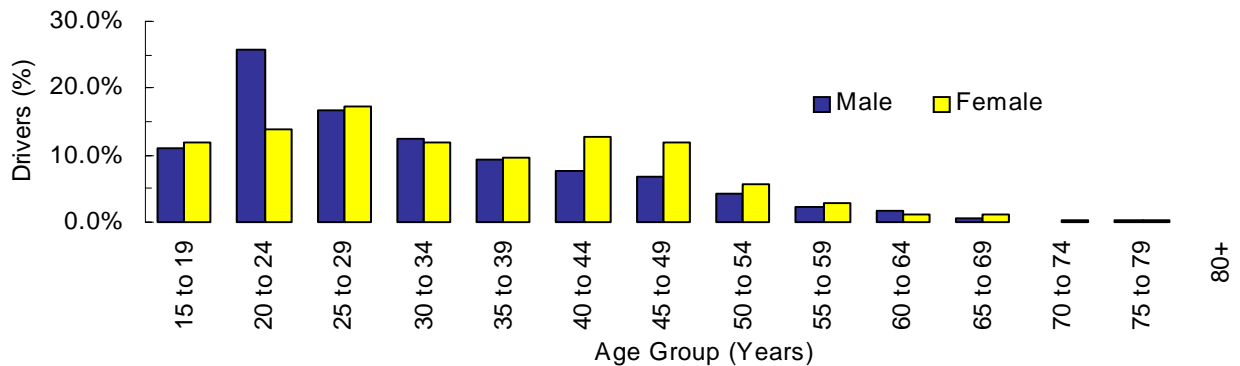
ALCOHOL AND OTHER DRUGS



Did you know that in 2005. . .


- There were 2,056 alcohol and other drug-related crashes in Utah that resulted in 1,143 injuries and 45 fatalities.
- The number of alcohol and other drug-related fatalities decreased 43% from 2004.
- Alcohol and other drug-related crashes were 6 times more likely to be fatal than other types of crashes.
- An alcohol and other drug-related crash occurred in Utah every 4 hours.

Age and Gender of Impaired Drivers Involved in Alcohol and Other Drug-Related Crashes (Utah 2005)



- Male drivers were involved in the majority (75%) of alcohol and other drug-related crashes.
- For male drivers, those aged 20 to 24 years had the highest percentage of alcohol and other drug-related crashes (25.7%).
- For female drivers, those aged 25 to 29 years had the highest percentage of alcohol and other drug-related crashes (17.3%).
- Of the impaired drivers, 311 (15.3%) were under the age of 21 years.

Blood Alcohol Concentration (BAC) Levels of Impaired Drivers Involved in Fatal Alcohol-Related* Crashes (Utah 2005)



*Note: This graph does not include information for 18 drivers impaired by drugs other than alcohol.

- 22 of the 23 impaired drivers involved in fatal alcohol-related crashes (95.7%) had blood alcohol concentration levels at or above the legal limit of 0.08.
- The average BAC level of the impaired drivers involved in fatal alcohol-related crashes was 0.20.




- In Utah, during 2005, there were 37 motor vehicle occupants killed in alcohol and other drug-related crashes (excluding motorcycle drivers, pedestrians, bicyclists).
- Of the 37 people killed, 24 (64.9%) were unbelted.



- In Utah, during 2005, there were 41 impaired drivers involved in alcohol and other drug-related crashes.
- Of the 41 impaired drivers, 4 (9.8%) were previously convicted of driving while under the influence.

ALCOHOL AND OTHER DRUGS



Alcohol and Other Drug Involvement in Different Types of Crashes



Pedestrian-Motor Vehicle Crashes

Of the 20 pedestrians killed in 2005, 2 pedestrians (10.0%) were impaired by alcohol or other drugs, and 2 pedestrians (10.0%) were killed by an impaired driver.



Bicyclist-Motor Vehicle Crashes

Of the 3 bicyclists killed in 2005, none were impaired by alcohol or other drugs, and 1 bicyclist (33.3%) was killed by an impaired driver.



Motorcycle Crashes

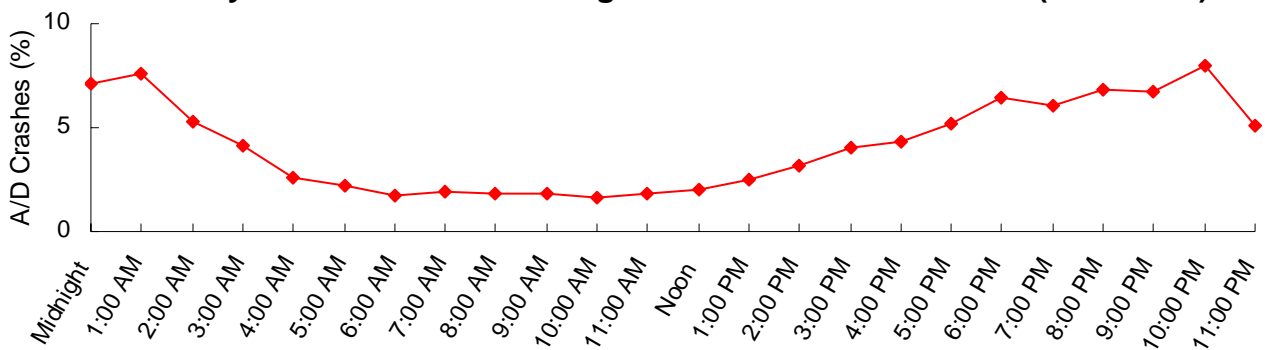
Of the 25 motorcycle drivers involved in fatal crashes in 2005, 2 were impaired by alcohol or other drugs (8.0%).



Teenage-Driver Crashes

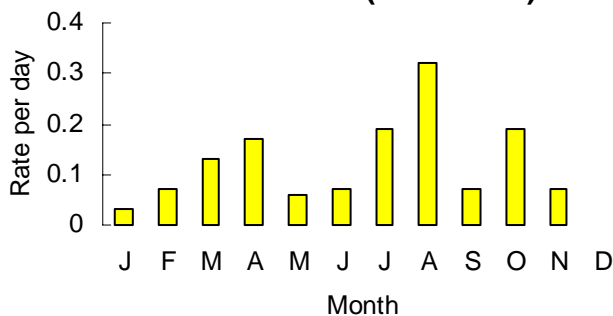
Of the 45 teenage drivers (aged 15 to 19 years) involved in fatal crashes in 2005, 2 were impaired by alcohol or other drugs (4.4%).

Time of Day Alcohol and Other Drug-Related Crashes Occurred (Utah 2005)



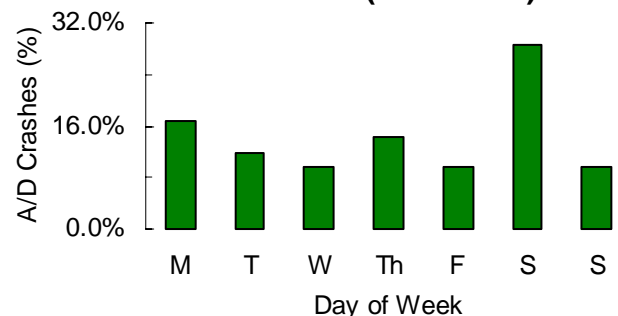
- Alcohol and other drug-related crashes peaked in the evening and early morning hours (6:00 pm to 1:00 am). This is unlike most other types of motor vehicle crashes that tend to peak in the afternoon and early evening (2:00 pm to 6:00 pm).

Month of the Year Fatal Alcohol and Other Drug-Related Crashes Occurred (Utah 2005)



- The highest rate per day of fatal alcohol and other drug-related crashes occurred in August (0.32); the lowest occurred in December (0.0).

Day of the Week Fatal Alcohol and Other Drug-Related Crashes Occurred (Utah 2005)



- In Utah, during 2005, the majority of fatal alcohol and other drug-related crashes occurred on Saturday (28.6%).