

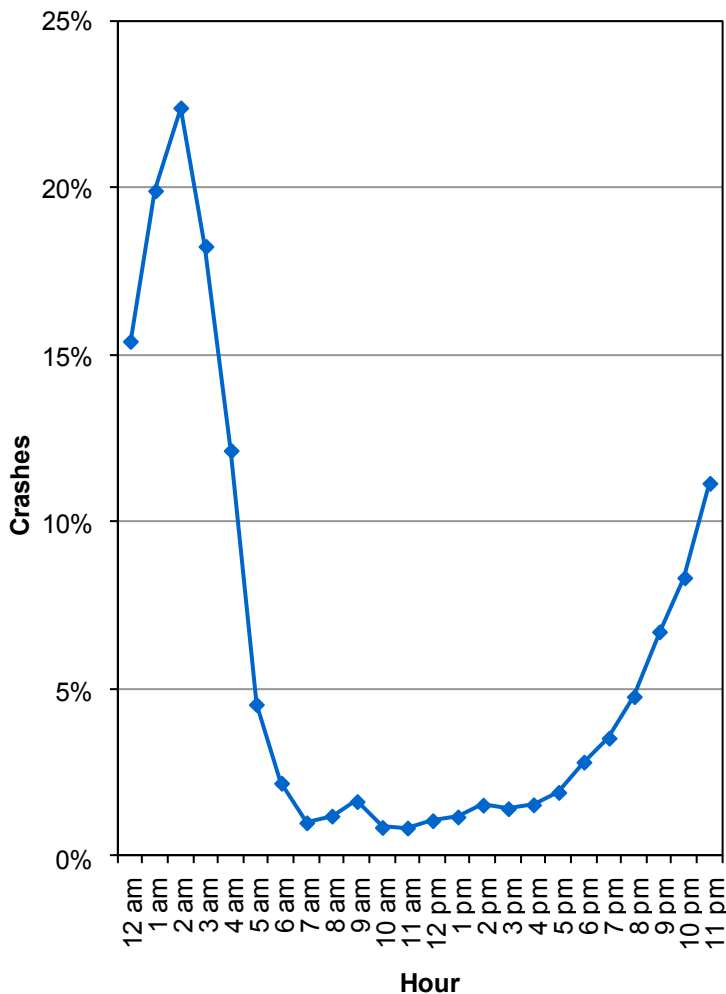
Did you know in 2011:

- 1,662 alcohol-impaired driver crashes occurred in Utah which resulted in 1,019 injured persons and 39 deaths.
- Alcohol-impaired driver crashes were 5.4 times more likely to be fatal than other crashes.
- The number of deaths involving an alcohol-impaired driver increased 56% in 2011 from 2010.

Alcohol-Impaired Drivers

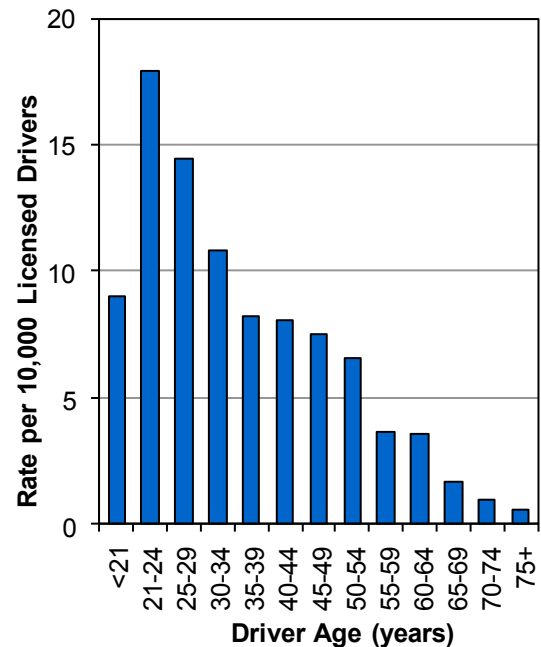


Percent of Total Crashes with an Alcohol-Impaired Driver by Hour (Utah 2011)



- While 3% of total crashes involved an alcohol-impaired driver, 16% of crashes occurring during the hours of 11:00 p.m.-4:59 a.m. involved an alcohol-impaired driver.

Rate of Alcohol-Impaired Drivers in Crashes per Licensed Driver (Utah 2011)



- Drivers aged 21 to 24 years had the highest rates of alcohol-impaired crashes.
- Of the impaired drivers, 178 (11%) were under the age of 21 years.



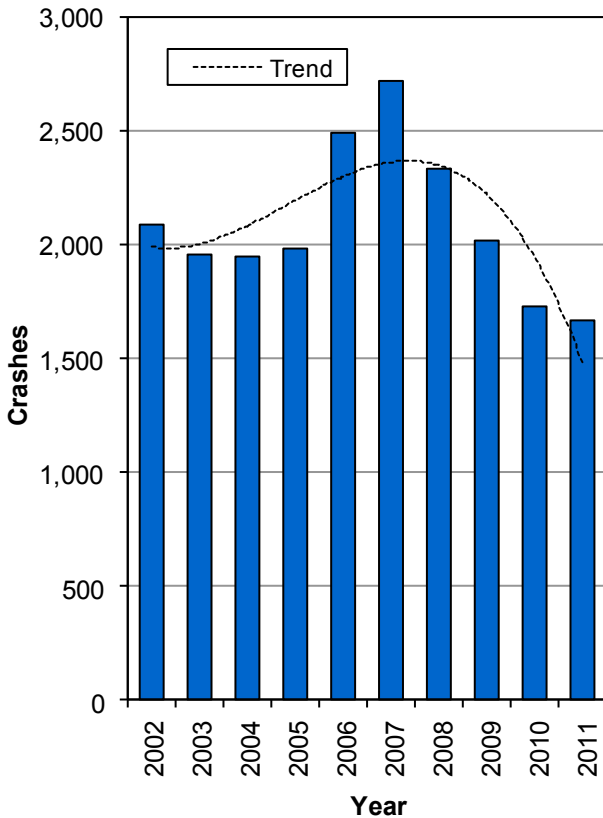
Previous DUI (Utah 2011)

- 15% of the alcohol-impaired drivers in fatal crashes were previously convicted of driving under the influence in the past three years.

Alcohol-Impaired Drivers

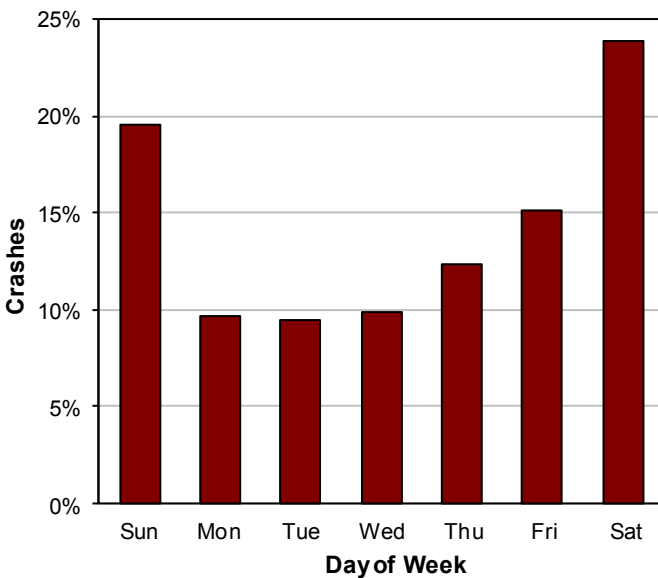


Alcohol-Impaired Driver Crashes (Utah 2002-2011)



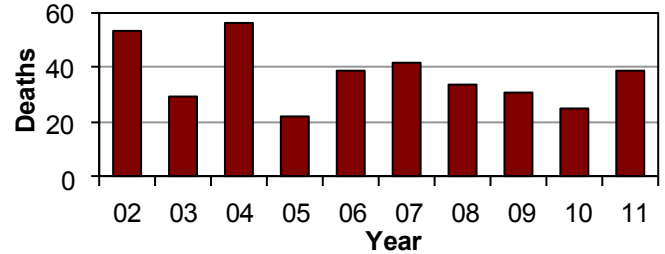
- The number of alcohol-impaired driver crashes has shown a decreasing trend over the last four years.

Alcohol-Impaired Driver Crashes by Day of the Week (Utah 2011)



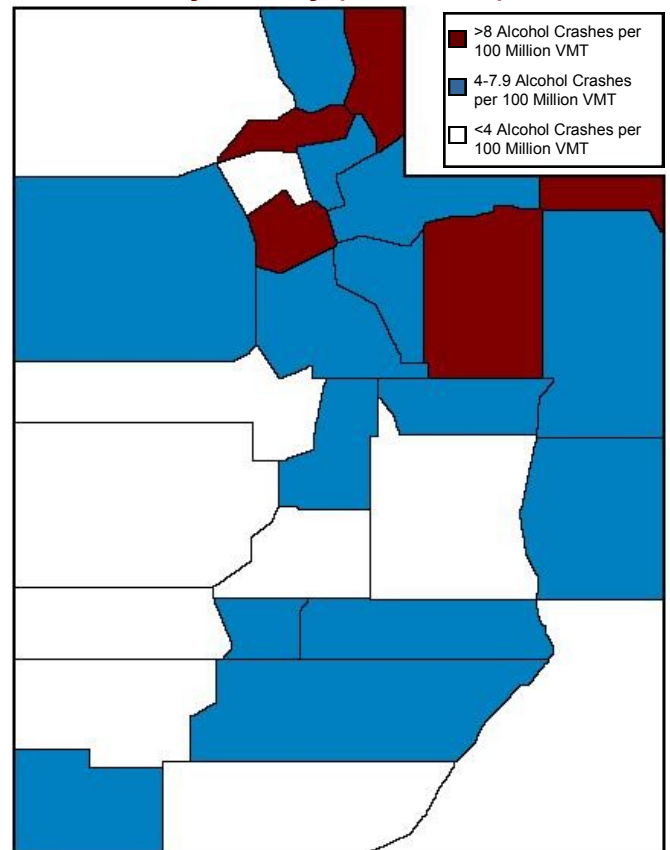
- The highest percentage of alcohol-impaired driver crashes occurred on weekends (44%).

Deaths from Alcohol-Impaired Drivers (Utah 2002-2011)



- The 39 deaths from alcohol-impaired drivers in 2011 was the highest amount since 2007.

Alcohol-Impaired Driver Crashes by County (Utah 2011)



- Daggett, Duchesne, and Salt Lake Counties had the highest rates of alcohol-impaired driver crashes per vehicle miles traveled (VMT).
- Juab, Sevier, and Millard Counties had the lowest rates of alcohol-impaired driver crashes per VMT.