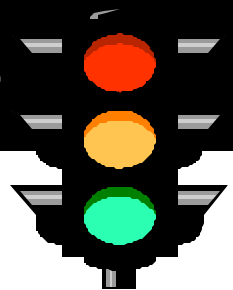


## ALCOHOL and OTHER DRUGS



### Did you know that in 2000. . .

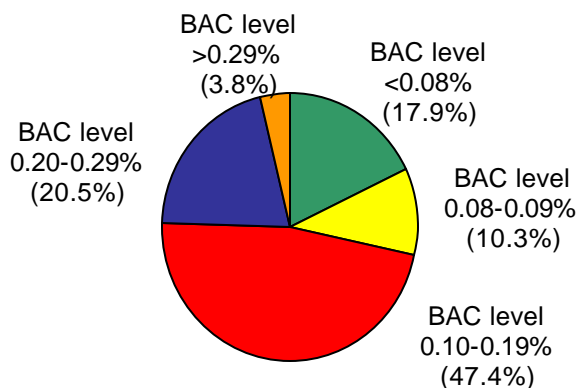
- ◆ There were 2,163 alcohol and other drug-related crashes in Utah that resulted in 1,846 injuries and 90 fatalities.
- ◆ Over half (56.9%) of alcohol and other drug-related crashes resulted in at least one injury compared to 37.4% of all motor vehicle crashes.
- ◆ Alcohol and other drug-related crashes were 8 times more likely to be fatal than non-alcohol/drug-related crashes.

### Age and Gender of Drivers Involved in Alcohol and Other Drug-Related Crashes



- Male drivers were involved in the majority (79.1%) of alcohol and other drug-related crashes.
- Overall, male drivers between the ages of 20 to 24 years were involved in the largest number (408) of alcohol and other drug-related crashes.
- For female drivers, the age group of 35 to 39 years had the highest number (70) of alcohol and other drug-related crashes.
- Of the impaired drivers, 350 (16.2%) were under the age of 21 years.

### Blood Alcohol Concentration (BAC) Levels of Drivers Involved in Fatal Alcohol-Related Crashes



- The majority (82.1%) of drivers involved in fatal alcohol-related crashes had blood alcohol concentration levels at or above the legal limit of 0.08%.

### Driving Under the Influence

Driving under the influence (DUI) is driving (or in physical control of) a vehicle on a roadway in Utah with a blood alcohol content of 0.08% or more, or "unsafe" driving due to alcohol or other drugs in the body.

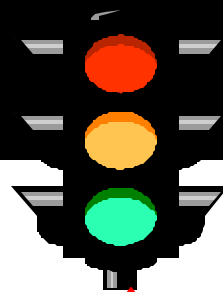
In 2000 there were 15,428 DUI arrests in Utah. The arrests occurred in the following counties:

1. Salt Lake (34.4%)
2. Utah (12.2%)
3. Davis (10.9%)
4. Weber (10.4%)
5. Tooele (3.4%)
6. Washington (3.3%)
7. Uintah (2.9%)
8. Cache (2.6%)
9. Other Counties (20.0%)

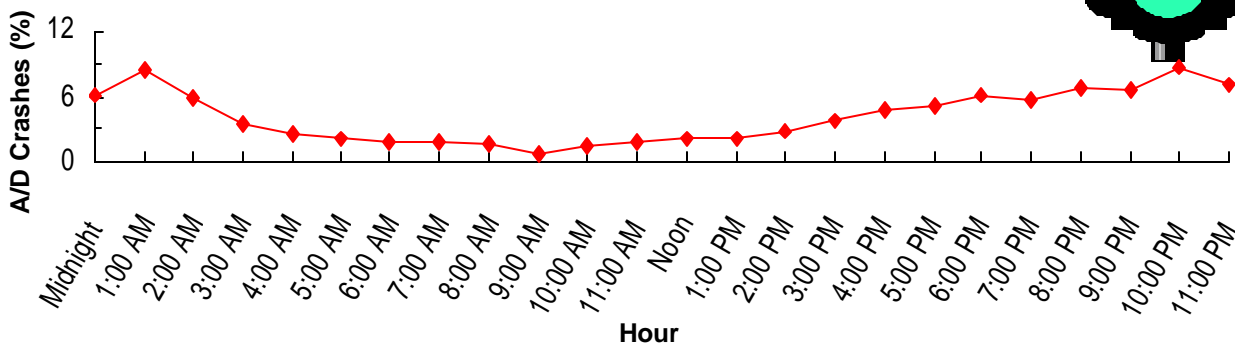
The ages of those arrested for DUI were:

Age	DUI Arrests	Age	DUI Arrests
15-20	1,509 (9.8%)	37-48	3,951 (25.6%)
21-24	2,933 (19.0%)	49+	1,538 (10.0%)
25-36	5,497 (35.6%)	Total	15,428 (100.0%)

## ALCOHOL and OTHER DRUGS

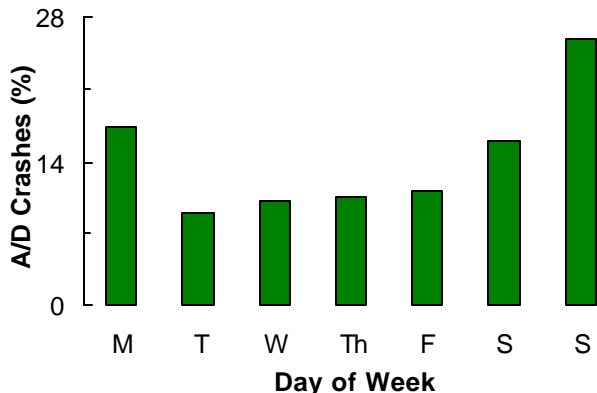


**Time of Day Alcohol and Other Drug-Related Crashes Occurred**



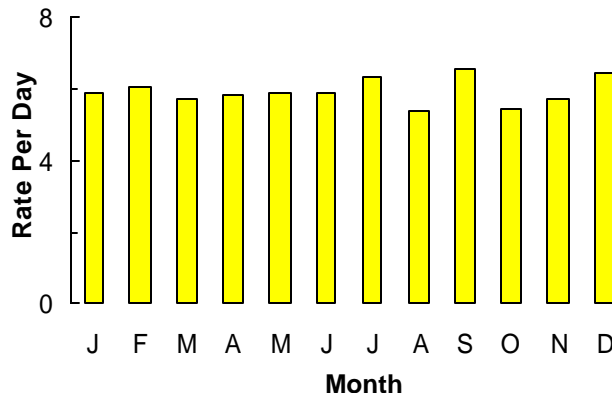
- Alcohol and other drug-related crashes peaked between 8:00 pm and 1:00 am. This is unlike most other types of motor vehicle crashes that tend to peak earlier in the evening (5:00 pm).

**Day of the Week Alcohol and Other Drug-Related Crashes Occurred**



- Over half (59.3%) of the total alcohol and other drug-related crashes occurred on Saturday, Sunday and Monday.
- For fatal alcohol and other drug-related crashes, more than half (55.8%) occurred on Saturday, Sunday and Monday.

**Month of the Year Alcohol and Other Drug-Related Crashes Occurred**



- The highest rate of total alcohol and other drug-related crashes occurred in September.
- The highest rate of fatal alcohol and other drug-related crashes occurred in June.

### Alcohol and Other Drug Involvement in Different Types of Motor Vehicle Crashes



**Pedestrian Crashes**

Of the 33 pedestrian fatalities, 5 pedestrians and 1 driver was impaired by alcohol and other drugs.



**Bicyclist-Motor Vehicle Crashes**

Of the 9 bicyclist fatalities, none were impaired by alcohol or other drugs. Of the motor vehicle drivers involved in fatal bicyclist-motor vehicle crashes, 1 was impaired by alcohol or other drugs.



**Motorcycle Crashes**

Of the 23 motorcyclist fatalities, 7 involved alcohol and other drug use by the motorcycle driver.