


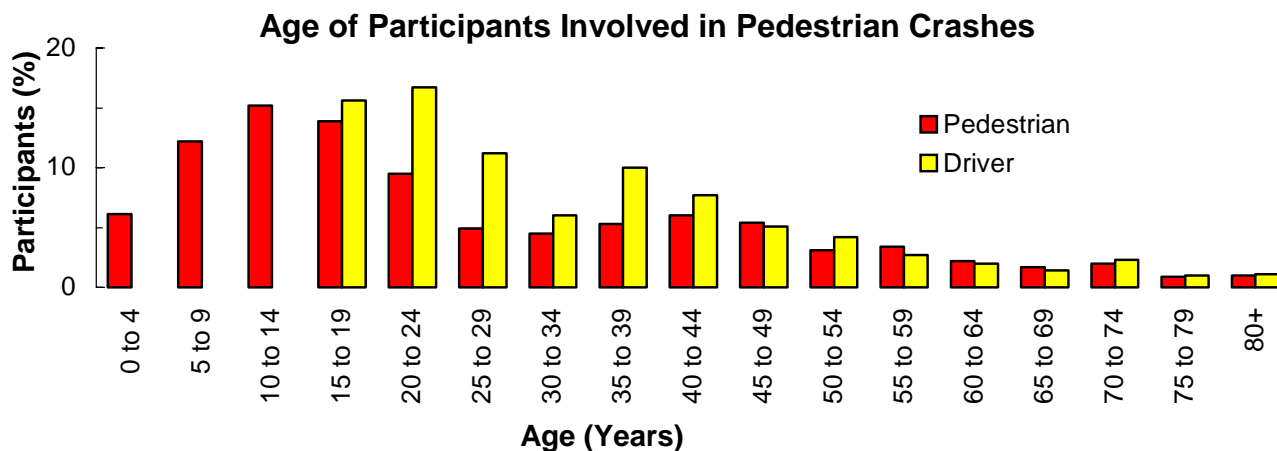
PEDESTRIANS



Did you know that in 1999. . .

- ◆ 818 pedestrians were involved in motor vehicle crashes, which resulted in 748 injured pedestrians, and 38 pedestrian fatalities.
- ◆ Nearly all pedestrians involved in a crash (96.1%) sustained an injury compared to 21.7% of all motor vehicle crash participants.
- ◆ Pedestrians were 21 times more likely to be killed in a crash than other motor vehicle crash participants.

Who are the people involved?



- Almost half of the pedestrians involved in crashes (47.4%) were under 20 years of age. This same age group represented 26.3% of the pedestrian fatalities.
- While 5.6% of pedestrians involved in crashes were over 65 years old, this age group accounted for 10.5% of the pedestrian fatalities.
- Of the drivers that were involved in pedestrian crashes, 43.5% were between the ages of 15 to 29 years. Over half (58.3%) of the drivers involved in fatal pedestrian crashes were also between the ages of 15 to 29 years.

What are the circumstances surrounding the crash?


Top 5 Driving Factors that Contributed to Pedestrian Crashes:

1. Improper lookout (36.5%)
 2. Failed to yield the right of way (22.6%)
 3. Hit and run (15.9%)
 4. Other improper driving (6.9%)
 5. Speed too fast (3.1%)
- Alcohol and drugs appear to be an important contributing factor in fatal pedestrian crashes. While "DUI", "had been drinking", and "under the influence of drugs" accounted for 3% of contributing factors in all pedestrian crashes, these factors accounted for 6% in fatal pedestrian crashes.

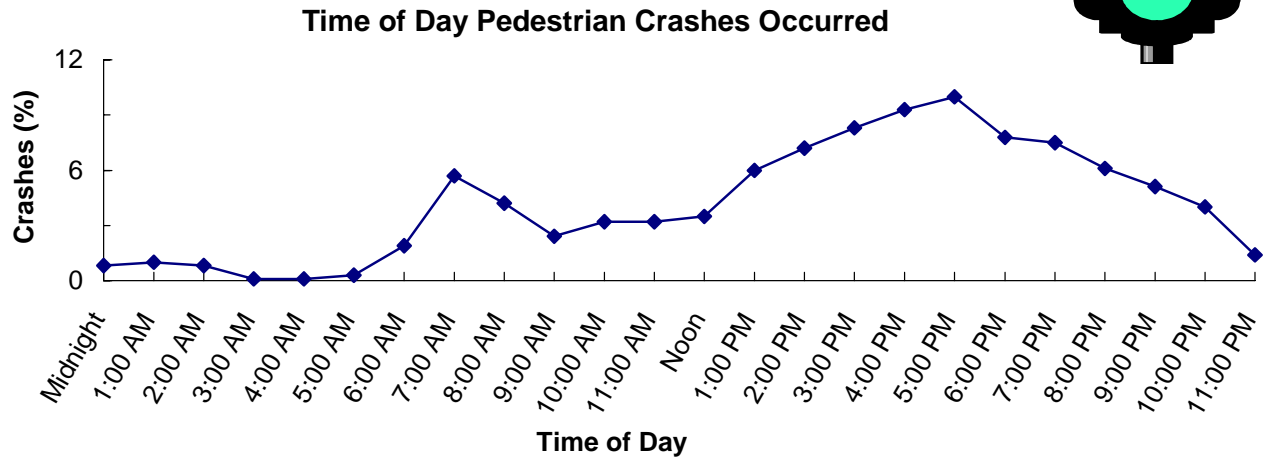
Top 5 Violations of Drivers Involved in Pedestrian Crashes:

1. Failure to yield the right of way (55.3%)
 2. Improper lookout (16.7%)
 3. All other non-moving violations (12.2%)
 4. Hit and run (3.2%)
 5. Reckless driving (1.9%)
 6. Driving under the influence (1.9%)
 7. All other moving violations (1.9%)
- There were 732 drivers involved in pedestrian crashes, of which 311 (42.5%) were cited for a traffic violation
 - Only 6 of the 36 (16.7%) drivers involved in fatal pedestrian crashes received a citation at the crash scene.

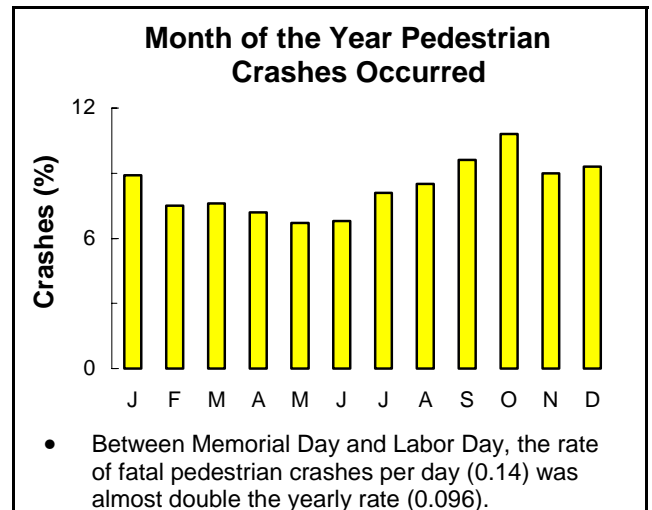
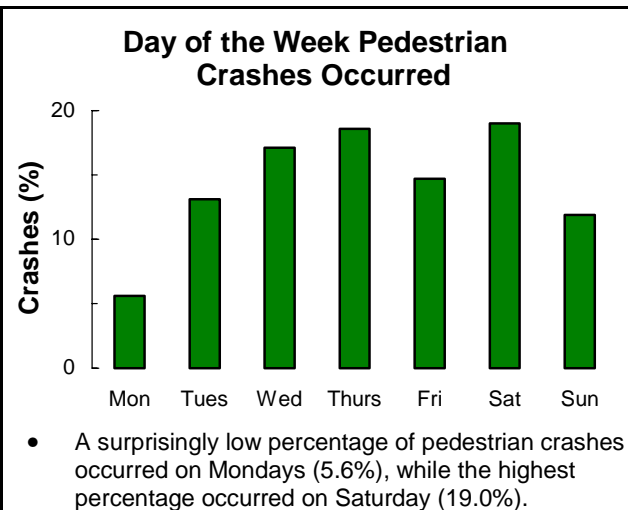
PEDESTRIANS



When are pedestrian crashes occurring?



- Pedestrian crashes occurred most often in the late afternoon (3:00 pm to 5:00 pm). Fatal pedestrian crashes occurred most often at 7:00 am, and between 4:00 pm and 9:00 pm.



Where are pedestrians being hit?

County	Number of Pedestrians	Rate per 10,000 population	County	Number of Pedestrians	Rate per 10,000 population
Salt Lake	411	4.9	Cache	25	2.9
Utah	149	4.6	Box Elder	13	3.2
Weber	87	4.8	San Juan	7	5.3
Davis	51	2.3	Sanpete	7	3.0
Washington	25	3.3	Other counties	43	1.7

- The majority of pedestrian crashes occurred in urban areas (84.9%). The majority of fatal pedestrian crashes also occurred in urban areas (82.9%).